



California Online Public Schools

California Online Public Schools

California Online Public Schools (CalOPS) Annual Board Meeting

Published on June 6, 2025 at 12:49 PM PDT

Date and Time

Tuesday June 10, 2025 at 4:00 PM PDT

Location

CalOPS NorCal: 580 N. Wilma Avenue, Suite G, Ripon, CA 95366

CalOPS SoCal: 33272 Valle Road, San Juan Capistrano, CA 92675

1201 Cara Road, Dinuba, CA 93618

32946 Calle San Marcos, San Juan Capistrano, 92675

3753 W. Norberry Street, Lancaster, CA 93536

9423 Reseda Blvd. Apt #230, Northridge, CA 91324

4108 W Avenue J6, Lancaster, CA 93536

Join Zoom Meeting

<https://californiaops-org.zoom.us/j/92843576813>

Meeting ID: 928 4357 6813

Dial In: +1 (669) 900-9128 ext. 928-4357-6813# US

This meeting is open to members of the public. For information about meetings or for members of the public who require special accommodations to attend, please visit our website at www.californiaops.org/governance or contact the school offices: Dana Hohn (NorCal) or Eva McGahey (SoCal) at (800) 906-5166 at least 24 hours prior to the meeting. The board packet can be made available for public review by contacting the school offices prior to the Board meeting in compliance with California open meeting law.

Agenda

	Purpose	Presenter	Time
I. Opening Items			4:00 PM
A. Roll Call		Dan Hertzler	
B. Call the Meeting to Order		James Stockdale	
C. Approval of Agenda	Vote	James Stockdale	

II. Public Comment

The Board welcomes participation by the members of the public telephonically. To address an item on the agenda, before the scheduled start of the meeting, an individual must write their name and a short description of the agenda item on which they wish to comment on the card provided and submit this to the Chair, along with any materials they want to have distributed to Board. Individuals who wish to address the Board telephonically must contact the School Leader by phone or by email at least twenty four (24) hours before the scheduled start of the Board meeting. If the individual wants to provide any written materials to the Board, these should be emailed to the School Leader at least twenty-four (24) hours before the scheduled start of the meeting.

The total time for any individual to present, either in person or via telephone, on an item on the agenda shall not exceed three (3) minutes, or six (6) minutes if the individual requesting to comment is a non English speaker and requires a translator, unless the Board grants additional time. However, in compliance with Board policy and the Brown Act, the Board is not permitted to discuss or take action on non-agenda items.

Individuals desiring to make a formal presentation to the Board on an item not on the agenda but desiring it be placed on the agenda must provide notice and written submissions detailing the subject of the presentation to the School Leader at least fourteen (14) days prior to the meeting. Any such presentations shall not exceed fifteen (15) minutes in duration, unless otherwise permitted by the Chair.

To view the Board Open Meeting Policy, visit the CalOPS Governance Page at <https://californiaops.org/governance/>

III. Oral Reports

A. Superintendent's Report	FYI	Richard Savage
----------------------------	-----	----------------

1. Graduation Plans and End of Year Activities Update

	Purpose	Presenter	Time
2. 2025-26 Enrollment and Staffing Updates 3. Curriculum and Training Update 4. Sponsoring District(s) Update			
B. Principals' Report (attached)	FYI		
1. High School - Matt Brockway 2. Middle School - Heather Tamayo 3. Elementary School - Marcus White			
C. Charter Impact Financial Report for CalOPS	FYI	Jason Sitomer	
1. CalOPS Consolidated Financial Report (attached)			
D. Policy, Compliance, and Legislative Updates	FYI	Dan Hertzler	
1. Board Training			
E. Educational Services Update	FYI	Leslie Dornbek	
1. CalOPS Local Indicator Reports (attached)			
F. Financial Update	FYI	LaChelle Carter	
1. May Revised Budget Update			
IV. Consent Items			
A. Approval of Minutes from the May 13, 2025 CalOPS Board Meeting (attached)	Vote		
B. Approval of Check Registry	Vote		
C. Ratification of Special Education Service Contracts (attached)	Vote	LaChelle Carter	
D. Approval of Staffing Report (attached)	Vote	Stephen Ford	
E. Approval of Expenditures over \$20k (attached)	Vote	LaChelle Carter	

	Purpose	Presenter	Time
F. Approval of 2025-26 Master Agreement (to follow)	Vote	Dan Hertzler	
G. Approval of Independent Study Policy (attached)	Vote	Dan Hertzler	
H. Approval of 2025-26 Uniform Complaint Procedures (UCP) and Annual Notification (attached)	Vote	Dan Hertzler	
I. Approval of CalOPS Comprehensive School Safety Plan (CSSP) (attached)	Vote	Dan Hertzler	
J. Approval of 2025-26 CalOPS Board Meeting Schedule (attached)	Vote	Dan Hertzler	
K. Approval of Literacy Plan (attached)	Vote	Leslie Dombek	
L. Approval of 2025-26 CalOPS Employee Handbook (attached)	Vote	Steve Ford	
M. Approval of 2025-26 CalOPS Curriculum and Instructional Materials (attached)	Vote	Leslie Dombek	
N. Approval of Updated 2025-26 Teacher Calendar (attached)	Vote	Dan Hertzler	
V. Action Items			
A. Approval of 2025-26 Preliminary Budgets (attached)	Vote	Jason Sitomer	
B. Approval of Education Protection Account Resolution and Budgets (attached)	Vote	Jason Sitomer	
C. Approval of Spring Consolidated Applications (attached)	Vote	Jason Sitomer	
1. Spring Consolidated Application – CalOPS Central Coast			
2. Spring Consolidated Application – CalOPS Central Valley			
3. Spring Consolidated Application – CalOPS Monterey Bay			
4. Spring Consolidated Application – CalOPS North Bay			
5. Spring Consolidated Application – CalOPS Northern California			
6. Spring Consolidated Application – CalOPS Southern California			

	Purpose	Presenter	Time
D. Approval of CalOPS Local Control and Accountability Plan (LCAP) Annual Updates (attached)	Vote	Leslie Dombek	
<ul style="list-style-type: none"> 1. CalOPS Central Coast LCAP Annual Update 2. CalOPS Central Valley LCAP Annual Update 3. CalOPS Monterey Bay LCAP Annual Update 4. CalOPS North Bay LCAP Annual Update 5. CalOPS Northern California LCAP Annual Update 6. CalOPS Southern California LCAP Annual Update 			
E. Approval of CalOPS Fiscal Policy Pending Legal Review With the Authority to Make Immaterial Changes Suggested by Legal Counsel (attached)	Vote	LaChelle Carter	
F. Approval of Obsolete Equipment Policy (attached)	Vote	LaChelle Carter	
G. Approval of Updated Banking Resolutions (attached)	Vote	LaChelle Carter	
H. Approval of Master Contract and Authorization of the Director of Student Services to Negotiate, Amend, Finalize, and Execute Contracts for the 2025-26 School Year (attached)	Vote	Richie Romero	
I. Approval of Declaration of Need 2025-26 School Year (attached)	Vote	Steve Ford	
J. Approval of Annual Superintendent Salary Adjustment	Vote	Steve Ford	
K. Approval of Board Member to Three Year Term	Vote	Dan Hertzler	
<ul style="list-style-type: none"> 1. Eric Wickliffe Jr. 			
L. Nomination and Approval of Board Chair for the 2025-26 School Year	Vote	Dan Hertzler	
M. Nomination and Approval of Board Vice Chair for the 2025-26 School Year	Vote	Dan Hertzler	

	Purpose	Presenter	Time
--	---------	-----------	------

VI. Closing Items

A. Adjourn Meeting	Vote	James Stockdale	
--------------------	------	-----------------	--

Adjournment and Confirmation of the Next Meeting - September 9, 2025 at 4 pm PT

Coversheet

Principals' Report (attached)

Section: III. Oral Reports
Item: B. Principals' Report (attached)
Purpose: FYI
Submitted by:
Related Material: CalOPS Principals' Report 06.10.25.pdf

CalOPS Principals' Report

June 2024-25

Site Reports

Matthew Brockway, High School Principal

Site Administrator for Northern Region - Monterey Bay, North Bay, and Northern California

High School sends their greetings. Everything our students have been working for is coming to an end. Our end of year festivals have gone smoothly, Prom is expected to be a blast, and our graduations are in crunch mode. Ally Ireland and her team of volunteers share the MVP award for all of their diligent work on all things end of the year. Our first virtual Senior Awards night went amazing, and was very well attended. We are continuing to chip-away at those that need to complete state testing. I couldn't be more proud of all the work that has been done this year. I am amazed at how much different, and smooth, things are going as we approach day 180 when compared to day 1.

Marcus White, Elementary Principal

Site Administrator for Central Region - Central Valley and Central Coast

Greetings From Elementary,

We are firing on all cylinders as we speed toward the finish line. Last week students completed our end of the year i-Ready testing. We are excited to analyze the results and see how our students are progressing. End of the year festivals were a huge success. Our school does an outstanding job rolling out the red carpet for our families at these events. Additionally, teachers are working feverishly to ensure students finish up all their coursework. On top of that, teachers are making end of the year calls to families to answer questions and get them prepared for the next grade level. This inaugural school year has been filled with challenges to overcome. I am so proud of the way our team has stayed positive and focused on our students. Bring on the 2025-2026 school year.

Heather Tamayo, Middle School Principal Site Administrator for Southern Region - Southern California

As we close out the school year, our team remains focused on providing consistent support to students during this critical time. We are in the process of completing the final i-Ready benchmark assessments and state testing, which are essential components of our academic program. Despite the unique challenges and advantages of the virtual learning environment, student engagement in these assessments has remained at the highest levels that we have ever seen.

The comprehensive data we've gathered throughout the year will play a vital role in shaping instructional planning, resource allocation, and student support strategies for the 2025-26 school year. In addition to using this data to inform core academics, we are excited to grow our middle school Pentathlon and AVID programs—two initiatives that continue to strengthen student engagement, collaboration, and college readiness in our virtual setting. We're committed to leveraging these insights to improve student outcomes and further enrich our virtual learning model.

Enrollment Update Month for Report: June

	Elementary School	Middle School	High School	Total
Enrolled	2180	1912	4176	8268
25-26 ITR Pipeline Applications	250	253	835	1338
25-26 Completed & Approved ITR Applications	1156	957	2225	4338
25-26 Pipeline Applications	202	143	221	566
25-26 Completed & Approved New Student Applications	305	217	282	804

Updated: June 2, 2025



Marketing Update

As we close out the school year, our marketing and outreach efforts remain focused on increasing visibility and supporting enrollment growth. Our Google Ads campaigns continue to perform well, now driving over 55% of all inbound calls and website form submissions. Across all platforms, we're seeing strong ad performance, with more than 2.5 million impressions each month. As the school year wraps up, we're preparing to release new content to support end-of-year celebrations and promote summer enrollment.

We're also updating our Elementary, Middle, and High School web pages to better present our programs, support prospective families, and encourage enrollment. This month, we were featured in *Culturs* magazine, highlighting one of our students, Kalahari Lewis-Campbell, and her involvement in the Black Girls Film Camp. We're also launching a new campaign focused on high school students and their families, and we recently filmed a testimonial with graduating senior Mateo Martinez, which will be shared soon. Our agency, Brandastic, also gathered testimonials at the Southern California End-of-Year Festival for use in future content to further drive enrollment.

We're in the process of renewing our contract with Brandastic for another year, transitioning to a monthly payment schedule, and look forward to continuing our successful partnership.

Engagement Activities

Recent Engagement Activities

Northern Region - *Monterey Bay, North Bay and NorCal*

- **Northern Region End-of-the-Year Festival** – Wednesday, May 28th (10:00 AM - 1:00 PM)
Target Grades: TK-12, all are welcome
Total attendance: 146 CalOPS students, 66 non-CalOPS students, 130 adults, 68 staff
(410 total attendees)

Central Region - *Central Valley and Central Coast*

- No in-person field trips were planned for Central California this past month.

Southern Region - *SoCal*

- **Pokemon Adventure at Irvine Great Park** – Wednesday, May 28th (10:00 AM - 1:30 PM)
Target Grades: 6-8
Total attendance: 6 CalOPS students, 0 non-CalOPS students, 5 adults, 2 staff (12 total attendees)
- **Southern Region End-of-the-Year Festival** – Wednesday, May 28th (10:00 AM - 1:30 PM)
Target Grades: TK-12, all are welcome
Total attendance: 304 CalOPS students, 51 non-CalOPS students, 194 adults, 201 staff
(750 total attendees)



Virtual Field Trips - *All Six School Locations*

- Virtual field trips are concluded for the 2024-2025 school year and will resume in Fall of the 2025-2026 school year.

Upcoming Engagement Activities

Northern Region - *Monterey Bay, North Bay and NorCal*

- **Northern Region High School Commencement Ceremony** – Thursday, June 12th (1:00 PM - 3:00 PM)
Target Grades: 12

Central Region - *Central Valley and Central Coast*

- **Central Region End-of-the-Year Festival** – Friday, June 6th (11:00 AM - 1:00 PM)
Target Grades: TK-12, all are welcome

Southern Region - *SoCal*

- **8th Grade Celebration at Knott's Berry Farm** – Tuesday, June 10th (10:00 AM - 4:00 PM)
Target Grades: 8
- **Southern Region High School Commencement Ceremony** – Wednesday, June 18th (1:00 PM - 3:00 PM)
Target Grades: 12

Virtual Field Trips - *All Six School Locations*

- Virtual field trips are concluded for the 2024-2025 school year and will resume in Fall of the 2025-2026 school year.

2025/2026 Enrolled Family Webinars

In March we launched a series of “family forum” webinars for new and returning 2025/2026 caretakers to help families remain engaged with CalOPS through the first day of the 2025/2026 school year. Topics have included: “How Does Our School Work?” “The Role of the Parent/Caretaker” and “Socialization” Upcoming topics through summer will include “How We Support Special Populations,” “Emotional/Mental Health Support,” “Important Dates,” “School Technology” “What To Expect the First Week of School.”

Coversheet

Charter Impact Financial Report for CalOPS

Section: III. Oral Reports
Item: C. Charter Impact Financial Report for CalOPS
Purpose: FYI
Submitted by:
Related Material: CalOps_FY25_04_Monthly Financial Presentation.pdf



California Online Public Schools

Monthly Financial Presentation – April 2025

Summary



Highlights

- **Attendance: P2 locked at 7,061**
- **Revenue: +\$17K (flat)**, up minimally due to PY adjustments
- **Expenses: +\$1.2M (+1%)** to March forecast, driven by supplies and benefits
- **Surplus: \$3.5M (3% of expenses)**
- **Ending Fund balance: \$29M**
- **Cash: \$37.9M** as of 4/30



		TOTAL		
Revenue	Enrollment	7,210	7,210	0
	ADA	7,061	7,061	0
		Apr FC	Mar FC	\$ Variance
	State Aid-Rev Limit	\$ 91,292,754	\$ 91,334,006	\$ (41,252)
	Federal Revenue	3,644,234	3,644,234	0
	Other State Revenue	14,192,443	14,138,147	54,296
	Other Local Revenue	187,935	183,995	3,939
	Total Revenue	\$ 109,317,365	\$ 109,300,382	\$ 16,983
Expenses	Certificated Salaries	\$ 58,135,775	\$ 57,786,254	\$ 349,520
	Classified Salaries	2,665,301	2,831,348	-166,047
	Benefits	18,846,030	18,608,732	237,298
	Books and Supplies	9,109,511	8,652,084	457,427
	Subagreement Services	7,564,814	7,530,599	34,215
	Operations	2,733,452	2,615,147	118,304
	Facilities	952,339	944,856	7,482
	Professional Services	5,804,976	5,694,136	110,840
	Depreciation	49,234	44,744	4,490
	Interest	0	0	0
		Total Expenses	\$ 105,861,430	\$ 104,707,900
Full-Year	Total Surplus(Deficit)	\$ 3,455,935	\$ 4,592,482	\$ (1,136,547)
	Beginning Fund Balance	\$25,520,411	\$25,520,411	\$0
	Ending Fund Balance	\$ 28,976,346	\$ 30,112,891	\$ (1,136,545)
	As a % of Annual Expenses	27%	29%	
	Surplus as % of Expenses	3%	4%	
	Cash as of Month-End	\$ 37,896,872	\$ 39,462,496	\$ (1,565,624)



Attendance Data and Metrics

P2 ADA Locked at **7,061**

- **-15% YoY**

TOTAL

Enrollment & Per Pupil Data		
	Forecast	Budget
Average Enrollment	7,210	8,421
ADA	7,061	8,324
Attendance Rate	97.9%	98.8%
Unduplicated %	n/a	n/a
Revenue per ADA	\$15,481	\$14,959
Expenses per ADA	\$14,992	\$14,525

SoCal

Enrollment & Per Pupil Data		
	Forecast	Budget
Average Enrollment	4,101	4,983
ADA	4,018	4,883
Attendance Rate	98.0%	98.0%
Unduplicated %	55.2%	55.7%
Revenue per ADA	\$15,585	\$14,891
Expenses per ADA	\$15,326	\$14,420

Central Valley

Enrollment & Per Pupil Data		
	Forecast	Budget
Average Enrollment	801	816
ADA	784	799
Attendance Rate	97.9%	98.0%
Unduplicated %	68.3%	67.8%
Revenue per ADA	\$15,858	\$16,111
Expenses per ADA	\$14,171	\$15,645

NorCal

Enrollment & Per Pupil Data		
	Forecast	Budget
Average Enrollment	1,567	1,760
ADA	1,535	1,725
Attendance Rate	98.0%	98.0%
Unduplicated %	53.7%	54.7%
Revenue per ADA	\$15,317	\$14,741
Expenses per ADA	\$14,765	\$14,365

North Bay

Enrollment & Per Pupil Data		
	Forecast	Budget
Average Enrollment	156	161
ADA	153	158
Attendance Rate	98.4%	98.0%
Unduplicated %	58.8%	59.6%
Revenue per ADA	\$14,915	\$15,815
Expenses per ADA	\$13,808	\$15,458

Monterey Bay

Enrollment & Per Pupil Data		
	Forecast	Budget
Average Enrollment	464	564
ADA	454	552
Attendance Rate	98.0%	98.0%
Unduplicated %	43.0%	43.5%
Revenue per ADA	\$14,728	\$14,408
Expenses per ADA	\$14,579	\$14,089

Central Coast

Enrollment & Per Pupil Data		
	Forecast	Budget
Average Enrollment	122	138
ADA	116	135
Attendance Rate	95.1%	98.0%
Unduplicated %	50.3%	52.0%
Revenue per ADA	\$15,198	\$14,635
Expenses per ADA	\$15,150	\$14,384



Revenue

- **FY25 annual revenue forecasted at \$109M; +\$17K to prior month**
 - Specialty Funds Shifts: **+\$40K** to balance Central Coast budget
 - PY Adjustments: **-\$25K**

TOTAL

Revenue

	Year-to-Date			Annual/Full Year		
	Actual	Budget	Fav/(Unf)	Forecast	Budget	Fav/(Unf)
State Aid-Rev Limit	\$ 72,216,574	\$ 81,333,458	\$ (9,116,884)	\$ 91,292,754	\$ 107,049,556	\$ (15,756,801)
Federal Revenue	1,604,410	2,361,843	(757,433)	3,644,234	2,653,953	990,281
Other State Revenue	7,973,180	10,419,024	(2,445,844)	14,192,443	14,692,617	(500,175)
Other Local Revenue	168,037	100,803	67,234	187,935	120,742	67,192
Total Revenue	\$ 81,962,202	\$ 94,215,128	\$ (12,252,926)	\$ 109,317,365	\$ 124,516,869	\$ (15,199,504)

Revenue

SoCal

Revenue

	Year-to-Date			Annual/Full Year		
	Actual	Budget	Fav/(Unf)	Forecast	Budget	Fav/(Unf)
State Aid-Rev Limit	\$ 46,395,281	\$ 48,492,938	\$ (2,097,657)	\$ 51,527,966	\$ 62,774,775	\$ (11,246,810)
Federal Revenue	1,071,878	1,439,822	(367,944)	2,290,265	1,612,417	677,848
Other State Revenue	4,720,578	6,252,156	(1,531,578)	8,727,459	8,808,554	(81,095)
Other Local Revenue	70,910	53,662	17,247	81,642	64,395	17,247
Total Revenue	\$ 52,258,647	\$ 56,238,579	\$ (3,979,932)	\$ 62,627,332	\$ 73,260,142	\$ (10,632,810)

Central Valley

Revenue

	Year-to-Date			Annual/Full Year		
	Actual	Budget	Fav/(Unf)	Forecast	Budget	Fav/(Unf)
State Aid-Rev Limit	\$ 7,560,068	\$ 8,326,028	\$ (765,960)	\$ 10,959,055	\$ 11,289,624	\$ (330,569)
Federal Revenue	193,972	253,996	(60,025)	453,347	282,427	170,920
Other State Revenue	767,526	1,045,045	(277,519)	1,016,042	1,471,790	(455,748)
Other Local Revenue	7,296	-	7,296	7,296	-	7,296
Total Revenue	\$ 8,528,862	\$ 9,625,069	\$ (1,096,207)	\$ 12,435,740	\$ 13,043,841	\$ (608,101)

NorCal

Revenue

	Year-to-Date			Annual/Full Year		
	Actual	Budget	Fav/(Unf)	Forecast	Budget	Fav/(Unf)
State Aid-Rev Limit	\$ 12,519,667	\$ 16,305,768	\$ (3,786,101)	\$ 19,763,546	\$ 22,089,481	\$ (2,325,935)
Federal Revenue	295,002	466,110	(171,108)	708,577	527,164	181,413
Other State Revenue	1,664,362	2,110,478	(446,116)	2,986,186	2,981,749	4,437
Other Local Revenue	49,663	29,700	19,963	55,340	35,419	19,921
Total Revenue	\$ 14,528,694	\$ 18,912,056	\$ (4,383,362)	\$ 23,513,648	\$ 25,633,812	\$ (2,120,164)

Revenue

North Bay

Revenue

	Year-to-Date			Annual/Full Year		
	Actual	Budget	Fav/(Unf)	Forecast	Budget	Fav/(Unf)
State Aid-Rev Limit	\$ 1,402,856	\$ 1,536,490	\$ (133,634)	\$ 1,984,045	\$ 2,117,942	\$ (133,897)
Federal Revenue	43,560	62,341	(18,781)	92,911	67,888	25,023
Other State Revenue	154,220	223,029	(68,810)	205,541	312,527	(106,986)
Other Local Revenue	3,211	101	3,110	3,232	122	3,110
Total Revenue	\$ 1,603,847	\$ 1,821,961	\$ (218,115)	\$ 2,285,729	\$ 2,498,479	\$ (212,750)

Monterey Bay

	Year-to-Date			Annual/Full Year		
	Actual	Budget	Fav/(Unf)	Forecast	Budget	Fav/(Unf)
State Aid-Rev Limit	\$ 3,528,768	\$ 5,345,276	\$ (1,816,508)	\$ 5,658,116	\$ 7,030,076	\$ (1,371,960)
Federal Revenue	-	108,832	(108,832)	79,715	128,489	(48,774)
Other State Revenue	537,603	634,619	(97,016)	937,427	899,863	37,564
Other Local Revenue	14,627	8,572	6,055	16,341	10,286	6,055
Total Revenue	\$ 4,080,998	\$ 6,097,299	\$ (2,016,301)	\$ 6,691,599	\$ 8,068,713	\$ (1,377,115)

Central Coast

	Year-to-Date			Annual/Full Year		
	Actual	Budget	Fav/(Unf)	Forecast	Budget	Fav/(Unf)
State Aid-Rev Limit	\$ 809,934	\$ 1,326,959	\$ (517,025)	\$ 1,400,027	\$ 1,747,657	\$ (347,630)
Federal Revenue	-	30,742	(30,742)	19,419	35,568	(16,148)
Other State Revenue	128,891	153,696	(24,805)	319,789	218,135	101,653
Other Local Revenue	22,330	8,767	13,563	24,083	10,521	13,563
Total Revenue	\$ 961,155	\$ 1,520,164	\$ (559,009)	\$ 1,763,319	\$ 2,011,881	\$ (248,563)



Expenses

- **FY25 annual expenses forecasted at \$106M; +\$1.2M to prior month:**
 - **Benefits: +\$240K**, driven by Health and Retirement Benefits
 - **Supplies: +\$460K**, driven by Non-Capitalized Equipment based on trend
 - **Consulting Fees: +\$60K**, driven by Legal

TOTAL

Expenses

	Year-to-Date		
	Actual	Budget	Fav/(Unf)
Certificated Salaries	\$ 49,896,112	\$ 45,239,219	\$ (4,656,893)
Classified Salaries	2,295,488	864,348	(1,431,140)
Benefits	15,571,200	16,491,190	919,989
Books and Supplies	5,791,525	14,079,308	8,287,783
Subagreement Services	5,246,912	7,444,818	2,197,907
Operations	2,126,175	949,750	(1,176,425)
Facilities	790,225	791,833	1,609
Professional Services	4,065,598	11,328,748	7,263,151
Depreciation	48,511	56,500	7,989
Total Expenses	<u>\$85,831,746</u>	<u>\$97,245,715</u>	<u>\$11,413,969</u>

	Annual/Full Year		
	Forecast	Budget	Fav/(Unf)
Certificated Salaries	\$ 58,135,775	\$ 54,477,716	\$ (3,658,059)
Classified Salaries	2,665,301	1,244,661	(1,420,640)
Benefits	18,846,030	19,749,726	903,696
Books and Supplies	9,109,511	19,211,300	10,101,789
Subagreement Services	7,564,814	10,223,900	2,659,086
Operations	2,733,452	1,139,700	(1,593,752)
Facilities	952,339	950,200	(2,139)
Professional Services	5,804,976	13,832,733	8,027,757
Depreciation	49,234	67,800	18,566
Total Expenses	<u>\$ 105,861,430</u>	<u>\$ 120,897,736</u>	<u>\$15,036,306</u>



Expenses

SoCal

Expenses

	Year-to-Date			Annual/Full Year		
	Actual	Budget	Fav/(Unf)	Forecast	Budget	Fav/(Unf)
Certificated Salaries	\$ 29,107,163	\$ 26,736,378	\$ (2,370,785)	\$ 33,804,295	\$ 32,196,330	\$ (1,607,965)
Classified Salaries	1,340,396	510,830	(829,566)	1,551,138	735,595	(815,543)
Benefits	9,040,047	9,404,879	364,832	10,932,918	11,292,382	359,464
Books and Supplies	3,450,534	7,965,261	4,514,727	5,370,684	11,215,400	5,844,716
Subagreement Services	3,052,852	4,201,998	1,149,147	4,374,454	5,648,500	1,274,046
Operations	1,252,130	637,000	(615,130)	1,600,348	764,400	(835,948)
Facilities	480,139	622,333	142,194	573,097	746,800	173,703
Professional Services	2,607,692	6,784,258	4,176,566	3,374,301	8,340,629	4,966,329
Depreciation	1,805	2,000	195	2,528	2,400	(128)
Total Expenses	\$50,332,757	\$56,864,937	\$ 6,532,179	\$ 61,583,763	\$ 70,942,436	\$ 9,358,673

Central Valley

Expenses

	Year-to-Date			Annual/Full Year		
	Actual	Budget	Fav/(Unf)	Forecast	Budget	Fav/(Unf)
Certificated Salaries	\$ 5,164,775	\$ 4,388,204	\$ (776,571)	\$ 6,071,369	\$ 5,284,338	\$ (787,030)
Classified Salaries	236,534	83,842	(152,692)	277,204	120,732	(156,471)
Benefits	1,613,875	1,728,487	114,613	1,990,530	2,059,361	68,831
Books and Supplies	579,271	1,328,157	748,885	938,955	1,957,500	1,018,545
Subagreement Services	571,055	919,335	348,280	819,551	1,685,200	865,649
Operations	200,242	55,083	(145,158)	264,897	66,100	(198,797)
Facilities	61,880	32,000	(29,880)	79,140	38,400	(40,740)
Professional Services	395,393	1,194,629	799,236	671,577	1,454,632	783,055
Total Expenses	\$ 8,823,024	\$ 9,729,737	\$ 906,713	\$ 11,113,222	\$ 12,666,264	\$ 1,553,041



Expenses

NorCal

Expenses

	Year-to-Date			Annual/Full Year		
	Actual	Budget	Fav/(Unf)	Forecast	Budget	Fav/(Unf)
Certificated Salaries	\$ 10,647,407	\$ 9,454,997	\$ (1,192,410)	\$ 12,460,191	\$ 11,385,843	\$ (1,074,348)
Classified Salaries	489,022	180,649	(308,373)	570,360	260,134	(310,226)
Benefits	3,340,927	3,465,228	124,301	4,011,578	4,148,243	136,664
Books and Supplies	1,195,143	3,392,588	2,197,445	1,933,009	4,069,200	2,136,191
Subagreement Services	1,121,585	1,697,959	576,374	1,632,951	2,036,400	403,449
Operations	474,765	195,583	(279,182)	607,742	234,700	(373,042)
Facilities	184,998	110,250	(74,748)	220,496	132,300	(88,196)
Professional Services	734,934	2,194,488	1,459,554	1,183,856	2,647,071	1,463,215
Depreciation	46,705	54,500	7,795	46,705	65,400	18,695
Total Expenses	\$ 18,235,485	\$ 20,746,241	\$ 2,510,756	\$ 22,666,890	\$ 24,979,290	\$ 2,312,401

North Bay

Expenses

	Year-to-Date			Annual/Full Year		
	Actual	Budget	Fav/(Unf)	Forecast	Budget	Fav/(Unf)
Certificated Salaries	\$ 999,379	\$ 859,545	\$ (139,834)	\$ 1,164,168	\$ 1,035,077	\$ (129,091)
Classified Salaries	45,907	16,423	(29,484)	53,301	23,649	(29,653)
Benefits	311,295	351,772	40,477	381,101	417,947	36,846
Books and Supplies	109,959	354,975	245,017	179,252	499,000	319,748
Subagreement Services	92,330	117,318	24,988	140,596	164,900	24,304
Operations	39,504	12,167	(27,338)	52,056	14,600	(37,456)
Facilities	13,049	9,500	(3,549)	16,400	11,400	(5,000)
Professional Services	75,119	228,156	153,037	129,182	275,449	146,267
Total Expenses	\$ 1,686,542	\$ 1,949,856	\$ 263,313	\$ 2,116,056	\$ 2,442,021	\$ 325,965



Expenses

Monterey Bay

Expenses

	Year-to-Date			Annual/Full Year		
	Actual	Budget	Fav/(Unf)	Forecast	Budget	Fav/(Unf)
Certificated Salaries	\$ 3,152,666	\$ 3,031,028	\$ (121,638)	\$ 3,646,255	\$ 3,650,007	\$ 3,752
Classified Salaries	145,704	57,911	(87,793)	167,888	83,392	(84,496)
Benefits	994,831	1,225,849	231,018	1,203,944	1,457,582	253,638
Books and Supplies	362,418	844,468	482,050	582,054	1,211,000	628,946
Subagreement Services	342,947	423,527	80,580	494,386	571,900	77,514
Operations	123,141	37,500	(85,641)	162,476	45,000	(117,476)
Facilities	39,507	11,250	(28,257)	50,008	13,500	(36,508)
Professional Services	168,998	713,581	544,583	316,751	857,975	541,224
Total Expenses	\$ 5,330,212	\$ 6,345,114	\$ 1,014,902	\$ 6,623,763	\$ 7,890,356	\$ 1,266,594

Central Coast

Expenses

	Year-to-Date			Annual/Full Year		
	Actual	Budget	Fav/(Unf)	Forecast	Budget	Fav/(Unf)
Certificated Salaries	\$ 824,722	\$ 769,067	\$ (55,655)	\$ 989,496	\$ 926,121	\$ (63,375)
Classified Salaries	37,926	14,694	(23,232)	45,411	21,159	(24,252)
Benefits	270,226	314,975	44,749	325,958	374,211	48,252
Books and Supplies	94,201	193,860	99,659	105,556	259,200	153,644
Subagreement Services	66,143	84,682	18,539	102,875	117,000	14,125
Operations	36,393	12,417	(23,976)	45,932	14,900	(31,032)
Facilities	10,651	6,500	(4,151)	13,198	7,800	(5,398)
Professional Services	83,463	213,636	130,173	129,310	256,977	127,666
Total Expenses	\$ 1,423,725	\$ 1,609,831	\$ 186,106	\$ 1,757,736	\$ 1,977,368	\$ 219,632

Fund Balance




TOTAL	Year-to-Date			Annual/Full Year		
	Actual	Budget	Fav/(Unf)	Forecast	Budget	Fav/(Unf)
Total Surplus(Deficit)	\$ (3,869,544)	\$ (3,030,587)	\$ (838,957)	\$ 3,455,935	\$ 3,619,133	\$ (163,198)
Beginning Fund Balance	25,520,411	25,520,411		25,520,411	25,520,411	
Ending Fund Balance	<u>\$ 21,650,865</u>	<u>\$ 22,489,823</u>		<u>\$ 28,976,346</u>	<u>\$ 29,139,545</u>	
	20.5%	18.6%		27.4%	24.1%	

SoCal	Year-to-Date			Annual/Full Year		
	Actual	Budget	Fav/(Unf)	Forecast	Budget	Fav/(Unf)
Total Surplus(Deficit)	\$ 1,925,889	\$ (626,358)	\$ 2,552,247	\$ 1,043,569	\$ 2,317,706	\$ (1,274,137)
Beginning Fund Balance	16,849,381	16,849,381		16,849,381	16,849,381	
Ending Fund Balance	<u>\$ 18,775,268</u>	<u>\$ 16,223,023</u>		<u>\$ 17,892,950</u>	<u>\$ 19,167,087</u>	
<i>As a % of Annual Expenses</i>	30.5%	22.9%		29.1%	27.0%	

Central Valley	Year-to-Date			Annual/Full Year		
	Actual	Budget	Fav/(Unf)	Forecast	Budget	Fav/(Unf)
Total Surplus(Deficit)	\$ (294,162)	\$ (104,668)	\$ (189,494)	\$ 1,322,518	\$ 377,578	\$ 944,940
Beginning Fund Balance	3,794,634	3,794,634		3,794,634	3,794,634	
Ending Fund Balance	<u>\$ 3,500,471</u>	<u>\$ 3,689,966</u>		<u>\$ 5,117,152</u>	<u>\$ 4,172,211</u>	
<i>As a % of Annual Expenses</i>	31.5%	29.1%		46.0%	32.9%	

NorCal	Year-to-Date			Annual/Full Year		
	Actual	Budget	Fav/(Unf)	Forecast	Budget	Fav/(Unf)
Total Surplus(Deficit)	\$ (3,706,791)	\$ (1,834,185)	\$ (1,872,606)	\$ 846,758	\$ 654,521	\$ 192,236
Beginning Fund Balance	3,401,695	3,401,695		3,401,695	3,401,695	
Ending Fund Balance	<u>\$ (305,096)</u>	<u>\$ 1,567,510</u>		<u>\$ 4,248,453</u>	<u>\$ 4,056,217</u>	
<i>As a % of Annual Expenses</i>	-1.3%	6.3%		18.7%	16.2%	



Fund Balance



North Bay

Total Surplus(Deficit)

Beginning Fund Balance

Ending Fund Balance

As a % of Annual Expenses

Year-to-Date		
Actual	Budget	Fav/(Unf)
\$ (82,696)	\$ (127,894)	\$ 45,199
<u>899,253</u>	<u>899,253</u>	
<u>\$ 816,557</u>	<u>\$ 771,358</u>	
38.6%	31.6%	

Annual/Full Year		
Forecast	Budget	Fav/(Unf)
\$ 169,672	\$ 56,457	\$ 113,215
<u>899,253</u>	<u>899,253</u>	
<u>\$ 1,068,926</u>	<u>\$ 955,711</u>	
50.5%	39.1%	

Monterey Bay

Total Surplus(Deficit)

Beginning Fund Balance

Ending Fund Balance

As a % of Annual Expenses

Year-to-Date		
Actual	Budget	Fav/(Unf)
\$ (1,249,214)	\$ (247,815)	\$ (1,001,399)
<u>318,847</u>	<u>318,847</u>	
<u>\$ (930,367)</u>	<u>\$ 71,032</u>	
-14.0%	0.9%	

Annual/Full Year		
Forecast	Budget	Fav/(Unf)
\$ 67,836	\$ 178,357	\$ (110,521)
<u>318,847</u>	<u>318,847</u>	
<u>\$ 386,683</u>	<u>\$ 497,204</u>	
5.8%	6.3%	

Central Coast

Total Surplus(Deficit)

Beginning Fund Balance

Ending Fund Balance

As a % of Annual Expenses

Year-to-Date		
Actual	Budget	Fav/(Unf)
\$ (462,570)	\$ (89,666)	\$ (372,904)
<u>256,601</u>	<u>256,601</u>	
<u>\$ (205,967)</u>	<u>\$ 166,934</u>	
-11.7%	8.4%	

Annual/Full Year		
Forecast	Budget	Fav/(Unf)
\$ 5,582	\$ 34,514	\$ (28,931)
<u>256,601</u>	<u>256,601</u>	
<u>\$ 262,184</u>	<u>\$ 291,114</u>	
14.9%	14.7%	

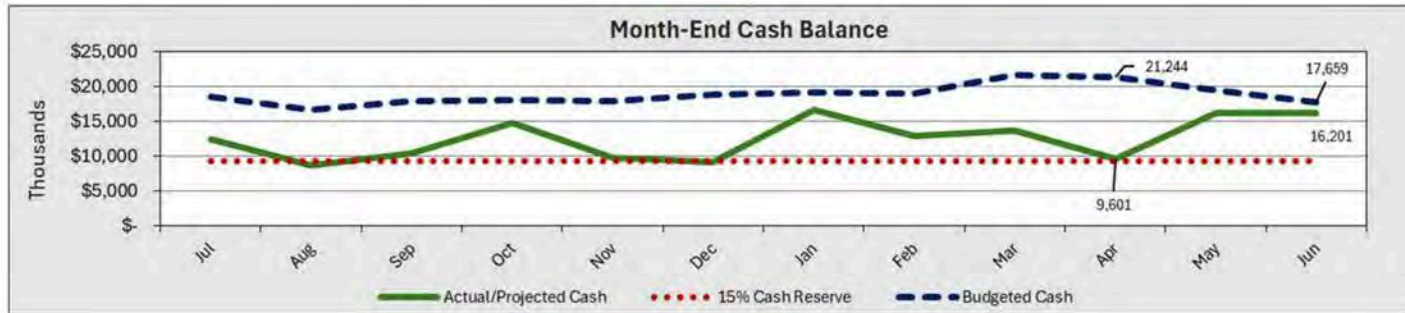


Cash Balance

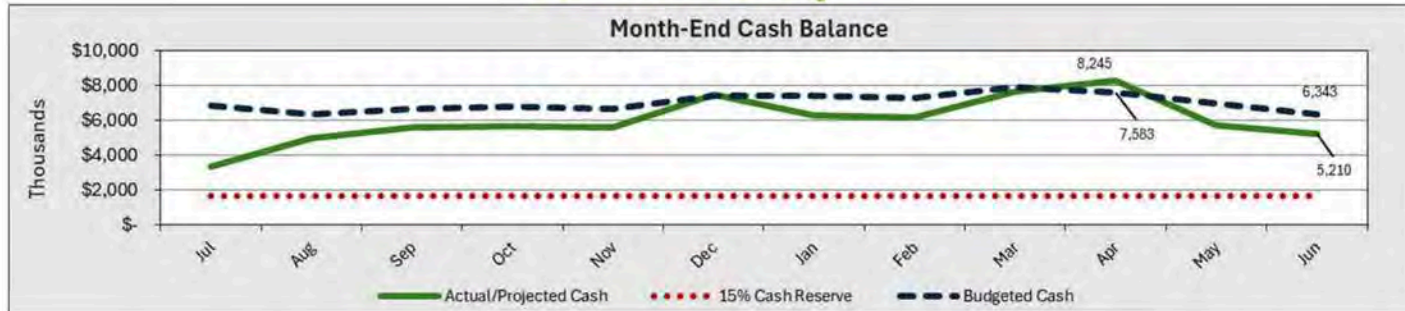


- Cash as of 4/30 totaled **\$37.9M**; **\$25.8M** currently projected for year-end

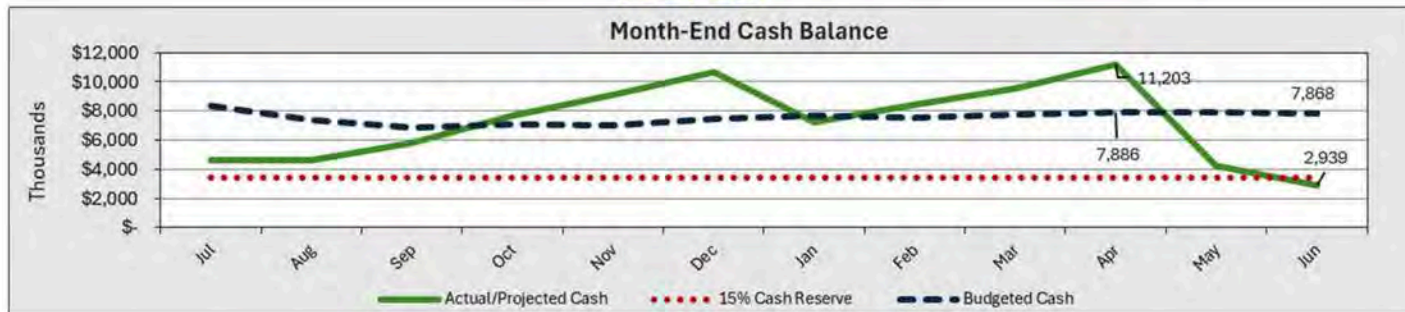
SoCal



Central Valley



NorCal

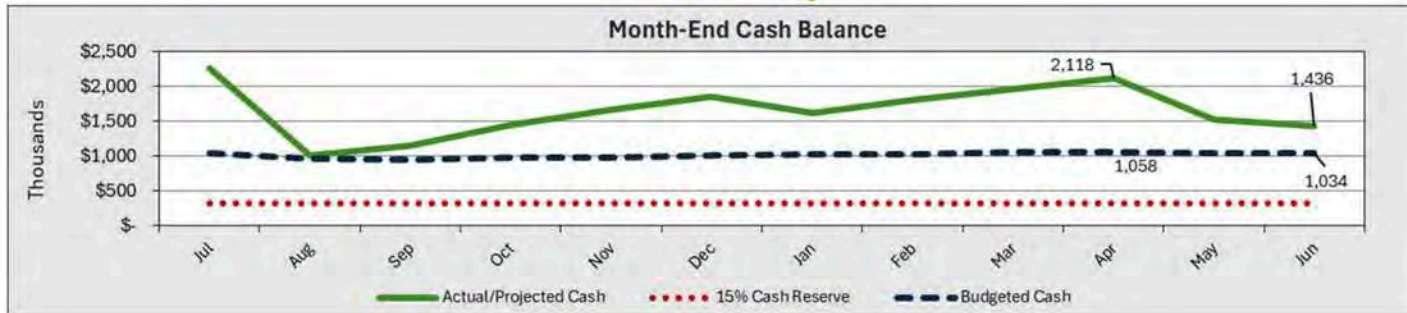


Cash Balance

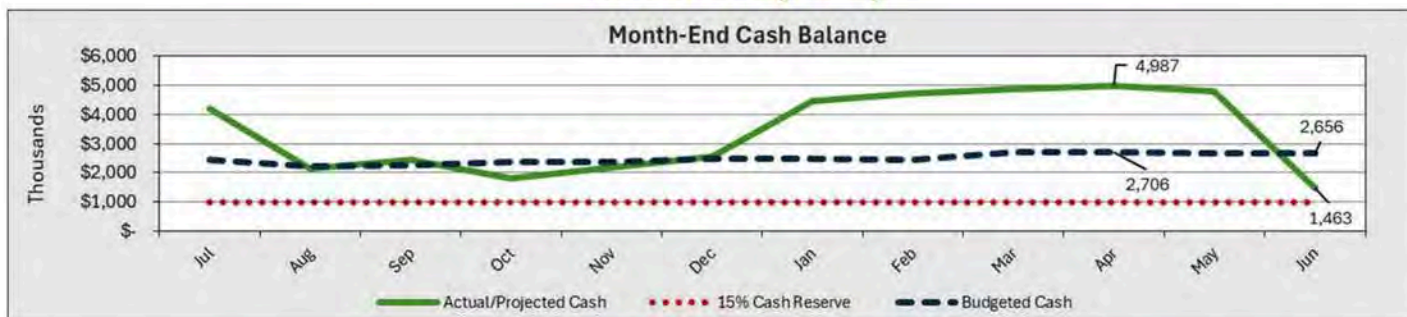


- Cash as of 4/30 totaled **\$37.9M**; **\$25.8M** currently projected for year-end

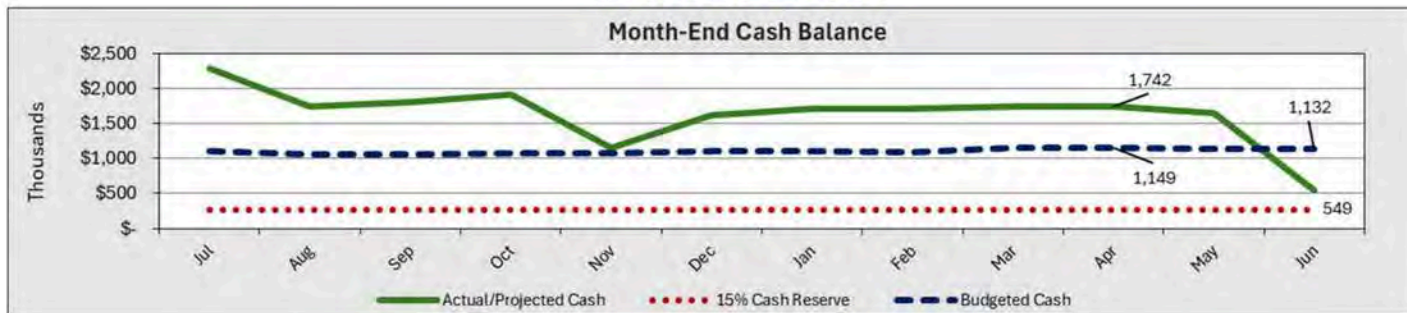
North Bay



Monterey Bay



Central Coast



Appendix

- Monthly Cash Flow / Forecast 24/25
- Budget vs. Actual
- Statement of Financial Position
- Statement of Cash Flows
- AP Aging
- Monthly Check Register



CalOps Southern California

Monthly Cash Flow/Forecast FY24-25

Revised 6/3/25

ADA = 4,018.34

	Jul-24	Aug-24	Sep-24	Oct-24	Nov-24	Dec-24	Jan-25	Feb-25	Mar-25	Apr-25	May-25	Jun-25	Year-End Accruals	Annual Forecast	Original Budget Total	Favorable / (Unfav.)
Subagreement Services																
5102 Special Education	3,453	32,319	55,433	84,086	278,295	369,405	478,639	705,790	429,897	632,136	659,422	659,422	-	4,388,296	4,506,100	117,804
5103 Substitute Teacher	-	-	-	-	-	-	-	-	1,061	-	1,177	1,177	-	3,414	122,200	118,786
5105 Security	-	-	632	-	-	-	-	199	198	199	203	203	-	1,633	-	(1,633)
5106 Other Educational Consultants	23,640	(23,640)	-	-	(18,889)	-	-	-	-	-	-	-	-	(18,889)	692,500	711,389
5107 Instructional Services	-	-	-	-	-	-	-	-	-	-	-	-	-	-	327,700	327,700
	27,093	8,679	56,065	84,086	259,405	369,405	478,639	705,989	431,156	632,335	660,801	660,801	-	4,374,454	5,648,500	1,274,046
Operations and Housekeeping																
5201 Auto and Travel	1,819	69,136	322,742	13,680	2,869	1,144	426	5,302	9,678	12,278	17,855	17,855	-	474,783	281,700	(193,083)
5300 Dues & Memberships	-	169,023	872	1,043	53,193	27,047	26,486	55,351	46,414	58,553	35,019	35,019	-	508,020	129,800	(378,220)
5400 Insurance	11,958	21,803	9,675	-	48,451	10,385	10,385	10,033	27,258	10,033	8,305	8,305	-	176,591	123,600	(52,991)
5501 Utilities	217	226	226	1,061	901	638	226	2,770	(420)	1,071	231	231	-	7,377	25,800	18,423
5502 Janitorial Services	1,477	2,031	2,534	1,433	1,296	1,556	1,301	1,296	1,296	583	1,257	1,257	-	17,318	20,000	2,682
5516 Miscellaneous Expense	-	-	-	-	666	245	-	-	-	-	148	148	-	1,207	-	(1,207)
5900 Communications	3,698	4,979	13,064	4,646	3,967	19,905	3,683	5,206	14,416	86,684	6,987	6,987	204,105	378,327	35,200	(343,127)
5901 Postage and Shipping	1,327	5,434	462	2,309	1,198	78	1,941	1,021	144	18,303	2,255	2,255	-	36,726	148,300	111,574
	20,495	272,632	349,576	24,172	112,541	60,998	44,447	80,978	98,786	187,505	72,057	72,057	204,105	1,600,348	764,400	(835,948)
Facilities, Repairs and Other Leases																
5601 Rent	27,763	28,641	28,175	28,175	(5,133)	21,468	20,881	20,881	20,881	20,881	20,029	20,029	-	252,671	411,700	159,029
5602 Additional Rent	2,736	17,880	3,022	2,945	11,029	11,189	4,561	18,774	8,809	4,736	16,851	16,851	-	119,384	145,300	25,916
5603 Equipment Leases	1,892	2,277	1,051	1,051	1,051	-	2,507	1,051	-	3,180	1,434	1,434	-	16,925	17,000	75
5604 Other Leases	5,107	(5,107)	81,396	200	12,852	352	5,125	5,400	14,711	31,904	6,254	6,254	-	164,448	161,400	(3,048)
5610 Repairs and Maintenance	295	738	1,538	2,095	-	6,990	3,038	-	1,154	-	1,911	1,911	-	19,670	11,400	(8,270)
	37,793	44,429	115,181	34,465	19,799	39,999	36,112	46,105	45,555	60,701	46,479	46,479	-	573,097	746,800	173,703
Professional/Consulting Services																
5801 IT	220,438	3,080	-	42,109	20,846	3,080	33,443	57,181	3,080	42,221	41,885	41,885	-	509,248	2,357,600	1,848,352
5802 Audit & Taxes	-	-	-	-	18,038	13,701	-	-	17,972	1,197	-	-	-	50,908	177,600	126,692
5803 Legal	-	8,416	8,454	12,705	(236,641)	13,646	9,114	200	22,300	32,140	10,783	10,783	-	(108,100)	238,800	346,900
5804 Professional Development	5,124	13,416	31,037	10,565	5,147	17,180	16,985	7,199	3,013	5,723	7,632	7,632	-	130,651	825,200	694,549
5805 General Consulting	12,272	12,715	10,699	20,661	16,151	36,720	5,072	(19,244)	24,266	23,412	8,570	8,570	-	159,866	1,320,500	1,160,634
5806 Special Activities/Field Trips	136	19,821	-	8,973	(970)	(160)	33	(32)	15,456	12,956	106,553	106,553	-	269,318	216,179	(53,139)
5807 Bank Charges	-	7	74	113	399	-	278	-	93	243	167	167	-	1,542	4,200	2,658
5808 Printing	15	-	-	10	-	332	-	-	-	-	2	2	-	362	1,800	1,438
5809 Other taxes and fees	563	27,096	2,404	2,523	2,329	2,394	2,553	9,829	16	1,371	2,525	2,525	-	56,128	76,100	19,972
5810 Payroll Service Fee	769,220	(769,220)	6,222	-	-	-	-	182,515	(206,639)	-	330	330	-	(17,241)	-	17,241
5811 Management Fee	122,648	122,440	122,100	122,100	122,100	122,100	104,684	101,136	101,136	70,105	104,379	104,379	(66,760)	1,252,547	1,465,203	212,656
5812 District Oversight Fee	-	-	-	-	21,221	-	-	214,018	182,515	41,187	14,478	14,476	(63,873)	424,022	627,748	203,726
5814 SPED Encroachment	3,060	3,060	5,508	-	5,508	5,508	5,508	-	-	-	5,891	5,891	108,987	148,921	-	(148,921)
5815 Public Relations/Recruitment	-	20,799	133,851	60,516	4,850	5,267	5,478	28,633	5,109	49,763	29,003	29,003	123,857	496,129	1,029,700	533,571
	1,133,476	(538,370)	320,348	280,275	(21,022)	219,767	183,148	581,435	168,317	280,318	332,201	332,198	102,210	3,374,301	8,340,629	4,966,329
Depreciation																
6900 Depreciation Expense	181	181	181	181	181	181	181	181	180	180	361	361	-	2,528	2,400	(128)
	181	181	181	181	181	181	181	181	180	180	361	361	-	2,528	2,400	(128)
Interest																
	-	-	-	-	-	-	-	-	-	-	-	-	-	-	-	-
Total Expenses	5,706,728	3,750,421	10,280,142	4,130,319	3,909,873	4,246,139	4,004,899	4,765,940	4,546,108	4,992,187	4,855,930	6,088,760	306,315	61,583,763	70,942,436	9,358,673
Monthly Surplus (Deficit)	(4,612,781)	101,286	(2,523,756)	4,855,517	(1,521,383)	1,999,756	2,029,985	(570,291)	3,827,836	(1,660,281)	(3,188,171)	(4,024,382)	6,330,233	1,043,568	2,317,706	(1,274,137)



CalOps Southern California

Monthly Cash Flow/Forecast FY24-25

Revised 6/3/25

ADA = 4,018.34

Cash Flow Adjustments

Monthly Surplus (Deficit)

Cash flows from operating activities

Depreciation/Amortization

Public Funding Receivables

Grants and Contributions Rec.

Due To/From Related Parties

Prepaid Expenses

Other Assets

Accounts Payable

Accrued Expenses

Other Liabilities

Deferred Revenue

Cash flows from investing activities

Purchases of Prop. And Equip.

Notes Receivable

Cash flows from financing activities

Proceeds from Factoring

Payments on Factoring

Proceeds(Payments) on Debt

Total Change in Cash

Cash, Beginning of Month

Cash, End of Month

	Jul-24	Aug-24	Sep-24	Oct-24	Nov-24	Dec-24	Jan-25	Feb-25	Mar-25	Apr-25	May-25	Jun-25	Year-End Accruals	Annual Forecast
Monthly Surplus (Deficit)	(4,612,781)	101,286	(2,523,756)	4,855,517	(1,521,383)	1,999,756	2,029,985	(570,291)	3,827,836	(1,660,281)	(3,188,171)	(4,024,382)	6,330,233	1,043,569
Cash flows from operating activities														
Depreciation/Amortization	181	181	181	181	181	181	181	181	180	180	361	361	-	2,528
Public Funding Receivables	3,330,411	2,491,572	1,182,629	1,315	-	-	-	-	-	477,045	-	-	(6,636,548)	846,424
Grants and Contributions Rec.	1,311	83,310	100	(100)	(100)	-	-	-	(503)	474	-	-	-	84,492
Due To/From Related Parties	(3,708,953)	380,989	(6,955,733)	2,383,229	(2,612,615)	(2,758,790)	5,806,790	(2,913,789)	(3,425,081)	(3,407,375)	9,673,187	4,000,000	-	(3,038,141)
Prepaid Expenses	827,540	45,979	-	(30,021)	223,006	(15,010)	(3,084)	(6,925)	(88,966)	(88,350)	-	-	-	964,169
Other Assets	-	-	-	-	-	-	(1,000)	-	-	-	-	-	-	(1,000)
Accounts Payable	(2,526,278)	2,782,603	74,037	(2,776,264)	-	113,205	(113,205)	82,206	(12,675)	(70,207)	-	-	306,315	(2,140,263)
Accrued Expenses	(7,662,020)	(9,649,398)	9,857,030	(228,382)	(1,145,358)	(16,543)	(234,656)	(105,343)	406,992	588,148	-	-	-	(8,189,530)
Other Liabilities	-	-	-	-	-	-	-	-	-	-	-	-	-	-
Deferred Revenue	38,414	40,511	69,145	69,145	69,145	69,145	69,145	(216,784)	69,123	69,123	69,123	69,123	(2,750,000)	(2,265,642)
Cash flows from investing activities														
Purchases of Prop. And Equip.	-	-	-	(5,900)	-	5,900	-	-	-	-	-	-	-	-
Notes Receivable	-	-	-	-	-	-	-	-	-	-	-	-	-	-
Cash flows from financing activities														
Proceeds from Factoring	-	-	-	-	-	-	-	-	-	-	-	-	-	-
Payments on Factoring	-	-	-	-	-	-	-	-	-	-	-	-	-	-
Proceeds(Payments) on Debt	-	-	-	-	-	-	-	-	-	-	-	-	-	-
Total Change in Cash	(13,812,175)	(3,722,967)	1,703,633	4,268,721	(4,987,124)	(602,156)	7,554,156	(3,730,745)	776,906	(4,091,243)	6,554,500	45,102		
Cash, Beginning of Month	26,244,277	12,432,102	8,709,135	10,412,768	14,681,488	9,694,364	9,092,208	16,646,364	12,915,619	13,692,525	9,601,282	16,155,781		
Cash, End of Month	12,432,102	8,709,135	10,412,768	14,681,488	9,694,364	9,092,208	16,646,364	12,915,619	13,692,525	9,601,282	16,155,781	16,200,884		

Original Budget Total	Favorable / (Unfav.)
Cert.	Instr.
76.5%	85.7%
22,876,496	3,563,502

Pupil:Teacher Ratio
17.79

CalOps Central Valley

Monthly Cash Flow/Forecast FY24-25

Revised 6/3/25

ADA = 784.20



		Jul-24	Aug-24	Sep-24	Oct-24	Nov-24	Dec-24	Jan-25	Feb-25	Mar-25	Apr-25	May-25	Jun-25	Year-End Accruals	Annual Forecast	Original Budget Total	Favorable / (Unfav.)
Revenues																	
State Aid - Revenue Limit																	
8011	LCFF State Aid	-	442,068	442,068	795,722	795,722	795,722	795,722	795,722	606,012	606,012	606,011	606,011	1,951,503	9,238,295	7,799,332	1,438,963
8012	Education Protection Account	-	-	-	406,815	-	-	-	406,815	-	321,625	620,189	-	(493,422)	1,262,022	3,002,510	(1,740,488)
8019	State Aid - Prior Year	-	(7,190)	-	-	-	-	-	-	-	(2,733)	(2,860)	(2,860)	(2,860)	(18,503)	-	(18,503)
8096	In Lieu of Property Taxes	-	-	-	126,787	-	78,022	39,011	-	116,146	-	31,072	31,072	55,130	477,241	487,783	(10,542)
		-	434,878	442,068	1,329,324	795,722	873,744	834,733	1,202,537	722,158	924,904	1,254,412	634,223	1,510,351	10,959,055	11,289,624	(330,569)
Federal Revenue																	
8181	Special Education - Entitlement	-	-	-	-	-	-	-	-	-	-	-	-	\$117,739	117,739	105,249	12,489
8290	Title I, Part A - Basic Low Income	-	-	-	-	-	56,653	-	1,740	-	64,605	-	-	110,575	233,573	143,239	90,334
8291	Title II, Part A - Teacher Quality	-	-	-	-	7,582	-	-	153	-	-	-	-	23,203	30,938	22,752	8,186
8294	Title IV	-	-	-	-	2,717	-	-	2	-	299	-	-	7,859	10,877	11,187	(310)
8299	Prior Year Federal Revenue	-	-	-	-	-	-	-	60,221	-	-	-	-	-	60,221	-	60,221
		-	-	-	-	10,299	56,653	-	62,116	-	64,904	-	-	259,376	453,347	282,427	170,920
Other State Revenue																	
8311	State Special Education	34,673	34,673	62,412	-	62,412	62,412	124,824	-	124,706	62,294	46,733	46,733	35,238	697,109	725,808	(28,699)
8550	Mandated Cost	-	-	-	-	-	28,124	-	-	-	-	-	-	-	28,124	28,252	(128)
8560	State Lottery	-	-	-	-	-	50,056	-	-	-	63,684	53,522	-	46,825	214,067	201,593	12,493
8598	Prior Year Revenue	-	-	0	-	-	6,543	1,653	-	-	3,733	-	-	-	11,929	-	11,929
8599	Other State Revenue	-	3,328	3,328	5,990	5,990	5,990	5,990	5,990	8,724	4,362	4,362	10,742	64,793	516,137	(451,343)	
		34,673	38,001	65,740	5,990	68,402	153,125	132,466	5,990	124,706	138,435	104,616	51,095	92,805	1,016,042	1,471,790	(455,748)
Other Local Revenue																	
8660	Interest Revenue	26	28	63	51	2,328	90	98	2,363	106	118	-	-	-	5,272	-	5,272
8690	Other Local Revenue	-	-	-	-	-	2,025	-	-	-	-	-	-	-	2,025	-	2,025
		26	28	63	51	2,328	2,115	98	2,363	106	118	-	-	-	7,296	-	7,296
Total Revenue																	
		34,699	472,907	507,871	1,335,365	876,751	1,085,636	967,297	1,273,005	846,970	1,128,361	1,359,028	685,318	1,862,532	12,435,740	13,043,841	(608,101)
Expenses																	
Certificated Salaries																	
1100	Teachers' Salaries	323,387	338,108	316,679	312,163	314,507	316,064	346,406	344,768	346,277	346,524	346,524	346,524	-	3,997,992	3,424,653	(573,338)
1175	Teachers' Extra Duty/Stipends	15,105	13,827	741,300	13,475	14,255	15,294	18,549	19,841	21,019	21,509	21,509	21,509	-	937,192	1,017,134	79,942
1200	Pupil Support Salaries	41,368	45,680	128,432	44,561	42,000	42,353	48,424	43,794	45,513	46,559	46,559	46,559	-	621,802	369,894	(251,909)
1300	Administrators' Salaries	31,106	36,957	104,426	31,832	36,731	36,862	40,411	40,448	39,493	38,705	38,705	38,705	-	514,382	472,657	(41,725)
		410,966	434,572	1,290,838	402,030	407,494	410,574	453,851	448,852	452,302	453,297	453,297	453,297	-	6,071,369	5,284,338	(787,030)
Classified Salaries																	
2100	Instructional Salaries	-	-	-	-	-	-	-	-	-	-	-	-	-	-	25,301	25,301
2200	Support Salaries	1,198	1,198	4,066	1,198	1,198	1,198	1,318	1,318	1,318	1,318	1,318	1,318	-	17,964	-	(17,964)
2300	Classified Administrators' Salaries	13,394	13,394	44,895	13,309	8,325	8,293	9,123	9,125	7,880	8,464	8,464	8,464	-	153,130	72,893	(80,236)
2400	Clerical and Office Staff Salaries	5,318	5,900	17,145	6,854	6,371	6,328	7,125	9,036	10,372	10,553	10,553	10,553	-	106,110	22,538	(83,572)
		19,910	20,492	66,106	21,362	15,895	15,819	17,566	19,479	19,570	20,335	20,335	20,335	-	277,204	120,732	(156,471)
Benefits																	
3101	STRS	71,715	73,990	105,914	70,074	70,650	70,868	78,145	77,932	78,823	78,063	78,063	78,063	-	932,300	1,009,309	77,009
3301	OASDI	2,678	2,873	9,350	2,628	2,327	2,548	3,271	3,255	2,663	3,183	3,183	3,183	-	41,142	5,198	(35,944)
3311	Medicare	6,042	11,800	19,462	5,922	5,918	5,961	6,593	6,545	6,595	6,615	6,990	6,990	-	95,432	77,791	(17,641)
3401	Health and Welfare	(2,889)	94,655	31,622	61,233	30,647	62,220	41,935	48,730	58,969	72,817	72,817	72,817	-	645,573	611,207	(34,366)
3501	State Unemployment	161	377	323	52	73	5,180	3,875	396	314	172	5,134	5,134	-	21,191	237,853	216,663
3601	Workers' Compensation	7,838	(402)	-	5,465	-	-	6,111	9,630	-	4,835	6,749	6,749	-	46,975	75,109	28,134
3901	Other Benefits	13,138	26,298	35,043	13,723	13,353	13,422	15,352	16,099	15,314	15,392	15,392	15,392	-	207,917	42,895	(165,023)
		98,683	209,591	201,713	159,097	122,968	160,198	155,281	162,588	162,678	181,077	188,328	188,328	-	1,990,530	2,059,361	68,831
Books and Supplies																	
4100	Textbooks and Core Materials	3,988	35,594	11,799	18,525	1,159	13,824	160	5,277	6,352	1,349	934	934	-	99,894	85,000	(14,894)
4200	Books and Reference Materials	-	-	-	-	-	-	-	-	-	-	426	426	-	852	617,400	616,548
4302	School Supplies	31,520	370	233	4,417	212	(62)	206	18	2,771	1,426	37,521	37,521	-	116,154	9,600	(106,554)
4305	Software	112,773	28,137	9,144	19,214	5,499	4,582	259	(1,230)	52,875	1,650	25,814	25,814	-	284,533	734,400	449,867
4310	Office Expense	183	889	12,651	5,479	3,370	1,494	1,014	6,084	3,353	5,325	(113)	(113)	-	39,616	19,200	(20,416)
4311	Business Meals	-	3,335	82	9	412	4	(5)	318	121	377	807	807	-	4,267	5,800	1,533
4400	Noncapitalized Equipment	436	2,306	369	(51)	39,431	4,528	672	6,459	35,719	74,865	-	228,905	-	393,640	486,100	92,460
		148,901	68,632	34,278	47,594	50,082	24,371	2,307	16,925	101,191	84,992	65,389	294,294	-	938,955	1,957,500	1,018,545

CalOps Central Valley

Monthly Cash Flow/Forecast FY24-25

Revised 6/3/25

ADA = 784.20



		Jul-24	Aug-24	Sep-24	Oct-24	Nov-24	Dec-24	Jan-25	Feb-25	Mar-25	Apr-25	May-25	Jun-25	Year-End Accruals	Annual Forecast	Original Budget Total	Favorable / (Unfav.)
Subagreement Services																	
5102	Special Education	-	642	5,388	6,889	27,642	57,731	90,334	130,205	88,063	166,842	122,438	122,438	-	818,611	847,400	28,789
5103	Substitute Teacher	-	-	-	-	-	-	-	-	205	-	218	218	-	642	20,300	19,658
5105	Security	-	-	107	-	-	-	-	38	38	39	38	38	-	298	-	(298)
5106	Other Educational Consultants	3,920	(3,920)	-	-	(3,109)	-	-	-	-	-	1,554	1,554	-	-	793,200	793,200
5107	Instructional Services	-	-	-	-	-	-	-	-	-	-	-	-	-	-	24,300	24,300
		3,920	(3,278)	5,495	6,889	24,534	57,731	90,334	130,243	88,306	166,881	124,248	124,248	-	819,551	1,685,200	865,649
Operations and Housekeeping																	
5201	Auto and Travel	86	11,068	52,930	2,295	2,023	44	-	1,229	1,444	1,998	3,315	3,315	-	79,748	500	(79,248)
5300	Dues & Memberships	-	27,368	1,589	177	8,755	4,389	4,918	10,169	8,957	6,116	6,502	6,502	-	85,441	19,500	(65,941)
5400	Insurance	537	3,687	1,640	-	8,212	1,760	1,760	1,936	5,261	1,936	1,542	1,542	-	29,812	14,900	(14,912)
5501	Utilities	-	-	-	-	26	-	-	-	24	163	43	43	-	299	600	301
5502	Janitorial Services	-	255	(11)	-	-	-	-	-	-	(215)	233	233	-	496	1,200	704
5516	Miscellaneous Expense	-	-	-	-	34	4	-	-	-	-	27	27	-	93	-	(93)
5900	Communications	627	535	578	477	354	3,033	534	939	2,336	14,498	1,297	1,297	37,897	64,402	2,400	(62,002)
5901	Postage and Shipping	1	394	-	62	4	-	-	2	27	3,279	419	419	-	4,606	27,000	22,394
		1,250	43,306	56,726	3,011	19,408	9,230	7,212	14,275	18,049	27,775	13,379	13,379	37,897	264,897	66,100	(198,797)
Facilities, Repairs and Other Leases																	
5601	Rent	-	-	-	-	17,566	3,533	3,916	3,916	3,916	3,916	3,719	3,719	-	44,202	8,200	(36,002)
5602	Additional Rent	-	134	-	-	1,791	1,944	847	3,593	1,624	873	3,129	3,129	-	17,064	11,200	(5,864)
5603	Equipment Leases	-	-	-	-	-	-	-	-	-	-	266	266	-	532	2,500	1,968
5604	Other Leases	-	-	13,395	-	646	(71)	-	-	215	-	1,161	1,161	-	16,507	16,100	(407)
5610	Repairs and Maintenance	-	125	-	-	-	-	-	-	-	-	355	355	-	835	400	(435)
		-	259	13,395	-	20,003	5,406	4,763	7,510	5,755	4,789	8,630	8,630	-	79,140	38,400	(40,740)
Professional/Consulting Services																	
5801	IT	36,456	-	-	6,615	3,011	-	5,422	10,441	-	7,553	7,777	7,777	-	85,052	552,900	467,848
5802	Audit & Taxes	-	-	-	-	3,057	2,322	-	-	3,469	231	-	-	-	9,079	62,400	53,321
5803	Legal	-	1,427	1,380	1,668	1,137	1,079	835	39	3,005	2,449	2,002	2,002	-	17,021	7,800	(9,221)
5804	Professional Development	868	1,595	4,846	1,791	872	2,912	3,261	1,332	582	1,105	1,417	1,417	-	21,998	110,300	88,302
5805	General Consulting	2,080	2,155	1,813	3,366	2,738	6,224	868	(3,044)	4,683	4,518	1,591	1,591	-	28,584	174,020	145,436
5806	Special Activities/Field Trips	22	185	350	6,439	87	(40)	6	386	3,658	2,346	18,284	18,284	-	50,005	28,039	(21,966)
5807	Bank Charges	-	-	-	-	-	-	-	-	-	-	31	31	-	62	1,100	1,038
5808	Printing	-	-	-	2	-	55	-	-	-	-	0	0	-	57	300	243
5809	Other taxes and fees	-	29	398	420	379	387	426	1,331	1	20	469	469	-	4,328	8,100	3,772
5810	Payroll Service Fee	-	-	1,046	-	-	-	-	1,158	(6,364)	-	61	61	-	(4,037)	-	4,037
5811	Management Fee	20,338	20,753	21,739	21,739	21,739	21,739	17,743	19,517	19,517	14,170	20,726	20,726	8,269	248,715	260,877	12,162
5812	District Oversight Fee	-	-	-	-	-	-	-	(1,158)	1,158	-	12,544	6,342	90,704	109,591	112,896	3,306
5814	SPED Encroachment	501	501	901	-	901	901	901	-	-	-	1,402	1,402	17,035	24,445	-	(24,445)
5815	Public Relations/Recruitment	-	3,525	9,937	11,157	822	893	953	5,033	986	9,603	5,385	5,385	22,997	76,676	135,900	59,224
		60,265	30,169	42,410	53,196	34,742	36,471	30,415	35,033	30,695	41,995	71,690	65,489	139,005	671,577	1,454,632	783,055
Depreciation																	
		-	-	-	-	-	-	-	-	-	-	-	-	-	-	-	-
Interest																	
		-	-	-	-	-	-	-	-	-	-	-	-	-	-	-	-
Total Expenses		743,895	803,743	1,710,961	693,178	695,126	719,801	761,729	834,904	878,546	981,141	945,297	1,168,000	176,902	11,113,222	12,666,264	1,553,041
Monthly Surplus (Deficit)		(709,197)	(330,836)	(1,203,090)	642,187	181,625	365,835	205,568	438,101	(31,576)	147,220	413,732	(482,682)	1,685,630	1,322,518	377,578	944,940



CalOps Central Valley

Monthly Cash Flow/Forecast FY24-25

Revised 6/3/25

ADA = 784.20

Cash Flow Adjustments

	Jul-24	Aug-24	Sep-24	Oct-24	Nov-24	Dec-24	Jan-25	Feb-25	Mar-25	Apr-25	May-25	Jun-25	Year-End Accruals	Annual Forecast	Original Budget Total	Favorable / (Unfav.)
Monthly Surplus (Deficit)	(709,197)	(330,836)	(1,203,090)	642,187	181,625	365,835	205,568	438,101	(31,576)	147,220	413,732	(482,682)	1,685,630	1,322,518		
Cash flows from operating activities																
Depreciation/Amortization	-	-	-	-	-	-	-	-	-	-	-	-	-	-	-	-
Public Funding Receivables	40,923	2,484,946	114,566	55,662	(826,507)	816,030	-	(1,224,943)	637,062	(404,463)	-	-	(1,862,532)	(169,256)	3,850,497	(113,880)
Grants and Contributions Rec.	-	-	-	-	-	-	-	-	(97)	91	-	-	-	(6)		
Due To/From Related Parties	777,812	854,278	1,693,550	(499,333)	694,101	664,810	(1,435,739)	746,264	869,374	882,382	(2,989,927)	-	-	2,257,572		
Prepaid Expenses	113,115	15,902	-	(5,089)	39,167	(2,544)	(595)	(1,297)	(17,169)	(17,050)	-	-	-	124,440		
Other Assets	-	-	-	-	-	-	-	-	-	-	-	-	-	-		
Accounts Payable	(150,964)	109,937	9,589	(105,903)	-	21,246	(21,246)	5	15,706	(15,711)	-	-	176,902	39,561		
Accrued Expenses	(400)	(1,562,640)	-	-	(152,803)	-	-	-	-	-	-	-	-	(1,715,843)		
Other Liabilities	-	-	-	-	-	-	-	-	-	-	-	-	-	-		
Deferred Revenue	-	29,703	7,932	12,236	12,236	12,235	12,236	(47,985)	2,815	24,476	12,237	12,237	-	90,358		
Cash flows from investing activities																
Purchases of Prop. And Equip.	-	-	-	-	-	-	-	-	-	-	-	-	-	-		
Notes Receivable	-	-	-	-	-	-	-	-	-	-	-	-	-	-		
Cash flows from financing activities																
Proceeds from Factoring	-	-	-	-	-	-	-	-	-	-	-	-	-	-		
Payments on Factoring	-	-	-	-	-	-	-	-	-	-	-	-	-	-		
Proceeds(Payments) on Debt	-	-	-	-	-	-	-	-	-	-	-	-	-	-		
Total Change in Cash	71,289	1,601,289	622,547	99,760	(52,181)	1,877,612	(1,239,775)	(89,855)	1,476,115	616,945	(2,563,958)	(470,445)				
Cash, Beginning of Month	3,261,008	3,332,297	4,933,587	5,556,134	5,655,894	5,603,712	7,481,325	6,241,550	6,151,695	7,627,810	8,244,755	5,680,797				
Cash, End of Month	3,332,297	4,933,587	5,556,134	5,655,894	5,603,712	7,481,325	6,241,550	6,151,695	7,627,810	8,244,755	5,680,797	5,210,352				

Cert.	Instr.
71.0%	79.1%
3,850,497	(113,880)
Pupil:Teacher Ratio	
18.69	



CalOps NorCal

Monthly Cash Flow/Forecast FY24-25

Revised 6/3/2025

ADA = 1535.18

	Jul-24	Aug-24	Sep-24	Oct-24	Nov-24	Dec-24	Jan-25	Feb-25	Mar-25	Apr-25	May-25	Jun-25	Year-End Accruals	Annual Forecast	Original Budget Total	Favorable / (Unfav.)
Subagreement Services																
5102 Special Education	-	6,133	15,190	39,249	53,247	128,628	185,957	239,820	195,678	263,084	251,818	251,818	-	1,630,622	1,730,400	99,778
5103 Substitute Teacher	-	-	-	-	-	-	-	409	-	-	449	449	-	1,308	38,700	37,392
5105 Security	102	103	328	-	103	-	-	77	77	77	78	78	-	1,022	100	(922)
5106 Other Educational Consultants	8,360	(8,360)	-	-	(6,677)	-	-	-	-	-	3,338	3,338	-	-	214,600	214,600
5107 Instructional Services	-	-	-	-	-	-	-	-	-	-	-	-	-	-	52,600	52,600
	8,462	(2,124)	15,517	39,249	46,673	128,628	185,957	239,897	196,164	263,161	255,683	255,683	-	1,632,951	2,036,400	403,449
Operations and Housekeeping																
5201 Auto and Travel	180	22,180	114,980	7,098	6,162	95	-	3,573	3,739	4,539	6,818	6,818	-	176,123	71,100	(105,023)
5300 Dues & Memberships	-	61,701	(303)	381	18,802	9,424	10,114	22,140	17,915	13,555	13,373	13,373	-	180,476	45,400	(135,076)
5400 Insurance	1,144	6,898	3,444	-	17,245	3,696	3,696	3,872	10,520	3,873	3,171	3,171	-	60,732	36,900	(23,832)
5501 Utilities	338	620	470	436	56	326	518	106	743	729	88	88	-	4,519	2,600	(1,919)
5502 Janitorial Services	-	1,512	(23)	46	1,250	-	1,250	3,443	1,250	1,022	480	480	-	10,709	12,100	1,391
5516 Miscellaneous Expense	-	-	-	-	73	8	-	-	-	-	56	56	-	194	-	(194)
5900 Communications	1,316	2,198	2,505	2,291	6,497	7,655	2,412	3,169	5,900	31,843	2,668	2,668	77,943	149,065	11,800	(137,265)
5901 Postage and Shipping	2,591	2,764	343	279	5,223	357	82	4	5,454	7,104	861	861	-	25,924	54,800	28,876
	5,571	97,872	121,416	10,472	55,309	21,562	18,072	36,306	45,521	62,665	27,517	27,517	77,943	607,742	234,700	(373,042)
Facilities, Repairs and Other Leases																
5601 Rent	6,321	9,833	8,172	8,172	5,233	7,588	7,915	7,915	7,915	7,914	7,649	7,649	-	92,273	31,000	(61,273)
5602 Additional Rent	1,300	(820)	-	-	3,774	3,878	1,530	6,978	3,248	1,745	6,435	6,435	-	34,502	7,200	(27,302)
5603 Equipment Leases	-	-	-	-	-	-	-	-	-	-	547	547	-	1,095	3,400	2,305
5604 Other Leases	-	-	28,770	(700)	15,859	359	452	29,975	(71)	9,263	2,388	2,388	-	88,684	79,000	(9,684)
5610 Repairs and Maintenance	-	263	1,250	280	90	-	-	600	-	-	730	730	-	3,943	11,700	7,757
	7,621	9,275	38,192	7,752	24,956	11,825	9,896	45,468	11,092	18,922	17,749	17,749	-	220,496	132,300	(88,196)
Professional/Consulting Services																
5801 IT	77,748	-	-	13,892	6,323	-	11,160	20,881	-	15,107	15,995	15,995	-	177,101	752,500	575,399
5802 Audit & Taxes	-	-	-	-	6,420	4,877	-	-	6,936	462	-	-	-	18,695	57,700	39,005
5803 Legal	-	3,826	3,107	3,607	(170,780)	2,266	2,522	77	6,183	39,584	4,118	4,118	-	(101,372)	53,600	154,972
5804 Professional Development	1,824	3,351	10,177	3,760	1,832	6,115	6,546	2,663	1,163	2,209	2,914	2,914	-	45,469	251,700	206,231
5805 General Consulting	4,368	4,526	3,808	7,069	5,749	13,070	1,816	(6,571)	9,366	9,036	3,273	3,273	-	58,783	450,400	391,617
5806 Special Activities/Field Trips	-	79,844	182	2,060	(3,670)	-	(487)	(8,905)	6,192	4,941	22,690	-	-	102,846	0	(102,846)
5807 Bank Charges	-	1	18	109	97	93	101	(208)	9	102	64	64	-	450	2,000	1,550
5808 Printing	-	-	-	4	-	117	-	-	-	-	1	1	-	123	600	477
5809 Other taxes and fees	-	61	836	881	802	814	891	2,662	(6)	40	964	964	-	8,909	73,800	64,891
5810 Payroll Service Fee	-	-	2,197	-	-	-	-	2,316	(12,600)	-	126	126	-	(7,835)	-	7,835
5811 Management Fee	43,373	43,580	42,723	42,723	42,723	42,723	37,261	39,035	39,035	26,132	39,189	39,189	(7,414)	470,273	512,676	42,403
5812 District Oversight Fee	-	-	-	-	9,383	-	-	(2,316)	2,316	-	8,626	8,626	170,999	197,635	220,895	23,259
5814 SPED Encroachment	1,080	1,080	1,945	-	1,945	1,945	1,945	-	-	-	2,652	2,652	37,349	52,594	-	(52,594)
5815 Public Relations/Recruitment	-	7,403	21,534	24,617	1,726	1,875	1,981	10,421	1,971	19,207	11,076	11,076	47,298	160,185	271,200	111,015
	128,393	143,671	86,527	98,722	(97,450)	73,894	63,736	60,056	60,565	116,820	111,690	88,999	248,233	1,183,856	2,647,071	1,463,215
Depreciation																
6900 Depreciation Expense	4,670	4,670	4,670	4,670	4,670	4,670	4,670	4,670	4,671	4,671	-	-	-	46,705	65,400	18,695
	4,670	4,670	4,670	4,670	4,670	4,670	4,670	4,670	4,671	4,671	-	-	-	46,705	65,400	18,695
Interest																
	-	-	-	-	-	-	-	-	-	-	-	-	-	-	-	-
Total Expenses	1,585,478	1,768,899	3,615,043	1,487,125	1,291,018	1,526,998	1,542,650	1,682,408	1,789,936	1,945,930	1,828,564	2,276,664	326,176	22,666,890	24,979,290	2,312,401
Monthly Surplus (Deficit)	(1,510,666)	(897,093)	(2,703,190)	786,947	353,047	209,814	999,952	(219,783)	(650,021)	(75,798)	(866,299)	(1,314,715)	6,734,564	846,758	654,521	160,076



CalOps NorCal

Monthly Cash Flow/Forecast FY24-25

Revised 6/3/2025

ADA = 1535.18

Cash Flow Adjustments

Monthly Surplus (Deficit)

Cash flows from operating activities

Depreciation/Amortization

Public Funding Receivables

Grants and Contributions Rec.

Due To/From Related Parties

Prepaid Expenses

Other Assets

Accounts Payable

Accrued Expenses

Other Liabilities

Deferred Revenue

Cash flows from investing activities

Purchases of Prop. And Equip.

Notes Receivable

Cash flows from financing activities

Proceeds from Factoring

Payments on Factoring

Proceeds(Payments) on Debt

Total Change in Cash

Cash, Beginning of Month

Cash, End of Month

	Jul-24	Aug-24	Sep-24	Oct-24	Nov-24	Dec-24	Jan-25	Feb-25	Mar-25	Apr-25	May-25	Jun-25	Year-End Accruals	Annual Forecast	Original Budget Total	Favorable / (Unfav.)
Monthly Surplus (Deficit)	(1,510,666)	(897,093)	(2,703,190)	786,947	353,047	209,814	999,952	(219,783)	(650,021)	(75,798)	(866,299)	(1,314,715)	6,734,564	846,758		
Cash flows from operating activities																
Depreciation/Amortization	4,670	4,670	4,670	4,670	4,670	4,670	4,670	4,670	4,671	4,671	-	-	-	46,705		
Public Funding Receivables	4,520,527	-	293,717	3,094,054	-	(131,061)	130,136	6,711	156	-	-	-	(7,060,740)	853,500		
Grants and Contributions Rec.	4,690	1,787	-	-	-	-	-	-	(194)	183	-	-	-	6,466		
Due To/From Related Parties	1,639,913	1,835,463	3,562,774	(1,789,532)	1,203,969	1,418,988	(4,565,725)	1,490,145	1,759,965	1,730,862	(6,131,395)	-	-	2,155,427		
Prepaid Expenses	243,093	22,205	(1,250)	(10,685)	84,126	(5,342)	(1,190)	(2,594)	(34,338)	(34,100)	-	-	-	259,925		
Other Assets	-	-	-	-	-	-	-	-	-	-	-	-	-	-	-	-
Accounts Payable	(874,896)	236,015	21,525	(228,932)	-	40,216	(40,216)	10	20,066	(20,077)	-	-	326,176	(520,113)		
Accrued Expenses	(1,917,856)	(1,222,082)	-	(700)	(282,151)	(17,481)	-	-	-	-	-	-	-	(3,440,270)		
Other Liabilities	-	-	-	-	-	-	-	-	-	-	-	-	-	-	-	-
Deferred Revenue	52,346	13,420	13,420	24,155	24,155	24,155	24,155	(28,612)	24,161	24,161	24,161	24,161	(597,029)	(353,191)		
Cash flows from investing activities																
Purchases of Prop. And Equip.	-	-	-	-	-	-	-	-	-	-	-	-	-	-	-	-
Notes Receivable	-	-	-	-	-	-	-	-	-	-	-	-	-	-	-	-
Cash flows from financing activities																
Proceeds from Factoring	-	-	-	-	-	-	-	-	-	-	-	-	-	-	-	-
Payments on Factoring	-	-	-	-	-	-	-	-	-	-	-	-	-	-	-	-
Proceeds(Payments) on Debt	-	-	-	-	-	-	-	-	-	-	-	-	-	-	-	-
Total Change in Cash	2,161,822	(5,614)	1,191,667	1,879,978	1,387,817	1,543,959	(3,448,218)	1,250,547	1,124,466	1,629,902	(6,973,533)	(1,290,554)				
Cash, Beginning of Month	2,486,893	4,648,715	4,643,100	5,834,767	7,714,743	9,102,561	10,646,520	7,198,302	8,448,849	9,573,315	11,203,217	4,229,684				
Cash, End of Month	4,648,715	4,643,100	5,834,767	7,714,743	9,102,561	10,646,520	7,198,302	8,448,849	9,573,315	11,203,217	4,229,684	2,939,130				

Cert.	Instr.
65.8%	84.0%
6,620,502	931,026

Pupil:Teacher Ratio
20.39

CalOps North Bay

Monthly Cash Flow/Forecast FY24-25

Revised 6/3/25

ADA = 153.24



	Jul-24	Aug-24	Sep-24	Oct-24	Nov-24	Dec-24	Jan-25	Feb-25	Mar-25	Apr-25	May-25	Jun-25	Year-End Accruals	Annual Forecast	Original Budget Total	Favorable / (Unfav.)
ADA = 157.98																
Revenues																
State Aid - Revenue Limit																
8011 LCFF State Aid	-	66,665	66,665	119,997	119,997	119,997	119,997	119,997	67,314	67,314	67,314	67,314	255,743	1,258,314	1,338,965	(80,651)
8012 Education Protection Account	-	-	-	8,172	-	-	8,171	-	-	4,227	-	-	10,078	30,648	32,686	(2,038)
8019 State Aid - Prior Year	-	-	999	-	-	-	-	-	(200)	(200)	(200)	(200)	(200)	(1)	-	(1)
8096 In Lieu of Property Taxes	-	-	44,478	88,957	59,304	59,304	59,304	59,304	59,304	83,789	41,984	41,984	97,372	695,084	746,291	(51,207)
	-	66,665	112,142	217,126	179,301	179,301	187,472	179,301	126,418	155,130	109,098	109,098	362,993	1,984,045	2,117,942	(133,897)
Federal Revenue																
8181 Special Education - Entitlement	-	-	-	-	-	-	-	-	-	-	-	-	22,814	22,814	20,537	2,277
8290 Title I, Part A - Basic Low Income	-	-	-	-	-	9,273	-	279	-	12,920	-	-	15,080	37,552	32,602	4,950
8291 Title II, Part A - Teacher Quality	-	-	-	-	1,340	-	2,500	-	-	-	-	-	3,957	5,297	4,749	548
8294 Title IV	-	-	-	-	-	-	2,500	-	-	-	-	-	7,500	10,000	10,000	-
8299 Prior Year Federal Revenue	-	-	-	-	-	-	-	17,248	-	-	-	-	17,248	17,248	-	17,248
	-	-	-	-	3,840	9,273	-	17,527	-	12,920	-	-	49,351	92,911	67,888	25,023
Other State Revenue																
8311 State Special Education	7,074	7,074	12,733	-	12,733	12,733	25,466	-	25,442	12,709	8,318	8,318	9,580	142,181	141,627	554
8550 Mandated Cost	-	-	-	-	-	-	6,281	-	-	-	-	-	-	6,281	5,945	336
8560 State Lottery	-	-	-	-	5,109	5,271	-	-	-	-	-	-	31,458	41,837	39,337	2,500
8598 Prior Year Revenue	-	-	-	-	(10,839)	13,081	338	-	-	-	-	-	-	2,580	-	2,580
8599 Other State Revenue	-	679	679	11,221	1,221	1,221	1,221	1,221	776	776	774	774	(7,902)	12,661	125,618	(112,957)
	7,074	7,753	13,412	11,221	8,225	32,305	33,306	1,221	26,218	13,485	9,092	9,092	33,136	205,541	312,527	(106,986)
Other Local Revenue																
8660 Interest Revenue	4	6	6	11	9	1,138	14	11	1,587	17	10	10	-	2,823	122	2,702
8690 Other Local Revenue	-	-	-	-	-	408	-	-	-	-	-	-	-	408	-	408
	4	6	6	11	9	1,547	14	11	1,587	17	10	10	-	3,232	122	3,110
Total Revenue	7,078	74,424	125,560	228,358	191,374	222,426	220,791	198,060	154,223	181,552	118,201	118,201	445,481	2,285,729	2,498,479	(212,750)
Expenses																
Certificated Salaries																
1100 Teachers' Salaries	64,677	66,940	63,336	62,432	62,902	63,213	63,029	62,685	62,962	62,981	62,981	62,981	-	761,119	670,808	(90,311)
1175 Teachers' Extra Duty/Stipends	3,019	2,763	148,258	2,693	2,849	3,057	3,372	3,606	3,820	3,909	3,909	3,909	-	185,163	199,232	(14,069)
1200 Pupil Support Salaries	8,274	9,123	25,686	8,912	8,400	8,471	8,804	7,963	8,275	8,465	8,465	8,465	-	119,303	72,453	(46,850)
1300 Administrators' Salaries	6,221	7,391	20,885	6,366	7,346	7,372	7,347	7,354	7,180	7,039	7,039	7,039	-	98,582	92,582	(6,000)
	82,191	86,217	258,165	80,404	81,497	82,113	82,553	81,608	82,237	82,394	82,394	82,394	-	1,164,168	1,035,077	(129,091)
Classified Salaries																
2100 Instructional Salaries	-	-	-	-	-	-	-	-	-	-	-	-	-	-	4,956	4,956
2200 Support Salaries	240	240	813	240	240	240	240	240	240	240	240	240	-	3,449	-	(3,449)
2300 Classified Administrators' Salaries	2,679	2,679	8,979	2,662	1,665	1,659	1,659	1,433	1,539	1,539	1,539	1,539	-	29,689	14,278	(15,411)
2400 Clerical and Office Staff Salaries	1,064	1,180	3,429	1,371	1,274	1,266	1,295	1,643	1,886	1,919	1,919	1,919	-	20,164	4,415	(15,749)
	3,982	4,098	13,221	4,272	3,179	3,164	3,194	3,542	3,558	3,697	3,697	3,697	-	53,301	23,649	(29,653)
Benefits																
3101 STRS	14,343	14,798	21,182	14,014	14,130	14,173	14,213	14,169	14,331	14,193	14,193	14,193	-	177,932	197,700	(19,768)
3301 QASDI	536	575	1,870	526	465	510	595	592	484	579	579	579	-	7,887	1,018	(6,869)
3311 Medicare	1,208	2,360	3,892	1,184	1,184	1,192	1,199	1,190	1,199	1,203	1,286	1,286	-	18,383	15,237	(3,145)
3401 Health and Welfare	(641)	19,130	6,406	12,384	6,209	12,585	7,621	8,857	10,705	13,236	13,236	13,236	-	122,963	118,350	(4,613)
3501 State Unemployment	32	75	65	10	15	1,036	705	72	57	31	1,569	1,569	-	5,237	62,528	(57,291)
3601 Workers' Compensation	1,565	(78)	-	1,093	-	-	1,111	1,751	-	879	1,242	1,242	-	8,805	14,712	(5,907)
3901 Other Benefits	2,627	5,259	7,009	2,745	2,671	2,684	2,792	2,927	2,784	2,799	2,799	2,799	-	39,895	8,402	(31,493)
	19,670	42,119	40,423	31,956	24,673	32,180	28,237	29,558	29,561	32,919	34,903	34,903	-	381,101	417,947	(36,846)
Books and Supplies																
4100 Textbooks and Core Materials	798	7,119	2,360	3,705	232	2,765	29	959	1,155	245	181	181	-	19,729	18,200	(1,529)
4200 Books and Reference Materials	-	-	-	-	-	-	-	-	-	-	83	83	-	165	248,400	248,235
4302 School Supplies	6,316	965	45	210	43	(12)	108	3	504	334	47	47	13,941	22,549	46,200	23,651
4305 Software	22,334	2,469	2,626	3,843	1,100	797	68	(274)	9,614	300	5,011	5,011	-	52,950	152,800	99,850
4310 Office Expense	37	179	2,537	1,096	674	299	207	1,106	610	968	(22)	(22)	-	7,668	3,700	(3,968)
4311 Business Meals	-	261	21	22	79	1	2	85	15	63	157	157	-	862	200	(662)
4400 Noncapitalized Equipment	87	464	74	(10)	7,959	906	131	1,174	6,494	13,612	-	44,438	-	75,329	29,500	(45,829)
	29,571	11,456	7,663	8,865	10,087	4,755	545	3,105	18,391	15,521	5,457	49,895	13,941	179,252	499,000	319,748



CalOps North Bay

Monthly Cash Flow/Forecast FY24-25

Revised 6/3/25

ADA = 153.24

		Jul-24	Aug-24	Sep-24	Oct-24	Nov-24	Dec-24	Jan-25	Feb-25	Mar-25	Apr-25	May-25	Jun-25	Year-End Accruals	Annual Forecast	Original Budget Total	Favorable / (Unfav.)
Subagreement Services																	
5102	Special Education	111	-	1,175	410	5,951	11,445	14,772	18,373	14,055	26,587	23,769	23,769	-	140,417	131,600	(8,817)
5103	Substitute Teacher	-	-	-	-	-	-	-	-	37	-	42	42	-	122	3,500	3,378
5105	Security	-	-	21	-	-	-	-	7	7	7	7	7	-	57	-	(57)
5106	Other Educational Consultants	760	(760)	-	-	(628)	-	-	-	-	-	2	2	623	-	25,000	25,000
5107	Instructional Services	-	-	-	-	-	-	-	-	-	-	-	-	-	-	4,800	4,800
		871	(760)	1,196	410	5,324	11,445	14,772	18,380	14,099	26,594	23,821	23,821	623	140,596	164,900	24,304
Operations and Housekeeping																	
5201	Auto and Travel	17	2,447	10,592	180	82	9	-	137	234	348	644	644	-	15,332	100	(15,232)
5300	Dues & Memberships	-	5,452	(29)	35	2,997	886	955	1,767	1,629	1,112	1,262	1,262	-	17,329	5,400	(11,929)
5400	Insurance	104	735	328	-	1,642	352	352	352	956	352	299	299	-	5,772	3,100	(2,672)
5501	Utilities	-	-	-	-	5	-	-	-	5	-	8	8	-	56	-	(56)
5502	Janitorial Services	-	25	(2)	-	-	-	-	-	-	(18)	45	45	-	96	400	304
5516	Miscellaneous Expense	-	-	-	-	7	72	(79)	-	-	-	5	5	-	11	-	(11)
5900	Communications	125	107	116	95	71	608	107	171	453	2,890	252	252	\$7,357.07	12,604	500	(12,104)
5901	Postage and Shipping	0	79	-	12	1	-	-	0	5	596	81	81	-	856	5,100	4,244
		247	8,845	11,005	323	4,806	1,926	1,335	2,427	3,281	5,311	2,597	2,597	7,357	52,056	14,600	(37,456)
Facilities, Repairs and Other Leases																	
5601	Rent	-	-	-	-	3,546	713	727	727	727	727	722	722	-	8,611	5,400	(3,211)
5602	Additional Rent	-	27	-	-	359	369	143	634	295	159	607	607	-	3,201	800	(2,401)
5603	Equipment Leases	-	-	-	-	-	-	-	-	-	-	52	52	-	103	4,900	4,797
5604	Other Leases	-	-	2,704	-	1,428	-	-	-	39	(300)	225	225	-	4,322	100	(4,222)
5610	Repairs and Maintenance	-	25	-	-	-	-	-	-	-	-	69	69	-	163	200	37
		-	52	2,704	-	5,333	1,082	870	1,361	1,061	586	1,675	1,675	-	16,400	11,400	(5,000)
Professional/Consulting Services																	
5801	IT	7,068	-	-	1,323	602	-	1,043	1,898	-	1,373	1,510	1,510	-	16,328	75,900	59,572
5802	Audit & Taxes	-	-	-	-	611	464	-	-	631	42	-	-	-	1,748	5,400	3,652
5803	Legal	-	285	276	1,074	227	216	167	7	424	445	389	389	-	3,899	3,700	(199)
5804	Professional Development	174	319	969	358	174	582	598	242	106	201	275	275	-	4,274	21,600	17,326
5805	General Consulting	416	431	363	673	548	1,245	172	(641)	851	821	309	309	-	5,497	67,100	61,603
5806	Special Activities/Field Trips	-	38	-	196	17	-	1	25	563	427	28	28	8,384	9,708	0	(9,708)
5807	Bank Charges	-	-	-	25	-	4	-	-	-	4	6	6	-	45	300	255
5808	Printing	-	-	-	0	-	11	-	-	-	-	0	0	-	12	100	88
5809	Other taxes and fees	-	3	80	84	76	77	85	242	0	4	91	91	-	832	7,600	6,768
5810	Payroll Service Fee	-	-	209	-	-	-	-	211	(1,140)	-	12	12	-	(696)	-	696
5811	Management Fee	3,943	4,151	4,164	4,164	4,164	4,164	3,549	3,549	3,549	2,571	4,000	4,000	2,034	48,000	49,970	1,970
5812	District Oversight Fee	-	-	-	-	-	-	-	(211)	211	-	1,091	1,091	17,658	19,840	21,179	1,339
5814	SPED Encroachment	102	102	184	-	184	184	184	-	-	-	250	250	3,511	4,950	-	(4,950)
5815	Public Relations/Recruitment	-	705	1,998	2,051	164	179	187	980	179	1,746	1,045	1,045	\$4,464.47	14,745	22,600	7,855
		11,703	6,033	8,243	9,949	6,769	7,126	5,987	6,301	5,374	7,634	9,006	9,006	36,051	129,182	275,449	146,267
Depreciation																	
		-	-	-	-	-	-	-	-	-	-	-	-	-	-	-	-
Interest																	
		-	-	-	-	-	-	-	-	-	-	-	-	-	-	-	-
Total Expenses		148,234	158,061	342,620	136,178	141,667	143,790	137,493	146,281	157,562	174,656	163,551	207,989	57,973	2,116,056	2,442,021	325,965
Monthly Surplus (Deficit)		(141,156)	(83,637)	(217,060)	92,179	49,707	78,636	83,299	51,779	(3,339)	6,896	(45,351)	(89,789)	387,508	169,672	56,457	113,215



CalOps North Bay

Monthly Cash Flow/Forecast FY24-25

Revised 6/3/25

ADA = 153.24

Cash Flow Adjustments

	Jul-24	Aug-24	Sep-24	Oct-24	Nov-24	Dec-24	Jan-25	Feb-25	Mar-25	Apr-25	May-25	Jun-25	Year-End Accruals	Annual Forecast	Original Budget Total	Favorable / (Unfav.)
Monthly Surplus (Deficit)	(141,156)	(83,637)	(217,060)	92,179	49,707	78,636	83,299	51,779	(3,339)	6,896	(45,351)	(89,789)	387,508	169,672		
Cash flows from operating activities																
Depreciation/Amortization	-	-	-	-	-	-	-	-	-	-	-	-	-	-		
Public Funding Receivables	246,664	102,630	24,757	5,891	15,686	(18,352)	-	18,352	-	-	-	-	(445,481)	(49,853)		
Grants and Contributions Rec.	-	-	-	-	-	-	-	-	(17)	17	-	-	-	-		
Due To/From Related Parties	154,706	(1,142,551)	338,542	224,916	169,303	132,252	(323,260)	134,420	157,046	157,656	(551,854)	-	-	(548,824)		
Prepaid Expenses	22,199	-	797	(1,018)	7,907	(509)	(108)	(235)	(3,121)	(3,100)	-	-	-	22,812		
Other Assets	-	-	-	-	-	-	-	-	-	-	-	-	-	-		
Accounts Payable	(30,964)	21,022	1,918	(20,215)	(40,312)	3,740	(3,740)	1	1,587	(1,588)	-	-	57,973	(10,578)		
Accrued Expenses	(80)	(142,313)	(20,850)	-	-	-	-	-	-	-	-	-	-	(163,243)		
Other Liabilities	-	-	-	-	-	-	-	-	-	-	-	-	-	-		
Deferred Revenue	4,960	1,265	1,265	2,277	2,277	2,277	2,277	(14,971)	2,806	2,277	2,277	2,277	774	12,038		
Cash flows from investing activities																
Purchases of Prop. And Equip.	-	-	-	-	-	-	-	-	-	-	-	-	-	-		
Notes Receivable	-	-	-	-	-	-	-	-	-	-	-	-	-	-		
Cash flows from financing activities																
Proceeds from Factoring	-	-	-	-	-	-	-	-	-	-	-	-	-	-		
Payments on Factoring	-	-	-	-	-	-	-	-	-	-	-	-	-	-		
Proceeds(Payments) on Debt	-	-	-	-	-	-	-	-	-	-	-	-	-	-		
Total Change in Cash	256,329	(1,243,584)	129,369	304,029	204,568	198,044	(241,531)	189,346	154,962	162,158	(594,928)	(87,512)				
Cash, Beginning of Month	2,004,285	2,260,614	1,017,030	1,146,399	1,450,427	1,654,995	1,853,039	1,611,507	1,800,854	1,955,816	2,117,974	1,523,046				
Cash, End of Month	2,260,614	1,017,030	1,146,399	1,450,427	1,654,995	1,853,039	1,611,507	1,800,854	1,955,816	2,117,974	1,523,046	1,435,534				

Cert.	Instr.
61.9%	80.4%
547,931	8,667

Pupil:Teacher Ratio
21.08

CalOps Monterey Bay

Monthly Cash Flow/Forecast FY24-25

Revised 6/3/25

ADA = 454.33



	Jul-24	Aug-24	Sep-24	Oct-24	Nov-24	Dec-24	Jan-25	Feb-25	Mar-25	Apr-25	May-25	Jun-25	Year-End Accruals	Annual Forecast	Original Budget Total	Favorable / (Unfav.)
ADA = 560.02																
Revenues																
State Aid - Revenue Limit																
8011 LCFF State Aid		170,086	170,086	306,155	306,155	306,155	306,155	306,155	84,556	84,556	84,555	84,555	626,393	2,835,562	3,399,520	(563,958)
8012 Education Protection Account				28,019			28,018			8,426			26,403	90,866	112,004	(21,138)
8019 State Aid - Prior Year									(15,517)	(15,517)	(15,517)	(15,517)	(15,517)	(77,585)		(77,585)
8096 In Lieu of Property Taxes							1,455,280				200,716	200,716	952,561	2,809,273	3,518,552	(709,279)
		170,086	170,086	334,174	306,155	306,155	1,789,453	306,155	69,039	77,465	269,754	269,754	1,589,840	5,658,116	7,030,076	(1,371,960)
Federal Revenue																
8181 Special Education - Entitlement													79,715	79,715	72,803	6,912
8290 Title I, Part A - Basic Low Income															45,923	(45,923)
8291 Title II, Part A - Teacher Quality															9,763	(9,763)
													79,715	79,715	128,489	(48,774)
Other State Revenue																
8311 State Special Education	24,252	24,252	43,654		43,654	43,654	87,308		87,229	43,574	21,485	21,485	46,966	487,513	502,053	(14,541)
8550 Mandated Cost						21,030								21,030	20,752	278
8560 State Lottery						35,193				44,774			44,065	124,032	139,445	(15,413)
8598 Prior Year Revenue				(26,105)		31,674	1,260			2,625				9,454		9,454
8599 Other State Revenue		2,327	2,327	4,189	4,189	4,189	4,189	4,189	1,988	1,988	1,988	1,988	261,847	295,398	237,612	57,786
	24,252	26,579	45,981	(21,916)	47,843	135,740	92,757	4,189	89,217	92,961	23,473	23,473	352,879	937,427	899,863	37,564
Other Local Revenue																
8660 Interest Revenue		4,111	541	544	532	1,010	2,898	2,858	476	258	857	857		14,942	10,286	4,656
8690 Other Local Revenue						1,399								1,399		1,399
		4,111	541	544	532	2,409	2,898	2,858	476	258	857	857		16,341	10,286	6,055
Total Revenue	24,252	200,776	216,608	312,802	354,530	444,304	1,885,108	313,202	158,732	170,684	294,084	294,084	2,022,433	6,691,599	8,068,713	(1,377,115)
Expenses																
Certificated Salaries																
1100 Teachers' Salaries	210,202	204,499	205,845	202,910	204,433	205,454	189,184	188,055	188,895	188,943	188,943	188,943		2,366,306	2,365,482	(824)
1175 Teachers' Extra Duty/Stipends	9,816	8,986	481,844	8,757	9,264	9,940	10,124	10,823	11,465	11,731	11,331	11,331		595,411	702,557	107,145
1200 Pupil Support Salaries	26,889	29,394	83,481	28,965	27,301	27,530	26,413	23,887	24,825	25,396	25,396	25,396		374,873	255,494	(119,379)
1300 Administrators' Salaries	20,219	24,022	67,877	20,690	23,875	23,960	22,042	22,063	21,542	21,125	21,125	21,125		309,865	326,475	16,810
	267,126	266,901	839,047	261,322	264,873	266,884	247,763	244,828	246,727	247,195	246,795	246,795		3,646,255	3,650,007	3,752
Classified Salaries																
2100 Instructional Salaries															17,476	17,476
2200 Support Salaries	779	779	2,643	779	779	779	719	719	719	719	719	719		10,852		(10,852)
2300 Classified Administrators' Salaries	8,705	8,706	29,182	8,651	5,412	5,391	4,976	4,977	4,298	4,616	4,616	4,616		94,146	50,349	(43,797)
2400 Clerical and Office Staff Salaries	3,457	3,835	11,145	4,455	4,141	4,113	3,887	4,929	5,657	5,757	5,757	5,757		62,890	15,567	(47,323)
	12,941	13,320	42,970	13,885	10,332	10,283	9,582	10,625	10,674	11,092	11,092	11,092		167,888	83,392	(84,496)
Benefits																
3101 STRS	46,615	48,094	68,844	45,549	45,923	46,064	42,656	42,509	42,995	42,580	42,580	42,580		556,989	697,151	140,162
3301 OASDI	1,741	1,867	6,077	1,708	1,512	1,657	1,785	1,775	1,452	1,736	1,736	1,736		24,782	3,591	(21,191)
3311 Medicare	3,926	7,670	12,650	3,849	3,847	3,875	3,599	3,570	3,597	3,608	3,854	3,854		57,899	53,732	(4,167)
3401 Health and Welfare	(1,544)	66,060	22,460	42,952	21,798	43,677	22,872	26,580	32,067	39,718	39,718	39,718		396,076	417,340	21,264
3501 State Unemployment	105	245	210	34	49	3,367	2,117	217	171	94	4,551	4,551		15,712	204,261	188,549
3601 Workers' Compensation	6,961	(2,127)		3,552			3,334	5,252		2,637	3,721	3,721		27,051	51,879	24,828
3901 Other Benefits	8,539	17,093	22,778	8,920	8,679	8,724	8,380	8,781	8,353	8,396	8,396	8,396		125,435	29,628	(95,807)
	66,343	138,902	133,019	106,564	81,808	107,364	84,743	88,684	88,635	98,769	104,556	104,556		1,203,944	1,457,582	253,638
Books and Supplies																
4100 Textbooks and Core Materials	2,592	23,136	7,669	12,041	753	8,986	88	2,878	3,465	736	568	568		63,480	61,600	(1,880)
4200 Books and Reference Materials											259	259		518	417,600	417,082
4302 School Supplies	20,525	256	146	682	147	(43)	113	10	1,511	853	337	337	45,792	70,666	39,500	(31,166)
4305 Software	84,452	10,659	5,944	16,514	3,575	3,187	259	(671)	28,841	900	15,705	15,705		185,070	498,900	313,830
4310 Office Expense	119	590	8,331	3,562	2,198	971	658	3,319	1,829	2,904	(69)	(69)		24,344	14,200	(10,144)
4311 Business Meals		760	4	6	271	3	(3)	2	44	188	491	491		2,257	4,200	1,943
4400 Noncapitalized Equipment	284	1,499	240	(35)	27,265	2,944	419	3,523	19,483	40,836			139,262	235,720	175,000	(60,720)
	107,972	36,900	22,334	32,770	34,209	16,048	1,534	9,061	55,173	46,417	17,291	156,553	45,792	582,054	1,211,000	628,946

CalOps Monterey Bay

Monthly Cash Flow/Forecast FY24-25

Revised 6/3/25

ADA = 454.33



	Jul-24	Aug-24	Sep-24	Oct-24	Nov-24	Dec-24	Jan-25	Feb-25	Mar-25	Apr-25	May-25	Jun-25	Year-End Accruals	Annual Forecast	Original Budget Total	Favorable / (Unfav.)
Subagreement Services																
5102 Special Education	391	1,780	4,155	6,725	20,952	39,971	57,227	76,421	62,027	75,206	74,489	74,489	-	493,833	464,100	(29,733)
5103 Substitute Teacher	-	-	-	-	-	-	-	-	111	-	133	133	-	377	12,400	12,023
5105 Security	-	-	69	-	-	-	-	20	21	21	23	23	-	177	-	(177)
5106 Other Educational Consultants	2,680	(2,680)	-	-	(2,150)	-	-	-	-	-	16	16	2,119	-	69,100	69,100
5107 Instructional Services	-	-	-	-	-	-	-	-	-	-	-	-	-	-	26,300	26,300
	3,071	(900)	4,224	6,725	18,802	39,971	57,227	76,441	62,159	75,227	74,660	74,660	2,119	494,386	571,900	77,514
Operations and Housekeeping																
5201 Auto and Travel	56	3,136	35,701	298	279	31	-	165	699	1,219	2,017	2,017	-	45,618	400	(45,218)
5300 Dues & Memberships	-	18,351	1,633	115	6,055	3,034	2,991	5,300	4,886	3,336	3,956	3,956	-	53,613	14,400	(39,213)
5400 Insurance	366	4,262	1,066	-	5,338	1,144	1,144	1,056	2,869	1,056	938	938	-	20,177	10,600	(9,577)
5501 Utilities	-	-	-	-	18	-	-	-	14	-	89	26	-	173	600	427
5502 Janitorial Services	-	81	(7)	-	-	-	-	-	-	-	(59)	142	-	299	1,400	1,101
5516 Miscellaneous Expense	-	-	-	-	23	3	-	-	-	-	17	17	-	59	-	(59)
5900 Communications	408	348	375	310	241	1,972	347	513	1,433	9,343	789	789	23,056	39,924	1,700	(38,224)
5901 Postage and Shipping	-	256	-	40	3	-	-	1	15	1,788	255	255	-	2,612	15,900	13,288
	830	26,434	38,768	763	11,957	6,184	4,482	7,035	9,916	16,772	8,140	8,140	23,056	162,476	45,000	(117,476)
Facilities, Repairs and Other Leases																
5601 Rent	-	-	-	-	12,151	2,444	2,221	2,221	2,222	2,221	2,262	2,262	-	28,005	10,500	(17,505)
5602 Additional Rent	-	94	-	-	1,175	1,207	452	1,903	885	476	1,904	1,904	-	9,999	1,900	(8,099)
5603 Equipment Leases	-	-	-	-	-	-	-	-	-	-	162	162	-	324	300	(24)
5604 Other Leases	-	-	9,265	-	252	120	-	-	117	-	706	706	-	11,167	500	(10,667)
5610 Repairs and Maintenance	-	81	-	-	-	-	-	-	-	-	216	216	-	513	300	(213)
	-	175	9,265	-	13,578	3,771	2,673	4,124	3,224	2,697	5,250	5,250	-	50,008	13,500	(36,508)
Professional/Consulting Services																
5801 IT	24,924	-	-	4,299	1,957	-	3,288	5,695	-	4,120	4,731	4,731	-	53,746	224,800	171,054
5802 Audit & Taxes	-	-	-	-	1,988	1,510	-	-	1,892	126	-	-	-	5,516	22,400	16,884
5803 Legal	-	927	897	1,084	738	701	542	21	1,705	1,336	1,218	1,218	-	10,387	10,000	(387)
5804 Professional Development	564	1,038	3,150	1,164	567	1,893	1,806	727	318	603	862	862	-	13,554	76,800	63,246
5805 General Consulting	1,352	1,400	1,179	2,189	1,780	4,045	557	(2,166)	2,554	2,464	968	968	-	17,290	193,400	176,110
5806 Special Activities/Field Trips	-	130	-	637	60	-	4	75	1,689	1,280	192	192	26,163	30,422	0	(30,422)
5807 Bank Charges	-	-	-	-	-	-	-	-	-	-	19	19	-	38	100	62
5808 Printing	-	-	-	1	-	38	-	-	-	-	0	0	-	40	200	160
5809 Other taxes and fees	-	18	258	273	246	252	272	726	(1)	10	285	285	-	2,625	21,800	19,175
5810 Payroll Service Fee	-	-	680	-	-	-	-	631	(3,343)	-	37	37	-	(1,957)	-	1,957
5811 Management Fee	13,905	13,490	13,447	13,447	13,447	13,447	11,533	10,646	8,846	7,583	11,153	11,153	(8,264)	133,832	161,374	27,542
5812 District Oversight Fee	-	-	-	-	(69,048)	-	-	(631)	631	-	2,698	2,698	51,186	(12,467)	70,301	82,768
5814 SPED Encroachment	350	350	630	-	630	630	630	-	-	-	645	645	12,508	17,017	-	(17,017)
5815 Public Relations/Recruitment	-	2,291	6,600	6,667	534	580	599	3,117	538	5,239	3,276	3,276	13,991	46,708	76,800	30,092
	41,095	19,644	26,841	29,761	(47,101)	23,096	19,231	18,841	14,829	22,761	26,085	26,085	95,583	316,751	857,975	541,224
Depreciation																
	-	-	-	-	-	-	-	-	-	-	-	-	-	-	-	-
Interest																
	-	-	-	-	-	-	-	-	-	-	-	-	-	-	-	-
Total Expenses	499,378	501,376	1,116,468	451,790	388,458	473,601	427,235	459,639	491,337	520,930	493,869	633,131	166,550	6,623,763	7,890,356	1,266,594
Monthly Surplus (Deficit)	(475,126)	(300,600)	(899,860)	(138,988)	(33,928)	(29,297)	1,457,873	(146,437)	(332,605)	(350,246)	(199,786)	(339,048)	1,855,883	67,836	178,357	(110,521)



CalOps Monterey Bay

Monthly Cash Flow/Forecast FY24-25

Revised 6/3/25

ADA = 454.33

Cash Flow Adjustments

	Jul-24	Aug-24	Sep-24	Oct-24	Nov-24	Dec-24	Jan-25	Feb-25	Mar-25	Apr-25	May-25	Jun-25	Year-End Accruals
Monthly Surplus (Deficit)	(475,126)	(300,600)	(899,860)	(138,988)	(33,928)	(29,297)	1,457,873	(146,437)	(332,605)	(350,246)	(199,786)	(339,048)	1,855,883
Cash flows from operating activities													
Depreciation/Amortization	-	-	-	-	-	(66,868)	66,868	-	-	-	-	-	(2,022,433)
Public Funding Receivables	2,051,172	28,087	76,522	58,829	-	-	-	-	(53)	50	-	-	-
Grants and Contributions Rec.	-	-	-	-	-	-	-	-	-	-	-	-	-
Due To/From Related Parties	518,040	(1,451,578)	1,104,190	(475,492)	443,740	442,115	393,360	408,539	484,501	480,283	-	(3,000,000)	-
Prepaid Expenses	88,642	2,812	-	(3,307)	27,093	(1,653)	(324)	(708)	(9,365)	(9,300)	-	-	-
Other Assets	-	-	-	-	-	-	-	-	-	-	-	-	-
Accounts Payable	(113,810)	76,768	6,233	(74,146)	-	12,748	(12,749)	4	5,124	(14,128)	-	-	166,550
Accrued Expenses	(14,054)	(407,067)	-	-	(90,840)	-	-	-	(1,800)	-	-	-	-
Other Liabilities	-	-	-	-	-	-	-	-	-	-	-	-	-
Deferred Revenue	13,218	4,040	4,040	7,271	7,271	7,271	7,271	7,271	8,818	7,273	7,273	7,273	(250,587)
Cash flows from investing activities													
Purchases of Prop. And Equip.	-	-	-	-	-	-	-	-	-	-	-	-	-
Notes Receivable	-	-	-	-	-	-	-	-	-	-	-	-	-
Cash flows from financing activities													
Proceeds from Factoring	-	-	-	-	-	-	-	-	-	-	-	-	-
Payments on Factoring	-	-	-	-	-	-	-	-	-	-	-	-	-
Proceeds(Payments) on Debt	-	-	-	-	-	-	-	-	-	-	-	-	-
Total Change in Cash	7,068,082	(2,047,537)	291,125	(625,833)	353,335	364,317	1,912,299	268,669	154,620	113,932	(192,513)	(3,331,775)	
Cash, Beginning of Month	2,134,316	4,202,398	2,154,860	2,445,985	1,820,152	2,173,489	2,537,805	4,450,105	4,718,773	4,873,393	4,987,325	4,794,812	
Cash, End of Month	4,202,398	2,154,860	2,445,985	1,820,152	2,173,489	2,537,805	4,450,105	4,718,773	4,873,393	4,987,325	4,794,812	1,463,037	

Annual Forecast
67,836
192,177
(3)
(652,302)
93,890
52,594
(513,761)
(162,297)

Original Budget Total	Favorable / (Unfav.)
5,213,181	485,072

Cert.	Instr.
77.9%	87.2%

Pupil:Teacher Ratio
20.49

CalOps Central Coast

Monthly Cash Flow/Forecast FY24-25

Revised 5/27/25

ADA = 116.02



	Jul-24	Aug-24	Sep-24	Oct-24	Nov-24	Dec-24	Jan-25	Feb-25	Mar-25	Apr-25	May-25	Jun-25	Year-End Accruals	Annual Forecast	Original Forecast Total	Favorable / (Unfav.)	
ADA = 137.47																	
Revenues																	
State Aid - Revenue Limit																	
8011	LCFF State Aid	42,845	40,783	75,265	75,265	75,265	75,265	10,095	10,095	10,095	10,095	10,094	225,397	735,824	876,343	(140,520)	
8012	Education Protection Account	-	-	6,746	-	-	6,746	-	2,141	-	-	-	7,571	23,204	27,493	(4,289)	
8019	State Aid - Prior Year	-	-	-	-	-	-	(16,158)	(16,158)	(16,158)	(16,158)	(16,158)	-	(80,790)	-	(80,790)	
8096	In Lieu of Property Taxes	-	-	-	-	352,537	-	-	-	-	49,400	49,400	270,452	721,789	843,821	(122,031)	
		42,845	40,783	82,011	75,265	434,548	75,265	(6,063)	(3,922)	(6,063)	43,337	43,336	503,420	1,400,027	1,747,657	(347,630)	
Federal Revenue																	
8181	Special Education - Entitlement	-	-	-	-	-	-	-	-	-	-	-	19,419	19,419	17,871	1,549	
8290	Title I, Part A - Basic Low Income	-	-	-	-	-	-	-	-	-	-	-	-	-	14,751	(14,751)	
8291	Title II, Part A - Teacher Quality	-	-	-	-	-	-	-	-	-	-	-	-	-	2,946	(2,946)	
		-	-	-	-	-	-	-	-	-	-	-	19,419	19,419	35,568	(16,148)	
Other State Revenue																	
8311	State Special Education	5,839	5,839	10,510	-	10,510	10,510	21,020	-	21,000	10,490	5,304	5,304	11,052	117,378	123,238	(5,860)
8550	Mandated Cost	-	-	-	-	4,951	-	-	-	-	-	-	-	4,951	5,019	(68)	
8560	State Lottery	-	-	-	-	-	8,353	-	-	10,627	-	-	-	12,693	31,673	34,229	(2,556)
8598	Prior Year Revenue	-	-	-	-	(6,655)	7,638	-	-	623	-	-	-	1,606	-	1,606	
8599	Other State Revenue	560	560	1,008	1,008	1,008	1,008	492	492	492	492	492	155,560	164,180	55,649	108,531	
		6,399	6,399	11,518	1,008	9,814	27,509	22,028	492	32,742	10,982	5,796	5,796	179,306	319,789	218,135	101,653
Other Local Revenue																	
8660	Interest Revenue	-	1,489	-	3,825	-	6,090	-	-	10,582	877	877	-	23,739	10,521	13,219	
8690	Other Local Revenue	-	-	-	-	344	-	-	-	-	-	-	-	344	-	344	
		-	1,489	-	3,825	-	6,090	-	-	10,582	877	877	-	24,083	10,521	13,563	
Total Revenue		49,244	48,671	93,529	80,098	462,401	103,383	(5,571)	28,820	15,501	50,010	50,009	702,145	1,763,319	2,011,881	(248,563)	
Expenses																	
Certificated Salaries																	
1100	Teachers' Salaries	48,506	43,463	47,496	46,819	47,170	47,408	62,932	62,686	62,957	62,980	62,980	62,980	658,377	600,197	(58,180)	
1175	Teachers' Extra Duty/Stipends	2,265	2,072	111,194	2,020	2,137	2,293	3,368	3,606	3,820	3,909	3,909	3,909	144,550	178,261	33,759	
1200	Pupil Support Salaries	6,204	6,710	19,264	6,683	6,300	6,352	8,804	7,963	8,275	8,465	8,465	8,465	101,950	64,827	(37,123)	
1300	Administrators' Salaries	4,666	5,543	15,664	4,774	5,509	5,529	7,348	7,354	7,181	7,033	7,033	7,033	84,667	82,837	(1,830)	
		61,641	57,788	193,618	60,296	61,116	61,582	82,452	81,609	82,233	82,387	82,387	82,387	989,496	926,121	(63,375)	
Classified Salaries																	
2100	Instructional Salaries	-	-	-	-	-	-	-	-	-	-	-	-	-	4,434	4,434	
2200	Support Salaries	180	180	610	180	180	179	239	239	239	240	284	284	3,035	-	(3,035)	
2300	Classified Administrators' Salaries	2,009	2,009	6,734	1,996	1,248	1,244	1,659	1,659	1,433	1,539	1,539	1,539	24,608	12,775	(11,833)	
2400	Clerical and Office Staff Salaries	798	885	2,571	1,028	956	949	1,295	1,643	1,886	1,919	1,919	1,919	17,768	3,950	(13,818)	
		2,987	3,074	9,915	3,204	2,384	2,372	3,193	3,541	3,558	3,698	3,742	3,742	45,411	21,159	(24,252)	
Benefits																	
3101	STRS	10,756	11,097	15,886	10,510	10,596	10,629	14,198	14,170	14,331	14,193	14,441	14,441	155,247	176,889	21,642	
3301	OASDI	402	431	1,403	394	349	382	595	591	484	578	231	231	6,072	911	(5,161)	
3311	Medicare	906	1,770	2,919	888	888	895	1,198	1,190	1,199	1,203	1,150	1,150	15,357	13,633	(1,723)	
3401	Health and Welfare	(300)	16,352	5,650	10,683	5,490	10,870	7,622	8,857	10,726	13,236	8,103	8,103	105,392	105,892	500	
3501	State Unemployment	24	56	48	7	11	776	703	72	58	31	31	31	1,848	56,204	54,356	
3601	Workers' Compensation	1,181	(65)	-	820	-	-	1,111	1,751	-	879	1,111	1,111	7,899	13,163	5,265	
3901	Other Benefits	1,971	3,944	5,257	2,058	2,003	2,014	2,789	2,927	2,784	2,799	2,799	2,799	34,144	7,518	(26,626)	
		14,940	33,585	31,163	25,360	19,337	25,566	28,216	29,558	29,582	32,919	27,866	27,866	325,958	374,211	48,252	
Books and Supplies																	
4100	Textbooks and Core Materials	598	5,340	1,770	2,779	174	2,073	29	959	1,155	245	138	138	15,398	17,300	1,902	
4200	Books and Reference Materials	-	-	-	-	-	-	-	-	-	-	63	63	126	93,200	93,074	
4302	School Supplies	4,737	61	33	158	36	(10)	37	3	504	334	93	93	6,079	3,400	(2,679)	
4305	Software	19,216	2,465	1,372	2,882	825	598	11	(223)	9,613	300	1,904	1,904	40,868	114,900	74,032	
4310	Office Expense	28	122	1,944	822	510	224	153	1,107	611	967	(17)	(17)	6,455	4,300	(2,155)	
4311	Business Meals	-	191	1	1	66	1	(1)	54	41	74	119	119	666	1,000	334	
4400	Noncapitalized Equipment	65	346	55	(9)	6,690	679	106	1,174	6,494	13,611	-	6,755	35,966	25,100	(10,866)	
		24,644	8,525	5,175	6,633	8,301	3,565	335	3,074	18,418	15,531	2,300	9,055	105,556	259,200	153,644	

CalOps Central Coast

Monthly Cash Flow/Forecast FY24-25

Revised 5/27/25

ADA = 116.02



	Jul-24	Aug-24	Sep-24	Oct-24	Nov-24	Dec-24	Jan-25	Feb-25	Mar-25	Apr-25	May-25	Jun-25	Year-End Accruals	Annual Forecast	Original Forecast Total	Favorable / (Unfav.)
Subagreement Services																
5102 Special Education	94	1,018	-	249	3,212	4,207	7,365	18,655	9,379	22,417	18,065	18,065	-	102,725	91,100	(11,625)
5103 Substitute Teacher	-	-	-	-	-	-	-	-	37	-	32	32	-	101	5,800	5,699
5105 Security	-	-	16	-	-	-	-	7	7	7	6	6	-	48	-	(48)
5106 Other Educational Consultants	640	(640)	-	-	(527)	-	-	-	-	-	4	4	518	-	16,500	16,500
5107 Instructional Services	-	-	-	-	-	-	-	-	-	-	-	-	-	-	3,600	3,600
	734	378	16	249	2,685	4,207	7,365	18,662	9,423	22,424	18,107	18,107	518	102,875	117,000	14,125
Operations and Housekeeping																
5201 Auto and Travel	13	1,956	9,330	317	513	8	-	136	302	690	489	489	-	14,243	3,100	(11,143)
5300 Dues & Memberships	-	4,321	1,706	26	1,486	744	726	2,667	1,629	1,112	959	959	-	16,336	4,200	(12,136)
5400 Insurance	88	559	246	-	1,232	264	264	352	956	352	228	228	-	4,768	2,500	(2,268)
5501 Utilities	-	-	-	-	4	-	-	-	5	30	6	6	-	52	100	48
5502 Janitorial Services	-	18	(2)	-	-	-	-	-	-	(12)	34	34	-	73	300	227
5516 Miscellaneous Expense	-	16	-	-	6	1	-	-	-	-	4	4	-	31	-	(31)
5900 Communications	94	80	87	72	58	453	80	170	375	2,191	191	191	5,591	9,634	400	(9,234)
5901 Postage and Shipping	-	59	-	9	1	-	-	1	5	597	62	62	-	796	4,300	3,504
	195	7,009	11,367	424	3,300	1,470	1,070	3,326	3,272	4,960	1,974	1,974	5,591	45,932	14,900	(31,032)
Facilities, Repairs and Other Leases																
5601 Rent	-	-	-	-	2,982	600	686	686	687	686	549	549	-	7,424	2,000	(5,424)
5602 Additional Rent	-	22	-	-	274	281	121	635	295	159	462	462	-	2,710	900	(1,810)
5603 Equipment Leases	-	-	-	-	-	-	-	-	-	-	39	39	-	79	4,700	4,621
5604 Other Leases	-	-	2,274	-	205	-	-	-	39	-	171	171	-	2,861	100	(2,761)
5610 Repairs and Maintenance	-	19	-	-	-	-	-	-	-	-	52	52	-	124	100	(24)
	-	41	2,274	-	3,461	881	807	1,321	1,021	845	1,273	1,273	-	13,198	7,800	(5,398)
Professional/Consulting Services																
5801 IT	5,952	-	-	992	451	-	886	1,898	-	1,373	1,147	1,147	-	13,847	92,700	78,853
5802 Audit & Taxes	-	-	-	-	459	348	-	-	631	42	-	-	-	1,480	4,700	3,220
5803 Legal	-	214	207	250	170	197	125	7	424	445	295	295	-	2,630	2,300	(330)
5804 Professional Development	130	239	727	269	131	437	578	242	106	201	209	209	-	3,478	18,100	14,622
5805 General Consulting	312	323	272	505	411	933	132	(399)	851	822	235	235	-	4,632	43,400	38,768
5806 Special Activities/Field Trips	-	31	-	147	15	-	1	25	563	426	51	51	3,034	4,344	0	(4,344)
5807 Bank Charges	-	-	-	-	-	-	-	-	-	-	5	5	-	9	700	691
5808 Printing	-	-	-	-	-	10	-	-	-	-	0	0	-	10	-	(10)
5809 Other taxes and fees	21,139	5	60	63	56	58	65	241	1	4	69	69	-	21,830	6,100	(15,730)
5810 Payroll Service Fee	-	-	157	-	-	-	-	211	(1,168)	-	9	9	-	(782)	-	782
5811 Management Fee	3,320	3,113	3,353	3,353	3,353	3,353	2,662	3,549	3,549	1,934	4,000	4,000	8,461	48,000	48,000	-
5812 District Oversight Fee	-	-	-	-	-	-	-	(211)	210	-	433	433	13,135	14,000	17,477	3,476
5814 SPED Encroachment	84	84	152	-	152	152	152	-	-	-	159	159	3,010	4,104	-	(4,104)
5815 Public Relations/Recruitment	-	529	1,544	1,539	124	134	149	802	179	1,746	795	795	3,393	11,728	23,500	11,772
	30,937	4,538	6,472	7,118	5,322	5,622	4,750	6,365	5,346	6,993	7,408	7,408	31,032	129,310	256,977	127,666
Depreciation																
	-	-	-	-	-	-	-	-	-	-	-	-	-	-	-	-
Interest																
	-	-	-	-	-	-	-	-	-	-	-	-	-	-	-	-
Total Expenses	136,078	114,938	260,000	103,284	105,906	105,265	128,188	147,456	152,853	169,757	145,057	151,812	37,142	1,757,736	1,977,368	219,632
Monthly Surplus (Deficit)	(86,834)	(66,267)	(166,471)	(23,186)	(20,827)	357,136	(24,805)	(153,027)	(124,033)	(154,256)	(95,047)	(101,803)	665,003	5,582	34,514	(28,931)



CalOps Central Coast

Monthly Cash Flow/Forecast FY24-25

Revised 5/27/25

ADA = 116.02

Cash Flow Adjustments

	Jul-24	Aug-24	Sep-24	Oct-24	Nov-24	Dec-24	Jan-25	Feb-25	Mar-25	Apr-25	May-25	Jun-25	Year-End Accruals	Annual Forecast
Monthly Surplus (Deficit)	(86,834)	(66,267)	(166,471)	(23,186)	(20,827)	357,136	(24,805)	(153,027)	(124,033)	(154,256)	(95,047)	(101,803)	665,003	5,582
Cash flows from operating activities														
Depreciation/Amortization	-	-	-	-	-	-	-	-	-	-	-	-	-	-
Public Funding Receivables	83,847	-	26,768	-	6,654	-	-	-	-	-	-	-	(702,145)	(584,876)
Grants and Contributions Rec.	-	250	-	-	-	-	-	-	(18)	16	-	-	-	248
Due To/From Related Parties	118,483	(476,601)	256,676	156,213	101,502	100,626	124,572	134,421	154,195	156,193	-	(1,000,000)	-	(173,720)
Prepaid Expenses	20,040	671	-	(763)	6,650	(382)	(108)	(236)	(3,122)	(3,100)	-	-	-	19,650
Other Assets	-	-	-	-	-	-	-	-	-	-	-	-	-	-
Accounts Payable	(23,605)	76,458	(56,438)	(17,977)	-	2,805	(2,804)	1	1,742	(1,743)	-	-	37,142	15,581
Accrued Expenses	849,845	(92,497)	-	-	(853,036)	-	-	3,713	3,713	3,714	-	-	-	(84,548)
Other Liabilities	-	-	-	-	-	-	-	-	-	-	-	-	-	-
Deferred Revenue	-	2,062	1,856	1,856	1,856	1,856	1,856	2,154	1,858	1,858	1,858	1,858	(145,008)	(124,080)
Cash flows from investing activities														
Purchases of Prop. And Equip.	-	-	-	-	-	-	-	-	-	-	-	-	-	-
Notes Receivable	-	-	-	-	-	-	-	-	-	-	-	-	-	-
Cash flows from financing activities														
Proceeds from Factoring	-	-	-	-	-	-	-	-	-	-	-	-	-	-
Payments on Factoring	-	-	-	-	-	-	-	-	-	-	-	-	-	-
Proceeds(Payments) on Debt	-	-	-	-	-	-	-	-	-	-	-	-	-	-
Total Change in Cash	961,776	(555,924)	62,391	116,143	(757,201)	462,042	98,711	(12,974)	34,335	2,682	(93,189)	(1,099,945)		
Cash, Beginning of Month	1,330,337	2,292,113	1,736,189	1,798,580	1,914,723	1,157,523	1,619,565	1,718,276	1,705,302	1,739,637	1,742,319	1,649,130		
Cash, End of Month	2,292,113	1,736,189	1,798,580	1,914,723	1,157,523	1,619,565	1,718,276	1,705,302	1,739,637	1,742,319	1,649,130	549,185		

Original Forecast Total	Favorable / (Unfav.)

Cert.	Instr.
67.5%	84.8%
553,293	85,490

Pupil:Teacher Ratio
19.82

Southern California

Budget vs Actual

For the period ended April 30, 2025

	Current Period Actual	Current Period Budget	Current Period Variance	Current Year Actual	YTD Budget	YTD Budget Variance	Total Budget
Revenue							
State Aid - Revenue Limit							
LCFF Revenue	\$ 98,146	\$ 1,600,004	\$ (1,501,858)	\$ 9,750,387	\$ 12,986,459	\$ (3,236,072)	\$ 17,786,476
Economic Protection Account Funding	0	0	0	570,660	737,947	(167,287)	983,929
State Aid - Prior Year	(381,543)	0	(381,543)	(190,511)	0	(190,511)	0
In Lieu of Property Taxes	3,213,332	3,078,613	134,719	36,264,745	34,768,532	1,496,213	44,004,370
Total State Aid - Revenue Limit	2,929,935	4,678,617	(1,748,682)	46,395,281	48,492,938	(2,097,657)	62,774,775
Federal Revenue							
Federal Special Education - IDEA	0	57,532	(57,532)	0	466,958	(466,958)	639,554
Federal Special Education-Mental Health	0	0	0	87,621	0	87,621	0
Title I, Part A - Basic Low Income	0	0	0	626,118	772,825	(146,707)	772,825
Title II, Part A - Teacher Quality	0	0	0	39,166	138,384	(99,218)	138,384
Title V, Part B - Charter School Grants	0	0	0	16,169	61,655	(45,486)	61,655
Federal - Prior Year Adjustments	0	0	0	302,803	0	302,804	0
Total Federal Revenue	0	57,532	(57,532)	1,071,877	1,439,822	(367,944)	1,612,418
Other State Revenue							
State Special Education - AB602	380,710	396,743	(16,033)	3,473,586	3,220,178	253,408	4,410,409
State - Mandated Cost Reimbursement	0	0	0	178,144	177,172	971	177,172
State - State Lottery	0	306,370	(306,370)	700,166	612,739	87,427	1,224,991
Prior Year Revenues	0	0	0	90,459	0	90,459	0
State - Other State Revenue	18,190	709,638	(691,448)	278,224	2,242,067	(1,963,843)	2,995,982
Total Other State Revenue	398,900	1,412,751	(1,013,851)	4,720,579	6,252,156	(1,531,578)	8,808,554
Other Local Revenue							
Interest Revenue	3,071	5,367	(2,296)	58,604	53,663	4,941	64,395
Other Local Revenue	0	0	0	12,306	0	12,306	0
Total Other Local Revenue	3,071	5,367	(2,296)	70,910	53,663	17,247	64,395
Total Revenue	3,331,906	6,154,267	(2,822,361)	52,258,647	56,238,579	(3,979,932)	73,260,142
Expenses							
Certificated Salaries							
Certificated Teachers' Salaries	1,795,194	1,738,806	56,388	18,440,036	17,388,059	1,051,977	20,865,670
Certificated Teachers' Extra Duties/Stipends	111,455	563,380	(451,924)	5,217,523	5,070,418	147,105	6,197,179
Certificated Pupil Support Salaries	241,265	187,807	53,457	2,985,616	1,878,070	1,107,546	2,253,683
Certificated Supervisors' and Administrators' Salaries	200,652	239,983	(39,331)	2,463,989	2,399,832	64,157	2,879,798
Total Certificated Salaries	2,348,566	2,729,976	(381,410)	29,107,164	26,736,379	2,370,785	32,196,330
Classified Salaries							
Classified Instructional Salaries	0	10,705	(10,705)	0	107,050	(107,050)	154,153
Classified Support Salaries	6,829	0	6,829	86,646	0	86,645	0
Classified Supervisors' and Administrators' Salaries	43,858	30,842	13,016	778,740	308,419	470,323	444,123
Clerical, Technical, and Office Staff Salaries	54,684	9,536	45,148	475,009	95,360	379,647	137,319
Total Classified Salaries	105,371	51,083	54,288	1,340,395	510,829	829,565	735,595
Benefits							
State Teachers' Retirement System, certificated positions	404,508	521,425	(116,917)	4,300,241	5,106,648	(806,406)	6,149,499
OASDI/Medicare/Alternative, certificated positions	16,494	2,639	13,855	196,365	26,393	169,971	31,671
Medicare certificated positions	34,276	40,176	(5,900)	461,697	393,614	68,084	473,965
Health and Welfare Benefits, certificated positions	371,688	306,637	65,051	2,795,516	3,066,375	(270,859)	3,679,650
State Unemployment Insurance, certificated positions	889	11,932	(11,043)	61,067	214,767	(153,700)	238,630
Workers' Compensation Insurance, certificated positions	25,050	38,790	(13,739)	182,735	380,041	(197,306)	457,620
Other Benefits, certificated positions	79,762	22,152	57,608	1,042,425	217,041	825,384	261,347
Total Benefits	932,667	943,751	(11,085)	9,040,046	9,404,879	(364,832)	11,292,382
Books & Supplies							
Textbooks and Core Curricula Materials	6,990	50,950	(43,960)	568,924	509,500	59,424	611,400
Books and Other Reference Materials	0	313,784	(313,783)	0	3,137,833	(3,137,833)	3,765,400
School Supplies	9,912	7,349	2,563	239,657	13,194	226,463	126,900
Software	8,550	397,092	(388,542)	1,471,955	3,970,917	(2,498,962)	4,765,100
Office Expense	29,028	11,775	17,253	244,787	117,750	127,037	141,300
Business Meals	2,128	3,242	(1,114)	26,544	32,416	(5,873)	38,900
Noncapitalized Equipment	387,936	102,301	285,635	898,669	183,651	715,019	1,766,400
Total Books & Supplies	444,544	886,493	(441,948)	3,450,536	7,965,261	(4,514,725)	11,215,400
Subagreement Services							
Special Education	632,136	375,508	256,628	3,069,454	3,755,083	(685,629)	4,506,100
Substitute Teacher	0	10,184	(10,183)	1,060	101,833	(100,773)	122,200
Security	199	0	198	1,228	0	1,227	0
Other Educational Consultants	0	40,106	(40,106)	(18,890)	71,998	(90,887)	692,500
Instructional Services	0	27,308	(27,308)	0	273,084	(273,083)	327,700
Total Subagreement Services	632,335	453,106	179,229	3,052,852	4,201,998	(1,149,145)	5,648,500
Professional/Consulting Services							
IT	42,221	196,467	(154,246)	425,477	1,964,666	(1,539,190)	2,357,600
Audit and Tax	1,197	0	1,197	50,908	177,600	(126,692)	177,600
Legal	32,140	19,900	12,240	(129,666)	199,000	(328,667)	238,800
Professional Development	5,723	68,767	(63,044)	115,387	687,667	(572,279)	825,200
General Consulting	23,412	110,041	(86,629)	142,725	1,100,417	(957,692)	1,320,500
Special Activities	12,956	12,520	435	56,213	22,476	33,737	216,179

Southern California

Budget vs Actual

For the period ended April 30, 2025

	Current Period Actual	Current Period Budget	Current Period Variance	Current Year Actual	YTD Budget	YTD Budget Variance	Total Budget
Bank Charges	243	350	(107)	1,208	3,500	(2,292)	4,200
Printing	0	150	(150)	357	1,500	(1,143)	1,800
Other Taxes and Fees	1,371	6,342	(4,971)	51,077	63,416	(12,340)	76,100
Payroll Service Fee	0	0	0	(17,901)	0	(17,900)	0
Management Fee	70,105	122,100	(51,995)	1,110,549	1,221,003	(110,454)	1,465,203
District Oversight Fee	41,187	46,786	(5,599)	458,941	484,929	(25,988)	627,747
SELPA Fees	0	0	0	28,152	0	28,152	0
Public Relations	49,763	85,809	(36,045)	314,265	858,083	(543,818)	1,029,700
Total Professional/Consulting Services	280,318	669,232	(388,914)	2,607,692	6,784,257	(4,176,566)	8,340,629
Facilities, Repairs & Other Leases							
Rent	20,881	34,308	(13,427)	212,613	343,084	(130,470)	411,700
Additional Rent	4,736	12,108	(7,372)	85,681	121,083	(35,403)	145,300
Equipment Leases	3,180	1,417	1,763	14,058	14,167	(109)	17,000
Other Leases	31,904	13,450	18,454	151,940	134,500	17,440	161,400
Repairs and Maintenance	0	950	(950)	15,847	9,500	6,347	11,400
Total Facilities, Repairs & Other Leases	60,701	62,233	(1,532)	480,139	622,334	(142,195)	746,800
Operations & Housekeeping							
Auto and Travel Expense	12,278	23,475	(11,197)	439,074	234,750	204,325	281,700
Dues & Memberships	58,553	10,817	47,736	437,982	108,166	329,815	129,800
Insurance	10,033	10,300	(267)	159,981	103,000	56,980	123,600
Utilities	1,071	2,150	(1,079)	6,914	21,500	(14,586)	25,800
Janitorial/Trash Removal	583	1,666	(1,083)	14,803	16,667	(1,863)	20,000
Miscellaneous Expense	0	0	0	912	0	912	0
Communications	86,684	2,934	83,750	160,248	29,333	130,914	35,200
Postage and Shipping	18,303	12,358	5,944	32,215	123,584	(91,368)	148,300
Total Operations & Housekeeping	187,505	63,700	123,804	1,252,129	637,000	615,129	764,400
Depreciation							
Depreciation Expense	180	200	(19)	1,807	2,000	(193)	2,400
Total Depreciation	180	200	(19)	1,807	2,000	(193)	2,400
Total Expenses	4,992,187	5,859,774	(867,587)	50,332,760	56,864,937	(6,532,177)	70,942,436
Change in Net Assets	(1,660,282)			1,925,887			
Net Assets, Beginning of Period	20,435,549			16,849,381			
Net Assets, End of Period	\$ 18,775,268			\$ 18,775,268			

Central Valley

Budget vs Actual

For the period ended April 30, 2025

	Current Period Actual	Current Period Budget	Current Period Variance	Current Year Actual	YTD Budget	YTD Budget Variance	Total Budget
Revenue							
State Aid - Revenue Limit							
LCFF Revenue	\$ 606,012	\$ 718,499	\$ (112,488)	\$ 6,074,769	\$ 5,823,933	\$ 250,836	\$ 7,799,332
Economic Protection Account Funding	321,625	0	321,625	1,135,255	2,116,803	(981,548)	3,002,510
State Aid - Prior Year	(2,733)	0	(2,733)	(9,922)	0	(9,922)	0
In Lieu of Property Taxes	0	34,164	(34,163)	359,966	385,292	(25,326)	487,782
Total State Aid - Revenue Limit	924,904	752,663	172,241	7,560,068	8,326,028	(765,960)	11,289,624
Federal Revenue							
Federal Special Education - IDEA	0	9,477	(9,477)	0	76,818	(76,818)	105,250
Title I, Part A - Basic Low Income	64,605	0	64,605	122,998	143,239	(20,241)	143,239
Title II, Part A - Teacher Quality	0	0	0	7,735	22,752	(15,017)	22,752
Title V, Part B - Charter School Grants	299	0	299	3,018	11,187	(8,169)	11,187
Federal - Prior Year Adjustments	0	0	0	60,220	0	60,220	0
Total Federal Revenue	64,904	9,477	55,427	193,971	253,996	(60,025)	282,428
Other State Revenue							
State Special Education - AB602	62,294	65,355	(3,061)	568,406	529,745	38,662	725,808
State - Mandated Cost Reimbursement	0	0	0	28,124	28,251	(128)	28,252
State - State Lottery	63,684	50,378	13,306	113,741	100,756	12,984	201,593
Prior Year Revenues	3,733	0	3,733	11,928	0	11,929	0
State - Other State Revenue	8,724	122,557	(113,833)	45,327	386,293	(340,966)	516,136
Total Other State Revenue	138,435	238,290	(99,855)	767,526	1,045,045	(277,519)	1,471,789
Other Local Revenue							
Interest Revenue	118	0	117	5,271	0	5,271	0
Other Local Revenue	0	0	0	2,025	0	2,025	0
Total Other Local Revenue	118	0	117	7,296	0	7,296	0
Total Revenue	1,128,361	1,000,430	127,930	8,528,861	9,625,069	(1,096,208)	13,043,841
Expenses							
Certificated Salaries							
Certificated Teachers' Salaries	346,524	285,388	61,136	3,304,944	2,853,878	451,066	3,424,653
Certificated Teachers' Extra Duties/Stipends	21,509	92,467	(70,957)	894,175	832,200	61,974	1,017,134
Certificated Pupil Support Salaries	46,559	30,824	15,734	528,684	308,245	220,440	369,894
Certificated Supervisors' and Administrators' Salaries	38,705	39,388	(683)	436,973	393,881	43,092	472,657
Total Certificated Salaries	453,297	448,067	5,230	5,164,776	4,388,204	776,572	5,284,338
Classified Salaries							
Classified Instructional Salaries	0	1,757	(1,757)	0	17,570	(17,571)	25,301
Classified Support Salaries	1,318	0	1,318	15,327	0	15,328	0
Classified Supervisors' and Administrators' Salaries	8,464	5,062	3,402	136,201	50,621	85,581	72,894
Clerical, Technical, and Office Staff Salaries	10,553	1,565	8,988	85,004	15,651	69,352	22,538
Total Classified Salaries	20,335	8,384	11,951	236,532	83,842	152,690	120,733
Benefits							
State Teachers' Retirement System, certificated positions	78,063	85,581	(7,518)	776,174	838,147	(61,973)	1,009,308
OASDI/Medicare/Alternative, certificated positions	3,183	433	2,750	34,776	4,332	30,444	5,198
Medicare certificated positions	6,615	6,594	21	81,452	64,603	16,849	77,791
Health and Welfare Benefits, certificated positions	72,817	50,934	21,883	499,940	509,339	(9,399)	611,207
State Unemployment Insurance, certificated positions	172	11,893	(11,720)	10,923	214,068	(203,145)	237,853
Workers' Compensation Insurance, certificated positions	4,835	6,366	(1,533)	33,476	62,376	(28,899)	75,109
Other Benefits, certificated positions	15,392	3,636	11,757	177,135	35,622	141,512	42,895
Total Benefits	181,077	165,437	15,640	1,613,876	1,728,487	(114,611)	2,059,361
Books & Supplies							
Textbooks and Core Curricula Materials	1,349	7,084	(5,734)	98,026	70,833	27,193	85,000
Books and Other Reference Materials	0	51,450	(51,450)	0	514,500	(514,500)	617,400
School Supplies	1,426	1,636	(210)	41,111	2,131	38,981	9,600
Software	1,650	61,200	(59,550)	232,904	612,000	(379,096)	734,400
Office Expense	5,324	1,600	3,723	39,841	16,000	23,841	19,200
Business Meals	377	483	(106)	2,654	4,833	(2,180)	5,799
Noncapitalized Equipment	74,865	82,841	(7,977)	164,734	107,860	56,874	486,101
Total Books & Supplies	84,991	206,294	(121,304)	579,270	1,328,157	(748,887)	1,957,500
Subagreement Services							
Special Education	166,842	70,617	96,226	573,737	706,166	(132,429)	847,400
Substitute Teacher	0	1,692	(1,692)	205	16,917	(16,712)	20,300
Security	39	0	39	222	0	222	0
Other Educational Consultants	0	135,178	(135,178)	(3,109)	176,002	(179,110)	793,200
Instructional Services	0	2,025	(2,025)	0	20,250	(20,250)	24,300
Total Subagreement Services	166,881	209,512	(42,630)	571,055	919,335	(348,279)	1,685,200
Professional/Consulting Services							
IT	7,553	46,075	(38,522)	69,499	460,750	(391,252)	552,900
Audit and Tax	231	0	231	9,078	62,400	(53,321)	62,400
Legal	2,449	650	1,800	13,018	6,500	6,517	7,800
Professional Development	1,105	9,191	(8,088)	19,162	91,916	(72,754)	110,300
General Consulting	4,518	14,502	(9,983)	25,402	145,017	(119,615)	174,020
Special Activities	2,346	4,778	(2,432)	13,439	6,222	7,217	28,039
Bank Charges	0	92	(92)	0	916	(917)	1,100

Central Valley

Budget vs Actual

For the period ended April 30, 2025

	Current Period Actual	Current Period Budget	Current Period Variance	Current Year Actual	YTD Budget	YTD Budget Variance	Total Budget
Printing	0	25	(25)	56	250	(193)	300
Other Taxes and Fees	20	675	(655)	3,390	6,750	(3,360)	8,100
Payroll Service Fee	0	0	0	(4,160)	0	(4,161)	0
Management Fee	14,170	21,740	(7,570)	198,994	217,398	(18,403)	260,877
District Oversight Fee	0	7,526	(7,527)	0	83,260	(83,260)	112,896
SELPA Fees	0	0	0	4,606	0	4,606	0
Public Relations	9,603	11,325	(1,721)	42,909	113,250	(70,341)	135,900
Total Professional/Consulting Services	41,995	116,579	(74,584)	395,393	1,194,629	(799,237)	1,454,632
Facilities, Repairs & Other Leases							
Rent	3,916	684	3,233	36,765	6,833	29,932	8,200
Additional Rent	873	933	(61)	10,806	9,334	1,472	11,200
Equipment Leases	0	208	(209)	0	2,083	(2,083)	2,500
Other Leases	0	1,342	(1,341)	14,184	13,417	767	16,100
Repairs and Maintenance	0	33	(34)	125	333	(208)	400
Total Facilities, Repairs & Other Leases	4,789	3,200	1,588	61,880	32,000	29,880	38,400
Operations & Housekeeping							
Auto and Travel Expense	1,998	42	1,957	73,118	417	72,701	500
Dues & Memberships	6,116	1,625	4,491	72,437	16,250	56,187	19,500
Insurance	1,936	1,242	694	26,727	12,416	14,311	14,900
Utilities	163	50	113	215	500	(286)	600
Janitorial/Trash Removal	(215)	100	(315)	28	1,000	(971)	1,200
Miscellaneous Expense	0	0	0	38	0	38	0
Communications	14,498	200	14,299	23,910	2,000	21,910	2,400
Postage and Shipping	3,279	2,250	1,029	3,770	22,500	(18,731)	27,000
Total Operations & Housekeeping	27,775	5,509	22,268	200,243	55,083	145,159	66,100
Total Expenses	981,140	1,162,982	(181,841)	8,823,025	9,729,737	(906,713)	12,666,264
Change in Net Assets	147,220			(294,163)			
Net Assets, Beginning of Period	3,353,251			3,794,634			
Net Assets, End of Period	<u>\$ 3,500,471</u>			<u>\$ 3,500,471</u>			

Northern California

Budget vs Actual

For the period ended April 30, 2025

	Current Period Actual	Current Period Budget	Current Period Variance	Current Year Actual	YTD Budget	YTD Budget Variance	Total Budget
Revenue							
State Aid - Revenue Limit							
LCFF Revenue	\$ 847,142	\$ 1,694,421	\$ (847,279)	\$ 10,162,572	\$ 13,737,994	\$ (3,575,422)	\$ 12,762,207
Economic Protection Account Funding	575,649	0	575,649	2,319,539	260,835	2,058,704	6,406,835
State Aid - Prior Year	22,079	0	22,079	37,556	0	37,556	0
In Lieu of Property Taxes	0	204,500	(204,500)	0	2,306,939	(2,306,939)	2,920,439
Total State Aid - Revenue Limit	1,444,870	1,898,921	(454,051)	12,519,667	16,305,768	(3,786,101)	22,089,481
Federal Revenue							
Federal Special Education - IDEA	0	20,352	(20,352)	0	165,004	(165,004)	226,057
Title I, Part A - Basic Low Income	135,690	0	135,690	217,985	236,916	(18,931)	236,916
Title II, Part A - Teacher Quality	0	0	0	13,428	45,289	(31,861)	45,289
Title V, Part B - Charter School Grants	491	0	491	4,957	18,901	(13,944)	18,901
Federal - Prior Year Adjustments	0	0	0	58,632	0	58,632	0
Total Federal Revenue	136,181	20,352	115,829	295,002	466,110	(171,108)	527,163
Other State Revenue							
State Special Education - AB602	134,432	140,344	(5,912)	1,226,480	1,137,878	88,601	1,558,911
State - Mandated Cost Reimbursement	0	0	0	63,837	62,039	1,798	62,039
State - State Lottery	138,309	108,220	30,089	247,018	216,441	30,579	432,987
Prior Year Revenues	8,106	0	8,106	31,591	0	31,590	0
State - Other State Revenue	8,234	218,042	(209,808)	95,436	694,120	(598,684)	927,812
Total Other State Revenue	289,081	466,606	(177,525)	1,664,362	2,110,478	(446,116)	2,981,749
Other Local Revenue							
Interest Revenue	0	2,680	(2,680)	45,313	26,800	18,513	32,160
Other Local Revenue	0	0	0	4,350	0	4,350	0
School Fundraising	0	358	(359)	0	2,900	(2,900)	3,259
Total Other Local Revenue	0	3,038	(3,039)	49,663	29,700	19,963	35,419
Total Revenue	1,870,132	2,388,917	(518,786)	14,528,694	18,912,056	(4,383,362)	25,633,812
Expenses							
Certificated Salaries							
Certificated Teachers' Salaries	692,833	614,908	77,926	6,784,521	6,149,077	635,445	7,378,892
Certificated Teachers' Extra Duties/Stipends	43,019	199,232	(156,214)	1,869,675	1,793,092	76,583	2,191,557
Certificated Pupil Support Salaries	93,117	66,416	26,702	1,091,463	664,156	427,305	796,988
Certificated Supervisors' and Administrators' Salaries	77,423	84,867	(7,445)	901,748	848,672	53,077	1,018,406
Total Certificated Salaries	906,392	965,423	(59,031)	10,647,407	9,454,997	1,192,410	11,385,843
Classified Salaries							
Classified Instructional Salaries	0	3,786	(3,785)	0	37,857	(37,857)	54,514
Classified Support Salaries	2,636	0	2,635	31,660	0	31,660	0
Classified Supervisors' and Administrators' Salaries	16,927	10,906	6,021	282,563	109,068	173,494	157,059
Clerical, Technical, and Office Staff Salaries	21,106	3,373	17,734	174,799	33,724	141,077	48,561
Total Classified Salaries	40,669	18,065	22,605	489,022	180,649	308,374	260,134
Benefits							
State Teachers' Retirement System, certificated positions	156,127	184,396	(28,270)	1,598,697	1,805,904	(207,208)	2,174,696
OASDI/Medicare/Alternative, certificated positions	6,366	933	5,433	71,792	9,333	62,458	11,200
Medicare certificated positions	13,229	14,207	(978)	168,415	139,197	29,219	167,612
Health and Welfare Benefits, certificated positions	145,632	108,488	37,144	1,044,685	1,084,876	(40,191)	1,301,850
State Unemployment Insurance, certificated positions	345	11,931	(11,586)	22,467	214,767	(192,300)	238,630
Workers' Compensation Insurance, certificated positions	9,669	13,718	(4,049)	69,100	134,396	(65,296)	161,832
Other Benefits, certificated positions	30,785	7,834	22,951	365,771	76,754	289,016	92,422
Total Benefits	362,153	341,507	20,645	3,340,927	3,465,227	(124,302)	4,148,242
Books & Supplies							
Textbooks and Core Curricula Materials	2,698	18,533	(15,835)	204,542	185,334	19,209	222,400
Books and Other Reference Materials	0	144,984	(144,983)	0	1,449,833	(1,449,833)	1,739,800
School Supplies	2,719	1,208	1,509	86,914	12,483	74,431	14,900
Software	3,300	140,192	(136,891)	473,079	1,401,917	(928,838)	1,682,300
Office Expense	11,187	4,542	6,645	87,431	45,417	42,014	54,500
Business Meals	844	1,225	(380)	7,086	12,250	(5,164)	14,700
Noncapitalized Equipment	149,730	27,622	122,107	336,091	285,354	50,736	340,600
Total Books & Supplies	170,478	338,306	(167,828)	1,195,143	3,392,588	(2,197,445)	4,069,200
Subagreement Services							
Special Education	263,084	144,200	118,884	1,126,985	1,442,000	(315,014)	1,730,400
Substitute Teacher	0	3,225	(3,225)	409	32,250	(31,841)	38,700
Security	77	9	68	866	84	783	100
Other Educational Consultants	0	17,404	(17,404)	(6,676)	179,791	(186,469)	214,600
Instructional Services	0	4,383	(4,383)	0	43,834	(43,833)	52,600
Total Subagreement Services	263,161	169,221	93,940	1,121,584	1,697,959	(576,374)	2,036,400
Professional/Consulting Services							
IT	15,107	62,708	(47,602)	145,110	627,083	(481,973)	752,500
Audit and Tax	462	0	463	18,696	57,700	(39,004)	57,700
Legal	39,584	4,467	35,117	(109,608)	44,667	(154,274)	53,600
Professional Development	2,209	20,975	(18,766)	39,640	209,750	(170,111)	251,700
General Consulting	9,036	37,533	(28,497)	52,237	375,333	(323,096)	450,400
Special Activities	4,941	0	4,940	80,156	0	80,156	0

Northern California

Budget vs Actual

For the period ended April 30, 2025

	Current Period Actual	Current Period Budget	Current Period Variance	Current Year Actual	YTD Budget	YTD Budget Variance	Total Budget
Bank Charges	102	167	(64)	322	1,667	(1,345)	2,000
Printing	0	50	(50)	121	500	(379)	600
Other Taxes and Fees	40	6,150	(6,110)	6,980	61,500	(54,520)	73,800
Payroll Service Fee	0	0	0	(8,087)	0	(8,087)	0
Management Fee	26,132	42,723	(16,591)	399,307	427,230	(27,923)	512,677
District Oversight Fee	0	18,989	(18,989)	9,384	163,058	(153,674)	220,894
SELPA Fees	0	0	0	9,940	0	9,940	0
Public Relations	19,207	22,600	(3,393)	90,736	226,000	(135,264)	271,200
Total Professional/Consulting Services	116,820	216,362	(99,542)	734,934	2,194,488	(1,459,554)	2,647,071
Facilities, Repairs & Other Leases							
Rent	7,914	2,583	5,331	76,976	25,833	51,143	31,000
Additional Rent	1,745	600	1,144	21,631	6,000	15,631	7,200
Equipment Leases	0	284	(283)	0	2,833	(2,833)	3,400
Other Leases	9,263	6,583	2,680	83,908	65,834	18,074	79,000
Repairs and Maintenance	0	975	(975)	2,482	9,750	(7,267)	11,700
Total Facilities, Repairs & Other Leases	18,922	11,025	7,897	184,997	110,250	74,748	132,300
Operations & Housekeeping							
Auto and Travel Expense	4,539	5,925	(1,386)	162,488	59,250	103,237	71,100
Dues & Memberships	13,555	3,783	9,772	153,729	37,833	115,896	45,400
Insurance	3,873	3,075	797	54,389	30,750	23,639	36,900
Utilities	729	217	513	4,343	2,167	2,176	2,600
Janitorial/Trash Removal	1,022	1,008	14	9,749	10,083	(334)	12,100
Miscellaneous Expense	0	0	0	81	0	81	0
Communications	31,843	984	30,859	65,785	9,833	55,952	11,800
Postage and Shipping	7,104	4,566	2,538	24,202	45,667	(21,464)	54,800
Total Operations & Housekeeping	62,665	19,558	43,107	474,766	195,583	279,183	234,700
Depreciation							
Depreciation Expense	4,671	5,450	(780)	46,705	54,500	(7,796)	65,400
Total Depreciation	4,671	5,450	(780)	46,705	54,500	(7,796)	65,400
Total Expenses	1,945,931	2,084,917	(138,987)	18,235,485	20,746,241	(2,510,756)	24,979,290
Change in Net Assets	(75,799)			(3,706,791)			
Net Assets, Beginning of Period	(229,297)			3,401,695			
Net Assets, End of Period	\$ (305,096)			\$ (305,096)			

North Bay
Budget vs Actual

For the period ended April 30, 2025

	Current Period Actual	Current Period Budget	Current Period Variance	Current Year Actual	YTD Budget	YTD Budget Variance	Total Budget
Revenue							
State Aid - Revenue Limit							
LCFF Revenue	\$ 67,314	\$ 116,318	\$ (49,004)	\$ 867,943	\$ 942,953	\$ (75,010)	\$ 1,338,965
Economic Protection Account Funding	4,227	0	4,227	20,570	23,697	(3,127)	32,686
State Aid - Prior Year	(200)	0	(200)	599	0	599	0
In Lieu of Property Taxes	83,789	50,521	33,268	513,744	569,840	(56,096)	746,291
Total State Aid - Revenue Limit	155,130	166,839	(11,709)	1,402,856	1,536,490	(133,634)	2,117,942
Federal Revenue							
Federal Special Education - IDEA	0	1,849	(1,849)	0	14,990	(14,990)	20,538
Title I, Part A - Basic Low Income	12,920	0	12,920	22,472	32,602	(10,130)	32,602
Title II, Part A - Teacher Quality	0	0	0	1,340	4,749	(3,409)	4,749
Title V, Part B - Charter School Grants	0	0	0	2,500	10,000	(7,500)	10,000
Federal - Prior Year Adjustments	0	0	0	17,248	0	17,248	0
Total Federal Revenue	12,920	1,849	11,071	43,560	62,341	(18,781)	67,889
Other State Revenue							
State Special Education - AB602	12,709	12,751	(42)	115,964	103,372	12,591	141,627
State - Mandated Cost Reimbursement	0	0	0	6,281	5,945	337	5,944
State - State Lottery	0	9,831	(9,831)	10,379	19,662	(9,283)	39,337
Prior Year Revenues	0	0	0	2,580	0	2,580	0
State - Other State Revenue	776	30,098	(29,322)	19,015	94,050	(75,035)	125,618
Total Other State Revenue	13,485	52,680	(39,195)	154,219	223,029	(68,810)	312,526
Other Local Revenue							
Interest Revenue	17	10	7	2,803	101	2,702	122
Other Local Revenue	0	0	0	409	0	408	0
Total Other Local Revenue	17	10	7	3,212	101	3,110	122
Total Revenue	181,552	221,378	(39,826)	1,603,847	1,821,961	(218,115)	2,498,479
Expenses							
Certificated Salaries							
Certificated Teachers' Salaries	62,981	55,901	7,080	635,157	559,007	76,150	670,808
Certificated Teachers' Extra Duties/Stipends	3,909	18,112	(14,203)	177,346	163,008	14,338	199,233
Certificated Pupil Support Salaries	8,465	6,038	2,427	102,373	60,378	41,994	72,453
Certificated Supervisors' and Administrators' Salaries	7,039	7,715	(675)	84,503	77,152	7,352	92,583
Total Certificated Salaries	82,394	87,766	(5,371)	999,379	859,545	139,834	1,035,077
Classified Salaries							
Classified Instructional Salaries	0	344	(345)	0	3,442	(3,442)	4,955
Classified Support Salaries	240	0	240	2,970	0	2,970	0
Classified Supervisors' and Administrators' Salaries	1,539	991	547	26,611	9,915	16,696	14,279
Clerical, Technical, and Office Staff Salaries	1,919	307	1,613	16,326	3,066	13,260	4,414
Total Classified Salaries	3,698	1,642	2,055	45,907	16,423	29,484	23,648
Benefits							
State Teachers' Retirement System, certificated positions	14,192	16,763	(2,571)	149,546	164,173	(14,626)	197,700
OASDI/Medicare/Alternative, certificated positions	579	85	494	6,730	848	5,881	1,018
Medicare certificated positions	1,203	1,292	(89)	15,811	12,655	3,156	15,237
Health and Welfare Benefits, certificated positions	13,236	9,862	3,374	96,490	98,625	(2,134)	118,350
State Unemployment Insurance, certificated positions	31	3,127	(3,095)	2,099	56,275	(54,177)	62,528
Workers' Compensation Insurance, certificated positions	879	1,247	(369)	6,321	12,218	(5,896)	14,712
Other Benefits, certificated positions	2,799	712	2,087	34,298	6,977	27,320	8,402
Total Benefits	32,919	33,088	(169)	311,295	351,771	(40,476)	417,947
Books & Supplies							
Textbooks and Core Curricula Materials	245	1,516	(1,271)	19,366	15,167	4,200	18,200
Books and Other Reference Materials	0	20,700	(20,700)	0	207,000	(207,000)	248,400
School Supplies	334	151	183	8,515	1,358	7,156	46,200
Software	300	12,733	(12,433)	42,926	127,333	(84,407)	152,800
Office Expense	968	308	659	7,712	3,084	4,628	3,700
Business Meals	62	17	46	548	166	382	200
Noncapitalized Equipment	13,612	96	13,516	30,892	867	30,024	29,500
Total Books & Supplies	15,521	35,521	(20,000)	109,959	354,975	(245,017)	499,000
Subagreement Services							
Special Education	26,587	10,967	15,620	92,878	109,667	(16,788)	131,600
Substitute Teacher	0	291	(291)	37	2,917	(2,880)	3,500
Security	7	0	7	43	0	43	0
Other Educational Consultants	0	82	(82)	(628)	735	(1,363)	25,000
Instructional Services	0	400	(400)	0	4,000	(4,000)	4,800
Total Subagreement Services	26,594	11,740	14,854	92,330	117,319	(24,988)	164,900
Professional/Consulting Services							
IT	1,373	6,325	(4,951)	13,308	63,250	(49,942)	75,900
Audit and Tax	42	0	42	1,749	5,400	(3,651)	5,400
Legal	445	308	137	3,121	3,083	38	3,700
Professional Development	201	1,800	(1,600)	3,724	18,000	(14,276)	21,600
General Consulting	822	5,592	(4,770)	4,879	55,917	(51,038)	67,100
Special Activities	426	0	427	1,267	0	1,267	0
Bank Charges	4	25	(21)	33	250	(217)	300

North Bay

Budget vs Actual

For the period ended April 30, 2025

	Current Period Actual	Current Period Budget	Current Period Variance	Current Year Actual	YTD Budget	YTD Budget Variance	Total Budget
Printing	0	8	(9)	12	83	(72)	100
Other Taxes and Fees	4	633	(629)	650	6,333	(5,682)	7,600
Payroll Service Fee	0	0	0	(720)	0	(720)	0
Management Fee	2,571	4,164	(1,593)	37,966	41,642	(3,675)	49,970
District Oversight Fee	0	1,669	(1,669)	0	15,365	(15,365)	21,179
SELPA Fees	0	0	0	940	0	940	0
Public Relations	1,746	1,883	(137)	8,190	18,833	(10,644)	22,600
Total Professional/Consulting Services	7,634	22,407	(14,773)	75,119	228,156	(153,037)	275,449
Facilities, Repairs & Other Leases							
Rent	727	450	277	7,167	4,500	2,667	5,400
Additional Rent	159	67	92	1,986	667	1,319	800
Equipment Leases	0	408	(409)	0	4,083	(4,083)	4,900
Other Leases	(300)	8	(308)	3,871	83	3,788	100
Repairs and Maintenance	0	17	(17)	25	167	(142)	200
Total Facilities, Repairs & Other Leases	586	950	(365)	13,049	9,500	3,549	11,400
Operations & Housekeeping							
Auto and Travel Expense	347	8	340	14,045	83	13,962	100
Dues & Memberships	1,112	450	662	14,804	4,500	10,304	5,400
Insurance	352	259	94	5,174	2,583	2,591	3,100
Utilities	30	0	29	40	0	39	0
Janitorial/Trash Removal	(18)	33	(51)	5	334	(328)	400
Communications	2,891	42	2,849	4,743	416	4,326	500
Postage and Shipping	596	425	171	693	4,250	(3,556)	5,100
Total Operations & Housekeeping	5,310	1,217	4,094	39,504	12,166	27,338	14,600
Total Expenses	174,656	194,331	(19,675)	1,686,542	1,949,855	(263,313)	2,442,021
Change in Net Assets	6,896			(82,696)			
Net Assets, Beginning of Period	809,661			899,253			
Net Assets, End of Period	\$ 816,557			\$ 816,557			

Monterey Bay

Budget vs Actual

For the period ended April 30, 2025

	Current Period Actual	Current Period Budget	Current Period Variance	Current Year Actual	YTD Budget	YTD Budget Variance	Total Budget
Revenue							
State Aid - Revenue Limit							
LCFF Revenue	\$ 84,556	\$ 305,961	\$ (221,405)	\$ 2,040,059	\$ 2,481,631	\$ (441,572)	\$ 3,399,520
Economic Protection Account Funding	8,426	0	8,426	64,463	84,003	(19,540)	112,004
State Aid - Prior Year	(15,517)	0	(15,517)	(31,034)	0	(31,034)	0
In Lieu of Property Taxes	0	246,304	(246,304)	1,455,280	2,779,642	(1,324,362)	3,518,552
Total State Aid - Revenue Limit	77,465	552,265	(474,800)	3,528,768	5,345,276	(1,816,508)	7,030,076
Federal Revenue							
Federal Special Education - IDEA	0	6,552	(6,552)	0	53,146	(53,146)	72,803
Title I, Part A - Basic Low Income	0	0	0	0	45,923	(45,923)	45,923
Title II, Part A - Teacher Quality	0	0	0	0	9,763	(9,763)	9,763
Total Federal Revenue	0	6,552	(6,552)	0	108,832	(108,832)	128,489
Other State Revenue							
State Special Education - AB602	43,574	45,186	(1,612)	397,577	366,496	31,081	502,053
State - Mandated Cost Reimbursement	0	0	0	21,030	20,752	278	20,752
State - State Lottery	44,774	34,860	9,914	79,967	69,722	10,245	139,445
Prior Year Revenues	2,625	0	2,624	9,455	0	9,455	0
State - Other State Revenue	1,988	54,923	(52,935)	29,575	177,649	(148,074)	237,612
Total Other State Revenue	92,961	134,969	(42,009)	537,604	634,619	(97,015)	899,862
Other Local Revenue							
Interest Revenue	258	857	(598)	13,226	8,572	4,654	10,286
Other Local Revenue	0	0	0	1,400	0	1,400	0
Total Other Local Revenue	258	857	(598)	14,626	8,572	6,054	10,286
Total Revenue	170,684	694,643	(523,959)	4,080,998	6,097,299	(2,016,301)	8,068,713
Expenses							
Certificated Salaries							
Certificated Teachers' Salaries	188,943	197,124	(8,181)	1,988,420	1,971,235	17,185	2,365,482
Certificated Teachers' Extra Duties/Stipends	11,731	63,868	(52,137)	572,750	574,819	(2,069)	702,557
Certificated Pupil Support Salaries	25,396	21,291	4,105	324,082	212,912	111,170	255,494
Certificated Supervisors' and Administrators' Salaries	21,125	27,207	(6,082)	267,416	272,062	(4,646)	326,474
Total Certificated Salaries	247,195	309,490	(62,295)	3,152,668	3,031,028	121,640	3,650,007
Classified Salaries							
Classified Instructional Salaries	0	1,213	(1,213)	0	12,136	(12,136)	17,476
Classified Support Salaries	719	0	719	9,411	0	9,412	0
Classified Supervisors' and Administrators' Salaries	4,616	3,497	1,120	84,915	34,964	49,950	50,349
Clerical, Technical, and Office Staff Salaries	5,757	1,081	4,675	51,375	10,811	40,564	15,567
Total Classified Salaries	11,092	5,791	5,301	145,701	57,911	87,790	83,392
Benefits							
State Teachers' Retirement System, certificated positions	42,580	59,112	(16,533)	471,829	578,926	(107,097)	697,152
OASDI/Medicare/Alternative, certificated positions	1,736	300	1,437	21,311	2,992	18,319	3,590
Medicare certificated positions	3,608	4,554	(946)	50,192	44,623	5,569	53,732
Health and Welfare Benefits, certificated positions	39,718	34,778	4,940	316,640	347,783	(31,143)	417,340
State Unemployment Insurance, certificated positions	94	10,213	(10,119)	6,607	183,835	(177,228)	204,261
Workers' Compensation Insurance, certificated positions	2,637	4,398	(1,761)	19,609	43,084	(23,475)	51,879
Other Benefits, certificated positions	8,396	2,511	5,885	108,645	24,606	84,039	29,628
Total Benefits	98,769	115,866	(17,097)	994,833	1,225,849	(231,016)	1,457,582
Books & Supplies							
Textbooks and Core Curricula Materials	736	5,134	(4,398)	62,344	51,333	11,011	61,600
Books and Other Reference Materials	0	34,800	(34,800)	0	348,000	(348,000)	417,600
School Supplies	853	267	586	24,200	2,588	21,612	39,500
Software	900	41,575	(40,675)	153,660	415,750	(262,090)	498,900
Office Expense	2,904	1,183	1,720	24,480	11,833	12,647	14,200
Business Meals	188	350	(161)	1,275	3,500	(2,225)	4,200
Noncapitalized Equipment	40,836	1,186	39,650	96,455	11,464	84,991	175,000
Total Books & Supplies	46,417	84,495	(38,078)	362,414	844,468	(482,054)	1,211,000
Subagreement Services							
Special Education	75,206	38,675	36,532	344,857	386,750	(41,893)	464,100
Substitute Teacher	0	1,033	(1,034)	111	10,333	(10,222)	12,400
Security	21	0	21	133	0	133	0
Other Educational Consultants	0	468	(468)	(2,151)	4,527	(6,677)	69,100
Instructional Services	0	2,192	(2,192)	0	21,916	(21,917)	26,300
Total Subagreement Services	75,227	42,368	32,859	342,950	423,526	(80,576)	571,900
Professional/Consulting Services							
IT	4,120	18,733	(14,613)	44,284	187,334	(143,050)	224,800
Audit and Tax	126	0	126	5,514	22,400	(16,885)	22,400
Legal	1,336	833	503	7,953	8,333	(381)	10,000
Professional Development	603	6,400	(5,798)	11,828	64,000	(52,172)	76,800
General Consulting	2,464	16,117	(13,652)	15,354	161,167	(145,812)	193,400
Special Activities	1,280	0	1,280	3,874	0	3,874	0
Bank Charges	0	8	(9)	0	83	(84)	100
Printing	0	17	(16)	39	167	(128)	200
Other Taxes and Fees	10	1,817	(1,806)	2,057	18,166	(16,109)	21,800

Monterey Bay

Budget vs Actual

For the period ended April 30, 2025

	Current Period Actual	Current Period Budget	Current Period Variance	Current Year Actual	YTD Budget	YTD Budget Variance	Total Budget
Payroll Service Fee	0	0	0	(2,032)	0	(2,032)	0
Management Fee	7,583	13,447	(5,865)	119,789	134,479	(14,690)	161,374
District Oversight Fee	0	5,523	(5,523)	(69,049)	53,453	(122,501)	70,301
SELPA Fees	0	0	0	3,220	0	3,220	0
Public Relations	5,239	6,400	(1,161)	26,164	64,000	(37,837)	76,800
Total Professional/Consulting Services	22,761	69,295	(46,534)	168,995	713,582	(544,587)	857,975
Facilities, Repairs & Other Leases							
Rent	2,221	875	1,346	23,482	8,750	14,732	10,500
Additional Rent	476	158	318	6,192	1,583	4,609	1,900
Equipment Leases	0	25	(25)	0	250	(250)	300
Other Leases	0	42	(42)	9,754	417	9,338	500
Repairs and Maintenance	0	25	(25)	82	250	(169)	300
Total Facilities, Repairs & Other Leases	2,697	1,125	1,572	39,510	11,250	28,260	13,500
Operations & Housekeeping							
Auto and Travel Expense	1,219	33	1,185	41,583	333	41,250	400
Dues & Memberships	3,336	1,200	2,136	45,700	12,000	33,700	14,400
Insurance	1,056	884	173	18,303	8,833	9,470	10,600
Utilities	89	50	39	121	500	(380)	600
Janitorial/Trash Removal	(59)	116	(175)	15	1,167	(1,151)	1,400
Miscellaneous Expense	0	0	0	26	0	26	0
Communications	9,343	142	9,201	15,288	1,417	13,872	1,700
Postage and Shipping	1,788	1,325	463	2,105	13,250	(11,146)	15,900
Total Operations & Housekeeping	16,772	3,750	13,022	123,141	37,500	85,641	45,000
Total Expenses	520,930	632,180	(111,250)	5,330,212	6,345,114	(1,014,902)	7,890,356
Change in Net Assets	(350,246)			(1,249,214)			
Net Assets, Beginning of Period	(580,121)			318,847			
Net Assets, End of Period	\$ (930,367)			\$ (930,367)			

Central Coast

Budget vs Actual

For the period ended April 30, 2025

	Current Period Actual	Current Period Budget	Current Period Variance	Current Year Actual	YTD Budget	YTD Budget Variance	Total Budget
Revenue							
State Aid - Revenue Limit							
LCFF Revenue	\$ 10,095	\$ 78,873	\$ (68,778)	\$ 490,238	\$ 639,725	\$ (149,487)	\$ 876,343
Economic Protection Account Funding	0	0	0	15,633	20,621	(4,988)	27,494
State Aid - Prior Year	(16,158)	0	(16,158)	(48,474)	0	(48,474)	0
In Lieu of Property Taxes	0	59,069	(59,069)	352,537	666,613	(314,076)	843,820
Total State Aid - Revenue Limit	(6,063)	137,942	(144,005)	809,934	1,326,959	(517,025)	1,747,657
Federal Revenue							
Federal Special Education - IDEA	0	1,608	(1,608)	0	13,045	(13,045)	17,871
Title I, Part A - Basic Low Income	0	0	0	0	14,751	(14,751)	14,751
Title II, Part A - Teacher Quality	0	0	0	0	2,946	(2,946)	2,946
Total Federal Revenue	0	1,608	(1,608)	0	30,742	(30,742)	35,568
Other State Revenue							
State Special Education - AB602	10,490	11,092	(602)	95,718	89,963	5,755	123,238
State - Mandated Cost Reimbursement	0	0	0	4,951	5,019	(68)	5,019
State - State Lottery	0	8,557	(8,557)	18,980	17,115	1,865	34,229
Prior Year Revenues	0	0	0	1,606	0	1,607	0
State - Other State Revenue	492	12,813	(12,321)	7,636	41,599	(33,964)	55,649
Total Other State Revenue	10,982	32,462	(21,480)	128,891	153,696	(24,805)	218,135
Other Local Revenue							
Interest Revenue	10,582	877	9,706	21,987	8,767	13,219	10,521
Other Local Revenue	0	0	0	343	0	344	0
Total Other Local Revenue	10,582	877	9,706	22,330	8,767	13,563	10,521
Total Revenue	15,501	172,889	(157,387)	961,155	1,520,164	(559,009)	2,011,881
Expenses							
Certificated Salaries							
Certificated Teachers' Salaries	62,980	50,016	12,963	532,417	500,164	32,253	600,197
Certificated Teachers' Extra Duties/Stipends	3,909	16,206	(12,296)	136,685	145,850	(9,165)	178,261
Certificated Pupil Support Salaries	8,465	5,402	3,063	85,020	54,022	30,998	64,826
Certificated Supervisors' and Administrators' Salaries	7,033	6,903	130	70,600	69,031	1,569	82,837
Total Certificated Salaries	82,387	78,527	3,860	824,722	769,067	55,655	926,121
Classified Salaries							
Classified Instructional Salaries	0	308	(308)	0	3,079	(3,079)	4,434
Classified Support Salaries	240	0	240	2,467	0	2,467	0
Classified Supervisors' and Administrators' Salaries	1,539	887	651	21,529	8,872	12,658	12,775
Clerical, Technical, and Office Staff Salaries	1,919	275	1,645	13,931	2,743	11,187	3,950
Total Classified Salaries	3,698	1,470	2,228	37,927	14,694	23,233	21,159
Benefits							
State Teachers' Retirement System, certificated positions	14,193	14,998	(806)	126,365	146,891	(20,526)	176,890
OASDI/Medicare/Alternative, certificated positions	578	76	503	5,610	760	4,850	911
Medicare certificated positions	1,203	1,156	47	13,054	11,322	1,732	13,633
Health and Welfare Benefits, certificated positions	13,236	8,824	4,412	89,185	88,243	942	105,892
State Unemployment Insurance, certificated positions	31	2,810	(2,779)	1,790	50,584	(48,794)	56,204
Workers' Compensation Insurance, certificated positions	879	1,116	(237)	5,676	10,931	(5,256)	13,163
Other Benefits, certificated positions	2,799	637	2,161	28,545	6,244	22,302	7,518
Total Benefits	32,919	29,617	3,301	270,225	314,975	(44,750)	374,211
Books & Supplies							
Textbooks and Core Curricula Materials	245	1,442	(1,196)	15,121	14,416	705	17,300
Books and Other Reference Materials	0	7,767	(7,767)	0	77,667	(77,667)	93,200
School Supplies	334	26	307	5,893	192	5,701	3,400
Software	300	9,575	(9,275)	37,059	95,750	(58,691)	114,900
Office Expense	968	359	610	6,486	3,583	2,903	4,300
Business Meals	74	83	(9)	429	834	(405)	1,000
Noncapitalized Equipment	13,611	196	13,416	29,214	1,417	27,796	25,100
Total Books & Supplies	15,532	19,448	(3,914)	94,202	193,859	(99,658)	259,200
Subagreement Services							
Special Education	22,417	7,591	14,824	66,593	75,917	(9,323)	91,100
Substitute Teacher	0	484	(483)	38	4,833	(4,796)	5,800
Security	7	0	7	37	0	37	0
Other Educational Consultants	0	128	(129)	(528)	933	(1,460)	16,500
Instructional Services	0	300	(300)	0	3,000	(3,000)	3,600
Total Subagreement Services	22,424	8,503	13,919	66,140	84,683	(18,542)	117,000
Professional/Consulting Services							
IT	1,373	7,725	(6,351)	11,553	77,250	(65,697)	92,700
Audit and Tax	42	0	42	1,479	4,700	(3,220)	4,700
Legal	445	192	253	2,041	1,916	123	2,300
Professional Development	201	1,508	(1,307)	3,059	15,084	(12,024)	18,100
General Consulting	822	3,617	(2,795)	4,162	36,166	(32,004)	43,400
Special Activities	426	0	426	1,209	0	1,208	0
Bank Charges	0	58	(58)	0	584	(583)	700
Printing	0	0	0	9	0	10	0
Other Taxes and Fees	4	509	(505)	21,692	5,083	16,609	6,100

Central Coast

Budget vs Actual

For the period ended April 30, 2025

	Current Period Actual	Current Period Budget	Current Period Variance	Current Year Actual	YTD Budget	YTD Budget Variance	Total Budget
Payroll Service Fee	0	0	0	(800)	0	(801)	0
Management Fee	1,934	4,000	(2,066)	31,538	40,000	(8,462)	48,000
District Oversight Fee	0	1,379	(1,379)	0	13,269	(13,269)	17,476
SELPA Fees	0	0	0	776	0	776	0
Public Relations	1,746	1,958	(212)	6,745	19,584	(12,839)	23,500
Total Professional/Consulting Services	6,993	20,946	(13,952)	83,463	213,636	(130,173)	256,976
Facilities, Repairs & Other Leases							
Rent	686	167	519	6,327	1,666	4,661	2,000
Additional Rent	159	75	84	1,787	750	1,037	900
Equipment Leases	0	392	(392)	0	3,917	(3,917)	4,701
Other Leases	0	8	(8)	2,519	83	2,435	99
Repairs and Maintenance	0	8	(9)	18	84	(64)	100
Total Facilities, Repairs & Other Leases	845	650	194	10,651	6,500	4,152	7,800
Operations & Housekeeping							
Auto and Travel Expense	690	259	433	13,267	2,583	10,683	3,100
Dues & Memberships	1,112	350	762	14,416	3,500	10,916	4,200
Insurance	352	208	143	4,313	2,083	2,229	2,500
Utilities	30	8	22	38	84	(44)	100
Janitorial/Trash Removal	(12)	25	(37)	5	250	(245)	300
Miscellaneous Expense	0	0	0	22	0	21	0
Communications	2,191	34	2,158	3,661	333	3,328	400
Postage and Shipping	597	358	238	671	3,583	(2,912)	4,300
Total Operations & Housekeeping	4,960	1,242	3,719	36,393	12,416	23,976	14,900
Total Expenses	169,758	160,403	9,355	1,423,723	1,609,830	(186,107)	1,977,367
Change in Net Assets	(154,256)			(462,568)			
Net Assets, Beginning of Period	(51,710)			256,601			
Net Assets, End of Period	\$ (205,967)			\$ (205,967)			

California Online Public Schools

Statement of Financial Position

April 30, 2025

	Southern California	Central Valley	Northern California	North Bay	Monterey Bay	Central Coast	Total
Assets							
Current Assets							
Cash & Cash Equivalents	\$ 9,601,282	\$ 8,244,755	\$ 11,203,217	\$ 2,117,974	\$ 4,987,325	\$ 1,742,319	\$ 37,896,872
Accounts Receivable	128	6	11	1	3	1	149
Public Funding Receivables	319,357	1,090,425	82,356	0	264,953	43,940	1,801,031
Due To/From Related Parties	19,682,042	(3,916,793)	(7,828,764)	(724,967)	(5,507,629)	(1,703,889)	0
Prepaid Expenses	461,750	65,391	165,181	12,389	39,810	11,328	755,850
Total Current Assets	30,064,559	5,483,784	3,622,001	1,405,397	(215,538)	93,699	40,453,902
Long-term Assets							
Property & Equipment, Net	18,068	0	42,034	0	0	0	60,101
Right-of-Use Asset, Net	1,085,442	140,056	367,651	35,013	105,043	17,508	1,750,714
Deposits	21,287	100	0	0	0	0	21,387
Total Long-term Assets	1,124,797	140,156	409,685	35,013	105,043	17,508	1,832,202
Total Assets	\$ 31,189,356	\$ 5,623,940	\$ 4,031,686	\$ 1,440,410	\$ (110,495)	\$ 111,207	\$ 42,286,104
Liabilities							
Current Liabilities							
Accounts Payable	\$ (676)	\$ 0	\$ 0	\$ 0	\$ (9,000)	\$ 0	\$ (9,676)
Accrued Liabilities	1,204,957	238,767	568,505	151,307	109,864	46,457	2,319,857
Deferred Revenue	10,113,052	1,743,185	3,396,794	437,167	612,870	253,026	16,556,095
Operating Lease Liability, Current Portion	215,197	27,769	72,890	6,942	20,827	3,472	347,095
Total Current Liabilities	11,532,530	2,009,721	4,038,189	595,416	734,561	302,955	19,213,371
Long-term Liabilities							
Operating Lease Liability, Net of Current Portion	881,559	113,749	298,592	28,437	85,311	14,218	1,421,867
Total Long-term Liabilities	881,559	113,749	298,592	28,437	85,311	14,218	1,421,867
Total Liabilities	12,414,089	2,123,470	4,336,781	623,853	819,872	317,173	20,635,238
Net Assets, End of Period	18,775,268	3,500,471	(305,096)	816,557	(930,367)	(205,967)	21,650,866
Liabilities & Net Assets	\$ 31,189,356	\$ 5,623,940	\$ 4,031,686	\$ 1,440,410	\$ (110,495)	\$ 111,207	\$ 42,286,104

California Online Public Schools**Statement of Cash Flows**

For the period ended April 30, 2025

	Southern California	Central Valley	Northern California	North Bay	Monterey Bay	Central Coast	Total
Cash Flows from Operating Activities							
Change in Net Assets	\$ (1,660,282)	\$ 147,220	\$ (75,799)	\$ 6,896	\$ (350,246)	\$ (154,256)	\$ (2,086,467)
Adjustments							
Depreciation	181	0	4,671	0	0	0	4,851
(Increase) Decrease in Operating Assets							
Public Funding Receivables	477,045	(404,463)	0	0	0	0	72,582
Grants, Contributions & Pledges Receivable	474	91	183	17	50	16	832
Due from Related Parties	(3,407,375)	882,382	1,730,862	157,656	480,283	156,193	0
Prepaid Expenses	(88,350)	(17,050)	(34,100)	(3,100)	(9,300)	(3,100)	(155,000)
Increase (Decrease) in Operating Liabilities							
Accounts Payable	(70,207)	(15,711)	(20,077)	(1,588)	(14,128)	(1,743)	(123,452)
Accrued Expenses	588,148	0	0	0	0	3,714	591,861
Deferred Revenue	69,123	24,476	24,161	2,277	7,273	1,858	129,168
Total Cash Flows from Operating Activities	(4,091,243)	616,945	1,629,901	162,158	113,932	2,682	(1,565,625)
Change in Cash and Cash Equivalents	(4,091,243)	616,945	1,629,901	162,158	113,932	2,682	(1,565,625)
Cash & Cash Equivalents, Beginning of Period	13,692,525	7,627,810	9,573,315	1,955,816	4,873,393	1,739,637	39,462,497
Cash & Cash Equivalents, End of Period	\$ 9,601,282	\$ 8,244,755	\$ 11,203,217	\$ 2,117,974	\$ 4,987,325	\$ 1,742,319	\$ 37,896,872

Southern California
Accounts Payable Aging

For the period ended April 30, 2025

Vendor Name	Invoice/Credit Number	Date Due	Current	1 - 30 Days Past Due	31 - 60 Days Past Due	61 - 90 Days Past Due	Over 90 Days Past Due	Total
San Diego Gas & Electric-1889	SAND030625-1889	03/26/2025	\$ -	\$ -	\$ (676)	\$ -	\$ -	\$ (676)
Total Outstanding Invoices			\$ -	\$ -	\$ (676)	\$ -	\$ -	\$ (676)

Central Valley

Accounts Payable Aging

For the period ended April 30, 2025

Vendor Name	Invoice/Credit Number	Date Due	Current	1 - 30 Days Past Due	31 - 60 Days Past Due	61 - 90 Days Past Due	Over 90 Days Past Due	Total
-------------	-----------------------	----------	---------	-------------------------	--------------------------	--------------------------	--------------------------	-------

Total Outstanding Invoices

\$	-	\$	-	\$	-	\$	-	\$	-
----	---	----	---	----	---	----	---	----	---

Northern California

Accounts Payable Aging

For the period ended April 30, 2025

Vendor Name	Invoice/Credit Number	Date Due	Current	1 - 30 Days Past Due	31 - 60 Days Past Due	61 - 90 Days Past Due	Over 90 Days Past Due	Total
Total Outstanding Invoices			\$ -	\$ -	\$ -	\$ -	\$ -	\$ -

North Bay

Accounts Payable Aging

For the period ended April 30, 2025

Vendor Name	Invoice/Credit Number	Date Due	Current	1 - 30 Days Past Due	31 - 60 Days Past Due	61 - 90 Days Past Due	Over 90 Days Past Due	Total
-------------	-----------------------	----------	---------	-------------------------	--------------------------	--------------------------	--------------------------	-------

Total Outstanding Invoices

\$	-	\$	-	\$	-	\$	-	\$	-
----	---	----	---	----	---	----	---	----	---

Monterey Bay

Accounts Payable Aging

For the period ended April 30, 2025

Vendor Name	Invoice/Credit Number	Date Due	Current	1 - 30 Days Past Due	31 - 60 Days Past Due	61 - 90 Days Past Due	Over 90 Days Past Due	Total
Effectual Educational Consulting Services	010417	05/28/2025	\$ (9,000)	\$ -	\$ -	\$ -	\$ -	(9,000)
Total Outstanding Invoices			\$ (9,000)	\$ -	\$ -	\$ -	\$ -	(9,000)

Central Coast

Accounts Payable Aging

For the period ended April 30, 2025

Vendor Name	Invoice/Credit Number	Date Due	Current	1 - 30 Days Past Due	31 - 60 Days Past Due	61 - 90 Days Past Due	Over 90 Days Past Due	Total
Total Outstanding Invoices			\$ -	\$ -	\$ -	\$ -	\$ -	\$ -

Southern California

Check Register

For the period ended April 30, 2025

Check Number	Vendor Name	Transaction Description	Check Date	Check Amount
13793	Adapted Childs Play LLC	SpEd Svcs - 02/25	04/03/2025	\$ 379.30
13794	Alena Liamachka	Grad Nite Ticket Refund ST: 13902	04/03/2025	248.00
13795	AspirEDU Inc.	Subscription - 02/18/25-06/16/25	04/03/2025	1,959.12
13796	Behavioral Autism Therapies	SpEd Svcs - 02/25	04/03/2025	110.00
13797	Breanna Burns	ISP Reimbursement - 12/1 - 2/28	04/03/2025	50.85
13798	Brenda Arambula	ISP Reimbursement - 12/1 - 2/28	04/03/2025	50.85
13799	Brett Creason	ISP Reimbursement - 12/1 - 2/28	04/03/2025	50.85
13800	Casa Pacifica	SpEd Svcs - 02/25	04/03/2025	36,663.92
13801	Cecily Brotherton	ISP Reimbursement - 12/1 - 2/28	04/03/2025	50.85
13802	Charter Impact, LLC	Business Mgmt Svcs - 04/25	04/03/2025	122,495.00
13803	Christopher Chu	ISP Reimbursement - 12/1 - 2/28	04/03/2025	50.85
13804	Christopher Funk	ISP Reimbursement - 12/1 - 2/28	04/03/2025	50.85
13805	Department of Justice	Fingerprinting Svcs - 02/25	04/03/2025	147.00
13806	Dian Chen Poe	Grad Nite Ticket Refund ST: 17541	04/03/2025	124.00
13807	El Paseo Childrens Center Inc.	SpEd Svcs - 01/25	04/03/2025	219,974.72
13808	Every Special Child LLC	SpEd Svcs - 02/25	04/03/2025	10,856.00
13809	FeldCare Connects	SpEd Svcs - 02/25	04/03/2025	978.00
13810	Hiddleson Listening, Language, and Speech Center	SpEd Svcs - 02/25	04/03/2025	847.90
13811	Honey Rose Pacheco	Grad Nite Ticket Refund ST: 17184	04/03/2025	124.00
13812	Instructure, Inc.	Software - 02/25	04/03/2025	34.23
13813	Marshall Cavendish Corporation	Textbooks	04/03/2025	5,535.44
13814	PC Connection Sales Corp	Noncap Equipment - Laptop (5)	04/03/2025	9,892.53
13815	Richard Gierman	Event Photography Svcs - Prom	04/03/2025	750.00
13816	San Joaquin County Office of Education	SEIS Integration Set-Up	04/03/2025	4,000.00
13817	School Services of California Inc.	Consulting Svcs - 02/25	04/03/2025	650.00
13818	SOFTMSP LLC	IT Svcs	04/03/2025	44,137.46
13819	Specialized Therapy Services Inc	SpEd Svcs - 02/25	04/03/2025	200.00
13820	Stepping Stones Therapy & Learning Academy	SpEd Svcs - 02/25	04/03/2025	2,500.00
13821	US Bank Equipment Finance	Equipment Lease - 03/08/25-04/08/25	04/03/2025	1,617.60
13822	Variations Psychology	SpEd Svcs - 03/25	04/03/2025	6,000.00
13823	Yolanda Rojo	Grad Nite Ticket Refund ST: 15890	04/03/2025	248.00
13824	Angelina Johns	ISP Reimbursement - 12/1 - 2/28	04/04/2025	50.85
13825	Angelina Rangel	ISP Reimbursement - 12/1 - 2/28	04/04/2025	50.85
13826	Angelina Romero	ISP Reimbursement - 12/1 - 2/28	04/04/2025	50.85
13827	Angelina Vargas	ISP Reimbursement - 12/1 - 2/28	04/04/2025	50.85
13828	Angelina Winters	ISP Reimbursement - 12/1 - 2/28	04/04/2025	50.85
13829	Angeline Paguirigan	ISP Reimbursement - 12/1 - 2/28	04/04/2025	50.85
13830	Angelique Niles	ISP Reimbursement - 12/1 - 2/28	04/04/2025	50.85
13831	Angelita Morales	ISP Reimbursement - 12/1 - 2/28	04/04/2025	50.85
13832	Angelita Zacarias	ISP Reimbursement - 12/1 - 2/28	04/04/2025	50.85
13833	Angie Stanley	ISP Reimbursement - 12/1 - 2/28	04/04/2025	50.85
13834	Ani Nazarian	ISP Reimbursement - 12/1 - 2/28	04/04/2025	50.85
13835	ANITA VASQUEZ	ISP Reimbursement - 12/1 - 2/28	04/04/2025	50.85
13836	Anitra Johnson	ISP Reimbursement - 12/1 - 2/28	04/04/2025	50.85
13837	Ann Jandia	ISP Reimbursement - 12/1 - 2/28	04/04/2025	50.85
13838	Ann Kuo	ISP Reimbursement - 12/1 - 2/28	04/04/2025	50.85
13839	Ann Martin	ISP Reimbursement - 12/1 - 2/28	04/04/2025	50.85
13840	Ann OConnor	ISP Reimbursement - 12/1 - 2/28	04/04/2025	50.85
13841	Ann-Marie Busby	ISP Reimbursement - 12/1 - 2/28	04/04/2025	50.85
13842	Anna Filipp	ISP Reimbursement - 12/1 - 2/28	04/04/2025	50.85
13843	Anna Jones	ISP Reimbursement - 12/1 - 2/28	04/04/2025	50.85
13844	Anna Khamushkina	ISP Reimbursement - 12/1 - 2/28	04/04/2025	50.85
13845	Anna Vazquez	ISP Reimbursement - 12/1 - 2/28	04/04/2025	50.85
13846	Anna Wang	ISP Reimbursement - 12/1 - 2/28	04/04/2025	50.85
13847	Annabel Martin	ISP Reimbursement - 12/1 - 2/28	04/04/2025	50.85
13848	Annette Lavonne Llamas Haro	ISP Reimbursement - 12/1 - 2/28	04/04/2025	50.85
13849	Annette Watson	ISP Reimbursement - 12/1 - 2/28	04/04/2025	50.85
13850	Annie Dao	ISP Reimbursement - 12/1 - 2/28	04/04/2025	50.85
13851	Annie Wan Yu Tseng	ISP Reimbursement - 12/1 - 2/28	04/04/2025	50.85
13852	Anter Alghazali	ISP Reimbursement - 12/1 - 2/28	04/04/2025	50.85
13853	Anthony Ashoori	ISP Reimbursement - 12/1 - 2/28	04/04/2025	50.85
13854	Anthony Gutierrez	ISP Reimbursement - 12/1 - 2/28	04/04/2025	50.85
13855	Anthony Lopez	ISP Reimbursement - 12/1 - 2/28	04/04/2025	50.85
13856	Anthony Miracle	ISP Reimbursement - 12/1 - 2/28	04/04/2025	50.85
13857	Anthony Rodriguez	ISP Reimbursement - 12/1 - 2/28	04/04/2025	50.85
13858	Antina Callahan-Howard	ISP Reimbursement - 12/1 - 2/28	04/04/2025	50.85
13859	Antoinique Taylor	ISP Reimbursement - 12/1 - 2/28	04/04/2025	50.85
13860	Antoinette Beard	ISP Reimbursement - 12/1 - 2/28	04/04/2025	50.85
13861	Antonio Gallegos	ISP Reimbursement - 12/1 - 2/28	04/04/2025	33.90

Southern California

Check Register

For the period ended April 30, 2025

Check Number	Vendor Name	Transaction Description	Check Date	Check Amount
13862	Antonio Monarrez	ISP Reimbursement - 12/1 - 2/28	04/04/2025	50.85
13863	April Alaniz	ISP Reimbursement - 12/1 - 2/28	04/04/2025	50.85
13864	April Davison	ISP Reimbursement - 12/1 - 2/28	04/04/2025	50.85
13865	April Gamboa	ISP Reimbursement - 12/1 - 2/28	04/04/2025	50.85
13866	April Garcia	ISP Reimbursement - 12/1 - 2/28	04/04/2025	50.85
13867	April Lizarraga	ISP Reimbursement - 12/1 - 2/28	04/04/2025	50.85
13868	April Lowe	ISP Reimbursement - 12/1 - 2/28	04/04/2025	33.90
13869	April O'Hara	ISP Reimbursement - 12/1 - 2/28	04/04/2025	50.85
13870	Araceli Solis	ISP Reimbursement - 12/1 - 2/28	04/04/2025	50.85
13871	Araceli Tovar	ISP Reimbursement - 12/1 - 2/28	04/04/2025	50.85
13872	Ararat Sahakyan	ISP Reimbursement - 12/1 - 2/28	04/04/2025	50.85
13873	Arasely Cobian	ISP Reimbursement - 12/1 - 2/28	04/04/2025	50.85
13874	Bradley Andersen	ISP Reimbursement - 12/1 - 2/28	04/04/2025	50.85
13875	Bradly Steward	ISP Reimbursement - 12/1 - 2/28	04/04/2025	50.85
13876	Brady Hemminger	ISP Reimbursement - 12/1 - 2/28	04/04/2025	16.95
13877	Brandee Guzman	ISP Reimbursement - 12/1 - 2/28	04/04/2025	50.85
13878	Brandi Gooden	ISP Reimbursement - 12/1 - 2/28	04/04/2025	33.90
13879	Brandi Haefele	ISP Reimbursement - 12/1 - 2/28	04/04/2025	50.85
13880	Brandi Hopper	ISP Reimbursement - 12/1 - 2/28	04/04/2025	50.85
13881	Brandi Purcell	ISP Reimbursement - 12/1 - 2/28	04/04/2025	16.95
13882	Brandon Strange	ISP Reimbursement - 12/1 - 2/28	04/04/2025	50.85
13883	Brandy Jiles	ISP Reimbursement - 12/1 - 2/28	04/04/2025	50.85
13884	Brandy Nagle	ISP Reimbursement - 12/1 - 2/28	04/04/2025	50.85
13885	Brandy Powell	ISP Reimbursement - 12/1 - 2/28	04/04/2025	50.85
13886	BRAYDEN SANCHEZ	ISP Reimbursement - 12/1 - 2/28	04/04/2025	33.90
13887	Breana Richardson	ISP Reimbursement - 12/1 - 2/28	04/04/2025	50.85
13888	Bree Dennis	ISP Reimbursement - 12/1 - 2/28	04/04/2025	50.85
13889	Breeanna Mascareno	ISP Reimbursement - 12/1 - 2/28	04/04/2025	50.85
13890	Brenda Feregrino	ISP Reimbursement - 12/1 - 2/28	04/04/2025	50.85
13891	Brenda Mays	ISP Reimbursement - 12/1 - 2/28	04/04/2025	50.85
13892	Bria Van Fossen	ISP Reimbursement - 12/1 - 2/28	04/04/2025	50.85
13893	Brian Duva	ISP Reimbursement - 12/1 - 2/28	04/04/2025	50.85
13894	Brianna Dornan	ISP Reimbursement - 12/1 - 2/28	04/04/2025	33.90
13895	Brianna Murphy	ISP Reimbursement - 12/1 - 2/28	04/04/2025	50.85
13896	Brianna Robledo	ISP Reimbursement - 12/1 - 2/28	04/04/2025	50.85
13897	Brianna Tye	ISP Reimbursement - 12/1 - 2/28	04/04/2025	50.85
13898	Brianna-Chelsea Perez	ISP Reimbursement - 12/1 - 2/28	04/04/2025	50.85
13899	Bridget Schulz	ISP Reimbursement - 12/1 - 2/28	04/04/2025	50.85
13900	Brileen O'Neal	ISP Reimbursement - 12/1 - 2/28	04/04/2025	50.85
13901	Brittany Alberto	ISP Reimbursement - 12/1 - 2/28	04/04/2025	50.85
13902	Brittany Baker	ISP Reimbursement - 12/1 - 2/28	04/04/2025	33.90
13903	Brittany Barham	ISP Reimbursement - 12/1 - 2/28	04/04/2025	50.85
13904	BRITTANY JARRETT	ISP Reimbursement - 12/1 - 2/28	04/04/2025	50.85
13905	Brittany Nichols	ISP Reimbursement - 12/1 - 2/28	04/04/2025	50.85
13906	Brittany O'Neal	ISP Reimbursement - 12/1 - 2/28	04/04/2025	50.85
13907	Brittnee Tucker	ISP Reimbursement - 12/1 - 2/28	04/04/2025	50.85
13908	Brittnee Willetts	ISP Reimbursement - 12/1 - 2/28	04/04/2025	50.85
13909	Brittney Parker	ISP Reimbursement - 12/1 - 2/28	04/04/2025	50.85
13910	Brittney McDaniel	ISP Reimbursement - 12/1 - 2/28	04/04/2025	50.85
13911	Brooke Pyo	ISP Reimbursement - 12/1 - 2/28	04/04/2025	50.85
13912	Brooke Williams	ISP Reimbursement - 12/1 - 2/28	04/04/2025	50.85
13913	Bruce Tran	ISP Reimbursement - 12/1 - 2/28	04/04/2025	50.85
13914	Bryan Blaszak	ISP Reimbursement - 12/1 - 2/28	04/04/2025	16.95
13915	Bryan Cendejas	ISP Reimbursement - 12/1 - 2/28	04/04/2025	50.85
13916	Bryan Fuentes	ISP Reimbursement - 12/1 - 2/28	04/04/2025	50.85
13917	Bryan Jones	ISP Reimbursement - 12/1 - 2/28	04/04/2025	50.85
13918	Bryan Williams	ISP Reimbursement - 12/1 - 2/28	04/04/2025	50.85
13919	Bryce Doyal	ISP Reimbursement - 12/1 - 2/28	04/04/2025	50.85
13920	BRYIN GOODMAN	ISP Reimbursement - 12/1 - 2/28	04/04/2025	50.85
13921	Bushra Salman	ISP Reimbursement - 12/1 - 2/28	04/04/2025	50.85
13922	Ca'Laura Smith	ISP Reimbursement - 12/1 - 2/28	04/04/2025	50.85
13923	Caleb Davie	ISP Reimbursement - 12/1 - 2/28	04/04/2025	50.85
13924	Cali T Hugelen	ISP Reimbursement - 12/1 - 2/28	04/04/2025	50.85
13925	Cameron Perry	ISP Reimbursement - 12/1 - 2/28	04/04/2025	50.85
13926	Camila Rodriguez	ISP Reimbursement - 12/1 - 2/28	04/04/2025	50.85
13927	Camille Daley	ISP Reimbursement - 12/1 - 2/28	04/04/2025	33.90
13928	Candace Herr	ISP Reimbursement - 12/1 - 2/28	04/04/2025	50.85
13929	Candace Radcliff	ISP Reimbursement - 12/1 - 2/28	04/04/2025	50.85
13930	Candice Cheatham	ISP Reimbursement - 12/1 - 2/28	04/04/2025	50.85
13931	Candice Johnson	ISP Reimbursement - 12/1 - 2/28	04/04/2025	50.85

Southern California

Check Register

For the period ended April 30, 2025

Check Number	Vendor Name	Transaction Description	Check Date	Check Amount
13932	Candice Rodriguez	ISP Reimbursement - 12/1 - 2/28	04/04/2025	50.85
13933	Canieshia Kahn	ISP Reimbursement - 12/1 - 2/28	04/04/2025	50.85
13934	canon Rummel	ISP Reimbursement - 12/1 - 2/28	04/04/2025	50.85
13935	Caprice Manalac	ISP Reimbursement - 12/1 - 2/28	04/04/2025	50.85
13936	Carina Sarabia	ISP Reimbursement - 12/1 - 2/28	04/04/2025	50.85
13937	Carissa Ellis	ISP Reimbursement - 12/1 - 2/28	04/04/2025	50.85
13938	Carla Beaumont	ISP Reimbursement - 12/1 - 2/28	04/04/2025	50.85
13939	Carla Ibarra	ISP Reimbursement - 12/1 - 2/28	04/04/2025	50.85
13940	Carlita Hodges	ISP Reimbursement - 12/1 - 2/28	04/04/2025	50.85
13941	Carlos Gomez	ISP Reimbursement - 12/1 - 2/28	04/04/2025	50.85
13942	Carlos Martinez	ISP Reimbursement - 12/1 - 2/28	04/04/2025	50.85
13943	Carlos Martinez Gamboa	ISP Reimbursement - 12/1 - 2/28	04/04/2025	50.85
13944	Carlos Osorio	ISP Reimbursement - 12/1 - 2/28	04/04/2025	50.85
13945	Carlos R. Johnson	ISP Reimbursement - 12/1 - 2/28	04/04/2025	50.85
13946	Carlos Ramos	ISP Reimbursement - 12/1 - 2/28	04/04/2025	50.85
13947	Carlos Rodriguez Ramirez	ISP Reimbursement - 12/1 - 2/28	04/04/2025	50.85
13948	Carlton Hubbard	ISP Reimbursement - 12/1 - 2/28	04/04/2025	50.85
13949	Carmela Pastorí	ISP Reimbursement - 12/1 - 2/28	04/04/2025	50.85
13950	Carmen Aguirre	ISP Reimbursement - 12/1 - 2/28	04/04/2025	50.85
13951	Carmen Artea	ISP Reimbursement - 12/1 - 2/28	04/04/2025	50.85
13952	Carmen Brown	ISP Reimbursement - 12/1 - 2/28	04/04/2025	50.85
13953	Carmen Freire	ISP Reimbursement - 12/1 - 2/28	04/04/2025	50.85
13954	Carmen Gutierrez	ISP Reimbursement - 12/1 - 2/28	04/04/2025	50.85
13955	Carmen Majied-Muhammad	ISP Reimbursement - 12/1 - 2/28	04/04/2025	33.90
13956	Carmen Yvonne Ibanez	ISP Reimbursement - 12/1 - 2/28	04/04/2025	50.85
13957	Carol Delgado	ISP Reimbursement - 12/1 - 2/28	04/04/2025	50.85
13958	Carole Beltran	ISP Reimbursement - 12/1 - 2/28	04/04/2025	50.85
13959	Carole Micozzi	ISP Reimbursement - 12/1 - 2/28	04/04/2025	50.85
13960	Carolina Alvarez	ISP Reimbursement - 12/1 - 2/28	04/04/2025	50.85
13961	Carolina E Lagan	ISP Reimbursement - 12/1 - 2/28	04/04/2025	50.85
13962	Carolina Lopez	ISP Reimbursement - 12/1 - 2/28	04/04/2025	50.85
13963	Caroline Tseng	ISP Reimbursement - 12/1 - 2/28	04/04/2025	50.85
13964	Carolyn Brookins	ISP Reimbursement - 12/1 - 2/28	04/04/2025	50.85
13965	Carolyn DuClair	ISP Reimbursement - 12/1 - 2/28	04/04/2025	50.85
13966	Carolyn Franco	ISP Reimbursement - 12/1 - 2/28	04/04/2025	33.90
13967	Carolyn Travis-Daniels	ISP Reimbursement - 12/1 - 2/28	04/04/2025	50.85
13968	Carolynn Herman	ISP Reimbursement - 12/1 - 2/28	04/04/2025	50.85
13969	Carrie Carter	ISP Reimbursement - 12/1 - 2/28	04/04/2025	50.85
13970	Carrie Faustino	ISP Reimbursement - 12/1 - 2/28	04/04/2025	50.85
13971	Carrie Hopping	ISP Reimbursement - 12/1 - 2/28	04/04/2025	50.85
13972	Carrie Manyen	ISP Reimbursement - 12/1 - 2/28	04/04/2025	16.95
13973	Carrie May	ISP Reimbursement - 12/1 - 2/28	04/04/2025	50.85
13974	Carrie Migliore	ISP Reimbursement - 12/1 - 2/28	04/04/2025	50.85
13975	Carrine Sibanda	ISP Reimbursement - 12/1 - 2/28	04/04/2025	50.85
13976	Cassandra Larios	ISP Reimbursement - 12/1 - 2/28	04/04/2025	50.85
13977	Casey Pinheiro	ISP Reimbursement - 12/1 - 2/28	04/04/2025	50.85
13978	Cash Lane	ISP Reimbursement - 12/1 - 2/28	04/04/2025	50.85
13979	Cassandra Cook	ISP Reimbursement - 12/1 - 2/28	04/04/2025	50.85
13980	Cassandra Tinsley	ISP Reimbursement - 12/1 - 2/28	04/04/2025	50.85
13981	Cassie Moreno	ISP Reimbursement - 12/1 - 2/28	04/04/2025	50.85
13982	Catalina Sanchez	ISP Reimbursement - 12/1 - 2/28	04/04/2025	50.85
13983	Catalina Stewart	ISP Reimbursement - 12/1 - 2/28	04/04/2025	50.85
13984	Catherine Baltazar	ISP Reimbursement - 12/1 - 2/28	04/04/2025	50.85
13985	Catherine BELL	ISP Reimbursement - 12/1 - 2/28	04/04/2025	50.85
13986	Catherine Devera	ISP Reimbursement - 12/1 - 2/28	04/04/2025	50.85
13987	Catherine Gueits	ISP Reimbursement - 12/1 - 2/28	04/04/2025	50.85
13988	Catherine Harrison	ISP Reimbursement - 12/1 - 2/28	04/04/2025	50.85
13989	Catherine Lage-Woods	ISP Reimbursement - 12/1 - 2/28	04/04/2025	50.85
13990	Catherine Lauster	ISP Reimbursement - 12/1 - 2/28	04/04/2025	50.85
13991	Cathrina Estolano	ISP Reimbursement - 12/1 - 2/28	04/04/2025	50.85
13992	Cecilia Escalera	ISP Reimbursement - 12/1 - 2/28	04/04/2025	50.85
13993	Cecilia Fuentes	ISP Reimbursement - 12/1 - 2/28	04/04/2025	50.85
13994	Celei Alvarado	ISP Reimbursement - 12/1 - 2/28	04/04/2025	50.85
13995	Celena Elias	ISP Reimbursement - 12/1 - 2/28	04/04/2025	50.85
13996	Celia Thompson	ISP Reimbursement - 12/1 - 2/28	04/04/2025	50.85
13997	Celina Duffy	ISP Reimbursement - 12/1 - 2/28	04/04/2025	50.85
13998	Celishea McNeal	ISP Reimbursement - 12/1 - 2/28	04/04/2025	50.85
13999	Centhia Gorbet	ISP Reimbursement - 12/1 - 2/28	04/04/2025	50.85
14000	Cerianne Granger	ISP Reimbursement - 12/1 - 2/28	04/04/2025	50.85
14001	Cesar Gonzalez	ISP Reimbursement - 12/1 - 2/28	04/04/2025	50.85

Southern California

Check Register

For the period ended April 30, 2025

Check Number	Vendor Name	Transaction Description	Check Date	Check Amount
14002	Cesar Tovar	ISP Reimbursement - 12/1 - 2/28	04/04/2025	50.85
14003	Chad Hanley	ISP Reimbursement - 12/1 - 2/28	04/04/2025	50.85
14004	Chad Zissos	ISP Reimbursement - 12/1 - 2/28	04/04/2025	50.85
14005	Chamiya Williams	ISP Reimbursement - 12/1 - 2/28	04/04/2025	50.85
14006	Chan Kwak	ISP Reimbursement - 12/1 - 2/28	04/04/2025	50.85
14007	Chandra Alley	ISP Reimbursement - 12/1 - 2/28	04/04/2025	50.85
14008	Chandrashekar Basavaiah	ISP Reimbursement - 12/1 - 2/28	04/04/2025	50.85
14009	Chanel Barrera-Wolf	ISP Reimbursement - 12/1 - 2/28	04/04/2025	50.85
14010	Chantel Smith	ISP Reimbursement - 12/1 - 2/28	04/04/2025	50.85
14011	Charbel Kobrossly	ISP Reimbursement - 12/1 - 2/28	04/04/2025	50.85
14012	Charete Ihna Salazar	ISP Reimbursement - 12/1 - 2/28	04/04/2025	50.85
14013	Charise Rivera	ISP Reimbursement - 12/1 - 2/28	04/04/2025	50.85
14014	Charity Soules	ISP Reimbursement - 12/1 - 2/28	04/04/2025	50.85
14015	Charlene Tellez	ISP Reimbursement - 12/1 - 2/28	04/04/2025	50.85
14016	Charles D Renfrow II	ISP Reimbursement - 12/1 - 2/28	04/04/2025	50.85
14017	Charlotte Billings	ISP Reimbursement - 12/1 - 2/28	04/04/2025	50.85
14018	Charmione Patterson	ISP Reimbursement - 12/1 - 2/28	04/04/2025	50.85
14019	Chase Williams	ISP Reimbursement - 12/1 - 2/28	04/04/2025	50.85
14020	Cherice Henderson	ISP Reimbursement - 12/1 - 2/28	04/04/2025	50.85
14021	Cherry Jeffers	ISP Reimbursement - 12/1 - 2/28	04/04/2025	50.85
14022	Cherryl Dela Cruz	ISP Reimbursement - 12/1 - 2/28	04/04/2025	50.85
14023	Cherrylin Dugan	ISP Reimbursement - 12/1 - 2/28	04/04/2025	50.85
14024	Cheryl Guenther	ISP Reimbursement - 12/1 - 2/28	04/04/2025	50.85
14025	Cheryl Rodriguez	ISP Reimbursement - 12/1 - 2/28	04/04/2025	50.85
14026	Chih Hung Liao	ISP Reimbursement - 12/1 - 2/28	04/04/2025	50.85
14027	China Exum	ISP Reimbursement - 12/1 - 2/28	04/04/2025	50.85
14028	Chingwell Mutombu	ISP Reimbursement - 12/1 - 2/28	04/04/2025	50.85
14029	Chintra Sat	ISP Reimbursement - 12/1 - 2/28	04/04/2025	50.85
14030	Chloe Mesa	ISP Reimbursement - 12/1 - 2/28	04/04/2025	50.85
14031	Choco Emminger	ISP Reimbursement - 12/1 - 2/28	04/04/2025	16.95
14032	Christhique Robinson	ISP Reimbursement - 12/1 - 2/28	04/04/2025	50.85
14033	Christa Daniels	ISP Reimbursement - 12/1 - 2/28	04/04/2025	50.85
14034	Christian Alvarez	ISP Reimbursement - 12/1 - 2/28	04/04/2025	33.90
14035	Christian Hall	ISP Reimbursement - 12/1 - 2/28	04/04/2025	50.85
14036	Christian m plata	ISP Reimbursement - 12/1 - 2/28	04/04/2025	50.85
14037	Christie Duenas	ISP Reimbursement - 12/1 - 2/28	04/04/2025	50.85
14038	Christie Johnson	ISP Reimbursement - 12/1 - 2/28	04/04/2025	50.85
14039	Christienne Shultz	ISP Reimbursement - 12/1 - 2/28	04/04/2025	50.85
14040	Christina Amaro-Acuna	ISP Reimbursement - 12/1 - 2/28	04/04/2025	50.85
14041	Christina Bright	ISP Reimbursement - 12/1 - 2/28	04/04/2025	33.90
14042	Christina Gardner	ISP Reimbursement - 12/1 - 2/28	04/04/2025	50.85
14043	Christina Jimenez	ISP Reimbursement - 12/1 - 2/28	04/04/2025	50.85
14044	Christina Karavolos	ISP Reimbursement - 12/1 - 2/28	04/04/2025	50.85
14045	Christina Kiriakos	ISP Reimbursement - 12/1 - 2/28	04/04/2025	50.85
14046	Christina Kitchen	ISP Reimbursement - 12/1 - 2/28	04/04/2025	50.85
14047	Christina Mendoza	ISP Reimbursement - 12/1 - 2/28	04/04/2025	50.85
14048	Christina Munoz	ISP Reimbursement - 12/1 - 2/28	04/04/2025	50.85
14049	Christina Naranjo	ISP Reimbursement - 12/1 - 2/28	04/04/2025	50.85
14050	Christina Paige	ISP Reimbursement - 12/1 - 2/28	04/04/2025	50.85
14051	Christina Williams	ISP Reimbursement - 12/1 - 2/28	04/04/2025	50.85
14052	Christina Zoucha	ISP Reimbursement - 12/1 - 2/28	04/04/2025	50.85
14053	Christine Benson	ISP Reimbursement - 12/1 - 2/28	04/04/2025	50.85
14054	Christine Berger	ISP Reimbursement - 12/1 - 2/28	04/04/2025	50.85
14055	Christine Carrillo	ISP Reimbursement - 12/1 - 2/28	04/04/2025	50.85
14056	Christine Curtis	ISP Reimbursement - 12/1 - 2/28	04/04/2025	50.85
14057	Christine ODell	ISP Reimbursement - 12/1 - 2/28	04/04/2025	50.85
14058	Christine Sablan	ISP Reimbursement - 12/1 - 2/28	04/04/2025	50.85
14059	Christine Valdez	ISP Reimbursement - 12/1 - 2/28	04/04/2025	50.85
14060	Christopher Brock	ISP Reimbursement - 12/1 - 2/28	04/04/2025	16.95
14061	Christopher Drymon	ISP Reimbursement - 12/1 - 2/28	04/04/2025	50.85
14062	Christopher Earl	ISP Reimbursement - 12/1 - 2/28	04/04/2025	50.85
14063	Christopher Park	ISP Reimbursement - 12/1 - 2/28	04/04/2025	50.85
14064	Christopher Rosales	ISP Reimbursement - 12/1 - 2/28	04/04/2025	50.85
14065	Christopher Sotello	ISP Reimbursement - 12/1 - 2/28	04/04/2025	50.85
14066	Christopher Vigil	ISP Reimbursement - 12/1 - 2/28	04/04/2025	50.85
14067	Christy Hanson	ISP Reimbursement - 12/1 - 2/28	04/04/2025	50.85
14068	Cristal Patnett	ISP Reimbursement - 09/24 - 11/24	04/04/2025	50.85
14069	Cynthia Mendez	ISP Reimbursement - 09/24 - 11/24	04/04/2025	50.85
14070	Kate B Rhaburn	ISP Reimbursement - 09/24 - 11/24	04/04/2025	50.85
14071	Melissa Townley	ISP Reimbursement - 09/24 - 11/24	04/04/2025	50.85

Southern California

Check Register

For the period ended April 30, 2025

Check Number	Vendor Name	Transaction Description	Check Date	Check Amount
14072	Suzanna Philbrook	ISP Reimbursement - 09/24 - 11/24	04/04/2025	50.85
14073	Christy Ramirez	ISP Reimbursement - 12/1 - 2/28	04/07/2025	50.85
14074	Chrystal Davis	ISP Reimbursement - 12/1 - 2/28	04/07/2025	33.90
14075	Chrystina Halfin	ISP Reimbursement - 12/1 - 2/28	04/07/2025	50.85
14076	Chun Wong	ISP Reimbursement - 12/1 - 2/28	04/07/2025	50.85
14077	Cicely Johnson	ISP Reimbursement - 12/1 - 2/28	04/07/2025	50.85
14078	Cicie Tang	ISP Reimbursement - 12/1 - 2/28	04/07/2025	50.85
14079	Ciera Thornton	ISP Reimbursement - 12/1 - 2/28	04/07/2025	50.85
14080	Cindi Denton	ISP Reimbursement - 12/1 - 2/28	04/07/2025	50.85
14081	Cindy Cornejo	ISP Reimbursement - 12/1 - 2/28	04/07/2025	50.85
14082	Cindy Licea	ISP Reimbursement - 12/1 - 2/28	04/07/2025	50.85
14083	Cindy Medina	ISP Reimbursement - 12/1 - 2/28	04/07/2025	50.85
14084	Cindy Ngo	ISP Reimbursement - 12/1 - 2/28	04/07/2025	50.85
14085	Cindy Valle	ISP Reimbursement - 12/1 - 2/28	04/07/2025	50.85
14086	Cintia Molina	ISP Reimbursement - 12/1 - 2/28	04/07/2025	50.85
14087	Claire Kosinski	ISP Reimbursement - 12/1 - 2/28	04/07/2025	50.85
14088	Claribel Garcia	ISP Reimbursement - 12/1 - 2/28	04/07/2025	50.85
14089	Clarissa Berry	ISP Reimbursement - 12/1 - 2/28	04/07/2025	50.85
14090	Clatrina Cooper	ISP Reimbursement - 12/1 - 2/28	04/07/2025	50.85
14091	Claudette Striplin	ISP Reimbursement - 12/1 - 2/28	04/07/2025	50.85
14092	Claudia Arends	ISP Reimbursement - 12/1 - 2/28	04/07/2025	50.85
14093	Claudia Banuelos	ISP Reimbursement - 12/1 - 2/28	04/07/2025	50.85
14094	Claudia Cosio	ISP Reimbursement - 12/1 - 2/28	04/07/2025	50.85
14095	Claudia Gomez	ISP Reimbursement - 12/1 - 2/28	04/07/2025	50.85
14096	Claudia Gonzalez	ISP Reimbursement - 12/1 - 2/28	04/07/2025	50.85
14097	Claudia Guzman	ISP Reimbursement - 12/1 - 2/28	04/07/2025	50.85
14098	Claudia Martinez	ISP Reimbursement - 12/1 - 2/28	04/07/2025	50.85
14099	Claudia Parra	ISP Reimbursement - 12/1 - 2/28	04/07/2025	33.90
14100	Claudia Pereira	ISP Reimbursement - 12/1 - 2/28	04/07/2025	16.95
14101	Claudia Ramirez Flores	ISP Reimbursement - 12/1 - 2/28	04/07/2025	50.85
14102	Claudia Rodriguez	ISP Reimbursement - 12/1 - 2/28	04/07/2025	50.85
14103	Claudia Roque	ISP Reimbursement - 12/1 - 2/28	04/07/2025	50.85
14104	Clemente Lara	ISP Reimbursement - 12/1 - 2/28	04/07/2025	50.85
14105	Cody Buck	ISP Reimbursement - 12/1 - 2/28	04/07/2025	50.85
14106	Cody Mortensen	ISP Reimbursement - 12/1 - 2/28	04/07/2025	50.85
14107	Constance Aumiller-Mendoza	ISP Reimbursement - 12/1 - 2/28	04/07/2025	50.85
14108	Cora Campbell	ISP Reimbursement - 12/1 - 2/28	04/07/2025	50.85
14109	Cora Kern	ISP Reimbursement - 12/1 - 2/28	04/07/2025	50.85
14110	Corin Bradford	ISP Reimbursement - 12/1 - 2/28	04/07/2025	50.85
14111	Corina Martinez	ISP Reimbursement - 12/1 - 2/28	04/07/2025	50.85
14112	Corina McTeer	ISP Reimbursement - 12/1 - 2/28	04/07/2025	50.85
14113	Corinne Perry	ISP Reimbursement - 12/1 - 2/28	04/07/2025	50.85
14114	Corran Ezell	ISP Reimbursement - 12/1 - 2/28	04/07/2025	50.85
14115	Cory Belanger	ISP Reimbursement - 12/1 - 2/28	04/07/2025	50.85
14116	Courtney Eaton	ISP Reimbursement - 12/1 - 2/28	04/07/2025	33.90
14117	Courtney Jarquin	ISP Reimbursement - 12/1 - 2/28	04/07/2025	50.85
14118	Courtney King	ISP Reimbursement - 12/1 - 2/28	04/07/2025	33.90
14119	Courtney Lucas	ISP Reimbursement - 12/1 - 2/28	04/07/2025	50.85
14120	Courtney Nafus	ISP Reimbursement - 12/1 - 2/28	04/07/2025	33.90
14121	Courtney Williams	ISP Reimbursement - 12/1 - 2/28	04/07/2025	50.85
14122	Craig Castro	ISP Reimbursement - 12/1 - 2/28	04/07/2025	50.85
14123	Craig Proffitt	ISP Reimbursement - 12/1 - 2/28	04/07/2025	50.85
14124	Cristal Flaten	ISP Reimbursement - 12/1 - 2/28	04/07/2025	50.85
14125	Cristal Patnett	ISP Reimbursement - 12/1 - 2/28	04/07/2025	50.85
14126	Cristin Barron	ISP Reimbursement - 12/1 - 2/28	04/07/2025	50.85
14127	Cristina Cortez	ISP Reimbursement - 12/1 - 2/28	04/07/2025	50.85
14128	Cristina Garcia	ISP Reimbursement - 12/1 - 2/28	04/07/2025	50.85
14129	Cristine Pacheco	ISP Reimbursement - 12/1 - 2/28	04/07/2025	50.85
14130	Crystal Arriaga Valencia	ISP Reimbursement - 12/1 - 2/28	04/07/2025	16.95
14131	Crystal Ayala	ISP Reimbursement - 12/1 - 2/28	04/07/2025	50.85
14132	Crystal Branch	ISP Reimbursement - 12/1 - 2/28	04/07/2025	50.85
14133	Crystal Dodson-Galindo	ISP Reimbursement - 12/1 - 2/28	04/07/2025	50.85
14134	Crystal Harnden	ISP Reimbursement - 12/1 - 2/28	04/07/2025	50.85
14135	Crystal Martinez	ISP Reimbursement - 12/1 - 2/28	04/07/2025	50.85
14136	Crystal Smith	ISP Reimbursement - 12/1 - 2/28	04/07/2025	50.85
14137	Curtis Walker	ISP Reimbursement - 12/1 - 2/28	04/07/2025	50.85
14138	Curtistine Scott	ISP Reimbursement - 12/1 - 2/28	04/07/2025	50.85
14139	Cynthia Alvarado	ISP Reimbursement - 12/1 - 2/28	04/07/2025	50.85
14140	Cynthia Chavez	ISP Reimbursement - 12/1 - 2/28	04/07/2025	50.85
14141	Cynthia Cornejo	ISP Reimbursement - 12/1 - 2/28	04/07/2025	50.85

Southern California

Check Register

For the period ended April 30, 2025

Check Number	Vendor Name	Transaction Description	Check Date	Check Amount
14142	Cynthia Davis	ISP Reimbursement - 12/1 - 2/28	04/07/2025	50.85
14143	Cynthia Garcia-Potter	ISP Reimbursement - 12/1 - 2/28	04/07/2025	50.85
14144	Cynthia Gray	ISP Reimbursement - 12/1 - 2/28	04/07/2025	50.85
14145	Cynthia Mendez	ISP Reimbursement - 12/1 - 2/28	04/07/2025	50.85
14146	Cynthia Parr	ISP Reimbursement - 12/1 - 2/28	04/07/2025	50.85
14147	Cynthia Preimesberger	ISP Reimbursement - 12/1 - 2/28	04/07/2025	50.85
14148	Cynthia Reshaw	ISP Reimbursement - 12/1 - 2/28	04/07/2025	50.85
14149	Cynthia Rueda Garcia	ISP Reimbursement - 12/1 - 2/28	04/07/2025	50.85
14150	cynthia Salazar	ISP Reimbursement - 12/1 - 2/28	04/07/2025	50.85
14151	Cynthia Sebastian	ISP Reimbursement - 12/1 - 2/28	04/07/2025	50.85
14152	Cynthia Solis	ISP Reimbursement - 12/1 - 2/28	04/07/2025	50.85
14153	Cynthia Torres	ISP Reimbursement - 12/1 - 2/28	04/07/2025	50.85
14154	Cyrina Brass	ISP Reimbursement - 12/1 - 2/28	04/07/2025	50.85
14155	Dabbasheth Drake	ISP Reimbursement - 12/1 - 2/28	04/07/2025	50.85
14156	Dae Hee Kwon	ISP Reimbursement - 12/1 - 2/28	04/07/2025	50.85
14157	Dagmar Christensen	ISP Reimbursement - 12/1 - 2/28	04/07/2025	50.85
14158	Dahab Jamaledin	ISP Reimbursement - 12/1 - 2/28	04/07/2025	50.85
14159	Daisy Frias	ISP Reimbursement - 12/1 - 2/28	04/07/2025	16.95
14160	Daisy Ledesma	ISP Reimbursement - 12/1 - 2/28	04/07/2025	50.85
14161	Daisy Martinez	ISP Reimbursement - 12/1 - 2/28	04/07/2025	50.85
14162	Dalana Gonzalez	ISP Reimbursement - 12/1 - 2/28	04/07/2025	33.90
14163	Dalila Espinoza	ISP Reimbursement - 12/1 - 2/28	04/07/2025	50.85
14164	Dalila Hawkins	ISP Reimbursement - 12/1 - 2/28	04/07/2025	50.85
14165	DaLynne Mann	ISP Reimbursement - 12/1 - 2/28	04/07/2025	50.85
14166	Damian Dominguez	ISP Reimbursement - 12/1 - 2/28	04/07/2025	50.85
14167	Dana Rodriguez	ISP Reimbursement - 12/1 - 2/28	04/07/2025	50.85
14168	Dana Spencer	ISP Reimbursement - 12/1 - 2/28	04/07/2025	50.85
14169	Dana Tudor	ISP Reimbursement - 12/1 - 2/28	04/07/2025	50.85
14170	Danae Johnson	ISP Reimbursement - 12/1 - 2/28	04/07/2025	50.85
14171	Dane Swanson	ISP Reimbursement - 12/1 - 2/28	04/07/2025	33.90
14172	Danette Gladfelder	ISP Reimbursement - 12/1 - 2/28	04/07/2025	33.90
14173	Daniel Britto	ISP Reimbursement - 12/1 - 2/28	04/07/2025	50.85
14174	Daniel Brown	ISP Reimbursement - 12/1 - 2/28	04/07/2025	50.85
14175	Daniel Calderon	ISP Reimbursement - 12/1 - 2/28	04/07/2025	50.85
14176	Daniel Morales	ISP Reimbursement - 12/1 - 2/28	04/07/2025	50.85
14177	Daniel Ngo	ISP Reimbursement - 12/1 - 2/28	04/07/2025	50.85
14178	Daniel Ochoa	ISP Reimbursement - 12/1 - 2/28	04/07/2025	50.85
14179	Daniel Somerville	ISP Reimbursement - 12/1 - 2/28	04/07/2025	50.85
14180	Danielle Ali	ISP Reimbursement - 12/1 - 2/28	04/07/2025	50.85
14181	Danielle Anderson	ISP Reimbursement - 12/1 - 2/28	04/07/2025	50.85
14182	Danielle Denise Walker	ISP Reimbursement - 12/1 - 2/28	04/07/2025	50.85
14183	Danielle Dungan	ISP Reimbursement - 12/1 - 2/28	04/07/2025	50.85
14184	Danielle Holmes	ISP Reimbursement - 12/1 - 2/28	04/07/2025	33.9
14185	Danielle Nodland	ISP Reimbursement - 12/1 - 2/28	04/07/2025	50.85
14186	Danielle Paige	ISP Reimbursement - 12/1 - 2/28	04/07/2025	50.85
14187	Danielle Romero	ISP Reimbursement - 12/1 - 2/28	04/07/2025	50.85
14188	Danielle Saltarelli	ISP Reimbursement - 12/1 - 2/28	04/07/2025	50.85
14189	Danika Andrews	ISP Reimbursement - 12/1 - 2/28	04/07/2025	50.85
14190	Dannielle Fontela	ISP Reimbursement - 12/1 - 2/28	04/07/2025	50.85
14191	Danyel Bradley	ISP Reimbursement - 12/1 - 2/28	04/07/2025	50.85
14192	Daphne Stewart	ISP Reimbursement - 12/1 - 2/28	04/07/2025	50.85
14193	Darcell Crayton	ISP Reimbursement - 12/1 - 2/28	04/07/2025	50.85
14194	Darci Kincanon	ISP Reimbursement - 12/1 - 2/28	04/07/2025	50.85
14195	Daren Burke	ISP Reimbursement - 12/1 - 2/28	04/07/2025	50.85
14196	Dario Santucci	ISP Reimbursement - 12/1 - 2/28	04/07/2025	50.85
14197	Darlene Lout	ISP Reimbursement - 12/1 - 2/28	04/07/2025	50.85
14198	Darlene Martinez	ISP Reimbursement - 12/1 - 2/28	04/07/2025	50.85
14199	Darren Edwards	ISP Reimbursement - 12/1 - 2/28	04/07/2025	50.85
14200	Daryl Ann Robinson	ISP Reimbursement - 12/1 - 2/28	04/07/2025	50.85
14201	Dasha Seltzer	ISP Reimbursement - 12/1 - 2/28	04/07/2025	50.85
14202	Davana Louis	ISP Reimbursement - 12/1 - 2/28	04/07/2025	50.85
14203	David Carus	ISP Reimbursement - 12/1 - 2/28	04/07/2025	50.85
14204	David Chang	ISP Reimbursement - 12/1 - 2/28	04/07/2025	50.85
14205	David Garner	ISP Reimbursement - 12/1 - 2/28	04/07/2025	50.85
14206	David Jackson	ISP Reimbursement - 12/1 - 2/28	04/07/2025	50.85
14207	David Liao	ISP Reimbursement - 12/1 - 2/28	04/07/2025	33.90
14208	David Linell	ISP Reimbursement - 12/1 - 2/28	04/07/2025	33.90
14209	David Lopez	ISP Reimbursement - 12/1 - 2/28	04/07/2025	50.85
14210	David Lopez (San Diego)	ISP Reimbursement - 12/1 - 2/28	04/07/2025	50.85
14211	David Mitchell	ISP Reimbursement - 12/1 - 2/28	04/07/2025	50.85

Southern California

Check Register

For the period ended April 30, 2025

Check Number	Vendor Name	Transaction Description	Check Date	Check Amount
14212	David Montes	ISP Reimbursement - 12/1 - 2/28	04/07/2025	50.85
14213	David Olivas	ISP Reimbursement - 12/1 - 2/28	04/07/2025	50.85
14214	David Ro	ISP Reimbursement - 12/1 - 2/28	04/07/2025	50.85
14215	David Torres	ISP Reimbursement - 12/1 - 2/28	04/07/2025	50.85
14216	Davina Scheetz	ISP Reimbursement - 12/1 - 2/28	04/07/2025	50.85
14217	Dawn Briggs	ISP Reimbursement - 12/1 - 2/28	04/07/2025	50.85
14218	Dawn Hunt	ISP Reimbursement - 12/1 - 2/28	04/07/2025	50.85
14219	Dawn Ortega	ISP Reimbursement - 12/1 - 2/28	04/07/2025	50.85
14220	Dawn Pagan	ISP Reimbursement - 12/1 - 2/28	04/07/2025	50.85
14221	Dawn Swanson	ISP Reimbursement - 12/1 - 2/28	04/07/2025	50.85
14222	Dawna Buller	ISP Reimbursement - 12/1 - 2/28	04/07/2025	50.85
14223	Branche Jones	Consulting Svcs - 03/25	04/09/2025	4,000.00
14224	Carrot Fertility Inc	Employee Benefit - 05/25	04/09/2025	3,790.80
14225	Commerce Bank - Commercial Cards	CC pmt - Car Rental - 02/28/25-03/27/25	04/09/2025	395.43
14226	Cox Business	Communications Svcs - 04/25	04/09/2025	1,100.90
14227	Crown Facility Solutions Inc	Janitorial Svcs - 04/25	04/09/2025	1,356.91
14228	Effectual Educational Consulting Services	SpEd Svcs - 02/25	04/09/2025	88,159.46
14229	Follett Higher Education Group, LLC	Curriculum	04/09/2025	2,450.50
14230	Gympass US LLC	Gym Subscription Benefit - 03/28/25-04/27/25	04/09/2025	6,196.76
14231	Photo Booth Social	Photography Svcs - 05/28/25 - Final Pmt	04/09/2025	1,417.50
14232	Law Offices of Michelle Won	Legal Svcs - 03/25	04/09/2025	805.00
14233	N-Effect Productions	Facilities Rental - 06/07/25 - Final Pmt	04/09/2025	14,350.00
14234	Netrix	IT Svcs	04/09/2025	3,080.00
14235	Oxford Consulting Services Inc.	SpEd Svcs - 02/25	04/09/2025	172,712.93
14236	PC Connection Sales Corp	Office Supplies	04/09/2025	22.19
14237	SOFTMSP LLC	SpEd Svcs	04/09/2025	1,124.94
14238	T-Mobile	Communication Svcs - 02/21/25-03/20/25 - MKV	04/09/2025	6,645.49
14239	T-Mobile - 0979	Communication Svcs - 02/21/25-03/20/25	04/09/2025	320.32
14240	Top Hat Balloon Werks LLC	Event Supplies	04/09/2025	2,668.71
14241	Zoom Communications Inc	Communication Svcs - 04/25	04/09/2025	414.51
14242	OC Fair and Event Center	EOY Festival Venue Rental - 05/28/25	04/11/2025	16,758.50
14243	AT10 Education LLC	SpEd Svcs - 02/25-04/25	04/16/2025	2,475.00
14244	CliftonLarsonAllen LLP	Audit Svcs	04/16/2025	2,100.00
14245	Community Therapy Services	SpEd Svcs - 01/25	04/16/2025	11,505.00
14246	Concur Technologies Inc.	Software - 04/25	04/16/2025	9,494.12
14247	Corodata Records Management Inc.	Storage Rental - 03/25	04/16/2025	329.61
14248	CSC	Consulting Svcs	04/16/2025	2,774.21
14249	Dawna Cash	ISP Reimbursement - 12/1 - 2/28	04/16/2025	50.85
14250	Dayana Chavez	ISP Reimbursement - 12/1 - 2/28	04/16/2025	50.85
14251	Dayina Darby	ISP Reimbursement - 12/1 - 2/28	04/16/2025	50.85
14252	Dean Alhassen	ISP Reimbursement - 12/1 - 2/28	04/16/2025	50.85
14253	Dean Dominguez	ISP Reimbursement - 12/1 - 2/28	04/16/2025	50.85
14254	Deana Vasquez	ISP Reimbursement - 12/1 - 2/28	04/16/2025	50.85
14255	Deandre Poe	ISP Reimbursement - 12/1 - 2/28	04/16/2025	50.85
14256	DeAnna Blase	ISP Reimbursement - 12/1 - 2/28	04/16/2025	50.85
14257	Debbie Laib	ISP Reimbursement - 12/1 - 2/28	04/16/2025	50.85
14258	Debbie Panussi	ISP Reimbursement - 12/1 - 2/28	04/16/2025	50.85
14259	Debony Sanchez	ISP Reimbursement - 12/1 - 2/28	04/16/2025	50.85
14260	Debora Ebanks	ISP Reimbursement - 12/1 - 2/28	04/16/2025	50.85
14261	Deborah Martinez	ISP Reimbursement - 12/1 - 2/28	04/16/2025	50.85
14262	Debra Briseno	ISP Reimbursement - 12/1 - 2/28	04/16/2025	50.85
14263	Debra Harvey	ISP Reimbursement - 12/1 - 2/28	04/16/2025	50.85
14264	Debra Vanasdlen	ISP Reimbursement - 12/1 - 2/28	04/16/2025	50.85
14265	DeeAnn Cisneros	ISP Reimbursement - 12/1 - 2/28	04/16/2025	50.85
14266	Deirdre Finn	ISP Reimbursement - 12/1 - 2/28	04/16/2025	50.85
14267	Delfin Manuel	ISP Reimbursement - 12/1 - 2/28	04/16/2025	50.85
14268	Delia Handy	ISP Reimbursement - 12/1 - 2/28	04/16/2025	50.85
14269	Delilah Cruz	ISP Reimbursement - 12/1 - 2/28	04/16/2025	50.85
14270	DeLolita Severan Campbell	ISP Reimbursement - 12/1 - 2/28	04/16/2025	50.85
14271	Demerra Conway	ISP Reimbursement - 12/1 - 2/28	04/16/2025	50.85
14272	Demetrius Thomas	ISP Reimbursement - 12/1 - 2/28	04/16/2025	50.85
14273	Dena Wright	ISP Reimbursement - 12/1 - 2/28	04/16/2025	50.85
14274	Denice Dabeiba Castaneda	ISP Reimbursement - 12/1 - 2/28	04/16/2025	50.85
14275	Denis Lukianenko	ISP Reimbursement - 12/1 - 2/28	04/16/2025	16.95
14276	Denise Aguilar	ISP Reimbursement - 12/1 - 2/28	04/16/2025	50.85
14277	Denise Alamo	ISP Reimbursement - 12/1 - 2/28	04/16/2025	50.85
14278	Denise Fingado	ISP Reimbursement - 12/1 - 2/28	04/16/2025	50.85
14279	Denise Hale	ISP Reimbursement - 12/1 - 2/28	04/16/2025	50.85
14280	Denise Hernandez	ISP Reimbursement - 12/1 - 2/28	04/16/2025	50.85
14281	Denise Vlasis Gascon	ISP Reimbursement - 12/1 - 2/28	04/16/2025	50.85

Southern California

Check Register

For the period ended April 30, 2025

Check Number	Vendor Name	Transaction Description	Check Date	Check Amount
14282	Denisse Godfrey	ISP Reimbursement - 12/1 - 2/28	04/16/2025	50.85
14283	Denni Wibowo	ISP Reimbursement - 12/1 - 2/28	04/16/2025	50.85
14284	Dennis Cariaga	ISP Reimbursement - 12/1 - 2/28	04/16/2025	50.85
14285	Dennis Taylor	ISP Reimbursement - 12/1 - 2/28	04/16/2025	50.85
14286	Dennise Renteria	ISP Reimbursement - 12/1 - 2/28	04/16/2025	50.85
14287	Derresha Ghist	ISP Reimbursement - 12/1 - 2/28	04/16/2025	50.85
14288	Deseree Hernandez	ISP Reimbursement - 12/1 - 2/28	04/16/2025	50.85
14289	Desha Thompson	ISP Reimbursement - 12/1 - 2/28	04/16/2025	50.85
14290	Desire DeLaCruz Janikowski	ISP Reimbursement - 12/1 - 2/28	04/16/2025	50.85
14291	Desiree Kincanon	ISP Reimbursement - 12/1 - 2/28	04/16/2025	50.85
14292	Desiree Naujock	ISP Reimbursement - 12/1 - 2/28	04/16/2025	50.85
14293	Desiree Romero	ISP Reimbursement - 12/1 - 2/28	04/16/2025	50.85
14294	Desiree Sloyer	ISP Reimbursement - 12/1 - 2/28	04/16/2025	50.85
14295	Desmond Lias	ISP Reimbursement - 12/1 - 2/28	04/16/2025	50.85
14296	Destanie Ochs	ISP Reimbursement - 12/1 - 2/28	04/16/2025	50.85
14297	Destiny Montalvo	ISP Reimbursement - 12/1 - 2/28	04/16/2025	50.85
14298	Destiny Rodriguez	ISP Reimbursement - 12/1 - 2/28	04/16/2025	50.85
14299	Destiny Soberanis	ISP Reimbursement - 12/1 - 2/28	04/16/2025	50.85
14300	Destiny Tobler	ISP Reimbursement - 12/1 - 2/28	04/16/2025	50.85
14301	Detria Baker	ISP Reimbursement - 12/1 - 2/28	04/16/2025	50.85
14302	Devlyn Arnold	ISP Reimbursement - 12/1 - 2/28	04/16/2025	50.85
14303	Devona Garrigus	ISP Reimbursement - 12/1 - 2/28	04/16/2025	50.85
14304	Devone Woods-Hall	ISP Reimbursement - 12/1 - 2/28	04/16/2025	50.85
14305	Diana Avila	ISP Reimbursement - 12/1 - 2/28	04/16/2025	50.85
14306	Diana Delgado	ISP Reimbursement - 12/1 - 2/28	04/16/2025	50.85
14307	Diana Gutierrez	ISP Reimbursement - 12/1 - 2/28	04/16/2025	33.90
14308	Diana S GARCIA	ISP Reimbursement - 12/1 - 2/28	04/16/2025	50.85
14309	Diana Schley	ISP Reimbursement - 12/1 - 2/28	04/16/2025	50.85
14310	Diane Keilberg	ISP Reimbursement - 12/1 - 2/28	04/16/2025	50.85
14311	Diane Mejia	ISP Reimbursement - 12/1 - 2/28	04/16/2025	50.85
14312	Dianna Nunez	ISP Reimbursement - 12/1 - 2/28	04/16/2025	50.85
14313	Diego Aguinaga	ISP Reimbursement - 12/1 - 2/28	04/16/2025	50.85
14314	Dina Elwan	ISP Reimbursement - 12/1 - 2/28	04/16/2025	50.85
14315	Dina M. Gonzales	ISP Reimbursement - 12/1 - 2/28	04/16/2025	50.85
14316	Dina Olsen	ISP Reimbursement - 12/1 - 2/28	04/16/2025	50.85
14317	Dina Ramirez	ISP Reimbursement - 12/1 - 2/28	04/16/2025	50.85
14318	Dina Shabranskaya	ISP Reimbursement - 12/1 - 2/28	04/16/2025	50.85
14319	Dinora Castaneda Letona	ISP Reimbursement - 12/1 - 2/28	04/16/2025	50.85
14320	Dixie Bailon	ISP Reimbursement - 12/1 - 2/28	04/16/2025	50.85
14321	Dolores Guardado	ISP Reimbursement - 12/1 - 2/28	04/16/2025	50.85
14322	Dominic Benjamin	ISP Reimbursement - 12/1 - 2/28	04/16/2025	50.85
14323	Dominique Williams	ISP Reimbursement - 12/1 - 2/28	04/16/2025	50.85
14324	Domonic Teal	ISP Reimbursement - 12/1 - 2/28	04/16/2025	50.85
14325	Domonique Bingham	ISP Reimbursement - 12/1 - 2/28	04/16/2025	50.85
14326	Donald Conde	ISP Reimbursement - 12/1 - 2/28	04/16/2025	50.85
14327	Donald Tillman II	ISP Reimbursement - 12/1 - 2/28	04/16/2025	50.85
14328	Donica Santos	ISP Reimbursement - 12/1 - 2/28	04/16/2025	50.85
14329	Dora Castillo	ISP Reimbursement - 12/1 - 2/28	04/16/2025	50.85
14330	Dora Escalante	ISP Reimbursement - 12/1 - 2/28	04/16/2025	50.85
14331	Dorinda Palato	ISP Reimbursement - 12/1 - 2/28	04/16/2025	50.85
14332	Doris C Estrada	ISP Reimbursement - 12/1 - 2/28	04/16/2025	50.85
14333	Dorissa Yancik	ISP Reimbursement - 12/1 - 2/28	04/16/2025	50.85
14334	Dorthula Dottie Damazo	ISP Reimbursement - 12/1 - 2/28	04/16/2025	50.85
14335	Dulce Johnson	ISP Reimbursement - 12/1 - 2/28	04/16/2025	50.85
14336	Dulce M Rodriguez	ISP Reimbursement - 12/1 - 2/28	04/16/2025	50.85
14337	Duniya Noorani	ISP Reimbursement - 12/1 - 2/28	04/16/2025	50.85
14338	Dylan Dougal	ISP Reimbursement - 12/1 - 2/28	04/16/2025	50.85
14339	Earlene Silva	ISP Reimbursement - 12/1 - 2/28	04/16/2025	50.85
14340	Ebonie Young	ISP Reimbursement - 12/1 - 2/28	04/16/2025	50.85
14341	Ebony Boreaux	ISP Reimbursement - 12/1 - 2/28	04/16/2025	50.85
14342	Ebony Henry	ISP Reimbursement - 12/1 - 2/28	04/16/2025	50.85
14343	Eddie Velasco	ISP Reimbursement - 12/1 - 2/28	04/16/2025	50.85
14344	Edgility Consulting	Consulting Svcs	04/16/2025	9,000.00
14345	Edith Perez	ISP Reimbursement - 12/1 - 2/28	04/16/2025	50.85
14346	Edith Rodriguez	ISP Reimbursement - 12/1 - 2/28	04/16/2025	50.85
14347	Edward Gurrrola	ISP Reimbursement - 12/1 - 2/28	04/16/2025	50.85
14348	EDWARD KANON	ISP Reimbursement - 12/1 - 2/28	04/16/2025	50.85
14349	Edward Vasquez	ISP Reimbursement - 12/1 - 2/28	04/16/2025	50.85
14350	Eileen Argueta-Escobar	ISP Reimbursement - 12/1 - 2/28	04/16/2025	50.85
14351	Ekaterina Kalenova	ISP Reimbursement - 12/1 - 2/28	04/16/2025	50.85

Southern California

Check Register

For the period ended April 30, 2025

Check Number	Vendor Name	Transaction Description	Check Date	Check Amount
14352	Elaine Chavez	ISP Reimbursement - 12/1 - 2/28	04/16/2025	50.85
14353	Elaine Clark	ISP Reimbursement - 12/1 - 2/28	04/16/2025	50.85
14354	Elaine Hinojos	ISP Reimbursement - 12/1 - 2/28	04/16/2025	50.85
14355	Elaine Wilson	ISP Reimbursement - 12/1 - 2/28	04/16/2025	50.85
14356	Elena Bacon	ISP Reimbursement - 12/1 - 2/28	04/16/2025	50.85
14357	Elena Biggs	ISP Reimbursement - 12/1 - 2/28	04/16/2025	50.85
14358	Elena Garcia	ISP Reimbursement - 12/1 - 2/28	04/16/2025	50.85
14359	Elena Repetto	ISP Reimbursement - 12/1 - 2/28	04/16/2025	50.85
14360	Elena Reyna	ISP Reimbursement - 12/1 - 2/28	04/16/2025	50.85
14361	Elias Herrera	ISP Reimbursement - 12/1 - 2/28	04/16/2025	50.85
14362	Elisa M Jones	ISP Reimbursement - 12/1 - 2/28	04/16/2025	50.85
14363	Elisabeth Hernandez	ISP Reimbursement - 12/1 - 2/28	04/16/2025	50.85
14364	Elisabeth Ryan	ISP Reimbursement - 12/1 - 2/28	04/16/2025	50.85
14365	Elise Fonseca	ISP Reimbursement - 12/1 - 2/28	04/16/2025	50.85
14366	Elisha Braswell	ISP Reimbursement - 12/1 - 2/28	04/16/2025	50.85
14367	Elizabeth Anguiano	ISP Reimbursement - 12/1 - 2/28	04/16/2025	50.85
14368	Elizabeth Bowman	ISP Reimbursement - 12/1 - 2/28	04/16/2025	50.85
14369	Elizabeth Cacho	ISP Reimbursement - 12/1 - 2/28	04/16/2025	50.85
14370	Elizabeth Ceballos	ISP Reimbursement - 12/1 - 2/28	04/16/2025	50.85
14371	Elizabeth Chavez	ISP Reimbursement - 12/1 - 2/28	04/16/2025	50.85
14372	Elizabeth Escalera	ISP Reimbursement - 12/1 - 2/28	04/16/2025	50.85
14373	Elizabeth Gianini	ISP Reimbursement - 12/1 - 2/28	04/16/2025	50.85
14374	Elizabeth Gridley	ISP Reimbursement - 12/1 - 2/28	04/16/2025	50.85
14375	Elizabeth Hernandez	ISP Reimbursement - 12/1 - 2/28	04/16/2025	50.85
14376	Elizabeth M Parada	ISP Reimbursement - 12/1 - 2/28	04/16/2025	50.85
14377	Elizabeth Paulo	ISP Reimbursement - 12/1 - 2/28	04/16/2025	50.85
14378	Elizabeth Perez	ISP Reimbursement - 12/1 - 2/28	04/16/2025	33.90
14379	Elizabeth Rosario	ISP Reimbursement - 12/1 - 2/28	04/16/2025	50.85
14380	Elizabeth Steele	ISP Reimbursement - 12/1 - 2/28	04/16/2025	50.85
14381	Elizabeth Stevens	ISP Reimbursement - 12/1 - 2/28	04/16/2025	50.85
14382	Elizabeth Tedesco	ISP Reimbursement - 12/1 - 2/28	04/16/2025	50.85
14383	Elizabeth Villarreal	ISP Reimbursement - 12/1 - 2/28	04/16/2025	50.85
14384	Ella Jones	ISP Reimbursement - 12/1 - 2/28	04/16/2025	50.85
14385	Ellen Thornhill	ISP Reimbursement - 12/1 - 2/28	04/16/2025	50.85
14386	Elma Alonzo	ISP Reimbursement - 12/1 - 2/28	04/16/2025	50.85
14387	Elmer Plancarte	ISP Reimbursement - 12/1 - 2/28	04/16/2025	50.85
14388	Eloisa Melo Perez	ISP Reimbursement - 12/1 - 2/28	04/16/2025	50.85
14389	Eloisa Perez	ISP Reimbursement - 12/1 - 2/28	04/16/2025	50.85
14390	Elsa Castillo	ISP Reimbursement - 12/1 - 2/28	04/16/2025	50.85
14391	Elsa Valdez	ISP Reimbursement - 12/1 - 2/28	04/16/2025	50.85
14392	Elyce Gray	ISP Reimbursement - 12/1 - 2/28	04/16/2025	50.85
14393	Emerald Brooks	ISP Reimbursement - 12/1 - 2/28	04/16/2025	50.85
14394	Emilia Heredia Acevedo	ISP Reimbursement - 12/1 - 2/28	04/16/2025	50.85
14395	Emilia Ionashku	ISP Reimbursement - 12/1 - 2/28	04/16/2025	50.85
14396	Emilio Godinez	ISP Reimbursement - 12/1 - 2/28	04/16/2025	50.85
14397	Emily Ball	ISP Reimbursement - 12/1 - 2/28	04/16/2025	50.85
14398	Emily Gomez	ISP Reimbursement - 12/1 - 2/28	04/16/2025	50.85
14399	Emily Huynh	ISP Reimbursement - 12/1 - 2/28	04/16/2025	50.85
14400	Emily Johnson	ISP Reimbursement - 12/1 - 2/28	04/16/2025	50.85
14401	Emily Lopez	ISP Reimbursement - 12/1 - 2/28	04/16/2025	50.85
14402	Emily S. Doyle	ISP Reimbursement - 12/1 - 2/28	04/16/2025	50.85
14403	Emily Seifert	ISP Reimbursement - 12/1 - 2/28	04/16/2025	50.85
14404	Emily Trujillo	ISP Reimbursement - 12/1 - 2/28	04/16/2025	50.85
14405	Emma Barry	ISP Reimbursement - 12/1 - 2/28	04/16/2025	50.85
14406	Emma Cortez	ISP Reimbursement - 12/1 - 2/28	04/16/2025	33.90
14407	Emma Kazaryan	ISP Reimbursement - 12/1 - 2/28	04/16/2025	50.85
14408	Emma Valdez	ISP Reimbursement - 12/1 - 2/28	04/16/2025	50.85
14409	Emmalee Allison	ISP Reimbursement - 12/1 - 2/28	04/16/2025	50.85
14410	Emmanuel Mathis	ISP Reimbursement - 12/1 - 2/28	04/16/2025	50.85
14411	Emmanuel Ruiz Serrano	ISP Reimbursement - 12/1 - 2/28	04/16/2025	50.85
14412	Enrique Rocha	ISP Reimbursement - 12/1 - 2/28	04/16/2025	50.85
14413	Enzo Nguyen	ISP Reimbursement - 12/1 - 2/28	04/16/2025	50.85
14414	Eric Corral	ISP Reimbursement - 12/1 - 2/28	04/16/2025	50.85
14415	ERIC GARDNER	ISP Reimbursement - 12/1 - 2/28	04/16/2025	50.85
14416	Eric Gunn	ISP Reimbursement - 12/1 - 2/28	04/16/2025	50.85
14417	Eric Messner	ISP Reimbursement - 12/1 - 2/28	04/16/2025	50.85
14418	Eric Paisfe	ISP Reimbursement - 12/1 - 2/28	04/16/2025	50.85
14419	Eric Turner	ISP Reimbursement - 12/1 - 2/28	04/16/2025	50.85
14420	Erica Dioses Smith	ISP Reimbursement - 12/1 - 2/28	04/16/2025	50.85
14421	Erica Hernandez	ISP Reimbursement - 12/1 - 2/28	04/16/2025	50.85

Southern California

Check Register

For the period ended April 30, 2025

Check Number	Vendor Name	Transaction Description	Check Date	Check Amount
14422	Erica Herrera	ISP Reimbursement - 12/1 - 2/28	04/16/2025	50.85
14423	Erica Marin	ISP Reimbursement - 12/1 - 2/28	04/16/2025	50.85
14424	Erik Burns	ISP Reimbursement - 12/1 - 2/28	04/16/2025	50.85
14425	Erik Demchesen	ISP Reimbursement - 12/1 - 2/28	04/16/2025	50.85
14426	Erik Dubois	ISP Reimbursement - 12/1 - 2/28	04/16/2025	50.85
14427	Erika Acosta	ISP Reimbursement - 12/1 - 2/28	04/16/2025	50.85
14428	Erika Cabadas-Matias	ISP Reimbursement - 12/1 - 2/28	04/16/2025	50.85
14429	Erika Cole	ISP Reimbursement - 12/1 - 2/28	04/16/2025	50.85
14430	Erika De Anda	ISP Reimbursement - 12/1 - 2/28	04/16/2025	50.85
14431	Erika Escobedo	ISP Reimbursement - 12/1 - 2/28	04/16/2025	50.85
14432	Erika Fajson	ISP Reimbursement - 12/1 - 2/28	04/16/2025	50.85
14433	Erika Lopez	ISP Reimbursement - 12/1 - 2/28	04/16/2025	50.85
14434	Erika Moon	ISP Reimbursement - 12/1 - 2/28	04/16/2025	16.95
14435	Erika Scott	ISP Reimbursement - 12/1 - 2/28	04/16/2025	50.85
14436	Erika Williams-Jackson	ISP Reimbursement - 12/1 - 2/28	04/16/2025	50.85
14437	Erin Cole	ISP Reimbursement - 12/1 - 2/28	04/16/2025	50.85
14438	Erin Crouch	ISP Reimbursement - 12/1 - 2/28	04/16/2025	50.85
14439	Erin Fujinami	ISP Reimbursement - 12/1 - 2/28	04/16/2025	50.85
14440	Erin Horpayak	ISP Reimbursement - 12/1 - 2/28	04/16/2025	50.85
14441	Erin McNerney	ISP Reimbursement - 12/1 - 2/28	04/16/2025	50.85
14442	Erin ODonnell	ISP Reimbursement - 12/1 - 2/28	04/16/2025	50.85
14443	Erin Walker	ISP Reimbursement - 12/1 - 2/28	04/16/2025	50.85
14444	Ernest Jimenez	ISP Reimbursement - 12/1 - 2/28	04/16/2025	50.85
14445	Ernie Vuong	ISP Reimbursement - 12/1 - 2/28	04/16/2025	50.85
14446	Erwin A Alaan	ISP Reimbursement - 12/1 - 2/28	04/16/2025	50.85
14447	Erwin Biter	ISP Reimbursement - 12/1 - 2/28	04/16/2025	50.85
14448	Esmeralda Figueroa	ISP Reimbursement - 12/1 - 2/28	04/16/2025	50.85
14449	Esmeralda Herrera	ISP Reimbursement - 12/1 - 2/28	04/16/2025	50.85
14450	Esmeralda Lopez	ISP Reimbursement - 12/1 - 2/28	04/16/2025	50.85
14451	Esmeralda Naranjo	ISP Reimbursement - 12/1 - 2/28	04/16/2025	50.85
14452	Esmeralda Santos	ISP Reimbursement - 12/1 - 2/28	04/16/2025	50.85
14453	Esperanza Alonso	ISP Reimbursement - 12/1 - 2/28	04/16/2025	50.85
14454	Esperanza Cruz	ISP Reimbursement - 12/1 - 2/28	04/16/2025	50.85
14455	Esperanza Hernandez	ISP Reimbursement - 12/1 - 2/28	04/16/2025	50.85
14456	Esperanza Ortega De Garza	ISP Reimbursement - 12/1 - 2/28	04/16/2025	50.85
14457	Essam Shaaban	ISP Reimbursement - 12/1 - 2/28	04/16/2025	50.85
14458	Estafana Johnson	ISP Reimbursement - 12/1 - 2/28	04/16/2025	50.85
14459	Estela Tolentino	ISP Reimbursement - 12/1 - 2/28	04/16/2025	50.85
14460	Eugene-Corraen McQueen	ISP Reimbursement - 12/1 - 2/28	04/16/2025	50.85
14461	Eva Vokolek	ISP Reimbursement - 12/1 - 2/28	04/16/2025	50.85
14462	Evangelina Ledesma	ISP Reimbursement - 12/1 - 2/28	04/16/2025	50.85
14463	Evaristo Arrillaga Hernandez	ISP Reimbursement - 12/1 - 2/28	04/16/2025	50.85
14464	Evelin De Santiago	ISP Reimbursement - 12/1 - 2/28	04/16/2025	50.85
14465	Evelyn Fisher	ISP Reimbursement - 12/1 - 2/28	04/16/2025	33.90
14466	Evelyn Salazar	ISP Reimbursement - 12/1 - 2/28	04/16/2025	50.85
14467	Evelyn Salinas	ISP Reimbursement - 12/1 - 2/28	04/16/2025	50.85
14468	Evelyn Ventura	ISP Reimbursement - 12/1 - 2/28	04/16/2025	50.85
14469	Every Special Child LLC	SpEd Svcs - 03/25	04/16/2025	5,704.00
14470	Evelt Ferguson	ISP Reimbursement - 12/1 - 2/28	04/16/2025	50.85
14471	Evgeniya Grigoreva	ISP Reimbursement - 12/1 - 2/28	04/16/2025	50.85
14472	Eyela Gammons	ISP Reimbursement - 12/1 - 2/28	04/16/2025	50.85
14473	Eyvone Reynolds	ISP Reimbursement - 12/1 - 2/28	04/16/2025	50.85
14474	Fabiola Nora Cuyuch de Ortiz	ISP Reimbursement - 12/1 - 2/28	04/16/2025	50.85
14475	Faith Brown	ISP Reimbursement - 12/1 - 2/28	04/16/2025	50.85
14476	Fanny Segovia	ISP Reimbursement - 12/1 - 2/28	04/16/2025	50.85
14477	Farah Krim	ISP Reimbursement - 12/1 - 2/28	04/16/2025	50.85
14478	Farhan Fadoo	ISP Reimbursement - 12/1 - 2/28	04/16/2025	50.85
14479	FATOS YUKSEL	ISP Reimbursement - 12/1 - 2/28	04/16/2025	50.85
14480	Faustina Mason	ISP Reimbursement - 12/1 - 2/28	04/16/2025	50.85
14481	Fausto Lopez	ISP Reimbursement - 12/1 - 2/28	04/16/2025	50.85
14482	Felicia Butts	ISP Reimbursement - 12/1 - 2/28	04/16/2025	50.85
14483	Felicia Duarte	ISP Reimbursement - 12/1 - 2/28	04/16/2025	50.85
14484	Felicita Galo	ISP Reimbursement - 12/1 - 2/28	04/16/2025	50.85
14485	Feltina Holmes	ISP Reimbursement - 12/1 - 2/28	04/16/2025	50.85
14486	Feras Droubi	ISP Reimbursement - 12/1 - 2/28	04/16/2025	50.85
14487	Fernando Ortiz	ISP Reimbursement - 12/1 - 2/28	04/16/2025	16.95
14488	Fernando Sierdia	ISP Reimbursement - 12/1 - 2/28	04/16/2025	50.85
14489	Flor Estrella	ISP Reimbursement - 12/1 - 2/28	04/16/2025	50.85
14490	Florence Jasmin Goedtel	ISP Reimbursement - 12/1 - 2/28	04/16/2025	50.85
14491	Florene Chan	ISP Reimbursement - 12/1 - 2/28	04/16/2025	50.85

Southern California

Check Register

For the period ended April 30, 2025

Check Number	Vendor Name	Transaction Description	Check Date	Check Amount
14492	Floyd Layher	ISP Reimbursement - 12/1 - 2/28	04/16/2025	50.85
14493	Follett Higher Education Group, LLC	Textbooks	04/16/2025	84.50
14494	Forest Berry	ISP Reimbursement - 12/1 - 2/28	04/16/2025	50.85
14495	Fouad Abuodeh	ISP Reimbursement - 12/1 - 2/28	04/16/2025	50.85
14496	Frances Woodward	ISP Reimbursement - 12/1 - 2/28	04/16/2025	50.85
14497	Francine Bucog	ISP Reimbursement - 12/1 - 2/28	04/16/2025	50.85
14498	Francisca Arrocha	ISP Reimbursement - 12/1 - 2/28	04/16/2025	50.85
14499	Francisca Solis	ISP Reimbursement - 12/1 - 2/28	04/16/2025	50.85
14500	Francisco Gonzalez	ISP Reimbursement - 12/1 - 2/28	04/16/2025	50.85
14501	Francois Craig	ISP Reimbursement - 12/1 - 2/28	04/16/2025	50.85
14502	Frank Tu	ISP Reimbursement - 12/1 - 2/28	04/16/2025	50.85
14503	Frederick McCray	ISP Reimbursement - 12/1 - 2/28	04/16/2025	50.85
14504	Fresca Carboni	ISP Reimbursement - 12/1 - 2/28	04/16/2025	50.85
14505	Freshta Amin	ISP Reimbursement - 12/1 - 2/28	04/16/2025	50.85
14506	Frida Purdy	ISP Reimbursement - 12/1 - 2/28	04/16/2025	50.85
14507	Fuhling Ng	ISP Reimbursement - 12/1 - 2/28	04/16/2025	50.85
14508	Gabriel De La Rosa	ISP Reimbursement - 12/1 - 2/28	04/16/2025	50.85
14509	Gabriel Diaz	ISP Reimbursement - 12/1 - 2/28	04/16/2025	50.85
14510	Gabriela Dillon	ISP Reimbursement - 12/1 - 2/28	04/16/2025	50.85
14511	Gabriela Estrada	ISP Reimbursement - 12/1 - 2/28	04/16/2025	50.85
14512	Gabriela Magana	ISP Reimbursement - 12/1 - 2/28	04/16/2025	50.85
14513	Gabriela Popa	ISP Reimbursement - 12/1 - 2/28	04/16/2025	50.85
14514	Gabriela Quezada	ISP Reimbursement - 12/1 - 2/28	04/16/2025	50.85
14515	Gabrielle Modesti	ISP Reimbursement - 12/1 - 2/28	04/16/2025	50.85
14516	Gary Castillo JR	ISP Reimbursement - 12/1 - 2/28	04/16/2025	33.90
14517	Gena Wakefield	ISP Reimbursement - 12/1 - 2/28	04/16/2025	50.85
14518	Genesis Rios Gonzales	ISP Reimbursement - 12/1 - 2/28	04/16/2025	50.85
14519	Genevieve Flores	ISP Reimbursement - 12/1 - 2/28	04/16/2025	50.85
14520	Genevieve Jenkins	ISP Reimbursement - 12/1 - 2/28	04/16/2025	50.85
14521	Genna-Marie N Grove	ISP Reimbursement - 12/1 - 2/28	04/16/2025	50.85
14522	Geoffrey James	ISP Reimbursement - 12/1 - 2/28	04/16/2025	50.85
14523	Georg Baerje	ISP Reimbursement - 12/1 - 2/28	04/16/2025	50.85
14524	George Bonilla	ISP Reimbursement - 12/1 - 2/28	04/16/2025	50.85
14525	George Linares	ISP Reimbursement - 12/1 - 2/28	04/16/2025	50.85
14526	George Romero	ISP Reimbursement - 12/1 - 2/28	04/16/2025	50.85
14527	George Vazquez	ISP Reimbursement - 12/1 - 2/28	04/16/2025	50.85
14528	Georgette Cones	ISP Reimbursement - 12/1 - 2/28	04/16/2025	50.85
14529	Georgette Hardiman	ISP Reimbursement - 12/1 - 2/28	04/16/2025	50.85
14530	Georgia Neese	ISP Reimbursement - 12/1 - 2/28	04/16/2025	50.85
14531	Georgiana Pitts	ISP Reimbursement - 12/1 - 2/28	04/16/2025	50.85
14532	Georgina Solares	ISP Reimbursement - 12/1 - 2/28	04/16/2025	50.85
14533	Geraldine Macco	ISP Reimbursement - 12/1 - 2/28	04/16/2025	50.85
14534	Gerardo Ramirez	ISP Reimbursement - 12/1 - 2/28	04/16/2025	50.85
14535	Ghulam Farid	ISP Reimbursement - 12/1 - 2/28	04/16/2025	50.85
14536	Giang Pham	ISP Reimbursement - 12/1 - 2/28	04/16/2025	50.85
14537	Gianina Koval	ISP Reimbursement - 12/1 - 2/28	04/16/2025	50.85
14538	GiGi Neiman	ISP Reimbursement - 12/1 - 2/28	04/16/2025	50.85
14539	Gilberto M. Wilson Jr.	ISP Reimbursement - 12/1 - 2/28	04/16/2025	50.85
14540	Gilibaldo Chavez	ISP Reimbursement - 12/1 - 2/28	04/16/2025	33.90
14541	Gina Arehart	ISP Reimbursement - 12/1 - 2/28	04/16/2025	50.85
14542	Gina Beijer	ISP Reimbursement - 12/1 - 2/28	04/16/2025	50.85
14543	Gina Hearn	ISP Reimbursement - 12/1 - 2/28	04/16/2025	50.85
14544	Gina Horn	ISP Reimbursement - 12/1 - 2/28	04/16/2025	50.85
14545	Gina Mendicino	ISP Reimbursement - 12/1 - 2/28	04/16/2025	50.85
14546	Gina Segal Cantrell	ISP Reimbursement - 12/1 - 2/28	04/16/2025	50.85
14547	Gina Tuione	ISP Reimbursement - 12/1 - 2/28	04/16/2025	50.85
14548	Gina Turley	ISP Reimbursement - 12/1 - 2/28	04/16/2025	50.85
14549	Gina Velazquez	ISP Reimbursement - 12/1 - 2/28	04/16/2025	50.85
14550	Ginger Moyer	ISP Reimbursement - 12/1 - 2/28	04/16/2025	50.85
14551	Ginger Tuitele	ISP Reimbursement - 12/1 - 2/28	04/16/2025	50.85
14552	Ginny McCoy	ISP Reimbursement - 12/1 - 2/28	04/16/2025	50.85
14553	Gio Iniguez	ISP Reimbursement - 12/1 - 2/28	04/16/2025	50.85
14554	Giovanni Flores	ISP Reimbursement - 12/1 - 2/28	04/16/2025	50.85
14555	Giovanni Ramirez	ISP Reimbursement - 12/1 - 2/28	04/16/2025	50.85
14556	Giselda Caines	ISP Reimbursement - 12/1 - 2/28	04/16/2025	50.85
14557	Giselle Almendarez	ISP Reimbursement - 12/1 - 2/28	04/16/2025	50.85
14558	Giselle Mendoza Leonardo	ISP Reimbursement - 12/1 - 2/28	04/16/2025	50.85
14559	Gladys Pimentel	ISP Reimbursement - 12/1 - 2/28	04/16/2025	50.85
14560	Gladys Van Dyne	ISP Reimbursement - 12/1 - 2/28	04/16/2025	50.85
14561	Gloria Butenko	ISP Reimbursement - 12/1 - 2/28	04/16/2025	50.85

Southern California

Check Register

For the period ended April 30, 2025

Check Number	Vendor Name	Transaction Description	Check Date	Check Amount
14562	Gloria Hercules	ISP Reimbursement - 12/1 - 2/28	04/16/2025	50.85
14563	Godfrey Rivera	ISP Reimbursement - 12/1 - 2/28	04/16/2025	50.85
14564	Gourav Auluck	ISP Reimbursement - 12/1 - 2/28	04/16/2025	50.85
14565	Gracie Goodson	ISP Reimbursement - 12/1 - 2/28	04/16/2025	50.85
14566	Graziano Pena	ISP Reimbursement - 12/1 - 2/28	04/16/2025	84.75
14567	Graziella Quevedo	ISP Reimbursement - 12/1 - 2/28	04/16/2025	50.85
14568	Grecia Corzo	ISP Reimbursement - 12/1 - 2/28	04/16/2025	50.85
14569	Gregg Emmel	ISP Reimbursement - 12/1 - 2/28	04/16/2025	50.85
14570	Gregory Darby	ISP Reimbursement - 12/1 - 2/28	04/16/2025	50.85
14571	Gregory Jorgensen	ISP Reimbursement - 12/1 - 2/28	04/16/2025	50.85
14572	Gregory L Lewis II	ISP Reimbursement - 12/1 - 2/28	04/16/2025	50.85
14573	Gricelda Godinez	ISP Reimbursement - 12/1 - 2/28	04/16/2025	50.85
14574	Griscel Sandoval	ISP Reimbursement - 12/1 - 2/28	04/16/2025	50.85
14575	Grisel Gomez	ISP Reimbursement - 12/1 - 2/28	04/16/2025	50.85
14576	Guadalupe Gallardo	ISP Reimbursement - 12/1 - 2/28	04/16/2025	50.85
14577	Guadalupe Lozano	ISP Reimbursement - 12/1 - 2/28	04/16/2025	50.85
14578	Guadalupe Menjivar	ISP Reimbursement - 12/1 - 2/28	04/16/2025	50.85
14579	Guadalupe Miranda	ISP Reimbursement - 12/1 - 2/28	04/16/2025	50.85
14580	Guadalupe Perez	ISP Reimbursement - 12/1 - 2/28	04/16/2025	50.85
14581	Guadalupe Rosas	ISP Reimbursement - 12/1 - 2/28	04/16/2025	50.85
14582	Guillermo Garcia	ISP Reimbursement - 12/1 - 2/28	04/16/2025	50.85
14583	Gunter Kruger	ISP Reimbursement - 12/1 - 2/28	04/16/2025	50.85
14584	Gwen McGee	ISP Reimbursement - 12/1 - 2/28	04/16/2025	50.85
14585	Halie Wood	ISP Reimbursement - 12/1 - 2/28	04/16/2025	50.85
14586	Halonnah Kay	ISP Reimbursement - 12/1 - 2/28	04/16/2025	50.85
14587	Hana Ahmad	ISP Reimbursement - 12/1 - 2/28	04/16/2025	50.85
14588	Hanh Burns	ISP Reimbursement - 12/1 - 2/28	04/16/2025	50.85
14589	Hanh Chau	ISP Reimbursement - 12/1 - 2/28	04/16/2025	50.85
14590	Hani Alaghbari	ISP Reimbursement - 12/1 - 2/28	04/16/2025	50.85
14591	Hannah Spring	ISP Reimbursement - 12/1 - 2/28	04/16/2025	50.85
14592	Harold Hicks	ISP Reimbursement - 12/1 - 2/28	04/16/2025	50.85
14593	Hassina Pashtoon	ISP Reimbursement - 12/1 - 2/28	04/16/2025	50.85
14594	Haydee A Mixco	ISP Reimbursement - 12/1 - 2/28	04/16/2025	50.85
14595	Hayley Holcomb	ISP Reimbursement - 12/1 - 2/28	04/16/2025	50.85
14596	Haza Saeed	ISP Reimbursement - 12/1 - 2/28	04/16/2025	50.85
14597	Headstand	Marketing Svcs 02/25	04/16/2025	72,001.60
14598	Heather Benavides	ISP Reimbursement - 12/1 - 2/28	04/16/2025	50.85
14599	Heather Bertolucci	ISP Reimbursement - 12/1 - 2/28	04/16/2025	50.85
14600	Heather Bradley	ISP Reimbursement - 12/1 - 2/28	04/16/2025	50.85
14601	Heather Evans	ISP Reimbursement - 12/1 - 2/28	04/16/2025	50.85
14602	Heather Forbis	ISP Reimbursement - 12/1 - 2/28	04/16/2025	50.85
14603	Heather Garcia	ISP Reimbursement - 12/1 - 2/28	04/16/2025	50.85
14604	Heather Haley	ISP Reimbursement - 12/1 - 2/28	04/16/2025	50.85
14605	Heather Knight	ISP Reimbursement - 12/1 - 2/28	04/16/2025	50.85
14606	Heather Marcial	ISP Reimbursement - 12/1 - 2/28	04/16/2025	50.85
14607	Heather Martinez	ISP Reimbursement - 12/1 - 2/28	04/16/2025	50.85
14608	Heather Morton	ISP Reimbursement - 12/1 - 2/28	04/16/2025	50.85
14609	Heather Mundy	ISP Reimbursement - 12/1 - 2/28	04/16/2025	50.85
14610	Heather Ruggles	ISP Reimbursement - 12/1 - 2/28	04/16/2025	50.85
14611	Heather Smith	ISP Reimbursement - 12/1 - 2/28	04/16/2025	50.85
14612	Heather Valadez	ISP Reimbursement - 12/1 - 2/28	04/16/2025	50.85
14613	Heather Zepeda	ISP Reimbursement - 12/1 - 2/28	04/16/2025	50.85
14614	Heidi Correa	ISP Reimbursement - 12/1 - 2/28	04/16/2025	50.85
14615	Heidi Pelak	ISP Reimbursement - 12/1 - 2/28	04/16/2025	50.85
14616	Heidi Vredenburg	ISP Reimbursement - 12/1 - 2/28	04/16/2025	50.85
14617	Heidi Whitefy	ISP Reimbursement - 12/1 - 2/28	04/16/2025	50.85
14618	Henry Alva Alva	ISP Reimbursement - 12/1 - 2/28	04/16/2025	50.85
14619	Heriberto Duran	ISP Reimbursement - 12/1 - 2/28	04/16/2025	50.85
14620	Herman Rhaburn	ISP Reimbursement - 12/1 - 2/28	04/16/2025	16.95
14621	Hesham Diab	ISP Reimbursement - 12/1 - 2/28	04/16/2025	50.85
14622	Hilary Astete	ISP Reimbursement - 12/1 - 2/28	04/16/2025	50.85
14623	Hilary Kosty	ISP Reimbursement - 12/1 - 2/28	04/16/2025	50.85
14624	Hilda Salvador	ISP Reimbursement - 12/1 - 2/28	04/16/2025	50.85
14625	Hiram Romero	ISP Reimbursement - 12/1 - 2/28	04/16/2025	50.85
14626	Hiroaki Tokuda	ISP Reimbursement - 12/1 - 2/28	04/16/2025	50.85
14627	Hjalmar Isabelle	ISP Reimbursement - 12/1 - 2/28	04/16/2025	50.85
14628	Hogaia Mohammed	ISP Reimbursement - 12/1 - 2/28	04/16/2025	50.85
14629	Holly Randles	ISP Reimbursement - 12/1 - 2/28	04/16/2025	50.85
14630	Holly Watts	ISP Reimbursement - 12/1 - 2/28	04/16/2025	50.85
14631	Honey Rose Pacheco	ISP Reimbursement - 12/1 - 2/28	04/16/2025	50.85

Southern California

Check Register

For the period ended April 30, 2025

Check Number	Vendor Name	Transaction Description	Check Date	Check Amount
14632	HONGLU ZHANG	ISP Reimbursement - 12/1 - 2/28	04/16/2025	50.85
14633	HONGSHI XIAO	ISP Reimbursement - 12/1 - 2/28	04/16/2025	50.85
14634	Hope Carreira	ISP Reimbursement - 12/1 - 2/28	04/16/2025	50.85
14635	Hortencia Arellano	ISP Reimbursement - 12/1 - 2/28	04/16/2025	50.85
14636	Houda Mowatt	ISP Reimbursement - 12/1 - 2/28	04/16/2025	50.85
14637	Hoyong Kim	ISP Reimbursement - 12/1 - 2/28	04/16/2025	50.85
14638	Hubert Catlett	ISP Reimbursement - 12/1 - 2/28	04/16/2025	50.85
14639	Hubert Manalo	ISP Reimbursement - 12/1 - 2/28	04/16/2025	50.85
14640	Huei-Li Barker	ISP Reimbursement - 12/1 - 2/28	04/16/2025	50.85
14641	Hugo Chavez Rodriguez	ISP Reimbursement - 12/1 - 2/28	04/16/2025	50.85
14642	Hunter Estephan	ISP Reimbursement - 12/1 - 2/28	04/16/2025	50.85
14643	Ibrahim Hugais	ISP Reimbursement - 12/1 - 2/28	04/16/2025	50.85
14644	Idalia Garcia	ISP Reimbursement - 12/1 - 2/28	04/16/2025	50.85
14645	Ilesha Reeves	ISP Reimbursement - 12/1 - 2/28	04/16/2025	50.85
14646	Ignacio Gutierrez	ISP Reimbursement - 12/1 - 2/28	04/16/2025	50.85
14647	ilene Landeros	ISP Reimbursement - 12/1 - 2/28	04/16/2025	33.90
14648	Iliana Andrade	ISP Reimbursement - 12/1 - 2/28	04/16/2025	50.85
14649	Imane Boudlal	ISP Reimbursement - 12/1 - 2/28	04/16/2025	50.85
14650	Imran Khan	ISP Reimbursement - 12/1 - 2/28	04/16/2025	50.85
14651	Ingrid Hernandez	ISP Reimbursement - 12/1 - 2/28	04/16/2025	50.85
14652	Inna Zvorikina	ISP Reimbursement - 12/1 - 2/28	04/16/2025	50.85
14653	Inocencio Luna	ISP Reimbursement - 12/1 - 2/28	04/16/2025	50.85
14654	Instructure, Inc.	Subscription - 01/25 - 12/25	04/16/2025	958.33
14655	Irasema Fausto	ISP Reimbursement - 12/1 - 2/28	04/16/2025	50.85
14656	Irene Alfaro Zarco	ISP Reimbursement - 12/1 - 2/28	04/16/2025	50.85
14657	Irene Espanola	ISP Reimbursement - 12/1 - 2/28	04/16/2025	50.85
14658	Irene Lozano	ISP Reimbursement - 12/1 - 2/28	04/16/2025	50.85
14659	Irene Moreno	ISP Reimbursement - 12/1 - 2/28	04/16/2025	50.85
14660	Irene Pascual	ISP Reimbursement - 12/1 - 2/28	04/16/2025	50.85
14661	Irene Ritchie	ISP Reimbursement - 12/1 - 2/28	04/16/2025	50.85
14662	Irina Golikova	ISP Reimbursement - 12/1 - 2/28	04/16/2025	50.85
14663	Irina Larina	ISP Reimbursement - 12/1 - 2/28	04/16/2025	50.85
14664	Iris Garcia	ISP Reimbursement - 12/1 - 2/28	04/16/2025	50.85
14665	Irma Perez	ISP Reimbursement - 12/1 - 2/28	04/16/2025	50.85
14666	Isabel Gamino	ISP Reimbursement - 12/1 - 2/28	04/16/2025	50.85
14667	Isabel Marquez	ISP Reimbursement - 12/1 - 2/28	04/16/2025	50.85
14668	Isabel Urbano	ISP Reimbursement - 12/1 - 2/28	04/16/2025	50.85
14669	Isabella Hernandez	ISP Reimbursement - 12/1 - 2/28	04/16/2025	50.85
14670	Isabelle Flores	ISP Reimbursement - 12/1 - 2/28	04/16/2025	50.85
14671	Isabelle Marshall	ISP Reimbursement - 12/1 - 2/28	04/16/2025	50.85
14672	Isela Cerritos	ISP Reimbursement - 12/1 - 2/28	04/16/2025	50.85
14673	Isha Burns	ISP Reimbursement - 12/1 - 2/28	04/16/2025	50.85
14674	Ishakeyva Arnaud	ISP Reimbursement - 12/1 - 2/28	04/16/2025	50.85
14675	Isidra-Lynn Holt	ISP Reimbursement - 12/1 - 2/28	04/16/2025	50.85
14676	Israel Omotade	ISP Reimbursement - 12/1 - 2/28	04/16/2025	50.85
14677	Israel Osuna	ISP Reimbursement - 12/1 - 2/28	04/16/2025	50.85
14678	Itzel Ramirez	ISP Reimbursement - 12/1 - 2/28	04/16/2025	50.85
14679	Ivan Cruz	ISP Reimbursement - 12/1 - 2/28	04/16/2025	50.85
14680	Ivon Valle	ISP Reimbursement - 12/1 - 2/28	04/16/2025	50.85
14681	Izabella Arakelyan	ISP Reimbursement - 12/1 - 2/28	04/16/2025	50.85
14682	Jabar Pollins	ISP Reimbursement - 12/1 - 2/28	04/16/2025	50.85
14683	Jacinda Moore Woodard	ISP Reimbursement - 12/1 - 2/28	04/16/2025	50.85
14684	Jack Pebley	ISP Reimbursement - 12/1 - 2/28	04/16/2025	50.85
14685	Jacki Nodland	ISP Reimbursement - 12/1 - 2/28	04/16/2025	50.85
14686	Jackie Cox	ISP Reimbursement - 12/1 - 2/28	04/16/2025	50.85
14687	Jackie Liu	ISP Reimbursement - 12/1 - 2/28	04/16/2025	50.85
14688	Jacklyn Vasquez	ISP Reimbursement - 12/1 - 2/28	04/16/2025	50.85
14689	Jaclyn Qualls	ISP Reimbursement - 12/1 - 2/28	04/16/2025	50.85
14690	Jacob Burke	ISP Reimbursement - 12/1 - 2/28	04/16/2025	50.85
14691	Jacob Gibson	ISP Reimbursement - 12/1 - 2/28	04/16/2025	50.85
14692	Jacque Harper	ISP Reimbursement - 12/1 - 2/28	04/16/2025	50.85
14693	Jacqueline Buller	ISP Reimbursement - 12/1 - 2/28	04/16/2025	50.85
14694	Jacqueline Cahayag	ISP Reimbursement - 12/1 - 2/28	04/16/2025	50.85
14695	Jacqueline Chavira	ISP Reimbursement - 12/1 - 2/28	04/16/2025	50.85
14696	Jacqueline Gonzalez	ISP Reimbursement - 12/1 - 2/28	04/16/2025	50.85
14697	Jacqueline Henriquez	ISP Reimbursement - 12/1 - 2/28	04/16/2025	50.85
14698	Jacqueline Lopez	ISP Reimbursement - 12/1 - 2/28	04/16/2025	50.85
14699	Jacqueline Torres	ISP Reimbursement - 12/1 - 2/28	04/16/2025	50.85
14700	Jacquelyn Valdenarro	ISP Reimbursement - 12/1 - 2/28	04/16/2025	50.85
14701	Jacquelyn Wenzel	ISP Reimbursement - 12/1 - 2/28	04/16/2025	50.85

Southern California

Check Register

For the period ended April 30, 2025

Check Number	Vendor Name	Transaction Description	Check Date	Check Amount
14702	Jacquiline Cuenca	ISP Reimbursement - 12/1 - 2/28	04/16/2025	50.85
14703	Jaël Soukkaeum	ISP Reimbursement - 12/1 - 2/28	04/16/2025	50.85
14704	Jafeth Gonzalez	ISP Reimbursement - 12/1 - 2/28	04/16/2025	50.85
14705	Jaime Hunter	ISP Reimbursement - 12/1 - 2/28	04/16/2025	50.85
14706	Jaime smith	ISP Reimbursement - 12/1 - 2/28	04/16/2025	50.85
14707	Jaime Yslava	ISP Reimbursement - 12/1 - 2/28	04/16/2025	50.85
14708	Jake Reisender	ISP Reimbursement - 12/1 - 2/28	04/16/2025	50.85
14709	Jake Seo	ISP Reimbursement - 12/1 - 2/28	04/16/2025	50.85
14710	Jamal Thabata	ISP Reimbursement - 12/1 - 2/28	04/16/2025	50.85
14711	Jamelly Castillo	ISP Reimbursement - 12/1 - 2/28	04/16/2025	50.85
14712	James Dutton	ISP Reimbursement - 12/1 - 2/28	04/16/2025	50.85
14713	James Fields	ISP Reimbursement - 12/1 - 2/28	04/16/2025	50.85
14714	James Johnson	ISP Reimbursement - 12/1 - 2/28	04/16/2025	50.85
14715	James Price	ISP Reimbursement - 12/1 - 2/28	04/16/2025	50.85
14716	James Skrinska	ISP Reimbursement - 12/1 - 2/28	04/16/2025	50.85
14717	James Stahl	ISP Reimbursement - 12/1 - 2/28	04/16/2025	33.90
14718	James VanderSys	ISP Reimbursement - 12/1 - 2/28	04/16/2025	50.85
14719	Jamey Lopez	ISP Reimbursement - 12/1 - 2/28	04/16/2025	50.85
14720	Jamie Burton	ISP Reimbursement - 12/1 - 2/28	04/16/2025	50.85
14721	Jamie LeRoy	ISP Reimbursement - 12/1 - 2/28	04/16/2025	50.85
14722	Jamie Levels	ISP Reimbursement - 12/1 - 2/28	04/16/2025	50.85
14723	Jamie Mank	ISP Reimbursement - 12/1 - 2/28	04/16/2025	50.85
14724	Jamie McDonald	ISP Reimbursement - 12/1 - 2/28	04/16/2025	50.85
14725	Jamie Pizzo-Pierce	ISP Reimbursement - 12/1 - 2/28	04/16/2025	50.85
14726	Jamie Rodriguez	ISP Reimbursement - 12/1 - 2/28	04/16/2025	50.85
14727	Jana Al-Imam	ISP Reimbursement - 12/1 - 2/28	04/16/2025	50.85
14728	Janeene White	ISP Reimbursement - 12/1 - 2/28	04/16/2025	50.85
14729	Janelle Buzon	ISP Reimbursement - 12/1 - 2/28	04/16/2025	50.85
14730	Janene Burdick	ISP Reimbursement - 12/1 - 2/28	04/16/2025	50.85
14731	Janesse Eubanks	ISP Reimbursement - 12/1 - 2/28	04/16/2025	50.85
14732	Janet Bernabe	ISP Reimbursement - 12/1 - 2/28	04/16/2025	50.85
14733	Janet Mangum	ISP Reimbursement - 12/1 - 2/28	04/16/2025	50.85
14734	Janet Santiago	ISP Reimbursement - 12/1 - 2/28	04/16/2025	50.85
14735	Janet Valencia	ISP Reimbursement - 12/1 - 2/28	04/16/2025	50.85
14736	Janet Villarreal	ISP Reimbursement - 12/1 - 2/28	04/16/2025	50.85
14737	Janeth Rodriguez	ISP Reimbursement - 12/1 - 2/28	04/16/2025	50.85
14738	Janette Arroyo	ISP Reimbursement - 12/1 - 2/28	04/16/2025	50.85
14739	Janette Johns	ISP Reimbursement - 12/1 - 2/28	04/16/2025	50.85
14740	Janette Pineda	ISP Reimbursement - 12/1 - 2/28	04/16/2025	50.85
14741	Janice Kinney	ISP Reimbursement - 12/1 - 2/28	04/16/2025	50.85
14742	Janine Baygents	ISP Reimbursement - 12/1 - 2/28	04/16/2025	50.85
14743	Janitha Smith	ISP Reimbursement - 12/1 - 2/28	04/16/2025	16.95
14744	Janna Escabar	ISP Reimbursement - 12/1 - 2/28	04/16/2025	50.85
14745	Janney Piohia	ISP Reimbursement - 12/1 - 2/28	04/16/2025	50.85
14746	Janny Ker	ISP Reimbursement - 12/1 - 2/28	04/16/2025	50.85
14747	Januarhee Atianzar	ISP Reimbursement - 12/1 - 2/28	04/16/2025	33.90
14748	Janyne Mirelez	ISP Reimbursement - 12/1 - 2/28	04/16/2025	50.85
14749	Jaquelln Lopez	ISP Reimbursement - 12/1 - 2/28	04/16/2025	50.85
14750	Jaqueline Pineda	ISP Reimbursement - 12/1 - 2/28	04/16/2025	50.85
14751	Jared Adams	ISP Reimbursement - 12/1 - 2/28	04/16/2025	50.85
14752	Jared Damato	ISP Reimbursement - 12/1 - 2/28	04/16/2025	50.85
14753	Jared Rowell	ISP Reimbursement - 12/1 - 2/28	04/16/2025	50.85
14754	Jarmaine Morris-Srey	ISP Reimbursement - 12/1 - 2/28	04/16/2025	50.85
14755	Jashun McGee	ISP Reimbursement - 12/1 - 2/28	04/16/2025	50.85
14756	Jasmine Alquiza	ISP Reimbursement - 12/1 - 2/28	04/16/2025	50.85
14757	Jasmine Cheesman	ISP Reimbursement - 12/1 - 2/28	04/16/2025	50.85
14758	Jasmine Garcia	ISP Reimbursement - 12/1 - 2/28	04/16/2025	50.85
14759	Jasmine Gonzalez	ISP Reimbursement - 12/1 - 2/28	04/16/2025	50.85
14760	Jasmine Mamasig	ISP Reimbursement - 12/1 - 2/28	04/16/2025	50.85
14761	Jasmine Ramirez	ISP Reimbursement - 12/1 - 2/28	04/16/2025	50.85
14762	Jasmine Sanchez	ISP Reimbursement - 12/1 - 2/28	04/16/2025	50.85
14763	Jason Beard	ISP Reimbursement - 12/1 - 2/28	04/16/2025	50.85
14764	Jason Berkenmeier	ISP Reimbursement - 12/1 - 2/28	04/16/2025	50.85
14765	Jason Santos	ISP Reimbursement - 12/1 - 2/28	04/16/2025	50.85
14766	Javier Valencia	ISP Reimbursement - 12/1 - 2/28	04/16/2025	50.85
14767	Jay Rivera	ISP Reimbursement - 12/1 - 2/28	04/16/2025	50.85
14768	Jayla Lambuth	ISP Reimbursement - 12/1 - 2/28	04/16/2025	50.85
14769	Jaylene Marotte	ISP Reimbursement - 12/1 - 2/28	04/16/2025	50.85
14770	Jayson Santos	ISP Reimbursement - 12/1 - 2/28	04/16/2025	50.85
14771	Jazmine Martinez	ISP Reimbursement - 12/1 - 2/28	04/16/2025	50.85

Southern California

Check Register

For the period ended April 30, 2025

Check Number	Vendor Name	Transaction Description	Check Date	Check Amount
14772	Jazmyn Ramirez	ISP Reimbursement - 12/1 - 2/28	04/16/2025	50.85
14773	Jazmien Flores	ISP Reimbursement - 12/1 - 2/28	04/16/2025	50.85
14774	Jazmin Salinas	ISP Reimbursement - 12/1 - 2/28	04/16/2025	50.85
14775	Jeanne Clark	ISP Reimbursement - 12/1 - 2/28	04/16/2025	50.85
14776	Jeanne Quinn	ISP Reimbursement - 12/1 - 2/28	04/16/2025	50.85
14777	Jeannette Evers	ISP Reimbursement - 12/1 - 2/28	04/16/2025	50.85
14778	Jeannette Garcia	ISP Reimbursement - 12/1 - 2/28	04/16/2025	50.85
14779	Jeannie Bratrud	ISP Reimbursement - 12/1 - 2/28	04/16/2025	50.85
14780	Jeanhy Oh	ISP Reimbursement - 12/1 - 2/28	04/16/2025	50.85
14781	Jeff Jen	ISP Reimbursement - 12/1 - 2/28	04/16/2025	50.85
14782	Jeffrey Allan Prescott	ISP Reimbursement - 12/1 - 2/28	04/16/2025	33.90
14783	Jeffrey Bedard	ISP Reimbursement - 12/1 - 2/28	04/16/2025	50.85
14784	Jeffrey Kelloway	ISP Reimbursement - 12/1 - 2/28	04/16/2025	50.85
14785	Jenifer Coffin	ISP Reimbursement - 12/1 - 2/28	04/16/2025	16.95
14786	Jenifer Garcia	ISP Reimbursement - 12/1 - 2/28	04/16/2025	50.85
14787	Jenifer Orozco	ISP Reimbursement - 12/1 - 2/28	04/16/2025	50.85
14788	Jenifer Solorio	ISP Reimbursement - 12/1 - 2/28	04/16/2025	50.85
14789	Jenilee Allawos	ISP Reimbursement - 12/1 - 2/28	04/16/2025	50.85
14790	Jenn Schoener	ISP Reimbursement - 12/1 - 2/28	04/16/2025	50.85
14791	Jenna O'Shea	ISP Reimbursement - 12/1 - 2/28	04/16/2025	50.85
14792	Jennifer Adame	ISP Reimbursement - 12/1 - 2/28	04/16/2025	50.85
14793	Jennifer Briseno	ISP Reimbursement - 12/1 - 2/28	04/16/2025	50.85
14794	Jennifer Brown	ISP Reimbursement - 12/1 - 2/28	04/16/2025	50.85
14795	Jennifer Browne	ISP Reimbursement - 12/1 - 2/28	04/16/2025	50.85
14796	Jennifer Brueggemann	ISP Reimbursement - 12/1 - 2/28	04/16/2025	50.85
14797	Jennifer Cadena	ISP Reimbursement - 12/1 - 2/28	04/16/2025	50.85
14798	Jennifer Cain	ISP Reimbursement - 12/1 - 2/28	04/16/2025	50.85
14799	Jennifer Cary	ISP Reimbursement - 12/1 - 2/28	04/16/2025	50.85
14800	Jennifer Cervantes	ISP Reimbursement - 12/1 - 2/28	04/16/2025	50.85
14801	Jennifer Denner	ISP Reimbursement - 12/1 - 2/28	04/16/2025	50.85
14802	Jovita Diaz	ISP Reimbursement - 12/1 - 2/28	04/16/2025	33.90
14803	Jennifer Eernisse	ISP Reimbursement - 12/1 - 2/28	04/16/2025	50.85
14804	Jennifer Gaul	ISP Reimbursement - 12/1 - 2/28	04/16/2025	50.85
14805	Jennifer Gillett	ISP Reimbursement - 12/1 - 2/28	04/16/2025	50.85
14806	Jennifer Griffin	ISP Reimbursement - 12/1 - 2/28	04/16/2025	50.85
14807	Jennifer Hartley	ISP Reimbursement - 12/1 - 2/28	04/16/2025	16.95
14808	Jennifer Hewitt	ISP Reimbursement - 12/1 - 2/28	04/16/2025	50.85
14809	Jennifer Jacobs	ISP Reimbursement - 12/1 - 2/28	04/16/2025	50.85
14810	Jennifer Jacquez	ISP Reimbursement - 12/1 - 2/28	04/16/2025	50.85
14811	Jennifer Jennings	ISP Reimbursement - 12/1 - 2/28	04/16/2025	50.85
14812	Jennifer Jones	ISP Reimbursement - 12/1 - 2/28	04/16/2025	50.85
14813	Jennifer Labarta	ISP Reimbursement - 12/1 - 2/28	04/16/2025	50.85
14814	Jennifer Lundtoft	ISP Reimbursement - 12/1 - 2/28	04/16/2025	50.85
14815	Jennifer M Daggett	ISP Reimbursement - 12/1 - 2/28	04/16/2025	50.85
14816	Jennifer Murchet	ISP Reimbursement - 12/1 - 2/28	04/16/2025	50.85
14817	JENNIFER NEIENDAM	ISP Reimbursement - 12/1 - 2/28	04/16/2025	50.85
14818	Jennifer Nelson	ISP Reimbursement - 12/1 - 2/28	04/16/2025	50.85
14819	Jennifer Prudencio	ISP Reimbursement - 12/1 - 2/28	04/16/2025	50.85
14820	Jennifer Reber	ISP Reimbursement - 12/1 - 2/28	04/16/2025	50.85
14821	Jennifer Search	ISP Reimbursement - 12/1 - 2/28	04/16/2025	50.85
14822	Jennifer Storck	ISP Reimbursement - 12/1 - 2/28	04/16/2025	50.85
14823	Jennifer Thomas	ISP Reimbursement - 12/1 - 2/28	04/16/2025	50.85
14824	Jennifer Walker	ISP Reimbursement - 12/1 - 2/28	04/16/2025	50.85
14825	Jennifer Wren	ISP Reimbursement - 12/1 - 2/28	04/16/2025	50.85
14826	Jennifer Zamudio	ISP Reimbursement - 12/1 - 2/28	04/16/2025	50.85
14827	Jennifer Caldera	ISP Reimbursement - 12/1 - 2/28	04/16/2025	50.85
14828	Jennine Perez	ISP Reimbursement - 12/1 - 2/28	04/16/2025	50.85
14829	Jenny German	ISP Reimbursement - 12/1 - 2/28	04/16/2025	50.85
14830	Jenny Lemus	ISP Reimbursement - 12/1 - 2/28	04/16/2025	50.85
14831	Jenny Luna	ISP Reimbursement - 12/1 - 2/28	04/16/2025	50.85
14832	Jenny Yoo	ISP Reimbursement - 12/1 - 2/28	04/16/2025	50.85
14833	Jeremiah Almonte	ISP Reimbursement - 12/1 - 2/28	04/16/2025	50.85
14834	Jeremie Bakken	ISP Reimbursement - 12/1 - 2/28	04/16/2025	50.85
14835	Jeremy Hockett	ISP Reimbursement - 12/1 - 2/28	04/16/2025	50.85
14836	Jeremy Olson-Shelton	ISP Reimbursement - 12/1 - 2/28	04/16/2025	50.85
14837	Jerica Rowe	ISP Reimbursement - 12/1 - 2/28	04/16/2025	33.90
14838	Jerome Washington	ISP Reimbursement - 12/1 - 2/28	04/16/2025	50.85
14839	Jerry Chang	ISP Reimbursement - 12/1 - 2/28	04/16/2025	50.85
14840	Jerry Poulton	ISP Reimbursement - 12/1 - 2/28	04/16/2025	50.85
14841	Jesse Gonzalez	ISP Reimbursement - 12/1 - 2/28	04/16/2025	50.85

Southern California

Check Register

For the period ended April 30, 2025

Check Number	Vendor Name	Transaction Description	Check Date	Check Amount
14842	Jesse Hodge	ISP Reimbursement - 12/1 - 2/28	04/16/2025	50.85
14843	Jesse Meade	ISP Reimbursement - 12/1 - 2/28	04/16/2025	50.85
14844	Jesse Simmons	ISP Reimbursement - 12/1 - 2/28	04/16/2025	50.85
14845	Jessica Ahumada	ISP Reimbursement - 12/1 - 2/28	04/16/2025	50.85
14846	Jessica Andrews	ISP Reimbursement - 12/1 - 2/28	04/16/2025	50.85
14847	Jessica Arias	ISP Reimbursement - 12/1 - 2/28	04/16/2025	50.85
14848	Jessica Balladarez	ISP Reimbursement - 12/1 - 2/28	04/16/2025	50.85
14849	Jessica Bustos	ISP Reimbursement - 12/1 - 2/28	04/16/2025	50.85
14850	Jessica Ceja	ISP Reimbursement - 12/1 - 2/28	04/16/2025	50.85
14851	Jessica Diaz	ISP Reimbursement - 12/1 - 2/28	04/16/2025	50.85
14852	Jessica Duncan	ISP Reimbursement - 12/1 - 2/28	04/16/2025	50.85
14853	Jessica Flores	ISP Reimbursement - 12/1 - 2/28	04/16/2025	50.85
14854	Jessica Hansen	ISP Reimbursement - 12/1 - 2/28	04/16/2025	50.85
14855	Jessica Holliday	ISP Reimbursement - 12/1 - 2/28	04/16/2025	50.85
14856	Jessica Johnston	ISP Reimbursement - 12/1 - 2/28	04/16/2025	33.90
14857	Jessica Kaminski	Curriculum	04/16/2025	240.00
14858	Jessica Lopez	ISP Reimbursement - 12/1 - 2/28	04/16/2025	50.85
14859	Jessica McAuliffe	ISP Reimbursement - 12/1 - 2/28	04/16/2025	50.85
14860	Jessica McCue	ISP Reimbursement - 12/1 - 2/28	04/16/2025	50.85
14861	Jessica McRae	ISP Reimbursement - 12/1 - 2/28	04/16/2025	50.85
14862	Jessica Medina	ISP Reimbursement - 12/1 - 2/28	04/16/2025	50.85
14863	Jessica Phillips	ISP Reimbursement - 12/1 - 2/28	04/16/2025	50.85
14864	Jessica randin	ISP Reimbursement - 12/1 - 2/28	04/16/2025	33.90
14865	Jessica Reed	ISP Reimbursement - 12/1 - 2/28	04/16/2025	50.85
14866	Jessica Rodman	ISP Reimbursement - 12/1 - 2/28	04/16/2025	33.90
14867	Jessica Romo	ISP Reimbursement - 12/1 - 2/28	04/16/2025	50.85
14868	Jessica Roque	ISP Reimbursement - 12/1 - 2/28	04/16/2025	50.85
14869	Jessica Ruiz	ISP Reimbursement - 12/1 - 2/28	04/16/2025	50.85
14870	Jessica Salinas	ISP Reimbursement - 12/1 - 2/28	04/16/2025	50.85
14871	Jessica Sierra	ISP Reimbursement - 12/1 - 2/28	04/16/2025	50.85
14872	Jessica Smith	ISP Reimbursement - 12/1 - 2/28	04/16/2025	50.85
14873	Jessica Tan	ISP Reimbursement - 12/1 - 2/28	04/16/2025	50.85
14874	Jessica Thiers	ISP Reimbursement - 12/1 - 2/28	04/16/2025	50.85
14875	Jessica Vargas	ISP Reimbursement - 12/1 - 2/28	04/16/2025	50.85
14876	Jessica Williams	ISP Reimbursement - 12/1 - 2/28	04/16/2025	50.85
14877	Jessica Williams-Tell	ISP Reimbursement - 12/1 - 2/28	04/16/2025	50.85
14878	Jessica Zavala	ISP Reimbursement - 12/1 - 2/28	04/16/2025	50.85
14879	Ji Hye Hong	ISP Reimbursement - 12/1 - 2/28	04/16/2025	50.85
14880	Jiaha Christina Harris	ISP Reimbursement - 12/1 - 2/28	04/16/2025	50.85
14881	JIAJIAN LI	ISP Reimbursement - 12/1 - 2/28	04/16/2025	50.85
14882	Jiei Nishii	ISP Reimbursement - 12/1 - 2/28	04/16/2025	50.85
14883	Jill Isbell	ISP Reimbursement - 12/1 - 2/28	04/16/2025	50.85
14884	Jillian Juarez	ISP Reimbursement - 12/1 - 2/28	04/16/2025	50.85
14885	Jimmy C Lawrence Jr	ISP Reimbursement - 12/1 - 2/28	04/16/2025	50.85
14886	Jinous Moayedi	ISP Reimbursement - 12/1 - 2/28	04/16/2025	50.85
14887	Jireh Canseco	ISP Reimbursement - 12/1 - 2/28	04/16/2025	50.85
14888	Joan Madrigal	ISP Reimbursement - 12/1 - 2/28	04/16/2025	50.85
14889	Joann Corpin	ISP Reimbursement - 12/1 - 2/28	04/16/2025	50.85
14890	JoAnn Corrales	ISP Reimbursement - 12/1 - 2/28	04/16/2025	50.85
14891	JoAnne Candelas	ISP Reimbursement - 12/1 - 2/28	04/16/2025	50.85
14892	Joanne Zamudio	ISP Reimbursement - 12/1 - 2/28	04/16/2025	50.85
14893	Jocelyn Croasmun	ISP Reimbursement - 12/1 - 2/28	04/16/2025	50.85
14894	Jocelyn Khan	ISP Reimbursement - 12/1 - 2/28	04/16/2025	50.85
14895	Jocelyn Shaquri	ISP Reimbursement - 12/1 - 2/28	04/16/2025	50.85
14896	Jodi Takei	ISP Reimbursement - 12/1 - 2/28	04/16/2025	50.85
14897	Jodie Masterson	ISP Reimbursement - 12/1 - 2/28	04/16/2025	50.85
14898	Jodie Nolan	ISP Reimbursement - 12/1 - 2/28	04/16/2025	50.85
14899	Jody Butler	ISP Reimbursement - 12/1 - 2/28	04/16/2025	50.85
14900	Jody Johnson	ISP Reimbursement - 12/1 - 2/28	04/16/2025	50.85
14901	Jody Moreland	ISP Reimbursement - 12/1 - 2/28	04/16/2025	50.85
14902	JOELEN MAESTRO	ISP Reimbursement - 12/1 - 2/28	04/16/2025	50.85
14903	Joelianna Garcia	ISP Reimbursement - 12/1 - 2/28	04/16/2025	50.85
14904	John Flagg	ISP Reimbursement - 12/1 - 2/28	04/16/2025	50.85
14905	John Isaac	ISP Reimbursement - 12/1 - 2/28	04/16/2025	50.85
14906	John Rutledge	ISP Reimbursement - 12/1 - 2/28	04/16/2025	50.85
14907	John Wright	ISP Reimbursement - 12/1 - 2/28	04/16/2025	33.90
14908	John-Carlo Macasil	ISP Reimbursement - 12/1 - 2/28	04/16/2025	16.95
14909	JOHNATHAN CORTEZ	ISP Reimbursement - 12/1 - 2/28	04/16/2025	50.85
14910	Jolene Escobar	ISP Reimbursement - 12/1 - 2/28	04/16/2025	50.85
14911	Jonathan Caceres	ISP Reimbursement - 12/1 - 2/28	04/16/2025	50.85

Southern California

Check Register

For the period ended April 30, 2025

Check Number	Vendor Name	Transaction Description	Check Date	Check Amount
14912	Jonathan Davidson	ISP Reimbursement - 12/1 - 2/28	04/16/2025	50.85
14913	Jonathan Gabrio	ISP Reimbursement - 12/1 - 2/28	04/16/2025	50.85
14914	Jonathan Gutierrez	ISP Reimbursement - 12/1 - 2/28	04/16/2025	50.85
14915	Jonathan Rhein	ISP Reimbursement - 12/1 - 2/28	04/16/2025	50.85
14916	Jonelle Arellano	ISP Reimbursement - 12/1 - 2/28	04/16/2025	50.85
14917	Jorge Ortega	ISP Reimbursement - 12/1 - 2/28	04/16/2025	50.85
14918	Jorge Rangel	ISP Reimbursement - 12/1 - 2/28	04/16/2025	50.85
14919	Jose Arredondo	ISP Reimbursement - 12/1 - 2/28	04/16/2025	50.85
14920	Jose Cervantes	ISP Reimbursement - 12/1 - 2/28	04/16/2025	50.85
14921	Jose Del Rio	ISP Reimbursement - 12/1 - 2/28	04/16/2025	50.85
14922	Jose Garfias	ISP Reimbursement - 12/1 - 2/28	04/16/2025	50.85
14923	Jose Guido	ISP Reimbursement - 12/1 - 2/28	04/16/2025	50.85
14924	Jose Hernandez	ISP Reimbursement - 12/1 - 2/28	04/16/2025	50.85
14925	Jose Luna	ISP Reimbursement - 12/1 - 2/28	04/16/2025	50.85
14926	Jose Medina	ISP Reimbursement - 12/1 - 2/28	04/16/2025	50.85
14927	Jose Perez Marcial	ISP Reimbursement - 12/1 - 2/28	04/16/2025	50.85
14928	Josefa Ann San Juan	ISP Reimbursement - 12/1 - 2/28	04/16/2025	50.85
14929	Joseph Aguilar	ISP Reimbursement - 12/1 - 2/28	04/16/2025	50.85
14930	Joseph Crosby	ISP Reimbursement - 12/1 - 2/28	04/16/2025	50.85
14931	JOSEPH DOOLEY	ISP Reimbursement - 12/1 - 2/28	04/16/2025	16.95
14932	Joseph Johnson	ISP Reimbursement - 12/1 - 2/28	04/16/2025	50.85
14933	Joseph Liberal	ISP Reimbursement - 12/1 - 2/28	04/16/2025	50.85
14934	Joseph Lopez-Clarke	ISP Reimbursement - 12/1 - 2/28	04/16/2025	50.85
14935	Joseph Rogers	ISP Reimbursement - 12/1 - 2/28	04/16/2025	16.95
14936	Joseph VanDine	ISP Reimbursement - 12/1 - 2/28	04/16/2025	50.85
14937	Josephine Lara	ISP Reimbursement - 12/1 - 2/28	04/16/2025	50.85
14938	Josette Hernandez	ISP Reimbursement - 12/1 - 2/28	04/16/2025	50.85
14939	Joshline Brooks	ISP Reimbursement - 12/1 - 2/28	04/16/2025	50.85
14940	Joshua Byrd	ISP Reimbursement - 12/1 - 2/28	04/16/2025	50.85
14941	Joshua Stewart	ISP Reimbursement - 12/1 - 2/28	04/16/2025	50.85
14942	Josiah Byrd	ISP Reimbursement - 12/1 - 2/28	04/16/2025	50.85
14943	Josue Villalobos	ISP Reimbursement - 12/1 - 2/28	04/16/2025	50.85
14944	Joy Beasley	ISP Reimbursement - 12/1 - 2/28	04/16/2025	50.85
14945	Joy Valles	ISP Reimbursement - 12/1 - 2/28	04/16/2025	50.85
14946	Joyce bell	ISP Reimbursement - 12/1 - 2/28	04/16/2025	50.85
14947	Joyce Chen	ISP Reimbursement - 12/1 - 2/28	04/16/2025	50.85
14948	Joyce Yang	ISP Reimbursement - 12/1 - 2/28	04/16/2025	50.85
14949	Juan Juarez	ISP Reimbursement - 12/1 - 2/28	04/16/2025	50.85
14950	Juan Lopez	ISP Reimbursement - 12/1 - 2/28	04/16/2025	50.85
14951	Juan Martinez	ISP Reimbursement - 12/1 - 2/28	04/16/2025	50.85
14952	Juan Ramirez	ISP Reimbursement - 12/1 - 2/28	04/16/2025	50.85
14953	Juan Ramirez	ISP Reimbursement - 12/1 - 2/28	04/16/2025	50.85
14954	Juana Mendoza	ISP Reimbursement - 12/1 - 2/28	04/16/2025	33.90
14955	Juanita Candia	ISP Reimbursement - 12/1 - 2/28	04/16/2025	50.85
14956	Jude Ezeobijesi	ISP Reimbursement - 12/1 - 2/28	04/16/2025	50.85
14957	Judit Flores	ISP Reimbursement - 12/1 - 2/28	04/16/2025	50.85
14958	Judith Garza	ISP Reimbursement - 12/1 - 2/28	04/16/2025	50.85
14959	Judy Campbell	ISP Reimbursement - 12/1 - 2/28	04/16/2025	50.85
14960	Judy McElhenie	ISP Reimbursement - 12/1 - 2/28	04/16/2025	50.85
14961	Jufen Yeh	ISP Reimbursement - 12/1 - 2/28	04/16/2025	50.85
14962	Julia Bui	ISP Reimbursement - 12/1 - 2/28	04/16/2025	50.85
14963	Julia Davenport	ISP Reimbursement - 12/1 - 2/28	04/16/2025	50.85
14964	Julia Gaskill	ISP Reimbursement - 12/1 - 2/28	04/16/2025	50.85
14965	Julia Lugo	ISP Reimbursement - 12/1 - 2/28	04/16/2025	50.85
14966	Julia Robles	ISP Reimbursement - 12/1 - 2/28	04/16/2025	50.85
14967	Julia Slipets	ISP Reimbursement - 12/1 - 2/28	04/16/2025	50.85
14968	Julian Funes	ISP Reimbursement - 12/1 - 2/28	04/16/2025	50.85
14969	Juliana Trujillo	ISP Reimbursement - 12/1 - 2/28	04/16/2025	16.95
14970	Julie Bursey	ISP Reimbursement - 12/1 - 2/28	04/16/2025	50.85
14971	Julie Deming	ISP Reimbursement - 12/1 - 2/28	04/16/2025	50.85
14972	Julie Gonzalez	ISP Reimbursement - 12/1 - 2/28	04/16/2025	50.85
14973	Julie Lopez	ISP Reimbursement - 12/1 - 2/28	04/16/2025	50.85
14974	Julie Mancha	ISP Reimbursement - 12/1 - 2/28	04/16/2025	50.85
14975	Julie Nguyen	ISP Reimbursement - 12/1 - 2/28	04/16/2025	50.85
14976	Julie Rabe	ISP Reimbursement - 12/1 - 2/28	04/16/2025	50.85
14977	Julie Travers	ISP Reimbursement - 12/1 - 2/28	04/16/2025	50.85
14978	Julie Vega	ISP Reimbursement - 12/1 - 2/28	04/16/2025	50.85
14979	Julietta Ellis	ISP Reimbursement - 12/1 - 2/28	04/16/2025	33.90
14980	Julissa Hickey	ISP Reimbursement - 12/1 - 2/28	04/16/2025	50.85
14981	Julissa Solval	ISP Reimbursement - 12/1 - 2/28	04/16/2025	50.85

Southern California

Check Register

For the period ended April 30, 2025

Check Number	Vendor Name	Transaction Description	Check Date	Check Amount
14982	Jun Xue	ISP Reimbursement - 12/1 - 2/28	04/16/2025	50.85
14983	Jungsook Choi	ISP Reimbursement - 12/1 - 2/28	04/16/2025	50.85
14984	Justin Aquino	ISP Reimbursement - 12/1 - 2/28	04/16/2025	50.85
14985	Justin Inchausti	ISP Reimbursement - 12/1 - 2/28	04/16/2025	50.85
14986	Justina Delacruz	ISP Reimbursement - 12/1 - 2/28	04/16/2025	33.90
14987	Jyotika McDuffie	ISP Reimbursement - 12/1 - 2/28	04/16/2025	50.85
14988	Kacey Green	ISP Reimbursement - 12/1 - 2/28	04/16/2025	50.85
14989	Kahnema Diaz Torres	ISP Reimbursement - 12/1 - 2/28	04/16/2025	50.85
14990	Kailan Woillard	ISP Reimbursement - 12/1 - 2/28	04/16/2025	50.85
14991	Kaitlin Pickett	ISP Reimbursement - 12/1 - 2/28	04/16/2025	50.85
14992	Kalinda Williams	ISP Reimbursement - 12/1 - 2/28	04/16/2025	50.85
14993	Kalonna Tiffany	ISP Reimbursement - 12/1 - 2/28	04/16/2025	50.85
14994	Kaloyan Popyanchev	ISP Reimbursement - 12/1 - 2/28	04/16/2025	50.85
14995	Kalynda McLean	ISP Reimbursement - 12/1 - 2/28	04/16/2025	50.85
14996	Kamdin Dixon	ISP Reimbursement - 12/1 - 2/28	04/16/2025	50.85
14997	Kameron Smith	ISP Reimbursement - 12/1 - 2/28	04/16/2025	33.90
14998	Kamille Magnone	ISP Reimbursement - 12/1 - 2/28	04/16/2025	50.85
14999	Kamille Roschelle Mcmillan	ISP Reimbursement - 12/1 - 2/28	04/16/2025	50.85
15000	Kara Doyle	ISP Reimbursement - 12/1 - 2/28	04/16/2025	50.85
15001	Kara Garcia	ISP Reimbursement - 12/1 - 2/28	04/16/2025	50.85
15002	Kareen McCarty	ISP Reimbursement - 12/1 - 2/28	04/16/2025	50.85
15003	Karen A Mathieu	ISP Reimbursement - 12/1 - 2/28	04/16/2025	50.85
15004	Karen Derival	ISP Reimbursement - 12/1 - 2/28	04/16/2025	50.85
15005	Karen Flores	ISP Reimbursement - 12/1 - 2/28	04/16/2025	50.85
15006	Karen Forte	ISP Reimbursement - 12/1 - 2/28	04/16/2025	50.85
15007	Karen Hanein	ISP Reimbursement - 12/1 - 2/28	04/16/2025	50.85
15008	Karen Lizarraga	ISP Reimbursement - 12/1 - 2/28	04/16/2025	50.85
15009	Karen Rivera	ISP Reimbursement - 12/1 - 2/28	04/16/2025	50.85
15010	Karen Steiber	ISP Reimbursement - 12/1 - 2/28	04/16/2025	50.85
15011	Karen Yanez	ISP Reimbursement - 12/1 - 2/28	04/16/2025	50.85
15012	Kare'a Tylor	ISP Reimbursement - 12/1 - 2/28	04/16/2025	33.90
15013	Karima Siddiq	ISP Reimbursement - 12/1 - 2/28	04/16/2025	50.85
15014	Karin Guerra	ISP Reimbursement - 12/1 - 2/28	04/16/2025	16.95
15015	Karina Gomez Ibarra	ISP Reimbursement - 12/1 - 2/28	04/16/2025	50.85
15016	Karina Papin-Coy	ISP Reimbursement - 12/1 - 2/28	04/16/2025	50.85
15017	Karla Albis	ISP Reimbursement - 12/1 - 2/28	04/16/2025	50.85
15018	Karla Barnachea	ISP Reimbursement - 12/1 - 2/28	04/16/2025	50.85
15019	Karla Cardenas	ISP Reimbursement - 12/1 - 2/28	04/16/2025	50.85
15020	Karla Mascorro	ISP Reimbursement - 12/1 - 2/28	04/16/2025	50.85
15021	Karla Romero	ISP Reimbursement - 12/1 - 2/28	04/16/2025	50.85
15022	Karman Towner	ISP Reimbursement - 12/1 - 2/28	04/16/2025	33.90
15023	Karmela Tamayo	ISP Reimbursement - 12/1 - 2/28	04/16/2025	50.85
15024	Karrie Rodriguez	ISP Reimbursement - 12/1 - 2/28	04/16/2025	50.85
15025	Karter Bassham	ISP Reimbursement - 12/1 - 2/28	04/16/2025	50.85
15026	Kashaf Khan	ISP Reimbursement - 12/1 - 2/28	04/16/2025	33.90
15027	Kasmere Adderley	ISP Reimbursement - 12/1 - 2/28	04/16/2025	50.85
15028	Kassandra Villalobos	ISP Reimbursement - 12/1 - 2/28	04/16/2025	50.85
15029	Katey Hewes	ISP Reimbursement - 12/1 - 2/28	04/16/2025	33.90
15030	Katharine Rose DeRoos	ISP Reimbursement - 12/1 - 2/28	04/16/2025	50.85
15031	Katharine Zimmerman	ISP Reimbursement - 12/1 - 2/28	04/16/2025	50.85
15032	Katherine Buchmuller	ISP Reimbursement - 12/1 - 2/28	04/16/2025	50.85
15033	Katherine Hernandez	ISP Reimbursement - 12/1 - 2/28	04/16/2025	50.85
15034	Katherine Jackson	ISP Reimbursement - 12/1 - 2/28	04/16/2025	50.85
15035	Katherine Kepper	ISP Reimbursement - 12/1 - 2/28	04/16/2025	33.90
15036	Katherine Landry	ISP Reimbursement - 12/1 - 2/28	04/16/2025	50.85
15037	Katherine Lin	ISP Reimbursement - 12/1 - 2/28	04/16/2025	50.85
15038	Katherine Lyons	ISP Reimbursement - 12/1 - 2/28	04/16/2025	50.85
15039	Katherine Sanchez	ISP Reimbursement - 12/1 - 2/28	04/16/2025	50.85
15040	Kathia Fuentes	ISP Reimbursement - 12/1 - 2/28	04/16/2025	50.85
15041	Kathleen Cross	ISP Reimbursement - 12/1 - 2/28	04/16/2025	50.85
15042	Kathleen Galvez	ISP Reimbursement - 12/1 - 2/28	04/16/2025	50.85
15043	Kathleen Jones	ISP Reimbursement - 12/1 - 2/28	04/16/2025	50.85
15044	Kathryn Wint	ISP Reimbursement - 12/1 - 2/28	04/16/2025	50.85
15045	Kathy Ramos	ISP Reimbursement - 12/1 - 2/28	04/16/2025	50.85
15046	Katie Dyer	ISP Reimbursement - 12/1 - 2/28	04/16/2025	50.85
15047	Katie Garbutt	ISP Reimbursement - 12/1 - 2/28	04/16/2025	50.85
15048	Katina Williams	ISP Reimbursement - 12/1 - 2/28	04/16/2025	50.85
15049	Katoya Bellamy	ISP Reimbursement - 12/1 - 2/28	04/16/2025	50.85
15050	Katrecee Stone	ISP Reimbursement - 12/1 - 2/28	04/16/2025	50.85
15051	Katrina Barajas	ISP Reimbursement - 12/1 - 2/28	04/16/2025	50.85

Southern California

Check Register

For the period ended April 30, 2025

Check Number	Vendor Name	Transaction Description	Check Date	Check Amount
15052	Katrina Cronic	ISP Reimbursement - 12/1 - 2/28	04/16/2025	50.85
15053	Katrina Haro	ISP Reimbursement - 12/1 - 2/28	04/16/2025	50.85
15054	Katrina Kratochvil	ISP Reimbursement - 12/1 - 2/28	04/16/2025	50.85
15055	Law Offices of Young, Minney & Corr LLP	Legal Svcs - 01/25 - 03/25	04/16/2025	8,698.00
15056	Marshall Cavendish Corporation	Textbooks	04/16/2025	109.66
15057	Milestones Therapy Group, A Prof. SLP Corporation	SpEd Svcs - 02/25	04/16/2025	111,328.71
15058	Newfront	Consulting Svcs - 04/25	04/16/2025	1,980.85
15059	OverDrive Inc	Curriculum	04/16/2025	3,346.10
15060	Philadelphia Insurance Companies	Insurance Premium - 10/01/24-25	04/16/2025	17,601.16
15061	Pitney Bowes Inc	Office Supplies	04/16/2025	300.65
15062	Purchase Power	Postage Meter Refill	04/16/2025	1,310.40
15063	School Pathways LLC	Subscription - 01/01/25-03/31/25	04/16/2025	1,837.00
15064	SMWD	Utility Svcs - 03/04/25-04/01/25	04/16/2025	225.77
15065	Total Transportation Logistics Inc	Storage Svcs	04/16/2025	4,886.58
15066	Yessenia Gaines	Reimb [REDACTED] Mileage - 03/25	04/16/2025	126.00
15067	Katrina Moore	ISP Reimbursement - 12/1 - 2/28	04/18/2025	50.85
15068	Kaurika Belk	ISP Reimbursement - 12/1 - 2/28	04/18/2025	50.85
15069	Kavonne Babbitt	ISP Reimbursement - 12/1 - 2/28	04/18/2025	50.85
15070	Kayelanirae Kaalekahi	ISP Reimbursement - 12/1 - 2/28	04/18/2025	50.85
15071	Kayla Brians	ISP Reimbursement - 12/1 - 2/28	04/18/2025	50.85
15072	Kayla Broyles	ISP Reimbursement - 12/1 - 2/28	04/18/2025	50.85
15073	Kayla Bushey	ISP Reimbursement - 12/1 - 2/28	04/18/2025	50.85
15074	Kayla Draughon	ISP Reimbursement - 12/1 - 2/28	04/18/2025	33.90
15075	Kayla Fitzgerald-Geren	ISP Reimbursement - 12/1 - 2/28	04/18/2025	50.85
15076	Kayla Hill	ISP Reimbursement - 12/1 - 2/28	04/18/2025	50.85
15077	Kayla Peters	ISP Reimbursement - 12/1 - 2/28	04/18/2025	50.85
15078	Kayla Seegers	ISP Reimbursement - 12/1 - 2/28	04/18/2025	50.85
15079	Kaylen hanson	ISP Reimbursement - 12/1 - 2/28	04/18/2025	50.85
15080	Kayley Lopez	ISP Reimbursement - 12/1 - 2/28	04/18/2025	50.85
15081	Keachane Doyle	ISP Reimbursement - 12/1 - 2/28	04/18/2025	50.85
15082	Keefe Tan	ISP Reimbursement - 12/1 - 2/28	04/18/2025	50.85
15083	Keiko Suzuki	ISP Reimbursement - 12/1 - 2/28	04/18/2025	50.85
15084	Keira Alimon	ISP Reimbursement - 12/1 - 2/28	04/18/2025	50.85
15085	Keira Hilbelink	ISP Reimbursement - 12/1 - 2/28	04/18/2025	50.85
15086	Keisha Anglin	ISP Reimbursement - 12/1 - 2/28	04/18/2025	50.85
15087	Kelda Wilson	ISP Reimbursement - 12/1 - 2/28	04/18/2025	50.85
15088	Kelli Wakili	ISP Reimbursement - 12/1 - 2/28	04/18/2025	50.85
15089	Kellie Pimienta	ISP Reimbursement - 12/1 - 2/28	04/18/2025	50.85
15090	Kelly Biolos	ISP Reimbursement - 12/1 - 2/28	04/18/2025	50.85
15091	Kelly Castillo	ISP Reimbursement - 12/1 - 2/28	04/18/2025	50.85
15092	Kelly Harrington	ISP Reimbursement - 12/1 - 2/28	04/18/2025	50.85
15093	Kelly Nelson	ISP Reimbursement - 12/1 - 2/28	04/18/2025	50.85
15094	Kelly O'Keefe	ISP Reimbursement - 12/1 - 2/28	04/18/2025	50.85
15095	Kelly Power	ISP Reimbursement - 12/1 - 2/28	04/18/2025	33.90
15096	Kelly Tribble	ISP Reimbursement - 12/1 - 2/28	04/18/2025	50.85
15097	Ken Benoit	ISP Reimbursement - 12/1 - 2/28	04/18/2025	50.85
15098	Kendra Kuhnel	ISP Reimbursement - 12/1 - 2/28	04/18/2025	50.85
15099	Kendrick Brown	ISP Reimbursement - 12/1 - 2/28	04/18/2025	50.85
15100	Kenneth Addie	ISP Reimbursement - 12/1 - 2/28	04/18/2025	50.85
15101	Kenneth Kester	ISP Reimbursement - 12/1 - 2/28	04/18/2025	50.85
15102	Kenneth Welch	ISP Reimbursement - 12/1 - 2/28	04/18/2025	50.85
15103	Keny Marroquin	ISP Reimbursement - 12/1 - 2/28	04/18/2025	50.85
15104	Keolane Renguul	ISP Reimbursement - 12/1 - 2/28	04/18/2025	50.85
15105	Kerri Naslund-Monday	ISP Reimbursement - 12/1 - 2/28	04/18/2025	50.85
15106	Keslin Isma	ISP Reimbursement - 12/1 - 2/28	04/18/2025	50.85
15107	Kessiah Hooper	ISP Reimbursement - 12/1 - 2/28	04/18/2025	33.90
15108	Kevin Berti	ISP Reimbursement - 12/1 - 2/28	04/18/2025	50.85
15109	Kevin Brusatori	ISP Reimbursement - 12/1 - 2/28	04/18/2025	50.85
15110	Kevon Scott	ISP Reimbursement - 12/1 - 2/28	04/18/2025	50.85
15111	Khadija Parwiz	ISP Reimbursement - 12/1 - 2/28	04/18/2025	50.85
15112	Khon Lon	ISP Reimbursement - 12/1 - 2/28	04/18/2025	50.85
15113	Kim Dewhurst	ISP Reimbursement - 12/1 - 2/28	04/18/2025	50.85
15114	Kim Smith	ISP Reimbursement - 12/1 - 2/28	04/18/2025	16.95
15115	Kimball Lin	ISP Reimbursement - 12/1 - 2/28	04/18/2025	50.85
15116	kimberlee Harris	ISP Reimbursement - 12/1 - 2/28	04/18/2025	50.85
15117	Kimberly Almaraz	ISP Reimbursement - 12/1 - 2/28	04/18/2025	50.85
15118	Kimberly Barmer	ISP Reimbursement - 12/1 - 2/28	04/18/2025	50.85
15119	Kimberly Bowen	ISP Reimbursement - 12/1 - 2/28	04/18/2025	50.85
15120	Kimberly Boydston	ISP Reimbursement - 12/1 - 2/28	04/18/2025	33.90
15121	Kimberly Bruemmer	ISP Reimbursement - 12/1 - 2/28	04/18/2025	50.85

Southern California

Check Register

For the period ended April 30, 2025

Check Number	Vendor Name	Transaction Description	Check Date	Check Amount
15122	Kimberly Calhoun	ISP Reimbursement - 12/1 - 2/28	04/18/2025	50.85
15123	Kimberly Church	ISP Reimbursement - 12/1 - 2/28	04/18/2025	50.85
15124	Kimberly Cruz	ISP Reimbursement - 12/1 - 2/28	04/18/2025	50.85
15125	Kimberly Diaz	ISP Reimbursement - 12/1 - 2/28	04/18/2025	50.85
15126	Kimberly Gray	ISP Reimbursement - 12/1 - 2/28	04/18/2025	50.85
15127	Kimberly herrera	ISP Reimbursement - 12/1 - 2/28	04/18/2025	16.95
15128	Kimberly Hesselman	ISP Reimbursement - 12/1 - 2/28	04/18/2025	50.85
15129	Kimberly King Martin	ISP Reimbursement - 12/1 - 2/28	04/18/2025	50.85
15130	Kimberly Lottman	ISP Reimbursement - 12/1 - 2/28	04/18/2025	50.85
15131	Kimberly Moreno	ISP Reimbursement - 12/1 - 2/28	04/18/2025	50.85
15132	Kimberly Strack	ISP Reimbursement - 12/1 - 2/28	04/18/2025	50.85
15133	Kimberly Vo	ISP Reimbursement - 12/1 - 2/28	04/18/2025	50.85
15134	Kira Shaylynn Martin	ISP Reimbursement - 12/1 - 2/28	04/18/2025	33.90
15135	Kirsten Hart-Guicho	ISP Reimbursement - 12/1 - 2/28	04/18/2025	50.85
15136	Kirsten Johnson	ISP Reimbursement - 12/1 - 2/28	04/18/2025	33.90
15137	Kirstie Albright	ISP Reimbursement - 12/1 - 2/28	04/18/2025	50.85
15138	Kisha Villa	ISP Reimbursement - 12/1 - 2/28	04/18/2025	50.85
15139	Kizzy Williams	ISP Reimbursement - 12/1 - 2/28	04/18/2025	50.85
15140	Kok Khiang Yeoh	ISP Reimbursement - 12/1 - 2/28	04/18/2025	33.90
15141	Kong Cha	ISP Reimbursement - 12/1 - 2/28	04/18/2025	50.85
15142	Konstantin Ossolodkov	ISP Reimbursement - 12/1 - 2/28	04/18/2025	50.85
15143	Koshi Kunimoto	ISP Reimbursement - 12/1 - 2/28	04/18/2025	50.85
15144	Kris Jordan	ISP Reimbursement - 12/1 - 2/28	04/18/2025	50.85
15145	Krishnaveni Bholanath	ISP Reimbursement - 12/1 - 2/28	04/18/2025	50.85
15146	Krista Ciari	ISP Reimbursement - 12/1 - 2/28	04/18/2025	50.85
15147	Krista Sweet	ISP Reimbursement - 12/1 - 2/28	04/18/2025	50.85
15148	Kristal Peterson	ISP Reimbursement - 12/1 - 2/28	04/18/2025	33.90
15149	Kristal Torres	ISP Reimbursement - 12/1 - 2/28	04/18/2025	50.85
15150	Kristan Bling -Baer	ISP Reimbursement - 12/1 - 2/28	04/18/2025	50.85
15151	Kristen Velte	ISP Reimbursement - 12/1 - 2/28	04/18/2025	50.85
15152	Kristi Powell	ISP Reimbursement - 12/1 - 2/28	04/18/2025	50.85
15153	Kristi Rodriguez	ISP Reimbursement - 12/1 - 2/28	04/18/2025	50.85
15154	Kristie Feemster	ISP Reimbursement - 12/1 - 2/28	04/18/2025	50.85
15155	Kristin Dirksen-Gadbut	ISP Reimbursement - 12/1 - 2/28	04/18/2025	50.85
15156	Kristin Penalzoa	ISP Reimbursement - 12/1 - 2/28	04/18/2025	50.85
15157	Kristin Perez	ISP Reimbursement - 12/1 - 2/28	04/18/2025	50.85
15158	Kristin Sakiyama Krugh	ISP Reimbursement - 12/1 - 2/28	04/18/2025	50.85
15159	Kristina Horn	ISP Reimbursement - 12/1 - 2/28	04/18/2025	50.85
15160	Kristina Mack	ISP Reimbursement - 12/1 - 2/28	04/18/2025	50.85
15161	Kristina Matevosian	ISP Reimbursement - 12/1 - 2/28	04/18/2025	50.85
15162	Kristina Snider	ISP Reimbursement - 12/1 - 2/28	04/18/2025	50.85
15163	Kristina Thompson	ISP Reimbursement - 12/1 - 2/28	04/18/2025	50.85
15164	Kristine Rivers	ISP Reimbursement - 12/1 - 2/28	04/18/2025	50.85
15165	Kristopher Singleton	ISP Reimbursement - 12/1 - 2/28	04/18/2025	50.85
15166	Kristy Berry	ISP Reimbursement - 12/1 - 2/28	04/18/2025	50.85
15167	Kristy Hamby	ISP Reimbursement - 12/1 - 2/28	04/18/2025	50.85
15168	Kristy Webster	ISP Reimbursement - 12/1 - 2/28	04/18/2025	50.85
15169	Krystal Almanza	ISP Reimbursement - 12/1 - 2/28	04/18/2025	50.85
15170	krystal Chitty	ISP Reimbursement - 12/1 - 2/28	04/18/2025	50.85
15171	Krystal Garcia	ISP Reimbursement - 12/1 - 2/28	04/18/2025	50.85
15172	Krystal Izumi	ISP Reimbursement - 12/1 - 2/28	04/18/2025	50.85
15173	Krystal Upton	ISP Reimbursement - 12/1 - 2/28	04/18/2025	50.85
15174	Kukshena Thomas	ISP Reimbursement - 12/1 - 2/28	04/18/2025	50.85
15175	Kumpira Khieu	ISP Reimbursement - 12/1 - 2/28	04/18/2025	50.85
15176	Kylani Remick	ISP Reimbursement - 12/1 - 2/28	04/18/2025	50.85
15177	Kyungsu Kim	ISP Reimbursement - 12/1 - 2/28	04/18/2025	50.85
15178	La Bree Navarro	ISP Reimbursement - 12/1 - 2/28	04/18/2025	50.85
15179	La Toya Morton	ISP Reimbursement - 12/1 - 2/28	04/18/2025	50.85
15180	Labrea Grant	ISP Reimbursement - 12/1 - 2/28	04/18/2025	50.85
15181	Lacey Houseman	ISP Reimbursement - 12/1 - 2/28	04/18/2025	50.85
15182	Lacey Olsen	ISP Reimbursement - 12/1 - 2/28	04/18/2025	50.85
15183	Lachanda Porter	ISP Reimbursement - 12/1 - 2/28	04/18/2025	50.85
15184	Lacresha Palmer-Clough	ISP Reimbursement - 12/1 - 2/28	04/18/2025	50.85
15185	Lady Sarangaya	ISP Reimbursement - 12/1 - 2/28	04/18/2025	50.85
15186	Laila Jump	ISP Reimbursement - 12/1 - 2/28	04/18/2025	50.85
15187	Lakesha Thomas	ISP Reimbursement - 12/1 - 2/28	04/18/2025	50.85
15188	Lakisha Hightower	ISP Reimbursement - 12/1 - 2/28	04/18/2025	50.85
15189	Lalasuwera Dericco	ISP Reimbursement - 12/1 - 2/28	04/18/2025	50.85
15190	Laneshia Marshall	ISP Reimbursement - 12/1 - 2/28	04/18/2025	50.85
15191	Lara Little	ISP Reimbursement - 12/1 - 2/28	04/18/2025	50.85

Southern California

Check Register

For the period ended April 30, 2025

Check Number	Vendor Name	Transaction Description	Check Date	Check Amount
15192	Lara Powell	ISP Reimbursement - 12/1 - 2/28	04/18/2025	50.85
15193	Lareab Khan	ISP Reimbursement - 12/1 - 2/28	04/18/2025	50.85
15194	LaRetha Moore	ISP Reimbursement - 12/1 - 2/28	04/18/2025	50.85
15195	LaRoshia Cooper	ISP Reimbursement - 12/1 - 2/28	04/18/2025	50.85
15196	Larrandza Crump	ISP Reimbursement - 12/1 - 2/28	04/18/2025	50.85
15197	Larry Cruz	ISP Reimbursement - 12/1 - 2/28	04/18/2025	33.90
15198	Larry Wyant	ISP Reimbursement - 12/1 - 2/28	04/18/2025	50.85
15199	Larysa Sledz	ISP Reimbursement - 12/1 - 2/28	04/18/2025	50.85
15200	Lashonte King	ISP Reimbursement - 12/1 - 2/28	04/18/2025	50.85
15201	LaTanya D Young	ISP Reimbursement - 12/1 - 2/28	04/18/2025	50.85
15202	LaTanya Gilchrist	ISP Reimbursement - 12/1 - 2/28	04/18/2025	50.85
15203	Latanya Glass	ISP Reimbursement - 12/1 - 2/28	04/18/2025	50.85
15204	Latasha Edwards	ISP Reimbursement - 12/1 - 2/28	04/18/2025	50.85
15205	LaTasha Peatry	ISP Reimbursement - 12/1 - 2/28	04/18/2025	50.85
15206	Lateria Douglas	ISP Reimbursement - 12/1 - 2/28	04/18/2025	50.85
15207	Latinae Harris	ISP Reimbursement - 12/1 - 2/28	04/18/2025	50.85
15208	LaTona Bowie	ISP Reimbursement - 12/1 - 2/28	04/18/2025	50.85
15209	Latoya Davis	ISP Reimbursement - 12/1 - 2/28	04/18/2025	50.85
15210	Latoya Morland	ISP Reimbursement - 12/1 - 2/28	04/18/2025	50.85
15211	Latrice Smith	ISP Reimbursement - 12/1 - 2/28	04/18/2025	16.95
15212	Latrisha Nelson	ISP Reimbursement - 12/1 - 2/28	04/18/2025	50.85
15213	Laura Castagnoli	ISP Reimbursement - 12/1 - 2/28	04/18/2025	50.85
15214	Laura Hatten	ISP Reimbursement - 12/1 - 2/28	04/18/2025	50.85
15215	Laura Isarraras	ISP Reimbursement - 12/1 - 2/28	04/18/2025	50.85
15216	Laura Kinniburgh	ISP Reimbursement - 12/1 - 2/28	04/18/2025	33.90
15217	Laura Lyman	ISP Reimbursement - 12/1 - 2/28	04/18/2025	50.85
15218	Laura Mckoy	ISP Reimbursement - 12/1 - 2/28	04/18/2025	50.85
15219	Laura Medina Navarro	ISP Reimbursement - 12/1 - 2/28	04/18/2025	50.85
15220	Laura Myones Ruf	ISP Reimbursement - 12/1 - 2/28	04/18/2025	16.95
15221	Laura Ochoa	ISP Reimbursement - 12/1 - 2/28	04/18/2025	50.85
15222	Laura R Gonzales	ISP Reimbursement - 12/1 - 2/28	04/18/2025	50.85
15223	Laura Raygosa	ISP Reimbursement - 12/1 - 2/28	04/18/2025	50.85
15224	Laura Soliz	ISP Reimbursement - 12/1 - 2/28	04/18/2025	50.85
15225	Lauren Carder	ISP Reimbursement - 12/1 - 2/28	04/18/2025	50.85
15226	Lauren Gonzalez	ISP Reimbursement - 12/1 - 2/28	04/18/2025	50.85
15227	Lauren Sloat	ISP Reimbursement - 12/1 - 2/28	04/18/2025	50.85
15228	Lauretta Hill	ISP Reimbursement - 12/1 - 2/28	04/18/2025	50.85
15229	Lavonne Santiago	ISP Reimbursement - 12/1 - 2/28	04/18/2025	50.85
15230	LaVonne Wright	ISP Reimbursement - 12/1 - 2/28	04/18/2025	50.85
15231	LaVonta Bolin	ISP Reimbursement - 12/1 - 2/28	04/18/2025	50.85
15232	Lawrence Chang	ISP Reimbursement - 12/1 - 2/28	04/18/2025	50.85
15233	Lawrence Ramirez	ISP Reimbursement - 12/1 - 2/28	04/18/2025	50.85
15234	Lea Britton	ISP Reimbursement - 12/1 - 2/28	04/18/2025	50.85
15235	Leah Braly	ISP Reimbursement - 12/1 - 2/28	04/18/2025	50.85
15236	Leah Canepa	ISP Reimbursement - 12/1 - 2/28	04/18/2025	50.85
15237	Leah Stone	ISP Reimbursement - 12/1 - 2/28	04/18/2025	50.85
15238	Leanne Doore	ISP Reimbursement - 12/1 - 2/28	04/18/2025	50.85
15239	Leanne Pellum	ISP Reimbursement - 12/1 - 2/28	04/18/2025	50.85
15240	Leasha Peters	ISP Reimbursement - 12/1 - 2/28	04/18/2025	50.85
15241	Ledis D Cruz	ISP Reimbursement - 12/1 - 2/28	04/18/2025	16.95
15242	Leenos Issa	ISP Reimbursement - 12/1 - 2/28	04/18/2025	50.85
15243	Leeona Brown	ISP Reimbursement - 12/1 - 2/28	04/18/2025	50.85
15244	Leigh Johnson	ISP Reimbursement - 12/1 - 2/28	04/18/2025	50.85
15245	Leighna Black	ISP Reimbursement - 12/1 - 2/28	04/18/2025	50.85
15246	Leilani Guerina	ISP Reimbursement - 12/1 - 2/28	04/18/2025	50.85
15247	Leilani Urbina	ISP Reimbursement - 12/1 - 2/28	04/18/2025	50.85
15248	Lejla Tricic	ISP Reimbursement - 12/1 - 2/28	04/18/2025	50.85
15249	Leland Razon	ISP Reimbursement - 12/1 - 2/28	04/18/2025	50.85
15250	LenaRei Luong	ISP Reimbursement - 12/1 - 2/28	04/18/2025	50.85
15251	Lenei Carter	ISP Reimbursement - 12/1 - 2/28	04/18/2025	50.85
15252	Lenise Richardson	ISP Reimbursement - 12/1 - 2/28	04/18/2025	50.85
15253	Lennon Lange	ISP Reimbursement - 12/1 - 2/28	04/18/2025	50.85
15254	Lenora Martinez	ISP Reimbursement - 12/1 - 2/28	04/18/2025	50.85
15255	Leo Licas Jr	ISP Reimbursement - 12/1 - 2/28	04/18/2025	50.85
15256	Leonardo Munoz	ISP Reimbursement - 12/1 - 2/28	04/18/2025	16.95
15257	Leotes Deloach	ISP Reimbursement - 12/1 - 2/28	04/18/2025	50.85
15258	Lesley Ortiz	ISP Reimbursement - 12/1 - 2/28	04/18/2025	50.85
15259	Lesli Lopez	ISP Reimbursement - 12/1 - 2/28	04/18/2025	50.85
15260	Leslie Fogwell	ISP Reimbursement - 12/1 - 2/28	04/18/2025	50.85
15261	Leslie Hallahan	ISP Reimbursement - 12/1 - 2/28	04/18/2025	50.85

Southern California

Check Register

For the period ended April 30, 2025

Check Number	Vendor Name	Transaction Description	Check Date	Check Amount
15262	Leslie Ramos	ISP Reimbursement - 12/1 - 2/28	04/18/2025	50.85
15263	Leticia Cuevas	ISP Reimbursement - 12/1 - 2/28	04/18/2025	50.85
15264	AT&T	Communication Svcs - 04/07/25 - 05/06/25	04/24/2025	534.69
15265	Behavioral Autism Therapies	SpEd Svcs - 03/25	04/24/2025	110.00
15266	Bromberg & Associates, LLC	SpEd Svcs - 03/25	04/24/2025	4,620.00
15267	Capistrano Unified School District	District Oversight Fees - 04/25	04/24/2025	41,187.00
15268	Casa Pacifica	SpEd Svcs - 03/25	04/24/2025	40,300.00
15269	Corodata Shredding Inc.	Shredding Svcs - 03/25	04/24/2025	102.27
15270	CSC	Consulting Svcs	04/24/2025	590.50
15271	Department of Justice	Fingerprinting Svcs - 03/25	04/24/2025	32.00
15272	Elevation Solutions	Consulting Svcs	04/24/2025	2,250.00
15273	FeldCare Connects	SpEd Svcs 03/25	04/24/2025	827.00
15274	Jeanette Valvano	ISP Reimbursement - 12/1 - 2/28	04/24/2025	50.85
15275	Jostens	Graduation Supplies	04/24/2025	993.70
15276	Kimberly Croom	ISP Reimbursement - 12/1 - 2/28	04/24/2025	50.85
15277	Kimberly Feilen	ISP Reimbursement - 12/1 - 2/28	04/24/2025	50.85
15278	Language Line Services	Interpretation Svcs - 03/25	04/24/2025	17,217.76
15279	Law Offices of Young, Minney & Corr LLP	Legal Svcs - SpEd - 02/25	04/24/2025	5,489.50
15280	Law Offices of Young, Minney & Corr LLP	Legal Svcs - SpEd 12/24 - 03/25	04/24/2025	17,386.00
15281	Leticia Evans	ISP Reimbursement - 12/1 - 2/28	04/24/2025	50.85
15282	Leticia Flores	ISP Reimbursement - 12/1 - 2/28	04/24/2025	50.85
15283	Leticia Garcia	ISP Reimbursement - 12/1 - 2/28	04/24/2025	50.85
15284	Leticia Jaquez	ISP Reimbursement - 12/1 - 2/28	04/24/2025	50.85
15285	Lewita Shatee	ISP Reimbursement - 12/1 - 2/28	04/24/2025	50.85
15286	Lexi Blanchard	ISP Reimbursement - 12/1 - 2/28	04/24/2025	16.95
15287	Leyla Hamidova	ISP Reimbursement - 12/1 - 2/28	04/24/2025	50.85
15288	Lichung Chu	ISP Reimbursement - 12/1 - 2/28	04/24/2025	50.85
15289	Liezel Martin	ISP Reimbursement - 12/1 - 2/28	04/24/2025	50.85
15290	Ligia Mijangos	ISP Reimbursement - 12/1 - 2/28	04/24/2025	50.85
15291	Lilia Gutierrez	ISP Reimbursement - 12/1 - 2/28	04/24/2025	50.85
15292	Lilia Rodriguez	ISP Reimbursement - 12/1 - 2/28	04/24/2025	50.85
15293	Liliana Carpio	ISP Reimbursement - 12/1 - 2/28	04/24/2025	50.85
15294	Liliana Leiva	ISP Reimbursement - 12/1 - 2/28	04/24/2025	50.85
15295	Liliana Munoz	ISP Reimbursement - 12/1 - 2/28	04/24/2025	50.85
15296	Lilit Petrosyan	ISP Reimbursement - 12/1 - 2/28	04/24/2025	50.85
15297	Liliya Kargina	ISP Reimbursement - 12/1 - 2/28	04/24/2025	50.85
15298	Lillian Hernandez	ISP Reimbursement - 12/1 - 2/28	04/24/2025	50.85
15299	Lily Pham	ISP Reimbursement - 12/1 - 2/28	04/24/2025	50.85
15300	Lily Torres	ISP Reimbursement - 12/1 - 2/28	04/24/2025	50.85
15301	Lilya Epstein	ISP Reimbursement - 12/1 - 2/28	04/24/2025	50.85
15302	Lina Obaidi	ISP Reimbursement - 12/1 - 2/28	04/24/2025	50.85
15303	Linda Darwin	ISP Reimbursement - 12/1 - 2/28	04/24/2025	50.85
15304	Linda Escudero	ISP Reimbursement - 12/1 - 2/28	04/24/2025	50.85
15305	Linda Gallardo	ISP Reimbursement - 12/1 - 2/28	04/24/2025	50.85
15306	Linda Lafrenier	ISP Reimbursement - 12/1 - 2/28	04/24/2025	50.85
15307	Linda Montgomery	ISP Reimbursement - 12/1 - 2/28	04/24/2025	50.85
15308	Linda Muhammad	ISP Reimbursement - 12/1 - 2/28	04/24/2025	50.85
15309	Linda Pinedo	ISP Reimbursement - 12/1 - 2/28	04/24/2025	50.85
15310	Lindsay Hawk	ISP Reimbursement - 12/1 - 2/28	04/24/2025	50.85
15311	Lindsay Stoltz-Ybarra	ISP Reimbursement - 12/1 - 2/28	04/24/2025	50.85
15312	Lindy Brenes	ISP Reimbursement - 12/1 - 2/28	04/24/2025	50.85
15313	Ling li	ISP Reimbursement - 12/1 - 2/28	04/24/2025	50.85
15314	Lingai Zhang	ISP Reimbursement - 12/1 - 2/28	04/24/2025	50.85
15315	LISA CONTI	ISP Reimbursement - 12/1 - 2/28	04/24/2025	50.85
15316	Lisa Freeman	ISP Reimbursement - 12/1 - 2/28	04/24/2025	50.85
15317	Lisa Garcia	ISP Reimbursement - 12/1 - 2/28	04/24/2025	50.85
15318	Lisa Guerrero	ISP Reimbursement - 12/1 - 2/28	04/24/2025	50.85
15319	Lisa Hall	ISP Reimbursement - 12/1 - 2/28	04/24/2025	50.85
15320	Lisa Kraschitzer	ISP Reimbursement - 12/1 - 2/28	04/24/2025	50.85
15321	Lisa Lewis	ISP Reimbursement - 12/1 - 2/28	04/24/2025	33.90
15322	Lisa Mossbarger	ISP Reimbursement - 12/1 - 2/28	04/24/2025	50.85
15323	Lisa Muroya	ISP Reimbursement - 12/1 - 2/28	04/24/2025	50.85
15324	Lisa Perra	ISP Reimbursement - 12/1 - 2/28	04/24/2025	50.85
15325	Lisa Reyna	ISP Reimbursement - 12/1 - 2/28	04/24/2025	50.85
15326	LISA SWINTON	ISP Reimbursement - 12/1 - 2/28	04/24/2025	50.85
15327	Lisa Tresner	ISP Reimbursement - 12/1 - 2/28	04/24/2025	50.85
15328	Lisa Welch Wyman	ISP Reimbursement - 12/1 - 2/28	04/24/2025	50.85
15329	Lisa West	ISP Reimbursement - 12/1 - 2/28	04/24/2025	50.85
15330	Lisa Wilson	ISP Reimbursement - 12/1 - 2/28	04/24/2025	50.85
15331	Liza Richards	ISP Reimbursement - 12/1 - 2/28	04/24/2025	50.85

Southern California

Check Register

For the period ended April 30, 2025

Check Number	Vendor Name	Transaction Description	Check Date	Check Amount
15332	Liza Zacher	ISP Reimbursement - 12/1 - 2/28	04/24/2025	50.85
15333	Lizbeth Barragan	ISP Reimbursement - 12/1 - 2/28	04/24/2025	50.85
15334	Lois Pittman	ISP Reimbursement - 12/1 - 2/28	04/24/2025	50.85
15335	Lola Marks	ISP Reimbursement - 12/1 - 2/28	04/24/2025	50.85
15336	Londie Huggins	ISP Reimbursement - 12/1 - 2/28	04/24/2025	16.95
15337	Loneasha Stewart	ISP Reimbursement - 12/1 - 2/28	04/24/2025	50.85
15338	Lora Lopez	ISP Reimbursement - 12/1 - 2/28	04/24/2025	16.95
15339	Loradel Galleto	ISP Reimbursement - 12/1 - 2/28	04/24/2025	50.85
15340	Lorena Duran	ISP Reimbursement - 12/1 - 2/28	04/24/2025	50.85
15341	Lorena Estrada	ISP Reimbursement - 12/1 - 2/28	04/24/2025	50.85
15342	Lorena Nuno	ISP Reimbursement - 12/1 - 2/28	04/24/2025	50.85
15343	Lorena Suarez	ISP Reimbursement - 12/1 - 2/28	04/24/2025	50.85
15344	Loretta Van Luyen	ISP Reimbursement - 12/1 - 2/28	04/24/2025	50.85
15345	Lori Fernandez	ISP Reimbursement - 12/1 - 2/28	04/24/2025	50.85
15346	Lori Jones	ISP Reimbursement - 12/1 - 2/28	04/24/2025	50.85
15347	LORI LIN FRANKLIN	ISP Reimbursement - 12/1 - 2/28	04/24/2025	50.85
15348	Lori Lowery	ISP Reimbursement - 12/1 - 2/28	04/24/2025	50.85
15349	Lori Norton	ISP Reimbursement - 12/1 - 2/28	04/24/2025	50.85
15350	Lorine Kaspar	ISP Reimbursement - 12/1 - 2/28	04/24/2025	50.85
15351	Lorraine Estrada	ISP Reimbursement - 12/1 - 2/28	04/24/2025	50.85
15352	Losaline Pohahau	ISP Reimbursement - 12/1 - 2/28	04/24/2025	50.85
15353	Louie R. Trigueros	ISP Reimbursement - 12/1 - 2/28	04/24/2025	50.85
15354	Lourdene Flores	ISP Reimbursement - 12/1 - 2/28	04/24/2025	50.85
15355	Lucas Cruz	ISP Reimbursement - 12/1 - 2/28	04/24/2025	50.85
15356	Lucerito Tapia	ISP Reimbursement - 12/1 - 2/28	04/24/2025	50.85
15357	Lucia Chavez	ISP Reimbursement - 12/1 - 2/28	04/24/2025	50.85
15358	Luciana Ordonez	ISP Reimbursement - 12/1 - 2/28	04/24/2025	50.85
15359	Lucille Bussey	ISP Reimbursement - 12/1 - 2/28	04/24/2025	50.85
15360	Lucinda Chiszar	ISP Reimbursement - 12/1 - 2/28	04/24/2025	50.85
15361	Lucretia Williams	ISP Reimbursement - 12/1 - 2/28	04/24/2025	50.85
15362	Lucy Bohorquez	ISP Reimbursement - 12/1 - 2/28	04/24/2025	50.85
15363	Lucy Honorato	ISP Reimbursement - 12/1 - 2/28	04/24/2025	50.85
15364	Lucy Lopez	ISP Reimbursement - 12/1 - 2/28	04/24/2025	50.85
15365	Ludgarda Veronica Eddings	ISP Reimbursement - 12/1 - 2/28	04/24/2025	50.85
15366	Luis Luna	ISP Reimbursement - 12/1 - 2/28	04/24/2025	50.85
15367	Luis Perez	ISP Reimbursement - 12/1 - 2/28	04/24/2025	50.85
15368	Luisa Reyes	ISP Reimbursement - 12/1 - 2/28	04/24/2025	50.85
15369	Luiza Grigoryan	ISP Reimbursement - 12/1 - 2/28	04/24/2025	50.85
15370	Luke Kearney	ISP Reimbursement - 12/1 - 2/28	04/24/2025	50.85
15371	Lula Tewolde	ISP Reimbursement - 12/1 - 2/28	04/24/2025	33.90
15372	Lulette Mendoza	ISP Reimbursement - 12/1 - 2/28	04/24/2025	50.85
15373	Lupe Montemayor	ISP Reimbursement - 12/1 - 2/28	04/24/2025	50.85
15374	Lupita Betancourt-Solis	ISP Reimbursement - 12/1 - 2/28	04/24/2025	50.85
15375	Luvette Jaime	ISP Reimbursement - 12/1 - 2/28	04/24/2025	50.85
15376	Luz Garcia	ISP Reimbursement - 12/1 - 2/28	04/24/2025	50.85
15377	Luz Gutierrez	ISP Reimbursement - 12/1 - 2/28	04/24/2025	50.85
15378	Luz M Morales	ISP Reimbursement - 12/1 - 2/28	04/24/2025	50.85
15379	Luzana P Hernandez	ISP Reimbursement - 12/1 - 2/28	04/24/2025	50.85
15380	Lydia D'Antoni	ISP Reimbursement - 12/1 - 2/28	04/24/2025	50.85
15381	Lydia Jimenez	ISP Reimbursement - 12/1 - 2/28	04/24/2025	50.85
15382	Lyla Jacobson	ISP Reimbursement - 12/1 - 2/28	04/24/2025	50.85
15383	Lyn-coya Daniels	ISP Reimbursement - 12/1 - 2/28	04/24/2025	50.85
15384	Lyna Warden-Sanders	ISP Reimbursement - 12/1 - 2/28	04/24/2025	50.85
15385	Lyndsey Toale	ISP Reimbursement - 12/1 - 2/28	04/24/2025	50.85
15386	Lynette Larson	ISP Reimbursement - 12/1 - 2/28	04/24/2025	50.85
15387	Lynette Rimmel	ISP Reimbursement - 12/1 - 2/28	04/24/2025	50.85
15388	Lynna Sanchez	ISP Reimbursement - 12/1 - 2/28	04/24/2025	50.85
15389	Lyra Kimble	ISP Reimbursement - 12/1 - 2/28	04/24/2025	50.85
15390	Lyudmila Aleksandrova	ISP Reimbursement - 12/1 - 2/28	04/24/2025	50.85
15391	Lyudmila Kudishevich	ISP Reimbursement - 12/1 - 2/28	04/24/2025	50.85
15392	Ma Denise Dimson	ISP Reimbursement - 12/1 - 2/28	04/24/2025	50.85
15393	Macie Villegas	ISP Reimbursement - 12/1 - 2/28	04/24/2025	50.85
15394	Mackenzie Waters	ISP Reimbursement - 12/1 - 2/28	04/24/2025	50.85
15395	Madeliene Sari	ISP Reimbursement - 12/1 - 2/28	04/24/2025	50.85
15396	Madison Kang	ISP Reimbursement - 12/1 - 2/28	04/24/2025	50.85
15397	MAGDALENA KOSMALA	ISP Reimbursement - 12/1 - 2/28	04/24/2025	50.85
15398	Magdalena Lopez	ISP Reimbursement - 12/1 - 2/28	04/24/2025	50.85
15399	Mahdi Nik	ISP Reimbursement - 12/1 - 2/28	04/24/2025	50.85
15400	Mai Xiong	ISP Reimbursement - 12/1 - 2/28	04/24/2025	33.90
15401	Maik Joseph	ISP Reimbursement - 12/1 - 2/28	04/24/2025	50.85

Southern California

Check Register

For the period ended April 30, 2025

Check Number	Vendor Name	Transaction Description	Check Date	Check Amount
15402	Maikisha Holland	ISP Reimbursement - 12/1 - 2/28	04/24/2025	50.85
15403	Maiko Connette	ISP Reimbursement - 12/1 - 2/28	04/24/2025	50.85
15404	Malae Taylor	ISP Reimbursement - 12/1 - 2/28	04/24/2025	50.85
15405	Malaythone Inthabane	ISP Reimbursement - 12/1 - 2/28	04/24/2025	50.85
15406	Mallkah Toney	ISP Reimbursement - 12/1 - 2/28	04/24/2025	50.85
15407	Malinee Romero	ISP Reimbursement - 12/1 - 2/28	04/24/2025	50.85
15408	MaLisa Stevens	ISP Reimbursement - 12/1 - 2/28	04/24/2025	50.85
15409	Manao Davidson	ISP Reimbursement - 12/1 - 2/28	04/24/2025	50.85
15410	Mandy Almendra	ISP Reimbursement - 12/1 - 2/28	04/24/2025	50.85
15411	Mandy Slater	ISP Reimbursement - 12/1 - 2/28	04/24/2025	50.85
15412	Manuel Castaneda	ISP Reimbursement - 12/1 - 2/28	04/24/2025	50.85
15413	Manuel obay	ISP Reimbursement - 12/1 - 2/28	04/24/2025	50.85
15414	Manuel Wellner	ISP Reimbursement - 12/1 - 2/28	04/24/2025	50.85
15415	Marc Julian Donini	ISP Reimbursement - 12/1 - 2/28	04/24/2025	50.85
15416	Marcey Chaves	ISP Reimbursement - 12/1 - 2/28	04/24/2025	50.85
15417	Marcia Plascencia	ISP Reimbursement - 12/1 - 2/28	04/24/2025	50.85
15418	Marco Rodriguez	ISP Reimbursement - 12/1 - 2/28	04/24/2025	50.85
15419	Margaret Fowler	ISP Reimbursement - 12/1 - 2/28	04/24/2025	50.85
15420	Margaret Markwardt	ISP Reimbursement - 12/1 - 2/28	04/24/2025	50.85
15421	Margarita Aguilera	ISP Reimbursement - 12/1 - 2/28	04/24/2025	50.85
15422	Margarita Fellez-Martine	ISP Reimbursement - 12/1 - 2/28	04/24/2025	50.85
15423	Marguerite Bardwell	ISP Reimbursement - 12/1 - 2/28	04/24/2025	50.85
15424	Mari Garcia	ISP Reimbursement - 12/1 - 2/28	04/24/2025	50.85
15425	Mari Sweeting	ISP Reimbursement - 12/1 - 2/28	04/24/2025	50.85
15426	Maria Alvarado	ISP Reimbursement - 12/1 - 2/28	04/24/2025	50.85
15427	Maria Alvarez	ISP Reimbursement - 12/1 - 2/28	04/24/2025	50.85
15428	Maria Avila	ISP Reimbursement - 12/1 - 2/28	04/24/2025	50.85
15429	Maria Beltran	ISP Reimbursement - 12/1 - 2/28	04/24/2025	50.85
15430	Maria Calderon	ISP Reimbursement - 12/1 - 2/28	04/24/2025	50.85
15431	Maria Camara	ISP Reimbursement - 12/1 - 2/28	04/24/2025	50.85
15432	Maria Casillas	ISP Reimbursement - 12/1 - 2/28	04/24/2025	50.85
15433	Maria Ceja	ISP Reimbursement - 12/1 - 2/28	04/24/2025	33.90
15434	Maria Corazon Roque	ISP Reimbursement - 12/1 - 2/28	04/24/2025	50.85
15435	Maria Crosthwaite	ISP Reimbursement - 12/1 - 2/28	04/24/2025	50.85
15436	Maria Cruz	ISP Reimbursement - 12/1 - 2/28	04/24/2025	50.85
15437	Maria D Leon Maldonado	ISP Reimbursement - 12/1 - 2/28	04/24/2025	50.85
15438	Maria Elena Gomez	ISP Reimbursement - 12/1 - 2/28	04/24/2025	50.85
15439	Maria Escoto-Perez	ISP Reimbursement - 12/1 - 2/28	04/24/2025	50.85
15440	Maria Gutierrez	ISP Reimbursement - 12/1 - 2/28	04/24/2025	50.85
15441	Maria H Ramirez	ISP Reimbursement - 12/1 - 2/28	04/24/2025	50.85
15442	Maria Holliday	ISP Reimbursement - 12/1 - 2/28	04/24/2025	50.85
15443	Maria Ibarra	ISP Reimbursement - 12/1 - 2/28	04/24/2025	50.85
15444	Maria Irma Garcia	ISP Reimbursement - 12/1 - 2/28	04/24/2025	50.85
15445	Maria Lomeli	ISP Reimbursement - 12/1 - 2/28	04/24/2025	50.85
15446	Maria Lozano	ISP Reimbursement - 12/1 - 2/28	04/24/2025	50.85
15447	Maria Luisa Miranda	ISP Reimbursement - 12/1 - 2/28	04/24/2025	50.85
15448	Maria Martinez	ISP Reimbursement - 12/1 - 2/28	04/24/2025	50.85
15449	Maria Martinez - Martinez, CA	ISP Reimbursement - 12/1 - 2/28	04/24/2025	50.85
15450	Maria Mendoza	ISP Reimbursement - 12/1 - 2/28	04/24/2025	50.85
15451	Maria Montano	ISP Reimbursement - 12/1 - 2/28	04/24/2025	50.85
15452	Maria Rico	ISP Reimbursement - 12/1 - 2/28	04/24/2025	50.85
15453	Maria Rodriguez	ISP Reimbursement - 12/1 - 2/28	04/24/2025	50.85
15454	Maria Salceda	ISP Reimbursement - 12/1 - 2/28	04/24/2025	50.85
15455	Maria Sanchez	ISP Reimbursement - 12/1 - 2/28	04/24/2025	50.85
15456	Maria Shariff	ISP Reimbursement - 12/1 - 2/28	04/24/2025	50.85
15457	Maria Solorio	ISP Reimbursement - 12/1 - 2/28	04/24/2025	50.85
15458	Maria Soriano	ISP Reimbursement - 12/1 - 2/28	04/24/2025	50.85
15459	Maria Toure	ISP Reimbursement - 12/1 - 2/28	04/24/2025	50.85
15460	Maria Velasquez	ISP Reimbursement - 12/1 - 2/28	04/24/2025	50.85
15461	Marilyn Sibal	ISP Reimbursement - 12/1 - 2/28	04/24/2025	50.85
15462	Maria Yvette Padilla	ISP Reimbursement - 12/1 - 2/28	04/24/2025	50.85
15463	Mariah Anderson	ISP Reimbursement - 12/1 - 2/28	04/24/2025	50.85
15464	Mariah Sosa	ISP Reimbursement - 12/1 - 2/28	04/24/2025	50.85
15465	Mariam Mahmood	ISP Reimbursement - 12/1 - 2/28	04/24/2025	50.85
15466	Mariam Sultana	ISP Reimbursement - 12/1 - 2/28	04/24/2025	50.85
15467	Mariana DeLaRiva	ISP Reimbursement - 12/1 - 2/28	04/24/2025	50.85
15468	Maribel Acosta	ISP Reimbursement - 12/1 - 2/28	04/24/2025	50.85
15469	Maribel Ayala	ISP Reimbursement - 12/1 - 2/28	04/24/2025	50.85
15470	Maribel Rivera	ISP Reimbursement - 12/1 - 2/28	04/24/2025	50.85
15471	Maricela Garcia	ISP Reimbursement - 12/1 - 2/28	04/24/2025	50.85

Southern California

Check Register

For the period ended April 30, 2025

Check Number	Vendor Name	Transaction Description	Check Date	Check Amount
15472	Maricruz Meza baca	ISP Reimbursement - 12/1 - 2/28	04/24/2025	33.90
15473	Marie Gaitan	ISP Reimbursement - 12/1 - 2/28	04/24/2025	50.85
15474	Marie Octavo	ISP Reimbursement - 12/1 - 2/28	04/24/2025	50.85
15475	Mariela Perez	ISP Reimbursement - 12/1 - 2/28	04/24/2025	50.85
15476	Mariela Vasquez	ISP Reimbursement - 12/1 - 2/28	04/24/2025	50.85
15477	Marilyn Nihipali	ISP Reimbursement - 12/1 - 2/28	04/24/2025	50.85
15478	Marina Flores	ISP Reimbursement - 12/1 - 2/28	04/24/2025	50.85
15479	Marina Kudishevich	ISP Reimbursement - 12/1 - 2/28	04/24/2025	50.85
15480	Marina Lisitsin	ISP Reimbursement - 12/1 - 2/28	04/24/2025	50.85
15481	Mario Amigon	ISP Reimbursement - 12/1 - 2/28	04/24/2025	50.85
15482	Mario Espinoza jr	ISP Reimbursement - 12/1 - 2/28	04/24/2025	50.85
15483	Mario Lopez	ISP Reimbursement - 12/1 - 2/28	04/24/2025	50.85
15484	Mario Trasvina	ISP Reimbursement - 12/1 - 2/28	04/24/2025	50.85
15485	Marion McWilliams	ISP Reimbursement - 12/1 - 2/28	04/24/2025	50.85
15486	Marisa Lee Carter	ISP Reimbursement - 12/1 - 2/28	04/24/2025	50.85
15487	Marisol Diaz	ISP Reimbursement - 12/1 - 2/28	04/24/2025	50.85
15488	Marisol Garcia	ISP Reimbursement - 12/1 - 2/28	04/24/2025	50.85
15489	Marisol Gasper	ISP Reimbursement - 12/1 - 2/28	04/24/2025	50.85
15490	Marisol Richardson	ISP Reimbursement - 12/1 - 2/28	04/24/2025	50.85
15491	Marisol Romero	ISP Reimbursement - 12/1 - 2/28	04/24/2025	50.85
15492	Marissa Amador	ISP Reimbursement - 12/1 - 2/28	04/24/2025	50.85
15493	Marissa Ferguson	ISP Reimbursement - 12/1 - 2/28	04/24/2025	50.85
15494	Marissa Foutz	ISP Reimbursement - 12/1 - 2/28	04/24/2025	50.85
15495	Marissa Gonzalez	ISP Reimbursement - 12/1 - 2/28	04/24/2025	50.85
15496	Marissa Martinez	ISP Reimbursement - 12/1 - 2/28	04/24/2025	33.90
15497	Marissa Sopher	ISP Reimbursement - 12/1 - 2/28	04/24/2025	50.85
15498	Maritza Gerardo	ISP Reimbursement - 12/1 - 2/28	04/24/2025	50.85
15499	Mari-a Aldrete	ISP Reimbursement - 12/1 - 2/28	04/24/2025	33.90
15500	Marjon Miller	ISP Reimbursement - 12/1 - 2/28	04/24/2025	50.85
15501	Marjorie White	ISP Reimbursement - 12/1 - 2/28	04/24/2025	16.95
15502	Mark Bump	ISP Reimbursement - 12/1 - 2/28	04/24/2025	50.85
15503	Mark Dennis	ISP Reimbursement - 12/1 - 2/28	04/24/2025	50.85
15504	Mark Kha	ISP Reimbursement - 12/1 - 2/28	04/24/2025	50.85
15505	Mark Sitek	ISP Reimbursement - 12/1 - 2/28	04/24/2025	50.85
15506	Mark Varelzhan	ISP Reimbursement - 12/1 - 2/28	04/24/2025	50.85
15507	Markeda Grey Harbin	ISP Reimbursement - 12/1 - 2/28	04/24/2025	50.85
15508	Markeera Hawkes	ISP Reimbursement - 12/1 - 2/28	04/24/2025	50.85
15509	Markos Mkrтчhyan	ISP Reimbursement - 12/1 - 2/28	04/24/2025	50.85
15510	Marla Joyner	ISP Reimbursement - 12/1 - 2/28	04/24/2025	50.85
15511	Marlene Noyola	ISP Reimbursement - 12/1 - 2/28	04/24/2025	50.85
15512	Marlene Victoria	ISP Reimbursement - 12/1 - 2/28	04/24/2025	50.85
15513	Marli Ortega	ISP Reimbursement - 12/1 - 2/28	04/24/2025	50.85
15514	Marlyn Alcantara	ISP Reimbursement - 12/1 - 2/28	04/24/2025	50.85
15515	Marlynn Navarro	ISP Reimbursement - 12/1 - 2/28	04/24/2025	50.85
15516	Marni Rader	ISP Reimbursement - 12/1 - 2/28	04/24/2025	33.90
15517	Marquita Demary	ISP Reimbursement - 12/1 - 2/28	04/24/2025	50.85
15518	Marquita Williams	ISP Reimbursement - 12/1 - 2/28	04/24/2025	50.85
15519	Marsha Montantes	ISP Reimbursement - 12/1 - 2/28	04/24/2025	33.90
15520	Marshall Cavendish Corporation	Curriculum	04/24/2025	496.99
15521	Marta Flores	ISP Reimbursement - 12/1 - 2/28	04/24/2025	50.85
15522	Marta Ramos	ISP Reimbursement - 12/1 - 2/28	04/24/2025	50.85
15523	Martha Cervantes	ISP Reimbursement - 12/1 - 2/28	04/24/2025	50.85
15524	Marvin Lyles	ISP Reimbursement - 12/1 - 2/28	04/24/2025	50.85
15525	Marwa Alemi	ISP Reimbursement - 12/1 - 2/28	04/24/2025	50.85
15526	Mary Ann Mitchell	ISP Reimbursement - 12/1 - 2/28	04/24/2025	50.85
15527	Mary Armstrong	ISP Reimbursement - 12/1 - 2/28	04/24/2025	50.85
15528	Mary Jane Tan	ISP Reimbursement - 12/1 - 2/28	04/24/2025	16.95
15529	Mary Juliano	ISP Reimbursement - 12/1 - 2/28	04/24/2025	50.85
15530	Mary Rose Nacional	ISP Reimbursement - 12/1 - 2/28	04/24/2025	50.85
15531	Mary Stanley	ISP Reimbursement - 12/1 - 2/28	04/24/2025	33.90
15532	Mary Todd	ISP Reimbursement - 12/1 - 2/28	04/24/2025	50.85
15533	Maryam Ali	ISP Reimbursement - 12/1 - 2/28	04/24/2025	50.85
15534	Maryann Quon	ISP Reimbursement - 12/1 - 2/28	04/24/2025	50.85
15535	Maryann Reynolds	ISP Reimbursement - 12/1 - 2/28	04/24/2025	50.85
15536	Maryeleithe Earll	ISP Reimbursement - 12/1 - 2/28	04/24/2025	50.85
15537	Matt Townley	ISP Reimbursement - 12/1 - 2/28	04/24/2025	50.85
15538	Matthew Dattage	ISP Reimbursement - 12/1 - 2/28	04/24/2025	50.85
15539	Matthew Pope	ISP Reimbursement - 12/1 - 2/28	04/24/2025	50.85
15540	Matthew Tran	ISP Reimbursement - 12/1 - 2/28	04/24/2025	50.85
15541	Maura Paasch	ISP Reimbursement - 12/1 - 2/28	04/24/2025	33.90

Southern California

Check Register

For the period ended April 30, 2025

Check Number	Vendor Name	Transaction Description	Check Date	Check Amount
15542	Mauricio Contreras	ISP Reimbursement - 12/1 - 2/28	04/24/2025	50.85
15543	Mauricio Larios	ISP Reimbursement - 12/1 - 2/28	04/24/2025	50.85
15544	Mauricio Nanez	ISP Reimbursement - 12/1 - 2/28	04/24/2025	50.85
15545	Maurine Salazar	ISP Reimbursement - 12/1 - 2/28	04/24/2025	50.85
15546	Maurissa Vigil	ISP Reimbursement - 12/1 - 2/28	04/24/2025	33.90
15547	Maximo Rossini	ISP Reimbursement - 12/1 - 2/28	04/24/2025	50.85
15548	Maxine Natapu	ISP Reimbursement - 12/1 - 2/28	04/24/2025	50.85
15549	Maxine Segovia	ISP Reimbursement - 12/1 - 2/28	04/24/2025	50.85
15550	May Avelynn Garcia	ISP Reimbursement - 12/1 - 2/28	04/24/2025	50.85
15551	May Rubin	ISP Reimbursement - 12/1 - 2/28	04/24/2025	50.85
15552	Maya Villanueva	ISP Reimbursement - 12/1 - 2/28	04/24/2025	50.85
15553	Mayra Loredo	ISP Reimbursement - 12/1 - 2/28	04/24/2025	50.85
15554	Mayra Robles	ISP Reimbursement - 12/1 - 2/28	04/24/2025	50.85
15555	Mayra Rodriguez	ISP Reimbursement - 12/1 - 2/28	04/24/2025	50.85
15556	Mayra Villalobos	ISP Reimbursement - 12/1 - 2/28	04/24/2025	50.85
15557	Mayuko Kawai	ISP Reimbursement - 12/1 - 2/28	04/24/2025	50.85
15558	McKinley Tennyson	ISP Reimbursement - 12/1 - 2/28	04/24/2025	50.85
15559	Megan Agrimonti	ISP Reimbursement - 12/1 - 2/28	04/24/2025	50.85
15560	Megan Anderson	ISP Reimbursement - 12/1 - 2/28	04/24/2025	50.85
15561	Megan Jones	ISP Reimbursement - 12/1 - 2/28	04/24/2025	50.85
15562	Megan Lockmann	ISP Reimbursement - 12/1 - 2/28	04/24/2025	50.85
15563	Meihua Lee	ISP Reimbursement - 12/1 - 2/28	04/24/2025	50.85
15564	Mekayla Salutan	ISP Reimbursement - 12/1 - 2/28	04/24/2025	50.85
15565	Melania Rosales	ISP Reimbursement - 12/1 - 2/28	04/24/2025	50.85
15566	Melanie Chu	ISP Reimbursement - 12/1 - 2/28	04/24/2025	50.85
15567	Melanie Dreyer	ISP Reimbursement - 12/1 - 2/28	04/24/2025	50.85
15568	Melanie Luna	ISP Reimbursement - 12/1 - 2/28	04/24/2025	50.85
15569	Melanie Park	ISP Reimbursement - 12/1 - 2/28	04/24/2025	50.85
15570	Melanie Yap	ISP Reimbursement - 12/1 - 2/28	04/24/2025	16.95
15571	Melina Rivero	ISP Reimbursement - 12/1 - 2/28	04/24/2025	50.85
15572	Melinda Barraza	ISP Reimbursement - 12/1 - 2/28	04/24/2025	50.85
15573	Melinda McNairy	ISP Reimbursement - 12/1 - 2/28	04/24/2025	50.85
15574	Melindia Robinson	ISP Reimbursement - 12/1 - 2/28	04/24/2025	50.85
15575	Melissa Anderson	ISP Reimbursement - 12/1 - 2/28	04/24/2025	50.85
15576	Melissa Arechiga	ISP Reimbursement - 12/1 - 2/28	04/24/2025	50.85
15577	Melissa Belmonte	ISP Reimbursement - 12/1 - 2/28	04/24/2025	33.90
15578	Melissa Bender	ISP Reimbursement - 12/1 - 2/28	04/24/2025	50.85
15579	Melissa Black	ISP Reimbursement - 12/1 - 2/28	04/24/2025	50.85
15580	Melissa Brewer	ISP Reimbursement - 12/1 - 2/28	04/24/2025	50.85
15581	Melissa Cequena	ISP Reimbursement - 12/1 - 2/28	04/24/2025	50.85
15582	Melissa Del Real	ISP Reimbursement - 12/1 - 2/28	04/24/2025	33.90
15583	Melissa Dodge	ISP Reimbursement - 12/1 - 2/28	04/24/2025	50.85
15584	Melissa Duncan	ISP Reimbursement - 12/1 - 2/28	04/24/2025	50.85
15585	Melissa Freeman	ISP Reimbursement - 12/1 - 2/28	04/24/2025	50.85
15586	MELISSA HERNANDEZ	ISP Reimbursement - 12/1 - 2/28	04/24/2025	50.85
15587	Melissa Herrera	ISP Reimbursement - 12/1 - 2/28	04/24/2025	50.85
15588	Melissa King	ISP Reimbursement - 12/1 - 2/28	04/24/2025	50.85
15589	Melissa Lizarraga	ISP Reimbursement - 12/1 - 2/28	04/24/2025	50.85
15590	Melissa Lynn Sparks	ISP Reimbursement - 12/1 - 2/28	04/24/2025	50.85
15591	Melissa M Wassenberg	ISP Reimbursement - 12/1 - 2/28	04/24/2025	50.85
15592	Melissa Magana	ISP Reimbursement - 12/1 - 2/28	04/24/2025	50.85
15593	Melissa Mitchell	ISP Reimbursement - 12/1 - 2/28	04/24/2025	50.85
15594	Melissa Mokrynka	ISP Reimbursement - 12/1 - 2/28	04/24/2025	33.90
15595	Melissa Ramirez	ISP Reimbursement - 12/1 - 2/28	04/24/2025	50.85
15596	Melissa Russell	ISP Reimbursement - 12/1 - 2/28	04/24/2025	50.85
15597	Melissa Saldana	ISP Reimbursement - 12/1 - 2/28	04/24/2025	50.85
15598	Melissa Salinas	ISP Reimbursement - 12/1 - 2/28	04/24/2025	50.85
15599	Melissa Salzman	ISP Reimbursement - 12/1 - 2/28	04/24/2025	50.85
15600	Melissa Stephens	ISP Reimbursement - 12/1 - 2/28	04/24/2025	50.85
15601	Melissa Taylor	ISP Reimbursement - 12/1 - 2/28	04/24/2025	50.85
15602	Melissa Varela	ISP Reimbursement - 12/1 - 2/28	04/24/2025	50.85
15603	Melissa Welter	ISP Reimbursement - 12/1 - 2/28	04/24/2025	50.85
15604	Meliza Cruz	ISP Reimbursement - 12/1 - 2/28	04/24/2025	50.85
15605	Melody Bradley	ISP Reimbursement - 12/1 - 2/28	04/24/2025	50.85
15606	Melody Burkhart	ISP Reimbursement - 12/1 - 2/28	04/24/2025	50.85
15607	Melody Steward	ISP Reimbursement - 12/1 - 2/28	04/24/2025	50.85
15608	Mercedes Fantham	ISP Reimbursement - 12/1 - 2/28	04/24/2025	50.85
15609	Mercedes Ramos De Lopez	ISP Reimbursement - 12/1 - 2/28	04/24/2025	50.85
15610	Mercedes Ruby Pastrana	ISP Reimbursement - 12/1 - 2/28	04/24/2025	50.85
15611	Mercy Basumata	ISP Reimbursement - 12/1 - 2/28	04/24/2025	50.85

Southern California

Check Register

For the period ended April 30, 2025

Check Number	Vendor Name	Transaction Description	Check Date	Check Amount
15612	Messiah Abdullah	ISP Reimbursement - 12/1 - 2/28	04/24/2025	50.85
15613	Meuy Robbins	ISP Reimbursement - 12/1 - 2/28	04/24/2025	50.85
15614	Mia Milbry	ISP Reimbursement - 12/1 - 2/28	04/24/2025	50.85
15615	Michael Armas	ISP Reimbursement - 12/1 - 2/28	04/24/2025	50.85
15616	Michael Ayzenberg	ISP Reimbursement - 12/1 - 2/28	04/24/2025	50.85
15617	Michael Fields	ISP Reimbursement - 12/1 - 2/28	04/24/2025	50.85
15618	Michael Harrell	ISP Reimbursement - 12/1 - 2/28	04/24/2025	50.85
15619	Michael Judkins	ISP Reimbursement - 12/1 - 2/28	04/24/2025	50.85
15620	Michael Minor	ISP Reimbursement - 12/1 - 2/28	04/24/2025	50.85
15621	Michael Murphy	ISP Reimbursement - 12/1 - 2/28	04/24/2025	50.85
15622	Michael Ray Mason	ISP Reimbursement - 12/1 - 2/28	04/24/2025	50.85
15623	Michael Smith	ISP Reimbursement - 12/1 - 2/28	04/24/2025	50.85
15624	Michael Vigil	ISP Reimbursement - 12/1 - 2/28	04/24/2025	50.85
15625	Michalae Johnson	ISP Reimbursement - 12/1 - 2/28	04/24/2025	50.85
15626	Micheal Mouris	ISP Reimbursement - 12/1 - 2/28	04/24/2025	50.85
15627	Michele Blue	ISP Reimbursement - 12/1 - 2/28	04/24/2025	50.85
15628	Michele Winslow	ISP Reimbursement - 12/1 - 2/28	04/24/2025	50.85
15629	Michelle Anaya	ISP Reimbursement - 12/1 - 2/28	04/24/2025	50.85
15630	Michelle Banks	ISP Reimbursement - 12/1 - 2/28	04/24/2025	50.85
15631	Michelle Barajas	ISP Reimbursement - 12/1 - 2/28	04/24/2025	50.85
15632	Michelle Burkes	ISP Reimbursement - 12/1 - 2/28	04/24/2025	16.95
15633	Michelle Cabral	ISP Reimbursement - 12/1 - 2/28	04/24/2025	50.85
15634	Michelle Cherry	ISP Reimbursement - 12/1 - 2/28	04/24/2025	50.85
15635	Michelle DeHerrera	ISP Reimbursement - 12/1 - 2/28	04/24/2025	50.85
15636	Michelle Denault	ISP Reimbursement - 12/1 - 2/28	04/24/2025	50.85
15637	Michelle Denice	ISP Reimbursement - 12/1 - 2/28	04/24/2025	50.85
15638	Michelle Dillard	ISP Reimbursement - 12/1 - 2/28	04/24/2025	50.85
15639	Michelle Gallegos	ISP Reimbursement - 12/1 - 2/28	04/24/2025	16.95
15640	Michelle Gutierrez	ISP Reimbursement - 12/1 - 2/28	04/24/2025	50.85
15641	Michelle Hoskins	ISP Reimbursement - 12/1 - 2/28	04/24/2025	50.85
15642	Michelle Jobe	ISP Reimbursement - 12/1 - 2/28	04/24/2025	50.85
15643	Michelle Kassimov	ISP Reimbursement - 12/1 - 2/28	04/24/2025	50.85
15644	Michelle King	ISP Reimbursement - 12/1 - 2/28	04/24/2025	50.85
15645	Michelle LaGanga	ISP Reimbursement - 12/1 - 2/28	04/24/2025	50.85
15646	Michelle Lopez	ISP Reimbursement - 12/1 - 2/28	04/24/2025	50.85
15647	Michelle Madole	ISP Reimbursement - 12/1 - 2/28	04/24/2025	50.85
15648	Michelle Maldonado	ISP Reimbursement - 12/1 - 2/28	04/24/2025	50.85
15649	Michelle Martin	ISP Reimbursement - 12/1 - 2/28	04/24/2025	50.85
15650	Michelle Martinez	ISP Reimbursement - 12/1 - 2/28	04/24/2025	50.85
15651	Michelle Moore	ISP Reimbursement - 12/1 - 2/28	04/24/2025	50.85
15652	Michelle Patton	ISP Reimbursement - 12/1 - 2/28	04/24/2025	50.85
15653	Michelle Phelan	ISP Reimbursement - 12/1 - 2/28	04/24/2025	50.85
15654	Michelle Prentice	ISP Reimbursement - 12/1 - 2/28	04/24/2025	50.85
15655	Michelle R Wood	ISP Reimbursement - 12/1 - 2/28	04/24/2025	50.85
15656	Michelle Rathswohl	ISP Reimbursement - 12/1 - 2/28	04/24/2025	50.85
15657	Michelle Roberts	ISP Reimbursement - 12/1 - 2/28	04/24/2025	50.85
15658	Michelle Siles	ISP Reimbursement - 12/1 - 2/28	04/24/2025	50.85
15659	Michelle Sumlin	ISP Reimbursement - 12/1 - 2/28	04/24/2025	50.85
15660	Michtham Henry	ISP Reimbursement - 12/1 - 2/28	04/24/2025	50.85
15661	Midore Diaz	ISP Reimbursement - 12/1 - 2/28	04/24/2025	50.85
15662	Miguel Angel Gomez	ISP Reimbursement - 12/1 - 2/28	04/24/2025	50.85
15663	Miguel Guerrero	ISP Reimbursement - 12/1 - 2/28	04/24/2025	50.85
15664	Miguel Largaespada	ISP Reimbursement - 12/1 - 2/28	04/24/2025	50.85
15665	Miguel Mendiola	ISP Reimbursement - 12/1 - 2/28	04/24/2025	50.85
15666	Miguel Ortega	ISP Reimbursement - 12/1 - 2/28	04/24/2025	50.85
15667	Mike Pauley	ISP Reimbursement - 12/1 - 2/28	04/24/2025	50.85
15668	Miki Baltazar	ISP Reimbursement - 12/1 - 2/28	04/24/2025	50.85
15669	Mildred Brantley	ISP Reimbursement - 12/1 - 2/28	04/24/2025	33.90
15670	Mina Tarik	ISP Reimbursement - 12/1 - 2/28	04/24/2025	50.85
15671	Minako Yamada	ISP Reimbursement - 12/1 - 2/28	04/24/2025	50.85
15672	MINGKU LIN	ISP Reimbursement - 12/1 - 2/28	04/24/2025	50.85
15673	Miranda Ann Ortiz-Ulbarri	ISP Reimbursement - 12/1 - 2/28	04/24/2025	50.85
15674	Miranda Lopez	ISP Reimbursement - 12/1 - 2/28	04/24/2025	50.85
15675	Miranda Rhodes	ISP Reimbursement - 12/1 - 2/28	04/24/2025	50.85
15676	Mireya Valencia	ISP Reimbursement - 12/1 - 2/28	04/24/2025	50.85
15677	Miriam carrete	ISP Reimbursement - 12/1 - 2/28	04/24/2025	50.85
15678	Mirna Alvarez	ISP Reimbursement - 12/1 - 2/28	04/24/2025	50.85
15679	Mirna McKinney	ISP Reimbursement - 12/1 - 2/28	04/24/2025	50.85
15680	Mirna Mendoza	ISP Reimbursement - 12/1 - 2/28	04/24/2025	50.85
15681	Mishawn Gullatt-Sims	ISP Reimbursement - 12/1 - 2/28	04/24/2025	50.85

Southern California

Check Register

For the period ended April 30, 2025

Check Number	Vendor Name	Transaction Description	Check Date	Check Amount
15682	Mishon Johnson	ISP Reimbursement - 12/1 - 2/28	04/24/2025	50.85
15683	Misleidy Bueno	ISP Reimbursement - 12/1 - 2/28	04/24/2025	50.85
15684	Misty Alexander	ISP Reimbursement - 12/1 - 2/28	04/24/2025	50.85
15685	Misty Crider	ISP Reimbursement - 12/1 - 2/28	04/24/2025	50.85
15686	Misty Falcon	ISP Reimbursement - 12/1 - 2/28	04/24/2025	33.90
15687	Misty Travis	ISP Reimbursement - 12/1 - 2/28	04/24/2025	50.85
15688	Mohamah Abubaka	ISP Reimbursement - 12/1 - 2/28	04/24/2025	50.85
15689	Mohamed AAbdelkader	ISP Reimbursement - 12/1 - 2/28	04/24/2025	50.85
15690	Mohamed Abdullahi	ISP Reimbursement - 12/1 - 2/28	04/24/2025	50.85
15691	Mohammad Behesht	ISP Reimbursement - 12/1 - 2/28	04/24/2025	50.85
15692	Mohammad Nazir	ISP Reimbursement - 12/1 - 2/28	04/24/2025	33.90
15693	Mohammad Nazir Omari	ISP Reimbursement - 12/1 - 2/28	04/24/2025	33.90
15694	Mohammed Al-Otoum	ISP Reimbursement - 12/1 - 2/28	04/24/2025	50.85
15695	Mohammed Khan	ISP Reimbursement - 12/1 - 2/28	04/24/2025	50.85
15696	Mohammed Shaheed	ISP Reimbursement - 12/1 - 2/28	04/24/2025	50.85
15697	Moises Vanegas	ISP Reimbursement - 12/1 - 2/28	04/24/2025	50.85
15698	Molly Hager	ISP Reimbursement - 12/1 - 2/28	04/24/2025	33.90
15699	Monica Aragon	ISP Reimbursement - 12/1 - 2/28	04/24/2025	50.85
15700	Monica Contreras	ISP Reimbursement - 12/1 - 2/28	04/24/2025	50.85
15701	Monica Figueroa	ISP Reimbursement - 12/1 - 2/28	04/24/2025	50.85
15702	Monica Godinez	ISP Reimbursement - 12/1 - 2/28	04/24/2025	50.85
15703	Monica Huerta	ISP Reimbursement - 12/1 - 2/28	04/24/2025	50.85
15704	Monica Lugo	ISP Reimbursement - 12/1 - 2/28	04/24/2025	50.85
15705	Monica Moga	ISP Reimbursement - 12/1 - 2/28	04/24/2025	50.85
15706	Monica Munoz	ISP Reimbursement - 12/1 - 2/28	04/24/2025	50.85
15707	Monica Ortega	ISP Reimbursement - 12/1 - 2/28	04/24/2025	50.85
15708	Monica Ward	ISP Reimbursement - 12/1 - 2/28	04/24/2025	50.85
15709	Monika Grinius	ISP Reimbursement - 12/1 - 2/28	04/24/2025	50.85
15710	Monique Fuentes	ISP Reimbursement - 12/1 - 2/28	04/24/2025	50.85
15711	Monique Oakes	ISP Reimbursement - 12/1 - 2/28	04/24/2025	33.90
15712	Monique Smith	ISP Reimbursement - 12/1 - 2/28	04/24/2025	50.85
15713	Monique Valencia	ISP Reimbursement - 12/1 - 2/28	04/24/2025	50.85
15714	Monise Gallegos	ISP Reimbursement - 12/1 - 2/28	04/24/2025	50.85
15715	Monserrath Anguiano	ISP Reimbursement - 12/1 - 2/28	04/24/2025	50.85
15716	Moww Abdin	ISP Reimbursement - 12/1 - 2/28	04/24/2025	50.85
15717	Muhammad Rashdan	ISP Reimbursement - 12/1 - 2/28	04/24/2025	50.85
15718	Mungunoyun Undraltsog	ISP Reimbursement - 12/1 - 2/28	04/24/2025	50.85
15719	Myesha Love	ISP Reimbursement - 12/1 - 2/28	04/24/2025	50.85
15720	Myeshia Abdul Hakeem	ISP Reimbursement - 12/1 - 2/28	04/24/2025	50.85
15721	Mylene Dolatre	ISP Reimbursement - 12/1 - 2/28	04/24/2025	50.85
15722	Myllinda Baez-moyet	ISP Reimbursement - 12/1 - 2/28	04/24/2025	50.85
15723	MYNER MANGASEP	ISP Reimbursement - 12/1 - 2/28	04/24/2025	50.85
15724	Myra Zafra	ISP Reimbursement - 12/1 - 2/28	04/24/2025	50.85
15725	Nacess Coffey	ISP Reimbursement - 12/1 - 2/28	04/24/2025	50.85
15726	Nader Nassar	ISP Reimbursement - 12/1 - 2/28	04/24/2025	33.90
15727	Nadia Chapman	ISP Reimbursement - 12/1 - 2/28	04/24/2025	50.85
15728	Nadine Gomez	ISP Reimbursement - 12/1 - 2/28	04/24/2025	50.85
15729	Naghris Zamora	ISP Reimbursement - 12/1 - 2/28	04/24/2025	50.85
15730	Najeeba Mujahheedah Abdullahi	ISP Reimbursement - 12/1 - 2/28	04/24/2025	50.85
15731	Najib Alemi	ISP Reimbursement - 12/1 - 2/28	04/24/2025	50.85
15732	Nakia Hunter	ISP Reimbursement - 12/1 - 2/28	04/24/2025	50.85
15733	Namah Esa	ISP Reimbursement - 12/1 - 2/28	04/24/2025	50.85
15734	Nancy Cosio	ISP Reimbursement - 12/1 - 2/28	04/24/2025	50.85
15735	Nancy Enriquez	ISP Reimbursement - 12/1 - 2/28	04/24/2025	50.85
15736	Nancy Mendoza	ISP Reimbursement - 12/1 - 2/28	04/24/2025	50.85
15737	Nancy Shannon	ISP Reimbursement - 12/1 - 2/28	04/24/2025	50.85
15738	Nancy Williams	ISP Reimbursement - 12/1 - 2/28	04/24/2025	50.85
15739	Naomi Campbell	ISP Reimbursement - 12/1 - 2/28	04/24/2025	50.85
15740	Naomi Galati	ISP Reimbursement - 12/1 - 2/28	04/24/2025	33.90
15741	Naomi Hom-Worrel	ISP Reimbursement - 12/1 - 2/28	04/24/2025	50.85
15742	Naomi Knox	ISP Reimbursement - 12/1 - 2/28	04/24/2025	50.85
15743	Naomi Saldana	ISP Reimbursement - 12/1 - 2/28	04/24/2025	50.85
15744	Naomi Talamantez	ISP Reimbursement - 12/1 - 2/28	04/24/2025	50.85
15745	Narine Akopyan	ISP Reimbursement - 12/1 - 2/28	04/24/2025	50.85
15746	NASER Ghuneim	ISP Reimbursement - 12/1 - 2/28	04/24/2025	50.85
15747	NATALIA Acosta	ISP Reimbursement - 12/1 - 2/28	04/24/2025	50.85
15748	Natalia Dangeló	ISP Reimbursement - 12/1 - 2/28	04/24/2025	50.85
15749	NATALIA GAMALYAN	ISP Reimbursement - 12/1 - 2/28	04/24/2025	50.85
15750	Natalie Ferro	ISP Reimbursement - 12/1 - 2/28	04/24/2025	50.85
15751	Natalie Persel	ISP Reimbursement - 12/1 - 2/28	04/24/2025	50.85

Southern California

Check Register

For the period ended April 30, 2025

Check Number	Vendor Name	Transaction Description	Check Date	Check Amount
15752	Natalie Romero	ISP Reimbursement - 12/1 - 2/28	04/24/2025	50.85
15753	Natalie Smith	ISP Reimbursement - 12/1 - 2/28	04/24/2025	50.85
15754	Nataly Romo	ISP Reimbursement - 12/1 - 2/28	04/24/2025	50.85
15755	Natasha Campanella	ISP Reimbursement - 12/1 - 2/28	04/24/2025	50.85
15756	NATASHA HUGHEY	ISP Reimbursement - 12/1 - 2/28	04/24/2025	50.85
15757	Natasha Rioux	ISP Reimbursement - 12/1 - 2/28	04/24/2025	50.85
15758	Natasha Ryan	ISP Reimbursement - 12/1 - 2/28	04/24/2025	33.90
15759	Nathalia Pena	ISP Reimbursement - 12/1 - 2/28	04/24/2025	50.85
15760	Nathalie Acosta	ISP Reimbursement - 12/1 - 2/28	04/24/2025	50.85
15761	Nathalie Quinones	ISP Reimbursement - 12/1 - 2/28	04/24/2025	50.85
15762	Nathan Kochly	ISP Reimbursement - 12/1 - 2/28	04/24/2025	50.85
15763	Nathaniel Mittower	ISP Reimbursement - 12/1 - 2/28	04/24/2025	50.85
15764	Natkosha Turner	ISP Reimbursement - 12/1 - 2/28	04/24/2025	33.90
15765	Naveda Harris	ISP Reimbursement - 12/1 - 2/28	04/24/2025	50.85
15766	Negar Mohades	ISP Reimbursement - 12/1 - 2/28	04/24/2025	33.90
15767	Neilani Salazar	ISP Reimbursement - 12/1 - 2/28	04/24/2025	50.85
15768	Neko Danstzler	ISP Reimbursement - 12/1 - 2/28	04/24/2025	50.85
15769	Nelly Aispuro	ISP Reimbursement - 12/1 - 2/28	04/24/2025	50.85
15770	Nena Binyon Mohammed	ISP Reimbursement - 12/1 - 2/28	04/24/2025	50.85
15771	Neptali Gonzales	ISP Reimbursement - 12/1 - 2/28	04/24/2025	50.85
15772	Nerissa Sutton	ISP Reimbursement - 12/1 - 2/28	04/24/2025	50.85
15773	Nichol Rodriguez	ISP Reimbursement - 12/1 - 2/28	04/24/2025	50.85
15774	Nicholas Agliano	ISP Reimbursement - 12/1 - 2/28	04/24/2025	50.85
15775	Nicholas LaBeau	ISP Reimbursement - 12/1 - 2/28	04/24/2025	50.85
15776	Nicholas Malievsky	ISP Reimbursement - 12/1 - 2/28	04/24/2025	50.85
15777	Nichole Alderete	ISP Reimbursement - 12/1 - 2/28	04/24/2025	50.85
15778	Nichole Castaneda	ISP Reimbursement - 12/1 - 2/28	04/24/2025	50.85
15779	Nichole Elizalde	ISP Reimbursement - 12/1 - 2/28	04/24/2025	50.85
15780	Nichole Pina	ISP Reimbursement - 12/1 - 2/28	04/24/2025	50.85
15781	Nicola Dietz	ISP Reimbursement - 12/1 - 2/28	04/24/2025	50.85
15782	Nicolaus Campbell	ISP Reimbursement - 12/1 - 2/28	04/24/2025	50.85
15783	Nicole Baker	ISP Reimbursement - 12/1 - 2/28	04/24/2025	50.85
15784	Nicole Campos	ISP Reimbursement - 12/1 - 2/28	04/24/2025	50.85
15785	Nicole Chiarini	ISP Reimbursement - 12/1 - 2/28	04/24/2025	33.90
15786	Nicole Cowart	ISP Reimbursement - 12/1 - 2/28	04/24/2025	50.85
15787	Nicole Cruz	ISP Reimbursement - 12/1 - 2/28	04/24/2025	50.85
15788	Nicole Dominguez	ISP Reimbursement - 12/1 - 2/28	04/24/2025	50.85
15789	Nicole Fontenot Contrascere	ISP Reimbursement - 12/1 - 2/28	04/24/2025	50.85
15790	Nicole Garbutt	ISP Reimbursement - 12/1 - 2/28	04/24/2025	50.85
15791	Nicole Geiser	ISP Reimbursement - 12/1 - 2/28	04/24/2025	50.85
15792	Nicole Kerns	ISP Reimbursement - 12/1 - 2/28	04/24/2025	50.85
15793	Nicole Pineda	ISP Reimbursement - 12/1 - 2/28	04/24/2025	50.85
15794	Nicole Sims	ISP Reimbursement - 12/1 - 2/28	04/24/2025	50.85
15795	Nicole Sparks	ISP Reimbursement - 12/1 - 2/28	04/24/2025	50.85
15796	Nicole Spildener	ISP Reimbursement - 12/1 - 2/28	04/24/2025	50.85
15797	Nicole Stacy	ISP Reimbursement - 12/1 - 2/28	04/24/2025	50.85
15798	Nicole Trout-Lacy	ISP Reimbursement - 12/1 - 2/28	04/24/2025	50.85
15799	Nicole Walker-Vaughn	ISP Reimbursement - 12/1 - 2/28	04/24/2025	50.85
15800	Nicolette Basemore	ISP Reimbursement - 12/1 - 2/28	04/24/2025	50.85
15801	Nicolette Rushing	ISP Reimbursement - 12/1 - 2/28	04/24/2025	50.85
15802	Nicolle Mitchell	ISP Reimbursement - 12/1 - 2/28	04/24/2025	50.85
15803	Nidia Campos	ISP Reimbursement - 12/1 - 2/28	04/24/2025	50.85
15804	Nidia Rayo	ISP Reimbursement - 12/1 - 2/28	04/24/2025	50.85
15805	Nidie May Mamaril	ISP Reimbursement - 12/1 - 2/28	04/24/2025	50.85
15806	Nieasha Yates	ISP Reimbursement - 12/1 - 2/28	04/24/2025	50.85
15807	Nigel Edwards	ISP Reimbursement - 12/1 - 2/28	04/24/2025	50.85
15808	Nikima Armstrong	ISP Reimbursement - 12/1 - 2/28	04/24/2025	50.85
15809	Nina McKenny	ISP Reimbursement - 12/1 - 2/28	04/24/2025	50.85
15810	Nina Medrano	ISP Reimbursement - 12/1 - 2/28	04/24/2025	50.85
15811	Nineka Smith	ISP Reimbursement - 12/1 - 2/28	04/24/2025	33.90
15812	Niree Weatherly	ISP Reimbursement - 12/1 - 2/28	04/24/2025	50.85
15813	Nissa Shipp	ISP Reimbursement - 12/1 - 2/28	04/24/2025	50.85
15814	Nodirbek Khidirov	ISP Reimbursement - 12/1 - 2/28	04/24/2025	50.85
15815	Noha Obaid	ISP Reimbursement - 12/1 - 2/28	04/24/2025	50.85
15816	Nohemi Perez	ISP Reimbursement - 12/1 - 2/28	04/24/2025	50.85
15817	Nora Aldana	ISP Reimbursement - 12/1 - 2/28	04/24/2025	50.85
15818	Noreen Canlapan	ISP Reimbursement - 12/1 - 2/28	04/24/2025	50.85
15819	Norma Castellanos Perez	ISP Reimbursement - 12/1 - 2/28	04/24/2025	50.85
15820	Norma Cortez-Ruiz	ISP Reimbursement - 12/1 - 2/28	04/24/2025	50.85
15821	Norma Guillen	ISP Reimbursement - 12/1 - 2/28	04/24/2025	50.85

Southern California

Check Register

For the period ended April 30, 2025

Check Number	Vendor Name	Transaction Description	Check Date	Check Amount
15822	Norma Navarrete	ISP Reimbursement - 12/1 - 2/28	04/24/2025	50.85
15823	NWEA	School Supplies	04/24/2025	2,508.50
15824	Odis Johnson	ISP Reimbursement - 12/1 - 2/28	04/24/2025	50.85
15825	Ofelia Zamora	ISP Reimbursement - 12/1 - 2/28	04/24/2025	50.85
15826	Ojani Ochoa Chavez	ISP Reimbursement - 12/1 - 2/28	04/24/2025	50.85
15827	Oksana Tykha	ISP Reimbursement - 12/1 - 2/28	04/24/2025	50.85
15828	Olena Muzyra	ISP Reimbursement - 12/1 - 2/28	04/24/2025	50.85
15829	Olga Derbeneva	ISP Reimbursement - 12/1 - 2/28	04/24/2025	50.85
15830	Olga Lidia Navarro	ISP Reimbursement - 12/1 - 2/28	04/24/2025	50.85
15831	Olha Sokolska	ISP Reimbursement - 12/1 - 2/28	04/24/2025	50.85
15832	Olivia Oliver	ISP Reimbursement - 12/1 - 2/28	04/24/2025	50.85
15833	Olujimi Greenwood	ISP Reimbursement - 12/1 - 2/28	04/24/2025	50.85
15834	Omar Chavez	ISP Reimbursement - 12/1 - 2/28	04/24/2025	50.85
15835	Omar Morales	ISP Reimbursement - 12/1 - 2/28	04/24/2025	50.85
15836	Omid Rabbani	ISP Reimbursement - 12/1 - 2/28	04/24/2025	50.85
15837	Orlana Mejia	ISP Reimbursement - 12/1 - 2/28	04/24/2025	50.85
15838	Oscar Sandoval	ISP Reimbursement - 12/1 - 2/28	04/24/2025	50.85
15839	Otmario Alvarenga	ISP Reimbursement - 12/1 - 2/28	04/24/2025	50.85
15840	Oue Nabor	ISP Reimbursement - 12/1 - 2/28	04/24/2025	33.90
15841	Paige Laws	ISP Reimbursement - 12/1 - 2/28	04/24/2025	50.85
15842	Pam Chavez	ISP Reimbursement - 12/1 - 2/28	04/24/2025	50.85
15843	Pam Ripley	ISP Reimbursement - 12/1 - 2/28	04/24/2025	50.85
15844	Pamela Krol	ISP Reimbursement - 12/1 - 2/28	04/24/2025	16.95
15845	Pamela Sullivan	ISP Reimbursement - 12/1 - 2/28	04/24/2025	50.85
15846	Pamela Ty	ISP Reimbursement - 12/1 - 2/28	04/24/2025	50.85
15847	Pantoula Botini	ISP Reimbursement - 12/1 - 2/28	04/24/2025	50.85
15848	Paola Ruiz	ISP Reimbursement - 12/1 - 2/28	04/24/2025	50.85
15849	Parker Thompson	ISP Reimbursement - 12/1 - 2/28	04/24/2025	50.85
15850	Parnaz Mehdizadeh	ISP Reimbursement - 12/1 - 2/28	04/24/2025	50.85
15851	Patrica Wilson	ISP Reimbursement - 12/1 - 2/28	04/24/2025	50.85
15852	Patrice Monteiro	ISP Reimbursement - 12/1 - 2/28	04/24/2025	50.85
15853	Patricia Davis	ISP Reimbursement - 12/1 - 2/28	04/24/2025	50.85
15854	Patricia Del Rio-Lopez	ISP Reimbursement - 12/1 - 2/28	04/24/2025	33.90
15855	Patricia Fields	ISP Reimbursement - 12/1 - 2/28	04/24/2025	33.90
15856	Patricia Garcia	ISP Reimbursement - 12/1 - 2/28	04/24/2025	50.85
15857	Patricia Monroe	ISP Reimbursement - 12/1 - 2/28	04/24/2025	50.85
15858	Patricia Montano	ISP Reimbursement - 12/1 - 2/28	04/24/2025	50.85
15859	Patricia Perez	ISP Reimbursement - 12/1 - 2/28	04/24/2025	50.85
15860	Patricia Sanchez	ISP Reimbursement - 12/1 - 2/28	04/24/2025	50.85
15861	Patricia Sandoval	ISP Reimbursement - 12/1 - 2/28	04/24/2025	50.85
15862	Patricia Saravia	ISP Reimbursement - 12/1 - 2/28	04/24/2025	50.85
15863	Patricia Shimkas	ISP Reimbursement - 12/1 - 2/28	04/24/2025	50.85
15864	Patricia Vasquez	ISP Reimbursement - 12/1 - 2/28	04/24/2025	33.90
15865	Patrick Bowler	ISP Reimbursement - 12/1 - 2/28	04/24/2025	50.85
15866	Patrick Griffin	ISP Reimbursement - 12/1 - 2/28	04/24/2025	50.85
15867	Patrick Hughes	ISP Reimbursement - 12/1 - 2/28	04/24/2025	50.85
15868	Patrick Knight	ISP Reimbursement - 12/1 - 2/28	04/24/2025	50.85
15869	Patty Weisberg	ISP Reimbursement - 12/1 - 2/28	04/24/2025	16.95
15870	Paul Bates	ISP Reimbursement - 12/1 - 2/28	04/24/2025	50.85
15871	Paul Calabrese	ISP Reimbursement - 12/1 - 2/28	04/24/2025	50.85
15872	Paul Tobias	ISP Reimbursement - 12/1 - 2/28	04/24/2025	50.85
15873	Paula Caracoza	ISP Reimbursement - 12/1 - 2/28	04/24/2025	50.85
15874	Paula Cavagnaro	ISP Reimbursement - 12/1 - 2/28	04/24/2025	50.85
15875	Paula Ferguson	ISP Reimbursement - 12/1 - 2/28	04/24/2025	50.85
15876	Paula L. Hernandez	ISP Reimbursement - 12/1 - 2/28	04/24/2025	50.85
15877	Pauline Biron	ISP Reimbursement - 12/1 - 2/28	04/24/2025	50.85
15878	PC Connection Sales Corp	School Supplies	04/24/2025	88.50
15879	Pearl Bray Chavez	ISP Reimbursement - 12/1 - 2/28	04/24/2025	50.85
15880	Peggy Saguchi	ISP Reimbursement - 12/1 - 2/28	04/24/2025	50.85
15881	Peilun Tsai	ISP Reimbursement - 12/1 - 2/28	04/24/2025	50.85
15882	Perla Cruz	ISP Reimbursement - 12/1 - 2/28	04/24/2025	50.85
15883	Perla Halbert	ISP Reimbursement - 12/1 - 2/28	04/24/2025	50.85
15884	Perlita Alvarez	ISP Reimbursement - 12/1 - 2/28	04/24/2025	50.85
15885	Perpetua Caban-Hang	ISP Reimbursement - 12/1 - 2/28	04/24/2025	50.85
15886	Perséphone Wilson	ISP Reimbursement - 12/1 - 2/28	04/24/2025	50.85
15887	Pete Suárez-Sellers	ISP Reimbursement - 12/1 - 2/28	04/24/2025	50.85
15888	Peter Trujillo	ISP Reimbursement - 12/1 - 2/28	04/24/2025	50.85
15889	Petra Komposch	ISP Reimbursement - 12/1 - 2/28	04/24/2025	50.85
15890	Phaedra Sturdivant	ISP Reimbursement - 12/1 - 2/28	04/24/2025	50.85
15891	Phillip Lucas	ISP Reimbursement - 12/1 - 2/28	04/24/2025	50.85

Southern California

Check Register

For the period ended April 30, 2025

Check Number	Vendor Name	Transaction Description	Check Date	Check Amount
15892	Phillip Shirley	ISP Reimbursement - 12/1 - 2/28	04/24/2025	50.85
15893	Phillippa Cain	ISP Reimbursement - 12/1 - 2/28	04/24/2025	50.85
15894	PHMG	Marketing Svcs - 04/15/25 - 05/14-25	04/24/2025	1,462.70
15895	Phoebe White-Scharp	ISP Reimbursement - 12/1 - 2/28	04/24/2025	50.85
15896	Photo Booth Social	Prom 2025 Photo Booth	04/24/2025	795.00
15897	Phyllis Nelson	ISP Reimbursement - 12/1 - 2/28	04/24/2025	50.85
15898	Pi Cheng	ISP Reimbursement - 12/1 - 2/28	04/24/2025	50.85
15899	PJ Belmont	ISP Reimbursement - 12/1 - 2/28	04/24/2025	50.85
15900	Poon Hung Yen	ISP Reimbursement - 12/1 - 2/28	04/24/2025	50.85
15901	Porscha Patel	ISP Reimbursement - 12/1 - 2/28	04/24/2025	50.85
15902	Porshay Beckett	ISP Reimbursement - 12/1 - 2/28	04/24/2025	50.85
15903	Pranav Tummala	ISP Reimbursement - 12/1 - 2/28	04/24/2025	50.85
15904	Princeton Chambers	ISP Reimbursement - 12/1 - 2/28	04/24/2025	50.85
15905	Priscila Ortiz	ISP Reimbursement - 12/1 - 2/28	04/24/2025	50.85
15906	Priscilla Hidalgo	ISP Reimbursement - 12/1 - 2/28	04/24/2025	50.85
15907	Qianna Gonzales	ISP Reimbursement - 12/1 - 2/28	04/24/2025	50.85
15908	Qumario Jones	ISP Reimbursement - 12/1 - 2/28	04/24/2025	50.85
15909	Rabaa Saoud	ISP Reimbursement - 12/1 - 2/28	04/24/2025	50.85
15910	Rachael Smith	ISP Reimbursement - 12/1 - 2/28	04/24/2025	50.85
15911	Rachael Virgen	ISP Reimbursement - 12/1 - 2/28	04/24/2025	50.85
15912	Rachel Adams	ISP Reimbursement - 12/1 - 2/28	04/24/2025	50.85
15913	Rachel Druker	ISP Reimbursement - 12/1 - 2/28	04/24/2025	50.85
15914	Rachel Hernandez	ISP Reimbursement - 12/1 - 2/28	04/24/2025	50.85
15915	Rachel Lopez	ISP Reimbursement - 12/1 - 2/28	04/24/2025	50.85
15916	Rachel Villegas	ISP Reimbursement - 12/1 - 2/28	04/24/2025	50.85
15917	Rachelle Gianelli	ISP Reimbursement - 12/1 - 2/28	04/24/2025	50.85
15918	Rachelle Smittcamp	ISP Reimbursement - 12/1 - 2/28	04/24/2025	50.85
15919	Rae Pitts	ISP Reimbursement - 12/1 - 2/28	04/24/2025	50.85
15920	Raeline Morgan	ISP Reimbursement - 12/1 - 2/28	04/24/2025	50.85
15921	Rafael Molo	ISP Reimbursement - 12/1 - 2/28	04/24/2025	50.85
15922	Rafael Moreno	ISP Reimbursement - 12/1 - 2/28	04/24/2025	33.90
15923	Rakeia Chambers	ISP Reimbursement - 12/1 - 2/28	04/24/2025	50.85
15924	Ralph Wong	ISP Reimbursement - 12/1 - 2/28	04/24/2025	50.85
15925	Ramanpreet Kaur	ISP Reimbursement - 12/1 - 2/28	04/24/2025	50.85
15926	Ramis Nurgaliev	ISP Reimbursement - 12/1 - 2/28	04/24/2025	50.85
15927	Ramon Rossman	ISP Reimbursement - 12/1 - 2/28	04/24/2025	50.85
15928	Ramona Diaz	ISP Reimbursement - 12/1 - 2/28	04/24/2025	50.85
15929	Ramona Gallardo	ISP Reimbursement - 12/1 - 2/28	04/24/2025	50.85
15930	Ramona Garcia	ISP Reimbursement - 12/1 - 2/28	04/24/2025	50.85
15931	Randall S Lee Jr	ISP Reimbursement - 12/1 - 2/28	04/24/2025	50.85
15932	Randi Avila-Morrison	ISP Reimbursement - 12/1 - 2/28	04/24/2025	50.85
15933	RANDY MADRIGAL PORRAS	ISP Reimbursement - 12/1 - 2/28	04/24/2025	50.85
15934	Raphelle Gabriel	ISP Reimbursement - 12/1 - 2/28	04/24/2025	50.85
15935	Raquel Desamilo	ISP Reimbursement - 12/1 - 2/28	04/24/2025	50.85
15936	Rasheed Yusuf	ISP Reimbursement - 12/1 - 2/28	04/24/2025	50.85
15937	Rasheena Fairly	ISP Reimbursement - 12/1 - 2/28	04/24/2025	50.85
15938	Raul Martinez	ISP Reimbursement - 12/1 - 2/28	04/24/2025	50.85
15939	Raul Salazar	ISP Reimbursement - 12/1 - 2/28	04/24/2025	50.85
15940	Raul Silva Rojas	ISP Reimbursement - 12/1 - 2/28	04/24/2025	50.85
15941	Raven Espinoza	ISP Reimbursement - 12/1 - 2/28	04/24/2025	50.85
15942	Raven Lee	ISP Reimbursement - 12/1 - 2/28	04/24/2025	50.85
15943	Rawand radhe	ISP Reimbursement - 12/1 - 2/28	04/24/2025	16.95
15944	Ray Bautista	ISP Reimbursement - 12/1 - 2/28	04/24/2025	50.85
15945	Raychel Lydon	ISP Reimbursement - 12/1 - 2/28	04/24/2025	33.90
15946	Rebeca Estrada	ISP Reimbursement - 12/1 - 2/28	04/24/2025	50.85
15947	Rebecca Archer	ISP Reimbursement - 12/1 - 2/28	04/24/2025	50.85
15948	Rebecca Cummings	ISP Reimbursement - 12/1 - 2/28	04/24/2025	33.90
15949	Rebecca Frazier	ISP Reimbursement - 12/1 - 2/28	04/24/2025	50.85
15950	Rebecca Garcia	ISP Reimbursement - 12/1 - 2/28	04/24/2025	16.95
15951	Rebecca Hinojosa	ISP Reimbursement - 12/1 - 2/28	04/24/2025	50.85
15952	Rebecca Hobbs	ISP Reimbursement - 12/1 - 2/28	04/24/2025	50.85
15953	Rebecca Moreno	ISP Reimbursement - 12/1 - 2/28	04/24/2025	50.85
15954	Rebecca Payan	ISP Reimbursement - 12/1 - 2/28	04/24/2025	33.90
15955	Rebecca Peterson	ISP Reimbursement - 12/1 - 2/28	04/24/2025	50.85
15956	Reca Kaufman Olivares	ISP Reimbursement - 12/1 - 2/28	04/24/2025	50.85
15957	Reepol Reepolrujee	ISP Reimbursement - 12/1 - 2/28	04/24/2025	50.85
15958	Regina Dominguez	ISP Reimbursement - 12/1 - 2/28	04/24/2025	50.85
15959	Regina Rafikova	ISP Reimbursement - 12/1 - 2/28	04/24/2025	50.85
15960	Regina Rojas	ISP Reimbursement - 12/1 - 2/28	04/24/2025	50.85
15961	Reina Angelene	ISP Reimbursement - 12/1 - 2/28	04/24/2025	16.95

Southern California

Check Register

For the period ended April 30, 2025

Check Number	Vendor Name	Transaction Description	Check Date	Check Amount
15962	Reina Garcia	ISP Reimbursement - 12/1 - 2/28	04/24/2025	33.90
15963	Remi Hamilton	ISP Reimbursement - 12/1 - 2/28	04/24/2025	50.85
15964	Rena Perez	ISP Reimbursement - 12/1 - 2/28	04/24/2025	50.85
15965	Renee Ash	ISP Reimbursement - 12/1 - 2/28	04/24/2025	50.85
15966	Renee Dwyer	ISP Reimbursement - 12/1 - 2/28	04/24/2025	50.85
15967	Renee Rodriguez	ISP Reimbursement - 12/1 - 2/28	04/24/2025	50.85
15968	Renee Stidham	ISP Reimbursement - 12/1 - 2/28	04/24/2025	50.85
15969	Retsel Alvarez	ISP Reimbursement - 12/1 - 2/28	04/24/2025	50.85
15970	Reuben Tienda	ISP Reimbursement - 12/1 - 2/28	04/24/2025	50.85
15971	Rey Robles	ISP Reimbursement - 12/1 - 2/28	04/24/2025	50.85
15972	Rhianon Lopatin	ISP Reimbursement - 12/1 - 2/28	04/24/2025	50.85
15973	Rhoda Lin	ISP Reimbursement - 12/1 - 2/28	04/24/2025	50.85
15974	Rhonda Chai	ISP Reimbursement - 12/1 - 2/28	04/24/2025	33.90
15975	Ricardo Hernandez	ISP Reimbursement - 12/1 - 2/28	04/24/2025	50.85
15976	Ricardo Padilla	ISP Reimbursement - 12/1 - 2/28	04/24/2025	50.85
15977	Ricardo Salazar	ISP Reimbursement - 12/1 - 2/28	04/24/2025	50.85
15978	Richard Donaldson	ISP Reimbursement - 12/1 - 2/28	04/24/2025	50.85
15979	Richard Navarro	ISP Reimbursement - 12/1 - 2/28	04/24/2025	50.85
15980	Richard Park	ISP Reimbursement - 12/1 - 2/28	04/24/2025	50.85
15981	Richelle Domingo	ISP Reimbursement - 12/1 - 2/28	04/24/2025	50.85
15982	Richelle Paulino	ISP Reimbursement - 12/1 - 2/28	04/24/2025	50.85
15983	Ricky Chang	ISP Reimbursement - 12/1 - 2/28	04/24/2025	50.85
15984	Rienna Smith	ISP Reimbursement - 12/1 - 2/28	04/24/2025	50.85
15985	Rikki McGoldrick	ISP Reimbursement - 12/1 - 2/28	04/24/2025	50.85
15986	Rita Padilla	ISP Reimbursement - 12/1 - 2/28	04/24/2025	50.85
15987	Ritchie Rubio	ISP Reimbursement - 12/1 - 2/28	04/24/2025	50.85
15988	Riva Pollard	ISP Reimbursement - 12/1 - 2/28	04/24/2025	50.85
15989	Roashona Daniel	ISP Reimbursement - 12/1 - 2/28	04/24/2025	50.85
15990	Rob Geib	ISP Reimbursement - 12/1 - 2/28	04/24/2025	50.85
15991	Rob Hopkins	ISP Reimbursement - 12/1 - 2/28	04/24/2025	50.85
15992	Robert Cayou	ISP Reimbursement - 12/1 - 2/28	04/24/2025	50.85
15993	Robert Delcampo	ISP Reimbursement - 12/1 - 2/28	04/24/2025	50.85
15994	Robert Freshwater	ISP Reimbursement - 12/1 - 2/28	04/24/2025	50.85
15995	Robert Ochoa	ISP Reimbursement - 12/1 - 2/28	04/24/2025	50.85
15996	Robert Parks	ISP Reimbursement - 12/1 - 2/28	04/24/2025	50.85
15997	Robert Whittingham	ISP Reimbursement - 12/1 - 2/28	04/24/2025	50.85
15998	Roberta Basquez	ISP Reimbursement - 12/1 - 2/28	04/24/2025	50.85
15999	Roberta Jordan	ISP Reimbursement - 12/1 - 2/28	04/24/2025	50.85
16000	Roberto Hernandez	ISP Reimbursement - 12/1 - 2/28	04/24/2025	50.85
16001	Roberto Mata	ISP Reimbursement - 12/1 - 2/28	04/24/2025	50.85
16002	Robin Latham	ISP Reimbursement - 12/1 - 2/28	04/24/2025	50.85
16003	Robin Reyes	ISP Reimbursement - 12/1 - 2/28	04/24/2025	50.85
16004	Robina Arroyo Garcia	ISP Reimbursement - 12/1 - 2/28	04/24/2025	50.85
16005	Robyn Cabrera	ISP Reimbursement - 12/1 - 2/28	04/24/2025	50.85
16006	Robyn Poirier	ISP Reimbursement - 12/1 - 2/28	04/24/2025	50.85
16007	Rochedia Morris	ISP Reimbursement - 12/1 - 2/28	04/24/2025	50.85
16008	Rochelle Celevante	ISP Reimbursement - 12/1 - 2/28	04/24/2025	50.85
16009	Rochelle Howard	ISP Reimbursement - 12/1 - 2/28	04/24/2025	50.85
16010	Rochelle Wallace	ISP Reimbursement - 12/1 - 2/28	04/24/2025	50.85
16011	Rocio Henriquez	ISP Reimbursement - 12/1 - 2/28	04/24/2025	50.85
16012	Rocio Quintana Sanchez	ISP Reimbursement - 12/1 - 2/28	04/24/2025	50.85
16013	Rocsann Fraijo	ISP Reimbursement - 12/1 - 2/28	04/24/2025	50.85
16014	Rodney Knox	ISP Reimbursement - 12/1 - 2/28	04/24/2025	50.85
16015	Rodnina Hallgren	ISP Reimbursement - 12/1 - 2/28	04/24/2025	50.85
16016	Rodrigo Hernandez Romero	ISP Reimbursement - 12/1 - 2/28	04/24/2025	50.85
16017	Rodrigo Olguin	ISP Reimbursement - 12/1 - 2/28	04/24/2025	50.85
16018	Rodrigo Ruvalcaba	ISP Reimbursement - 12/1 - 2/28	04/24/2025	50.85
16019	Rodrigo Zavala	ISP Reimbursement - 12/1 - 2/28	04/24/2025	50.85
16020	Rodriguez Rizo	ISP Reimbursement - 12/1 - 2/28	04/24/2025	50.85
16021	Roger Frijas	ISP Reimbursement - 12/1 - 2/28	04/24/2025	50.85
16022	Rogielyn Vallejo	ISP Reimbursement - 12/1 - 2/28	04/24/2025	50.85
16023	Roland Chi	ISP Reimbursement - 12/1 - 2/28	04/24/2025	50.85
16024	Roliena Fernandes	ISP Reimbursement - 12/1 - 2/28	04/24/2025	50.85
16025	Romey Gutierrez	ISP Reimbursement - 12/1 - 2/28	04/24/2025	50.85
16026	Ron Maldonado	ISP Reimbursement - 12/1 - 2/28	04/24/2025	50.85
16027	Ronald Mar	ISP Reimbursement - 12/1 - 2/28	04/24/2025	50.85
16028	Ronald Reed	ISP Reimbursement - 12/1 - 2/28	04/24/2025	50.85
16029	Ronda DeGonia	ISP Reimbursement - 12/1 - 2/28	04/24/2025	50.85
16030	Ronda Rios	ISP Reimbursement - 12/1 - 2/28	04/24/2025	50.85
16031	Roneisha Raynaldo	ISP Reimbursement - 12/1 - 2/28	04/24/2025	50.85

Southern California

Check Register

For the period ended April 30, 2025

Check Number	Vendor Name	Transaction Description	Check Date	Check Amount
16032	Rosa Astts	ISP Reimbursement - 12/1 - 2/28	04/24/2025	50.85
16033	Rosa Baltazar	ISP Reimbursement - 12/1 - 2/28	04/24/2025	50.85
16034	Rosa Black	ISP Reimbursement - 12/1 - 2/28	04/24/2025	50.85
16035	Rosa Cid	ISP Reimbursement - 12/1 - 2/28	04/24/2025	50.85
16036	Rosa Enciso	ISP Reimbursement - 12/1 - 2/28	04/24/2025	16.95
16037	Rosa Gutierrez	ISP Reimbursement - 12/1 - 2/28	04/24/2025	50.85
16038	Rosa Guzman	ISP Reimbursement - 12/1 - 2/28	04/24/2025	33.90
16039	Rosa M. Gonzalez De Cervantes	ISP Reimbursement - 12/1 - 2/28	04/24/2025	50.85
16040	Rosa Rocha	ISP Reimbursement - 12/1 - 2/28	04/24/2025	33.90
16041	Rosa Torres	ISP Reimbursement - 12/1 - 2/28	04/24/2025	50.85
16042	Rosalva Carranza	ISP Reimbursement - 12/1 - 2/28	04/24/2025	50.85
16043	Rosario Fernandez	ISP Reimbursement - 12/1 - 2/28	04/24/2025	50.85
16044	Rosario Mendez	ISP Reimbursement - 12/1 - 2/28	04/24/2025	50.85
16045	Rosario Moreno	ISP Reimbursement - 12/1 - 2/28	04/24/2025	33.90
16046	Rosaura Perez	ISP Reimbursement - 12/1 - 2/28	04/24/2025	50.85
16047	Roseana Quezada	ISP Reimbursement - 12/1 - 2/28	04/24/2025	33.90
16048	Roseann Jasso	ISP Reimbursement - 12/1 - 2/28	04/24/2025	50.85
16049	Rosemarie Pharr	ISP Reimbursement - 12/1 - 2/28	04/24/2025	50.85
16050	Rosemarie Thomas	ISP Reimbursement - 12/1 - 2/28	04/24/2025	50.85
16051	Rosemarry Venegas	ISP Reimbursement - 12/1 - 2/28	04/24/2025	50.85
16052	Rosemary Gonzales	ISP Reimbursement - 12/1 - 2/28	04/24/2025	50.85
16053	Rosendo Montalvo	ISP Reimbursement - 12/1 - 2/28	04/24/2025	50.85
16054	Rosie Betancourt	ISP Reimbursement - 12/1 - 2/28	04/24/2025	33.90
16055	Rosie Ramirez-Andrade	ISP Reimbursement - 12/1 - 2/28	04/24/2025	50.85
16056	Rosie Welsh	ISP Reimbursement - 12/1 - 2/28	04/24/2025	50.85
16057	Rosita Valentine	ISP Reimbursement - 12/1 - 2/28	04/24/2025	50.85
16058	Roslyn Crowder-Arnold	ISP Reimbursement - 12/1 - 2/28	04/24/2025	50.85
16059	Rosselle Sobrepena	ISP Reimbursement - 12/1 - 2/28	04/24/2025	50.85
16060	Rossetta Mayorga	ISP Reimbursement - 12/1 - 2/28	04/24/2025	50.85
16061	Rossy Menendez	ISP Reimbursement - 12/1 - 2/28	04/24/2025	50.85
16062	Rosy Casillas	ISP Reimbursement - 12/1 - 2/28	04/24/2025	16.95
16063	Rovelyn Rivera	ISP Reimbursement - 12/1 - 2/28	04/24/2025	50.85
16064	Roxana Avictia	ISP Reimbursement - 12/1 - 2/28	04/24/2025	50.85
16065	Roxann Roque	ISP Reimbursement - 12/1 - 2/28	04/24/2025	50.85
16066	Roxanna Ivette Gutierrez -Torres	ISP Reimbursement - 12/1 - 2/28	04/24/2025	33.90
16067	Roxanne Farmer	ISP Reimbursement - 12/1 - 2/28	04/24/2025	50.85
16068	Roxanne Kauhaahaa-Linstrom	ISP Reimbursement - 12/1 - 2/28	04/24/2025	50.85
16069	Roxanne Tornabene	ISP Reimbursement - 12/1 - 2/28	04/24/2025	50.85
16070	Roy Jenson	ISP Reimbursement - 12/1 - 2/28	04/24/2025	50.85
16071	Roy Palacios	ISP Reimbursement - 12/1 - 2/28	04/24/2025	50.85
16072	Roy Wiseman	ISP Reimbursement - 12/1 - 2/28	04/24/2025	50.85
16073	Rubab Anees	ISP Reimbursement - 12/1 - 2/28	04/24/2025	50.85
16074	RUBICELA PRIETO	ISP Reimbursement - 12/1 - 2/28	04/24/2025	50.85
16075	Ruby Dove	ISP Reimbursement - 12/1 - 2/28	04/24/2025	50.85
16076	Ruby Fierro	ISP Reimbursement - 12/1 - 2/28	04/24/2025	50.85
16077	Ruby Jeffrie	ISP Reimbursement - 12/1 - 2/28	04/24/2025	50.85
16078	Ruby Mayfield	ISP Reimbursement - 12/1 - 2/28	04/24/2025	33.90
16079	Ruby Ramirez	ISP Reimbursement - 12/1 - 2/28	04/24/2025	50.85
16080	Ruby Robles	ISP Reimbursement - 12/1 - 2/28	04/24/2025	50.85
16081	Ruelyn Ceniza	ISP Reimbursement - 12/1 - 2/28	04/24/2025	50.85
16082	Rusanna Coyamin	ISP Reimbursement - 12/1 - 2/28	04/24/2025	50.85
16083	Rusen Wu	ISP Reimbursement - 12/1 - 2/28	04/24/2025	50.85
16084	Ruslan Kenzhebekov	ISP Reimbursement - 12/1 - 2/28	04/24/2025	50.85
16085	Russell Bessent, Jr.	ISP Reimbursement - 12/1 - 2/28	04/24/2025	16.95
16086	Ruth Ann Stewart	ISP Reimbursement - 12/1 - 2/28	04/24/2025	50.85
16087	Ruth Fabian	ISP Reimbursement - 12/1 - 2/28	04/24/2025	16.95
16088	Ruth Garcia	ISP Reimbursement - 12/1 - 2/28	04/24/2025	50.85
16089	Ruth Raphael	ISP Reimbursement - 12/1 - 2/28	04/24/2025	50.85
16090	Ruth Rubio	ISP Reimbursement - 12/1 - 2/28	04/24/2025	50.85
16091	Ruthie Henry	ISP Reimbursement - 12/1 - 2/28	04/24/2025	50.85
16092	Ruzanna Koloyan	ISP Reimbursement - 12/1 - 2/28	04/24/2025	50.85
16093	Ryan Handy	ISP Reimbursement - 12/1 - 2/28	04/24/2025	50.85
16094	Ryan R. Rodriguez	ISP Reimbursement - 12/1 - 2/28	04/24/2025	50.85
16095	Ryosuke Matsuzaki	ISP Reimbursement - 12/1 - 2/28	04/24/2025	50.85
16096	Saadiqah Rashadeen	ISP Reimbursement - 12/1 - 2/28	04/24/2025	50.85
16097	Saba Imam	ISP Reimbursement - 12/1 - 2/28	04/24/2025	50.85
16098	Sabah sobh	ISP Reimbursement - 12/1 - 2/28	04/24/2025	33.90
16099	Sabina Domenici	ISP Reimbursement - 12/1 - 2/28	04/24/2025	50.85
16100	Sabrina Bernard	ISP Reimbursement - 12/1 - 2/28	04/24/2025	50.85
16101	Sabrina Frailey	ISP Reimbursement - 12/1 - 2/28	04/24/2025	50.85

Southern California

Check Register

For the period ended April 30, 2025

Check Number	Vendor Name	Transaction Description	Check Date	Check Amount
16102	Sabrina Gatlin Paz	ISP Reimbursement - 12/1 - 2/28	04/24/2025	50.85
16103	Sabrina Pearson	ISP Reimbursement - 12/1 - 2/28	04/24/2025	50.85
16104	Sabrina Powell	ISP Reimbursement - 12/1 - 2/28	04/24/2025	50.85
16105	Sabrina Rosamond	ISP Reimbursement - 12/1 - 2/28	04/24/2025	50.85
16106	Sadaf Hina	ISP Reimbursement - 12/1 - 2/28	04/24/2025	50.85
16107	Sadiyyah Wyllie-James	ISP Reimbursement - 12/1 - 2/28	04/24/2025	50.85
16108	Safia Harbane	ISP Reimbursement - 12/1 - 2/28	04/24/2025	33.90
16109	Sahily Villasenor	ISP Reimbursement - 12/1 - 2/28	04/24/2025	50.85
16110	Sahira Khan	ISP Reimbursement - 12/1 - 2/28	04/24/2025	50.85
16111	Saira Prudencio	ISP Reimbursement - 12/1 - 2/28	04/24/2025	50.85
16112	Sajda Homran	ISP Reimbursement - 12/1 - 2/28	04/24/2025	50.85
16113	Salahaldean Alamayri	ISP Reimbursement - 12/1 - 2/28	04/24/2025	50.85
16114	Salahaldeen Abdelhadi	ISP Reimbursement - 12/1 - 2/28	04/24/2025	50.85
16115	Saleh Alqablani	ISP Reimbursement - 12/1 - 2/28	04/24/2025	50.85
16116	Sally Flores	ISP Reimbursement - 12/1 - 2/28	04/24/2025	50.85
16117	Salvador Cisneros	ISP Reimbursement - 12/1 - 2/28	04/24/2025	50.85
16118	Samantha Borges	ISP Reimbursement - 12/1 - 2/28	04/24/2025	33.90
16119	Samantha Cruz	ISP Reimbursement - 12/1 - 2/28	04/24/2025	50.85
16120	Samantha Ditullio	ISP Reimbursement - 12/1 - 2/28	04/24/2025	50.85
16121	Samantha Gayler	ISP Reimbursement - 12/1 - 2/28	04/24/2025	50.85
16122	Samantha Kenyon	ISP Reimbursement - 12/1 - 2/28	04/24/2025	50.85
16123	Samantha Kitt	ISP Reimbursement - 12/1 - 2/28	04/24/2025	50.85
16124	Samantha Phillips	ISP Reimbursement - 12/1 - 2/28	04/24/2025	50.85
16125	Samantha Sabala	ISP Reimbursement - 12/1 - 2/28	04/24/2025	50.85
16126	Samantha Saez	ISP Reimbursement - 12/1 - 2/28	04/24/2025	50.85
16127	Samantha Sigala	ISP Reimbursement - 12/1 - 2/28	04/24/2025	50.85
16128	Samantha Thomas	ISP Reimbursement - 12/1 - 2/28	04/24/2025	16.95
16129	Samar Saeed	ISP Reimbursement - 12/1 - 2/28	04/24/2025	50.85
16130	Samir Hamtini	ISP Reimbursement - 12/1 - 2/28	04/24/2025	33.90
16131	Sanda Lichner	ISP Reimbursement - 12/1 - 2/28	04/24/2025	50.85
16132	Sandeep Gill	ISP Reimbursement - 12/1 - 2/28	04/24/2025	50.85
16133	Sandra Amoroso	ISP Reimbursement - 12/1 - 2/28	04/24/2025	50.85
16134	Sandra Andrade	ISP Reimbursement - 12/1 - 2/28	04/24/2025	50.85
16135	Sandra Barahona	ISP Reimbursement - 12/1 - 2/28	04/24/2025	50.85
16136	Sandra Chavez	ISP Reimbursement - 12/1 - 2/28	04/24/2025	50.85
16137	Sandra Dennis	ISP Reimbursement - 12/1 - 2/28	04/24/2025	50.85
16138	Sandra Godinez	ISP Reimbursement - 12/1 - 2/28	04/24/2025	50.85
16139	Sandra Herrera	ISP Reimbursement - 12/1 - 2/28	04/24/2025	50.85
16140	Sandra Jeanne Green	ISP Reimbursement - 12/1 - 2/28	04/24/2025	33.90
16141	Sandra Latin-Rivera	ISP Reimbursement - 12/1 - 2/28	04/24/2025	50.85
16142	Sandra Mercado	ISP Reimbursement - 12/1 - 2/28	04/24/2025	50.85
16143	Sandra Nieto	ISP Reimbursement - 12/1 - 2/28	04/24/2025	50.85
16144	Sandra Vieira	ISP Reimbursement - 12/1 - 2/28	04/24/2025	50.85
16145	Sandra Wilcken	ISP Reimbursement - 12/1 - 2/28	04/24/2025	50.85
16146	Sandro Alejo	ISP Reimbursement - 12/1 - 2/28	04/24/2025	50.85
16147	Sandy Gonzalez	ISP Reimbursement - 12/1 - 2/28	04/24/2025	50.85
16148	Sandy Pulido	ISP Reimbursement - 12/1 - 2/28	04/24/2025	50.85
16149	Sandy V Rodela	ISP Reimbursement - 12/1 - 2/28	04/24/2025	50.85
16150	Sang Ea	ISP Reimbursement - 12/1 - 2/28	04/24/2025	50.85
16151	Sanga Arif	ISP Reimbursement - 12/1 - 2/28	04/24/2025	50.85
16152	Santiago Hernandez	ISP Reimbursement - 12/1 - 2/28	04/24/2025	50.85
16153	Sara Escarcega	ISP Reimbursement - 12/1 - 2/28	04/24/2025	50.85
16154	Sara Harb	ISP Reimbursement - 12/1 - 2/28	04/24/2025	50.85
16155	Sara Jones	ISP Reimbursement - 12/1 - 2/28	04/24/2025	50.85
16156	Sara Kowluk Richardson	ISP Reimbursement - 12/1 - 2/28	04/24/2025	50.85
16157	Sara Lopez	ISP Reimbursement - 12/1 - 2/28	04/24/2025	50.85
16158	Sara Luz	ISP Reimbursement - 12/1 - 2/28	04/24/2025	50.85
16159	Sara Sanchez	ISP Reimbursement - 12/1 - 2/28	04/24/2025	50.85
16160	Sara Urquiza	ISP Reimbursement - 12/1 - 2/28	04/24/2025	50.85
16161	Sara Vega	ISP Reimbursement - 12/1 - 2/28	04/24/2025	50.85
16162	Sarah Bahadır	ISP Reimbursement - 12/1 - 2/28	04/24/2025	50.85
16163	Sarah Castaneda	ISP Reimbursement - 12/1 - 2/28	04/24/2025	50.85
16164	Sarah Cisneros	ISP Reimbursement - 12/1 - 2/28	04/24/2025	50.85
16165	Sarah Delmont	ISP Reimbursement - 12/1 - 2/28	04/24/2025	33.90
16166	Sarah Garcia	ISP Reimbursement - 12/1 - 2/28	04/24/2025	33.90
16167	Sarah Gorman	ISP Reimbursement - 12/1 - 2/28	04/24/2025	50.85
16168	Sarah Hendrickson	ISP Reimbursement - 12/1 - 2/28	04/24/2025	50.85
16169	Sarah Jane Huerto	ISP Reimbursement - 12/1 - 2/28	04/24/2025	50.85
16170	Sarah Keeling	ISP Reimbursement - 12/1 - 2/28	04/24/2025	50.85
16171	Sarah Ludvickson	ISP Reimbursement - 12/1 - 2/28	04/24/2025	33.90

Southern California

Check Register

For the period ended April 30, 2025

Check Number	Vendor Name	Transaction Description	Check Date	Check Amount
16172	Sarah Owens	ISP Reimbursement - 12/1 - 2/28	04/24/2025	50.85
16173	Sarah Robnett	ISP Reimbursement - 12/1 - 2/28	04/24/2025	50.85
16174	Sarah Thomson	ISP Reimbursement - 12/1 - 2/28	04/24/2025	50.85
16175	Sarah Timm	ISP Reimbursement - 12/1 - 2/28	04/24/2025	50.85
16176	Sarah Villalpando	ISP Reimbursement - 12/1 - 2/28	04/24/2025	50.85
16177	Sarah Williams	ISP Reimbursement - 12/1 - 2/28	04/24/2025	50.85
16178	Sarah Zannotti	ISP Reimbursement - 12/1 - 2/28	04/24/2025	50.85
16179	Sarahy Miramontes	ISP Reimbursement - 12/1 - 2/28	04/24/2025	50.85
16180	Sarai Gomez	ISP Reimbursement - 12/1 - 2/28	04/24/2025	50.85
16181	Sarai Sutton	ISP Reimbursement - 12/1 - 2/28	04/24/2025	50.85
16182	Saramarie Pena	ISP Reimbursement - 12/1 - 2/28	04/24/2025	50.85
16183	Sasha Hickman	ISP Reimbursement - 12/1 - 2/28	04/24/2025	50.85
16184	Satya Mansukhani	ISP Reimbursement - 12/1 - 2/28	04/24/2025	16.95
16185	Sandra Grayson	ISP Reimbursement - 12/1 - 2/28	04/24/2025	50.85
16186	Savana Taylor	ISP Reimbursement - 12/1 - 2/28	04/24/2025	50.85
16187	Savanna Capeheart	ISP Reimbursement - 12/1 - 2/28	04/24/2025	50.85
16188	Savunn Yem	ISP Reimbursement - 12/1 - 2/28	04/24/2025	50.85
16189	Sayyed Speller	ISP Reimbursement - 12/1 - 2/28	04/24/2025	50.85
16190	Sbah Korin	ISP Reimbursement - 12/1 - 2/28	04/24/2025	50.85
16191	Scarlet Ramirez	ISP Reimbursement - 12/1 - 2/28	04/24/2025	50.85
16192	School Services of California Inc.	Consulting Svcs - 03/25	04/24/2025	1,300.00
16193	Scott Anderson	ISP Reimbursement - 12/1 - 2/28	04/24/2025	50.85
16194	Scott Gannon	ISP Reimbursement - 12/1 - 2/28	04/24/2025	50.85
16195	Scott Keith	ISP Reimbursement - 12/1 - 2/28	04/24/2025	50.85
16196	Scott Seise	ISP Reimbursement - 12/1 - 2/28	04/24/2025	50.85
16197	Scott Wilson	ISP Reimbursement - 12/1 - 2/28	04/24/2025	50.85
16198	Sean McCracken	ISP Reimbursement - 12/1 - 2/28	04/24/2025	50.85
16199	Seantavia Lyles	ISP Reimbursement - 12/1 - 2/28	04/24/2025	50.85
16200	Selena Martinez	ISP Reimbursement - 12/1 - 2/28	04/24/2025	50.85
16201	Selena Orozco	ISP Reimbursement - 12/1 - 2/28	04/24/2025	50.85
16202	Selene Chavez	ISP Reimbursement - 12/1 - 2/28	04/24/2025	50.85
16203	Selina Gardner	ISP Reimbursement - 12/1 - 2/28	04/24/2025	50.85
16204	Selisa Brothers	ISP Reimbursement - 12/1 - 2/28	04/24/2025	50.85
16205	Serena Johnson	ISP Reimbursement - 12/1 - 2/28	04/24/2025	50.85
16206	Serena Miasnikov	ISP Reimbursement - 12/1 - 2/28	04/24/2025	33.90
16207	Sergio Ramirez	ISP Reimbursement - 12/1 - 2/28	04/24/2025	50.85
16208	Seyla Tes	ISP Reimbursement - 12/1 - 2/28	04/24/2025	50.85
16209	Shabnam Sailab	ISP Reimbursement - 12/1 - 2/28	04/24/2025	50.85
16210	Shaeesha Lott	ISP Reimbursement - 12/1 - 2/28	04/24/2025	50.85
16211	Shafi Afridi	ISP Reimbursement - 12/1 - 2/28	04/24/2025	50.85
16212	Shai Cottman	ISP Reimbursement - 12/1 - 2/28	04/24/2025	50.85
16213	Shakhnoza Mukhidinova	ISP Reimbursement - 12/1 - 2/28	04/24/2025	50.85
16214	Shalice Bennett	ISP Reimbursement - 12/1 - 2/28	04/24/2025	50.85
16215	Shalonda Chappel	ISP Reimbursement - 12/1 - 2/28	04/24/2025	50.85
16216	Shamaija Troupe	ISP Reimbursement - 12/1 - 2/28	04/24/2025	50.85
16217	Shanaree Reid	ISP Reimbursement - 12/1 - 2/28	04/24/2025	50.85
16218	Shandell Clark	ISP Reimbursement - 12/1 - 2/28	04/24/2025	50.85
16219	Shaneice Hardaway	ISP Reimbursement - 12/1 - 2/28	04/24/2025	50.85
16220	Shaneice Stinson	ISP Reimbursement - 12/1 - 2/28	04/24/2025	50.85
16221	Shanika Johnson	ISP Reimbursement - 12/1 - 2/28	04/24/2025	50.85
16222	Shanita Jones	ISP Reimbursement - 12/1 - 2/28	04/24/2025	50.85
16223	Shanna Ramos	ISP Reimbursement - 12/1 - 2/28	04/24/2025	50.85
16224	Shannan Fiorenza	ISP Reimbursement - 12/1 - 2/28	04/24/2025	50.85
16225	Shannon Cutler	ISP Reimbursement - 12/1 - 2/28	04/24/2025	50.85
16226	Shannon Nelson	ISP Reimbursement - 12/1 - 2/28	04/24/2025	50.85
16227	Shannon Rutz	ISP Reimbursement - 12/1 - 2/28	04/24/2025	50.85
16228	Shantia Edwards	ISP Reimbursement - 12/1 - 2/28	04/24/2025	50.85
16229	Sharana Ali	ISP Reimbursement - 12/1 - 2/28	04/24/2025	50.85
16230	Sharay Marshall	ISP Reimbursement - 12/1 - 2/28	04/24/2025	50.85
16231	Shari Harris	ISP Reimbursement - 12/1 - 2/28	04/24/2025	50.85
16232	Sharihan Mohamed	ISP Reimbursement - 12/1 - 2/28	04/24/2025	50.85
16233	Sharla Primavera	ISP Reimbursement - 12/1 - 2/28	04/24/2025	50.85
16234	Sharmaine Santiago	ISP Reimbursement - 12/1 - 2/28	04/24/2025	50.85
16235	Sharon Mair	ISP Reimbursement - 12/1 - 2/28	04/24/2025	50.85
16236	Sharoya Mcdowell	ISP Reimbursement - 12/1 - 2/28	04/24/2025	33.90
16237	Sharrice Fletcher	ISP Reimbursement - 12/1 - 2/28	04/24/2025	50.85
16238	Shauna Hartley	ISP Reimbursement - 12/1 - 2/28	04/24/2025	50.85
16239	Shaunice Maddox	ISP Reimbursement - 12/1 - 2/28	04/24/2025	50.85
16240	Shavneel Kumar	ISP Reimbursement - 12/1 - 2/28	04/24/2025	50.85
16241	Shavonne Brown	ISP Reimbursement - 12/1 - 2/28	04/24/2025	50.85

Southern California

Check Register

For the period ended April 30, 2025

Check Number	Vendor Name	Transaction Description	Check Date	Check Amount
16242	Shavonne Handy	ISP Reimbursement - 12/1 - 2/28	04/24/2025	50.85
16243	Shawn Aldrich	ISP Reimbursement - 12/1 - 2/28	04/24/2025	50.85
16244	Shawn Brieddy	ISP Reimbursement - 12/1 - 2/28	04/24/2025	50.85
16245	Shawn Sherrod	ISP Reimbursement - 12/1 - 2/28	04/24/2025	50.85
16246	Shawna Carter	ISP Reimbursement - 12/1 - 2/28	04/24/2025	50.85
16247	Shawna Wilson Lawson	ISP Reimbursement - 12/1 - 2/28	04/24/2025	50.85
16248	Shawndrell Miller	ISP Reimbursement - 12/1 - 2/28	04/24/2025	50.85
16249	Shay Lindsay	ISP Reimbursement - 12/1 - 2/28	04/24/2025	50.85
16250	Sheila Lopez	ISP Reimbursement - 12/1 - 2/28	04/24/2025	50.85
16251	Sheila Schneider	ISP Reimbursement - 12/1 - 2/28	04/24/2025	50.85
16252	Shellee Dieter	ISP Reimbursement - 12/1 - 2/28	04/24/2025	50.85
16253	Shelley Gonzalez	ISP Reimbursement - 12/1 - 2/28	04/24/2025	50.85
16254	Shelley O'Sullivan	ISP Reimbursement - 12/1 - 2/28	04/24/2025	50.85
16255	Shelly Grogan	ISP Reimbursement - 12/1 - 2/28	04/24/2025	50.85
16256	Shelly Mayorga	ISP Reimbursement - 12/1 - 2/28	04/24/2025	50.85
16257	Shelly Walker	ISP Reimbursement - 12/1 - 2/28	04/24/2025	50.85
16258	Shera Bondurant	ISP Reimbursement - 12/1 - 2/28	04/24/2025	50.85
16259	Sheree LaNay Barnett	ISP Reimbursement - 12/1 - 2/28	04/24/2025	50.85
16260	Sheri Smith	ISP Reimbursement - 12/1 - 2/28	04/24/2025	50.85
16261	Sherica Irving	ISP Reimbursement - 12/1 - 2/28	04/24/2025	50.85
16262	Sherion Shaw-Porter	ISP Reimbursement - 12/1 - 2/28	04/24/2025	33.90
16263	Shermin Gordon	ISP Reimbursement - 12/1 - 2/28	04/24/2025	50.85
16264	Sherre Bischoff	ISP Reimbursement - 12/1 - 2/28	04/24/2025	50.85
16265	Sherry Reeves	ISP Reimbursement - 12/1 - 2/28	04/24/2025	50.85
16266	Sherry Shen	ISP Reimbursement - 12/1 - 2/28	04/24/2025	50.85
16267	Shianne Monroe	ISP Reimbursement - 12/1 - 2/28	04/24/2025	50.85
16268	Shiela A Medina	ISP Reimbursement - 12/1 - 2/28	04/24/2025	33.90
16269	Shih-Lin Lan	ISP Reimbursement - 12/1 - 2/28	04/24/2025	50.85
16270	Shihong An	ISP Reimbursement - 12/1 - 2/28	04/24/2025	16.95
16271	Shiloh Montuya	ISP Reimbursement - 12/1 - 2/28	04/24/2025	50.85
16272	Shira Hampton	ISP Reimbursement - 12/1 - 2/28	04/24/2025	50.85
16273	Shonte Brown	ISP Reimbursement - 12/1 - 2/28	04/24/2025	50.85
16274	Shontell St.Mary	ISP Reimbursement - 12/1 - 2/28	04/24/2025	50.85
16275	Shunnell Porea	ISP Reimbursement - 12/1 - 2/28	04/24/2025	50.85
16276	Sigrid Padios	ISP Reimbursement - 12/1 - 2/28	04/24/2025	50.85
16277	Silvia Guizar	ISP Reimbursement - 12/1 - 2/28	04/24/2025	50.85
16278	Silvia Silverio	ISP Reimbursement - 12/1 - 2/28	04/24/2025	50.85
16279	Simeon MaGee	ISP Reimbursement - 12/1 - 2/28	04/24/2025	16.95
16280	SIMON CRUZ	ISP Reimbursement - 12/1 - 2/28	04/24/2025	50.85
16281	Simone Meyer	ISP Reimbursement - 12/1 - 2/28	04/24/2025	50.85
16282	Sin Nam	ISP Reimbursement - 12/1 - 2/28	04/24/2025	50.85
16283	Sirikit Tekawy	ISP Reimbursement - 12/1 - 2/28	04/24/2025	50.85
16284	Skye Johnson	ISP Reimbursement - 12/1 - 2/28	04/24/2025	50.85
16285	Skylar Hersey	ISP Reimbursement - 12/1 - 2/28	04/24/2025	50.85
16286	Sloria Ashley	ISP Reimbursement - 12/1 - 2/28	04/24/2025	50.85
16287	Smita Zubak	ISP Reimbursement - 12/1 - 2/28	04/24/2025	50.85
16288	SOFTMSP LLC	Shipping Svcs	04/24/2025	46,903.46
16289	Solace Fiajoe	ISP Reimbursement - 12/1 - 2/28	04/24/2025	50.85
16290	Somaly Kong	ISP Reimbursement - 12/1 - 2/28	04/24/2025	50.85
16291	Sona Chaparyan	ISP Reimbursement - 12/1 - 2/28	04/24/2025	33.90
16292	Sondra Jones	ISP Reimbursement - 12/1 - 2/28	04/24/2025	50.85
16293	Soni Foster-Jackson	ISP Reimbursement - 12/1 - 2/28	04/24/2025	50.85
16294	Sonia Garcia	ISP Reimbursement - 12/1 - 2/28	04/24/2025	50.85
16295	Sonia Tobias	ISP Reimbursement - 12/1 - 2/28	04/24/2025	50.85
16296	Sonya Ramsey	ISP Reimbursement - 12/1 - 2/28	04/24/2025	50.85
16297	Soo Youn Lee	ISP Reimbursement - 12/1 - 2/28	04/24/2025	50.85
16298	Sophia Contreras	ISP Reimbursement - 12/1 - 2/28	04/24/2025	50.85
16299	Sorie Kamara	ISP Reimbursement - 12/1 - 2/28	04/24/2025	33.90
16300	Sossity Riorddan	ISP Reimbursement - 12/1 - 2/28	04/24/2025	50.85
16301	Souksavanh Vongprachanh	ISP Reimbursement - 12/1 - 2/28	04/24/2025	50.85
16302	Specialized Therapy Services Inc.	SpEd Svcs - 03/25	04/24/2025	3,539.00
16303	Sree Ghosh	ISP Reimbursement - 12/1 - 2/28	04/24/2025	50.85
16304	Stacey Bagneschi	ISP Reimbursement - 12/1 - 2/28	04/24/2025	50.85
16305	Stacey Ells	ISP Reimbursement - 12/1 - 2/28	04/24/2025	50.85
16306	Stacey Hunt	ISP Reimbursement - 12/1 - 2/28	04/24/2025	50.85
16307	Stacey Lin	ISP Reimbursement - 12/1 - 2/28	04/24/2025	50.85
16308	Stacey Reed	ISP Reimbursement - 12/1 - 2/28	04/24/2025	50.85
16309	Stacie Harper	ISP Reimbursement - 12/1 - 2/28	04/24/2025	50.85
16310	Stacy Doner	ISP Reimbursement - 12/1 - 2/28	04/24/2025	50.85
16311	Stacy Ecklund	ISP Reimbursement - 12/1 - 2/28	04/24/2025	50.85

Southern California

Check Register

For the period ended April 30, 2025

Check Number	Vendor Name	Transaction Description	Check Date	Check Amount
16312	Stacy Fields	ISP Reimbursement - 12/1 - 2/28	04/24/2025	50.85
16313	Stacy Fudge	ISP Reimbursement - 12/1 - 2/28	04/24/2025	50.85
16314	Stacy Juarez	ISP Reimbursement - 12/1 - 2/28	04/24/2025	50.85
16315	Stella Contreras	ISP Reimbursement - 12/1 - 2/28	04/24/2025	50.85
16316	Stella Ho-Nguyen	ISP Reimbursement - 12/1 - 2/28	04/24/2025	50.85
16317	Stephan Johnson	ISP Reimbursement - 12/1 - 2/28	04/24/2025	50.85
16318	Stephania Mizquez	ISP Reimbursement - 12/1 - 2/28	04/24/2025	50.85
16319	Stephanie Carrasco	ISP Reimbursement - 12/1 - 2/28	04/24/2025	50.85
16320	Stephanie Cornish	ISP Reimbursement - 12/1 - 2/28	04/24/2025	50.85
16321	Stephanie Drake	ISP Reimbursement - 12/1 - 2/28	04/24/2025	50.85
16322	Stephanie Elmer	ISP Reimbursement - 12/1 - 2/28	04/24/2025	50.85
16323	Stephanie Gallegos	ISP Reimbursement - 12/1 - 2/28	04/24/2025	50.85
16324	Stephanie Gardea	ISP Reimbursement - 12/1 - 2/28	04/24/2025	50.85
16325	Stephanie Granum	ISP Reimbursement - 12/1 - 2/28	04/24/2025	50.85
16326	Stephanie Kelly	ISP Reimbursement - 12/1 - 2/28	04/24/2025	50.85
16327	Stephanie Lopez	ISP Reimbursement - 12/1 - 2/28	04/24/2025	50.85
16328	Stephanie M Alvarez	ISP Reimbursement - 12/1 - 2/28	04/24/2025	50.85
16329	Stephanie Mohrbacher	ISP Reimbursement - 12/1 - 2/28	04/24/2025	50.85
16330	Stephanie Rekers	ISP Reimbursement - 12/1 - 2/28	04/24/2025	50.85
16331	Stephanie Resendez	ISP Reimbursement - 12/1 - 2/28	04/24/2025	50.85
16332	Stephanie Sledge	ISP Reimbursement - 12/1 - 2/28	04/24/2025	50.85
16333	Stephanie Spinner	ISP Reimbursement - 12/1 - 2/28	04/24/2025	50.85
16334	Stephanie Steiner	ISP Reimbursement - 12/1 - 2/28	04/24/2025	50.85
16335	Stephanie Sun	ISP Reimbursement - 12/1 - 2/28	04/24/2025	50.85
16336	Stephanie Wright	ISP Reimbursement - 12/1 - 2/28	04/24/2025	50.85
16337	Stephany Arriola	ISP Reimbursement - 12/1 - 2/28	04/24/2025	50.85
16338	Steve Rodriguez	ISP Reimbursement - 12/1 - 2/28	04/24/2025	50.85
16339	Steve Wilson	ISP Reimbursement - 12/1 - 2/28	04/24/2025	50.85
16340	Steven Lindemann	ISP Reimbursement - 12/1 - 2/28	04/24/2025	50.85
16341	Steven Mitchell	ISP Reimbursement - 12/1 - 2/28	04/24/2025	50.85
16342	Steven Tanabe	ISP Reimbursement - 12/1 - 2/28	04/24/2025	50.85
16343	Stevie Koenig-Shreve	ISP Reimbursement - 12/1 - 2/28	04/24/2025	50.85
16344	Stuart Barela	ISP Reimbursement - 12/1 - 2/28	04/24/2025	50.85
16345	Su Yong Kim	ISP Reimbursement - 12/1 - 2/28	04/24/2025	50.85
16346	Sugehiry Evans	ISP Reimbursement - 12/1 - 2/28	04/24/2025	50.85
16347	Sultan Khan	ISP Reimbursement - 12/1 - 2/28	04/24/2025	50.85
16348	Sumayyah Pollard	ISP Reimbursement - 12/1 - 2/28	04/24/2025	50.85
16349	Summer Elliott-White	ISP Reimbursement - 12/1 - 2/28	04/24/2025	50.85
16350	Summer Legardy	ISP Reimbursement - 12/1 - 2/28	04/24/2025	50.85
16351	Sunni King	ISP Reimbursement - 12/1 - 2/28	04/24/2025	50.85
16352	Susan Abbott	ISP Reimbursement - 12/1 - 2/28	04/24/2025	50.85
16353	Susan Cordova	ISP Reimbursement - 12/1 - 2/28	04/24/2025	50.85
16354	Susan Perdue	ISP Reimbursement - 12/1 - 2/28	04/24/2025	50.85
16355	Susan Sudmann	ISP Reimbursement - 12/1 - 2/28	04/24/2025	50.85
16356	Susana Castillo	ISP Reimbursement - 12/1 - 2/28	04/24/2025	33.90
16357	Susana Medina	ISP Reimbursement - 12/1 - 2/28	04/24/2025	50.85
16358	Susanne Reinaldo	ISP Reimbursement - 12/1 - 2/28	04/24/2025	50.85
16359	Suzanna Philbrook	ISP Reimbursement - 12/1 - 2/28	04/24/2025	50.85
16360	Suzette Fairley	ISP Reimbursement - 12/1 - 2/28	04/24/2025	50.85
16361	Sydney Lopez	ISP Reimbursement - 12/1 - 2/28	04/24/2025	50.85
16362	Sylvia Cervantes	ISP Reimbursement - 12/1 - 2/28	04/24/2025	50.85
16363	Sylvia Garcia	ISP Reimbursement - 12/1 - 2/28	04/24/2025	50.85
16364	Sylvia Landeros	ISP Reimbursement - 12/1 - 2/28	04/24/2025	50.85
16365	Sylvia Perez	ISP Reimbursement - 12/1 - 2/28	04/24/2025	50.85
16366	Tabatha Braly	ISP Reimbursement - 12/1 - 2/28	04/24/2025	50.85
16367	Tabatha Luna	ISP Reimbursement - 12/1 - 2/28	04/24/2025	50.85
16368	Tabatha Lyman	ISP Reimbursement - 12/1 - 2/28	04/24/2025	50.85
16369	Tabetha Pombo	ISP Reimbursement - 12/1 - 2/28	04/24/2025	50.85
16370	Tabitha Howell	ISP Reimbursement - 12/1 - 2/28	04/24/2025	50.85
16371	Tabitha Perez	ISP Reimbursement - 12/1 - 2/28	04/24/2025	50.85
16372	Taccora McGee	ISP Reimbursement - 12/1 - 2/28	04/24/2025	50.85
16373	Tadyam Ouedraogo	ISP Reimbursement - 12/1 - 2/28	04/24/2025	50.85
16374	Tahira Lester	ISP Reimbursement - 12/1 - 2/28	04/24/2025	50.85
16375	Tahora Brown	ISP Reimbursement - 12/1 - 2/28	04/24/2025	50.85
16376	Talia Booker	ISP Reimbursement - 12/1 - 2/28	04/24/2025	50.85
16377	Talisha Kelly	ISP Reimbursement - 12/1 - 2/28	04/24/2025	50.85
16378	Talitha Green Ling	ISP Reimbursement - 12/1 - 2/28	04/24/2025	50.85
16379	Tamanika Crenshaw	ISP Reimbursement - 12/1 - 2/28	04/24/2025	50.85
16380	Tamara Ferguson	ISP Reimbursement - 12/1 - 2/28	04/24/2025	33.90
16381	Tamara Mathus	ISP Reimbursement - 12/1 - 2/28	04/24/2025	50.85

Southern California

Check Register

For the period ended April 30, 2025

Check Number	Vendor Name	Transaction Description	Check Date	Check Amount
16382	Tamara Palage	ISP Reimbursement - 12/1 - 2/28	04/24/2025	50.85
16383	Tamara Vierra	ISP Reimbursement - 12/1 - 2/28	04/24/2025	50.85
16384	Tamara Wilson	ISP Reimbursement - 12/1 - 2/28	04/24/2025	50.85
16385	Tami Simas	ISP Reimbursement - 12/1 - 2/28	04/24/2025	50.85
16386	Tamia Trunnell	ISP Reimbursement - 12/1 - 2/28	04/24/2025	50.85
16387	Tammy Nichols	ISP Reimbursement - 12/1 - 2/28	04/24/2025	50.85
16388	Tammy Weiss	ISP Reimbursement - 12/1 - 2/28	04/24/2025	50.85
16389	Tanae Levitan	ISP Reimbursement - 12/1 - 2/28	04/24/2025	50.85
16390	Tang Trang	ISP Reimbursement - 12/1 - 2/28	04/24/2025	50.85
16391	Tania Estephanie Duran	ISP Reimbursement - 12/1 - 2/28	04/24/2025	50.85
16392	Tania Morales	ISP Reimbursement - 12/1 - 2/28	04/24/2025	50.85
16393	Tanisha Freeman	ISP Reimbursement - 12/1 - 2/28	04/24/2025	50.85
16394	Tanisha Vaughn	ISP Reimbursement - 12/1 - 2/28	04/24/2025	33.90
16395	Tannessa McCabe	ISP Reimbursement - 12/1 - 2/28	04/24/2025	50.85
16396	Tanush Lal	ISP Reimbursement - 12/1 - 2/28	04/24/2025	50.85
16397	Tanya DeHoyos	ISP Reimbursement - 12/1 - 2/28	04/24/2025	16.95
16398	Tanya Parker	ISP Reimbursement - 12/1 - 2/28	04/24/2025	50.85
16399	Tanya Toledo	ISP Reimbursement - 12/1 - 2/28	04/24/2025	50.85
16400	Tanya Veliz	ISP Reimbursement - 12/1 - 2/28	04/24/2025	50.85
16401	Tanya Washington	ISP Reimbursement - 12/1 - 2/28	04/24/2025	50.85
16402	Tanya Wiltz	ISP Reimbursement - 12/1 - 2/28	04/24/2025	50.85
16403	Tanyia Tellez	ISP Reimbursement - 12/1 - 2/28	04/24/2025	50.85
16404	Tara Griswold	ISP Reimbursement - 12/1 - 2/28	04/24/2025	50.85
16405	Tara Huston	ISP Reimbursement - 12/1 - 2/28	04/24/2025	50.85
16406	Tara Parsons	ISP Reimbursement - 12/1 - 2/28	04/24/2025	50.85
16407	Tariq Elsalanty	ISP Reimbursement - 12/1 - 2/28	04/24/2025	50.85
16408	Tatevik Khachikyan	ISP Reimbursement - 12/1 - 2/28	04/24/2025	50.85
16409	Tatiana Rieger	ISP Reimbursement - 12/1 - 2/28	04/24/2025	50.85
16410	Tatianna Polk	ISP Reimbursement - 12/1 - 2/28	04/24/2025	50.85
16411	Tausha Jones	ISP Reimbursement - 12/1 - 2/28	04/24/2025	50.85
16412	Tawnya Gardner	ISP Reimbursement - 12/1 - 2/28	04/24/2025	50.85
16413	Taylor Baker	ISP Reimbursement - 12/1 - 2/28	04/24/2025	33.90
16414	Taylor Vaughn-Gonser	ISP Reimbursement - 12/1 - 2/28	04/24/2025	50.85
16415	Teagan Hunt	ISP Reimbursement - 12/1 - 2/28	04/24/2025	50.85
16416	Teela Lopez	ISP Reimbursement - 12/1 - 2/28	04/24/2025	50.85
16417	Teena Giannini	ISP Reimbursement - 12/1 - 2/28	04/24/2025	50.85
16418	Tequilla Richmond	ISP Reimbursement - 12/1 - 2/28	04/24/2025	50.85
16419	Tequilla Rico	ISP Reimbursement - 12/1 - 2/28	04/24/2025	50.85
16420	Tequisha Oloizia	ISP Reimbursement - 12/1 - 2/28	04/24/2025	33.90
16421	Teresa Aceves	ISP Reimbursement - 12/1 - 2/28	04/24/2025	50.85
16422	Teresa Franco	ISP Reimbursement - 12/1 - 2/28	04/24/2025	50.85
16423	Teresa Guadron	ISP Reimbursement - 12/1 - 2/28	04/24/2025	50.85
16424	Teresa Stuart	ISP Reimbursement - 12/1 - 2/28	04/24/2025	16.95
16425	Teresa Tovar	ISP Reimbursement - 12/1 - 2/28	04/24/2025	50.85
16426	Teresa Victoria	ISP Reimbursement - 12/1 - 2/28	04/24/2025	50.85
16427	Teri Neuppert	ISP Reimbursement - 12/1 - 2/28	04/24/2025	50.85
16428	Terrell Taylor	ISP Reimbursement - 12/1 - 2/28	04/24/2025	50.85
16429	Terry Plett	ISP Reimbursement - 12/1 - 2/28	04/24/2025	50.85
16430	Tess requejo	ISP Reimbursement - 12/1 - 2/28	04/24/2025	50.85
16431	Tess Roberson	ISP Reimbursement - 12/1 - 2/28	04/24/2025	33.90
16432	Tessa O'Laughlin	ISP Reimbursement - 12/1 - 2/28	04/24/2025	50.85
16433	Teweli Blackwell	ISP Reimbursement - 12/1 - 2/28	04/24/2025	50.85
16434	Teyan Wilson	ISP Reimbursement - 12/1 - 2/28	04/24/2025	50.85
16435	The Hartford	Workers Compensation - 07/01/24-07/01/25	04/24/2025	43,948.00
16436	Thelma Narciso	ISP Reimbursement - 12/1 - 2/28	04/24/2025	50.85
16437	Thomas Choy	ISP Reimbursement - 12/1 - 2/28	04/24/2025	50.85
16438	Thomas Maurer	ISP Reimbursement - 12/1 - 2/28	04/24/2025	50.85
16439	Thomas O Frohling	ISP Reimbursement - 12/1 - 2/28	04/24/2025	50.85
16440	Thomas Swanson	ISP Reimbursement - 12/1 - 2/28	04/24/2025	50.85
16441	Thy Tran	ISP Reimbursement - 12/1 - 2/28	04/24/2025	50.85
16442	Tia Gartmon	ISP Reimbursement - 12/1 - 2/28	04/24/2025	50.85
16443	Tia Waith	ISP Reimbursement - 12/1 - 2/28	04/24/2025	50.85
16444	Tiana Correa	ISP Reimbursement - 12/1 - 2/28	04/24/2025	50.85
16445	Tiana Tobie	ISP Reimbursement - 12/1 - 2/28	04/24/2025	50.85
16446	Tiarra Sibley	ISP Reimbursement - 12/1 - 2/28	04/24/2025	50.85
16447	Tifanie Bethune	ISP Reimbursement - 12/1 - 2/28	04/24/2025	50.85
16448	Tiffani Randolph	ISP Reimbursement - 12/1 - 2/28	04/24/2025	50.85
16449	Tiffanie Stearns	ISP Reimbursement - 12/1 - 2/28	04/24/2025	50.85
16450	Tiffany Atkinson	ISP Reimbursement - 12/1 - 2/28	04/24/2025	50.85
16451	Tiffany Barnes	ISP Reimbursement - 12/1 - 2/28	04/24/2025	50.85

Southern California

Check Register

For the period ended April 30, 2025

Check Number	Vendor Name	Transaction Description	Check Date	Check Amount
16452	Tiffany Blaylock	ISP Reimbursement - 12/1 - 2/28	04/24/2025	50.85
16453	Tiffany Lavalliere	ISP Reimbursement - 12/1 - 2/28	04/24/2025	33.90
16454	Tiffany Martin	ISP Reimbursement - 12/1 - 2/28	04/24/2025	50.85
16455	Tiffany McMahon-Shields	ISP Reimbursement - 12/1 - 2/28	04/24/2025	50.85
16456	Tiffany Mcneely	ISP Reimbursement - 12/1 - 2/28	04/24/2025	16.95
16457	Tiffany Miller	ISP Reimbursement - 12/1 - 2/28	04/24/2025	50.85
16458	Tiffany Patterson	ISP Reimbursement - 12/1 - 2/28	04/24/2025	50.85
16459	Tiffany Rogers	ISP Reimbursement - 12/1 - 2/28	04/24/2025	50.85
16460	Tiffany Scott	ISP Reimbursement - 12/1 - 2/28	04/24/2025	50.85
16461	Tiffany Valdez	ISP Reimbursement - 12/1 - 2/28	04/24/2025	50.85
16462	Tiffany Valencia	ISP Reimbursement - 12/1 - 2/28	04/24/2025	50.85
16463	Tiffany Villalpando	ISP Reimbursement - 12/1 - 2/28	04/24/2025	50.85
16464	Tiffany Wang	ISP Reimbursement - 12/1 - 2/28	04/24/2025	50.85
16465	Tiffany Wiggins	ISP Reimbursement - 12/1 - 2/28	04/24/2025	16.95
16466	Timothy Byrd	ISP Reimbursement - 12/1 - 2/28	04/24/2025	50.85
16467	Timothy Gielow	ISP Reimbursement - 12/1 - 2/28	04/24/2025	50.85
16468	Timothy Munther	ISP Reimbursement - 12/1 - 2/28	04/24/2025	50.85
16469	Timothy Redgewell	ISP Reimbursement - 12/1 - 2/28	04/24/2025	50.85
16470	Tina Aragon	ISP Reimbursement - 12/1 - 2/28	04/24/2025	50.85
16471	Tina Ciolfi	ISP Reimbursement - 12/1 - 2/28	04/24/2025	50.85
16472	Tina Hernandez	ISP Reimbursement - 12/1 - 2/28	04/24/2025	50.85
16473	Tina Martinez	ISP Reimbursement - 12/1 - 2/28	04/24/2025	50.85
16474	Tinee Carraker	ISP Reimbursement - 12/1 - 2/28	04/24/2025	50.85
16475	Tiperia Mamaia	ISP Reimbursement - 12/1 - 2/28	04/24/2025	50.85
16476	Tirza Stewart	ISP Reimbursement - 12/1 - 2/28	04/24/2025	50.85
16477	Tishri Campa	ISP Reimbursement - 12/1 - 2/28	04/24/2025	50.85
16478	Titilayo Houseton	ISP Reimbursement - 12/1 - 2/28	04/24/2025	50.85
16479	Tom Lusey	ISP Reimbursement - 12/1 - 2/28	04/24/2025	50.85
16480	Toni Brown	ISP Reimbursement - 12/1 - 2/28	04/24/2025	50.85
16481	Toni Carrera	ISP Reimbursement - 12/1 - 2/28	04/24/2025	50.85
16482	TONI CORTEZ	ISP Reimbursement - 12/1 - 2/28	04/24/2025	50.85
16483	Toni Malena	ISP Reimbursement - 12/1 - 2/28	04/24/2025	50.85
16484	Tonja Avila	ISP Reimbursement - 12/1 - 2/28	04/24/2025	50.85
16485	Tonya Burkhalter	ISP Reimbursement - 12/1 - 2/28	04/24/2025	50.85
16486	Tori McDonald	ISP Reimbursement - 12/1 - 2/28	04/24/2025	50.85
16487	Tosin Atolagbe	ISP Reimbursement - 12/1 - 2/28	04/24/2025	50.85
16488	Touch Blevins	ISP Reimbursement - 12/1 - 2/28	04/24/2025	50.85
16489	Tracee Williams	ISP Reimbursement - 12/1 - 2/28	04/24/2025	50.85
16490	Tracey Topps	ISP Reimbursement - 12/1 - 2/28	04/24/2025	50.85
16491	Traci Roberts	ISP Reimbursement - 12/1 - 2/28	04/24/2025	50.85
16492	Tracie Stafford	ISP Reimbursement - 12/1 - 2/28	04/24/2025	50.85
16493	Tracy Duran	ISP Reimbursement - 12/1 - 2/28	04/24/2025	50.85
16494	Tracy Kiggen	ISP Reimbursement - 12/1 - 2/28	04/24/2025	50.85
16495	Tracy Meneses	ISP Reimbursement - 12/1 - 2/28	04/24/2025	50.85
16496	Tracy Murry	ISP Reimbursement - 12/1 - 2/28	04/24/2025	50.85
16497	Tracy Torres	ISP Reimbursement - 12/1 - 2/28	04/24/2025	50.85
16498	Trang Le	ISP Reimbursement - 12/1 - 2/28	04/24/2025	50.85
16499	Traona Johnson	ISP Reimbursement - 12/1 - 2/28	04/24/2025	50.85
16500	Travis Raymore	ISP Reimbursement - 12/1 - 2/28	04/24/2025	50.85
16501	Treavian Lee	ISP Reimbursement - 12/1 - 2/28	04/24/2025	50.85
16502	Trelaine Pajonar	ISP Reimbursement - 12/1 - 2/28	04/24/2025	50.85
16503	Trina Duong	ISP Reimbursement - 12/1 - 2/28	04/24/2025	50.85
16504	Trina McGuire	ISP Reimbursement - 12/1 - 2/28	04/24/2025	50.85
16505	Trina Moffett	ISP Reimbursement - 12/1 - 2/28	04/24/2025	50.85
16506	Trinidad Moreno	ISP Reimbursement - 12/1 - 2/28	04/24/2025	50.85
16507	Trisha Calomino	ISP Reimbursement - 12/1 - 2/28	04/24/2025	50.85
16508	Troy Quigley	ISP Reimbursement - 12/1 - 2/28	04/24/2025	50.85
16509	Tulasi Chandrada	ISP Reimbursement - 12/1 - 2/28	04/24/2025	50.85
16510	Tuoi Musharbash	ISP Reimbursement - 12/1 - 2/28	04/24/2025	50.85
16511	Tuongvan Nguyen	ISP Reimbursement - 12/1 - 2/28	04/24/2025	50.85
16512	Tyesha Hernandez	ISP Reimbursement - 12/1 - 2/28	04/24/2025	50.85
16513	Tylea Reed	ISP Reimbursement - 12/1 - 2/28	04/24/2025	50.85
16514	Tyler Thomas	ISP Reimbursement - 12/1 - 2/28	04/24/2025	50.85
16515	Tyler thosychanh	ISP Reimbursement - 12/1 - 2/28	04/24/2025	50.85
16516	Tymarie Esteban Yanez	ISP Reimbursement - 12/1 - 2/28	04/24/2025	50.85
16517	Tyra Taylor	ISP Reimbursement - 12/1 - 2/28	04/24/2025	50.85
16518	Tyrone Carpenter	ISP Reimbursement - 12/1 - 2/28	04/24/2025	50.85
16519	Tzietzel Ramos	ISP Reimbursement - 12/1 - 2/28	04/24/2025	50.85
16520	Unaiza Jafri-Hillard	ISP Reimbursement - 12/1 - 2/28	04/24/2025	50.85
16521	Unique Clay	ISP Reimbursement - 12/1 - 2/28	04/24/2025	50.85

Southern California

Check Register

For the period ended April 30, 2025

Check Number	Vendor Name	Transaction Description	Check Date	Check Amount
16522	Vadim Gorban	ISP Reimbursement - 12/1 - 2/28	04/24/2025	50.85
16523	Valentina Jelacic	ISP Reimbursement - 12/1 - 2/28	04/24/2025	50.85
16524	Valerie Balanza	ISP Reimbursement - 12/1 - 2/28	04/24/2025	50.85
16525	Valerie Galiste	ISP Reimbursement - 12/1 - 2/28	04/24/2025	50.85
16526	Valerie Rower	ISP Reimbursement - 12/1 - 2/28	04/24/2025	50.85
16527	Valerie Tamulevich	ISP Reimbursement - 12/1 - 2/28	04/24/2025	16.95
16528	Valeriia Kanziuba	ISP Reimbursement - 12/1 - 2/28	04/24/2025	50.85
16529	Valine Pelaez	ISP Reimbursement - 12/1 - 2/28	04/24/2025	50.85
16530	Vallery Bechere	ISP Reimbursement - 12/1 - 2/28	04/24/2025	50.85
16531	Valone Jackson	ISP Reimbursement - 12/1 - 2/28	04/24/2025	50.85
16532	VANESA NACHMAN	ISP Reimbursement - 12/1 - 2/28	04/24/2025	50.85
16533	Vanessa Arias	ISP Reimbursement - 12/1 - 2/28	04/24/2025	16.95
16534	Vanessa Calles	ISP Reimbursement - 12/1 - 2/28	04/24/2025	50.85
16535	Vanessa Castellanos	ISP Reimbursement - 12/1 - 2/28	04/24/2025	50.85
16536	Vanessa Cervantez	ISP Reimbursement - 12/1 - 2/28	04/24/2025	50.85
16537	Vanessa Estrella	ISP Reimbursement - 12/1 - 2/28	04/24/2025	50.85
16538	Vanessa Gonzales	ISP Reimbursement - 12/1 - 2/28	04/24/2025	50.85
16539	Vanessa Hanley	ISP Reimbursement - 12/1 - 2/28	04/24/2025	50.85
16540	Vanessa Hoegel-Pavelsky	ISP Reimbursement - 12/1 - 2/28	04/24/2025	50.85
16541	Vanessa Larios	ISP Reimbursement - 12/1 - 2/28	04/24/2025	50.85
16542	Vanessa Lumley	ISP Reimbursement - 12/1 - 2/28	04/24/2025	50.85
16543	Vanessa Madrigal	ISP Reimbursement - 12/1 - 2/28	04/24/2025	50.85
16544	Vanessa Masferrer	ISP Reimbursement - 12/1 - 2/28	04/24/2025	50.85
16545	Vanessa Perez	ISP Reimbursement - 12/1 - 2/28	04/24/2025	33.90
16546	Vanessa Rivas	ISP Reimbursement - 12/1 - 2/28	04/24/2025	50.85
16547	Vanessa Rodriguez	ISP Reimbursement - 12/1 - 2/28	04/24/2025	50.85
16548	Vanessa Roman	ISP Reimbursement - 12/1 - 2/28	04/24/2025	50.85
16549	Vanessa Sanchez	ISP Reimbursement - 12/1 - 2/28	04/24/2025	50.85
16550	Vanessa Vilchis	ISP Reimbursement - 12/1 - 2/28	04/24/2025	50.85
16551	Vanessa Zamudio Valdez	ISP Reimbursement - 12/1 - 2/28	04/24/2025	33.90
16552	Vannara Chap	ISP Reimbursement - 12/1 - 2/28	04/24/2025	50.85
16553	Vannie Takase	ISP Reimbursement - 12/1 - 2/28	04/24/2025	50.85
16554	Vazgeh Manoukian	ISP Reimbursement - 12/1 - 2/28	04/24/2025	50.85
16555	Veda Martinez	ISP Reimbursement - 12/1 - 2/28	04/24/2025	50.85
16556	Venessa Martinez	ISP Reimbursement - 12/1 - 2/28	04/24/2025	50.85
16557	Venessa Serna	ISP Reimbursement - 12/1 - 2/28	04/24/2025	50.85
16558	Vernon Krings	ISP Reimbursement - 12/1 - 2/28	04/24/2025	50.85
16559	Veronica Awodu	ISP Reimbursement - 12/1 - 2/28	04/24/2025	50.85
16560	Veronica Castro	ISP Reimbursement - 12/1 - 2/28	04/24/2025	50.85
16561	Veronica Diaz	ISP Reimbursement - 12/1 - 2/28	04/24/2025	50.85
16562	Veronica Duran	ISP Reimbursement - 12/1 - 2/28	04/24/2025	50.85
16563	Veronica Garcia	ISP Reimbursement - 12/1 - 2/28	04/24/2025	50.85
16564	Veronica Gonzalez	ISP Reimbursement - 12/1 - 2/28	04/24/2025	50.85
16565	Veronica Hernandez	ISP Reimbursement - 12/1 - 2/28	04/24/2025	50.85
16566	Veronica Mejia	ISP Reimbursement - 12/1 - 2/28	04/24/2025	50.85
16567	Veronica Mendez	ISP Reimbursement - 12/1 - 2/28	04/24/2025	50.85
16568	Veronica Rodriguez	ISP Reimbursement - 12/1 - 2/28	04/24/2025	50.85
16569	Viacheslav Popov	ISP Reimbursement - 12/1 - 2/28	04/24/2025	50.85
16570	Vicki Reale	ISP Reimbursement - 12/1 - 2/28	04/24/2025	50.85
16571	Vicky Aguayo	ISP Reimbursement - 12/1 - 2/28	04/24/2025	50.85
16572	Vicky Crawford	ISP Reimbursement - 12/1 - 2/28	04/24/2025	50.85
16573	Victor Andres Armenta Martinez	ISP Reimbursement - 12/1 - 2/28	04/24/2025	16.95
16574	Victoria Herrera	ISP Reimbursement - 12/1 - 2/28	04/24/2025	50.85
16575	Victoria Ordaz	ISP Reimbursement - 12/1 - 2/28	04/24/2025	50.85
16576	Victoria Soto-Mayor	ISP Reimbursement - 12/1 - 2/28	04/24/2025	50.85
16577	Victoria Taylor	ISP Reimbursement - 12/1 - 2/28	04/24/2025	50.85
16578	Victoria Zeno	ISP Reimbursement - 12/1 - 2/28	04/24/2025	50.85
16579	Vincent Barrera	ISP Reimbursement - 12/1 - 2/28	04/24/2025	50.85
16580	Vinisha Singireddy	ISP Reimbursement - 12/1 - 2/28	04/24/2025	50.85
16581	Virginia Bennett	ISP Reimbursement - 12/1 - 2/28	04/24/2025	50.85
16582	Virginia Moon	ISP Reimbursement - 12/1 - 2/28	04/24/2025	50.85
16583	Vivian Diab	ISP Reimbursement - 12/1 - 2/28	04/24/2025	50.85
16584	Viada Bidlauskas	ISP Reimbursement - 12/1 - 2/28	04/24/2025	50.85
16585	Walita Powell	ISP Reimbursement - 12/1 - 2/28	04/24/2025	50.85
16586	Walnetta Jones	ISP Reimbursement - 12/1 - 2/28	04/24/2025	50.85
16587	Walt Retzlaff	ISP Reimbursement - 12/1 - 2/28	04/24/2025	50.85
16588	Walter Dueck	ISP Reimbursement - 12/1 - 2/28	04/24/2025	33.90
16589	Walter Thompson jr.	ISP Reimbursement - 12/1 - 2/28	04/24/2025	50.85
16590	Wavelet Avent	ISP Reimbursement - 12/1 - 2/28	04/24/2025	50.85
16591	Wayne Stedman	ISP Reimbursement - 12/1 - 2/28	04/24/2025	50.85

Southern California

Check Register

For the period ended April 30, 2025

Check Number	Vendor Name	Transaction Description	Check Date	Check Amount
16592	Wendy Chiang	ISP Reimbursement - 12/1 - 2/28	04/24/2025	50.85
16593	Wendy Miller	ISP Reimbursement - 12/1 - 2/28	04/24/2025	50.85
16594	Wendy Smith	ISP Reimbursement - 12/1 - 2/28	04/24/2025	50.85
16595	Wesley Howard	ISP Reimbursement - 12/1 - 2/28	04/24/2025	50.85
16596	Whitney Dvorak	ISP Reimbursement - 12/1 - 2/28	04/24/2025	50.85
16597	Whitney Peterson	ISP Reimbursement - 12/1 - 2/28	04/24/2025	50.85
16598	Wilber Quintanilla	ISP Reimbursement - 12/1 - 2/28	04/24/2025	50.85
16599	William Garcia	ISP Reimbursement - 12/1 - 2/28	04/24/2025	50.85
16600	William Goodwin	ISP Reimbursement - 12/1 - 2/28	04/24/2025	50.85
16601	Wonanetta Graves	ISP Reimbursement - 12/1 - 2/28	04/24/2025	50.85
16602	Xerses Ducusin	ISP Reimbursement - 12/1 - 2/28	04/24/2025	50.85
16603	Xi Xiao	ISP Reimbursement - 12/1 - 2/28	04/24/2025	50.85
16604	Xia Zhang	ISP Reimbursement - 12/1 - 2/28	04/24/2025	50.85
16605	Xiaolei Astua	ISP Reimbursement - 12/1 - 2/28	04/24/2025	50.85
16606	Xochilt Naranjo	ISP Reimbursement - 12/1 - 2/28	04/24/2025	50.85
16607	Yadgar Doster Haynes	ISP Reimbursement - 12/1 - 2/28	04/24/2025	50.85
16608	Yadira Dondiego	ISP Reimbursement - 12/1 - 2/28	04/24/2025	50.85
16609	Yaminah Akl	ISP Reimbursement - 12/1 - 2/28	04/24/2025	50.85
16610	Yaneth Garcia Lopez	ISP Reimbursement - 12/1 - 2/28	04/24/2025	50.85
16611	Yanna Huang	ISP Reimbursement - 12/1 - 2/28	04/24/2025	33.90
16612	Yaroslava Mekh	ISP Reimbursement - 12/1 - 2/28	04/24/2025	50.85
16613	Yegor Malyshev	ISP Reimbursement - 12/1 - 2/28	04/24/2025	50.85
16614	Yekaterina Nurdyke	ISP Reimbursement - 12/1 - 2/28	04/24/2025	50.85
16615	Yelena Kalashnikova	ISP Reimbursement - 12/1 - 2/28	04/24/2025	50.85
16616	Yeny Perez	ISP Reimbursement - 12/1 - 2/28	04/24/2025	50.85
16617	Yesenia Guzman	ISP Reimbursement - 12/1 - 2/28	04/24/2025	33.90
16618	Yesenia Hernandez	ISP Reimbursement - 12/1 - 2/28	04/24/2025	50.85
16619	Yesenia Nava	ISP Reimbursement - 12/1 - 2/28	04/24/2025	50.85
16620	Yesenia Serafin	ISP Reimbursement - 12/1 - 2/28	04/24/2025	50.85
16621	Yessenia Duque	ISP Reimbursement - 12/1 - 2/28	04/24/2025	50.85
16622	Yessenia Gaines	ISP Reimbursement - 12/1 - 2/28	04/24/2025	50.85
16623	Yessica Ruiz	ISP Reimbursement - 12/1 - 2/28	04/24/2025	50.85
16624	Yoana Reyes Leal	ISP Reimbursement - 12/1 - 2/28	04/24/2025	50.85
16625	Yoko Kokubo	ISP Reimbursement - 12/1 - 2/28	04/24/2025	50.85
16626	Yolanda Hernandez	ISP Reimbursement - 12/1 - 2/28	04/24/2025	50.85
16627	Yolanda R Harris	ISP Reimbursement - 12/1 - 2/28	04/24/2025	50.85
16628	Yolanda Repreza	ISP Reimbursement - 12/1 - 2/28	04/24/2025	50.85
16629	Yolanda Ruiz	ISP Reimbursement - 12/1 - 2/28	04/24/2025	50.85
16630	Yosselin Garcia	ISP Reimbursement - 12/1 - 2/28	04/24/2025	50.85
16631	Youcef Hamida	ISP Reimbursement - 12/1 - 2/28	04/24/2025	50.85
16632	Youngna Lee	ISP Reimbursement - 12/1 - 2/28	04/24/2025	50.85
16633	Yovami Miranda	ISP Reimbursement - 12/1 - 2/28	04/24/2025	50.85
16634	Yovell Simmons	ISP Reimbursement - 12/1 - 2/28	04/24/2025	50.85
16635	Yu Thao	ISP Reimbursement - 12/1 - 2/28	04/24/2025	50.85
16636	Yue Li	ISP Reimbursement - 12/1 - 2/28	04/24/2025	50.85
16637	Yuliana Hernandez	ISP Reimbursement - 12/1 - 2/28	04/24/2025	50.85
16638	Yunuen Del Castillo	ISP Reimbursement - 12/1 - 2/28	04/24/2025	33.90
16639	Yuridiana Contreras	ISP Reimbursement - 12/1 - 2/28	04/24/2025	33.90
16640	Yusof Algahim	ISP Reimbursement - 12/1 - 2/28	04/24/2025	50.85
16641	Yvette Comparan	ISP Reimbursement - 12/1 - 2/28	04/24/2025	50.85
16642	Yvette Robinson	ISP Reimbursement - 12/1 - 2/28	04/24/2025	50.85
16643	Yvette Viera	ISP Reimbursement - 12/1 - 2/28	04/24/2025	50.85
16644	Yvonne Torres	ISP Reimbursement - 12/1 - 2/28	04/24/2025	50.85
16645	Zachia Walder	ISP Reimbursement - 12/1 - 2/28	04/24/2025	50.85
16646	Zaira Fernandez	ISP Reimbursement - 12/1 - 2/28	04/24/2025	50.85
16647	Zarghoona Sanger	ISP Reimbursement - 12/1 - 2/28	04/24/2025	50.85
16648	Zarina Sears	ISP Reimbursement - 12/1 - 2/28	04/24/2025	50.85
16649	Zeeb Israel	ISP Reimbursement - 12/1 - 2/28	04/24/2025	50.85
16650	Zenaida Garcia	ISP Reimbursement - 12/1 - 2/28	04/24/2025	50.85
16651	Zeneyda Walla	ISP Reimbursement - 12/1 - 2/28	04/24/2025	50.85
16652	Zhan Wang	ISP Reimbursement - 12/1 - 2/28	04/24/2025	50.85
16653	Zheila Zorrilla	ISP Reimbursement - 12/1 - 2/28	04/24/2025	50.85
16654	Zhiying Ma	ISP Reimbursement - 12/1 - 2/28	04/24/2025	50.85
16655	Zhuqing Chen	ISP Reimbursement - 12/1 - 2/28	04/24/2025	50.85
16656	Zilvinas Vilutis	ISP Reimbursement - 12/1 - 2/28	04/24/2025	50.85
16657	Zion Davis	ISP Reimbursement - 12/1 - 2/28	04/24/2025	50.85
16658	Zipporah Randle	ISP Reimbursement - 12/1 - 2/28	04/24/2025	50.85
16659	Zoe Tov	ISP Reimbursement - 12/1 - 2/28	04/24/2025	50.85
16660	Zuhaf Haseeb	ISP Reimbursement - 12/1 - 2/28	04/24/2025	50.85
16661	Zuleica Perez	ISP Reimbursement - 12/1 - 2/28	04/24/2025	16.95

Southern California

Check Register

For the period ended April 30, 2025

Check Number	Vendor Name	Transaction Description	Check Date	Check Amount
16662	Zulema Hernandez	ISP Reimbursement - 12/1 - 2/28	04/24/2025	50.85
16663	Zulma Hoffman	ISP Reimbursement - 12/1 - 2/28	04/24/2025	50.85
16664	Zwah Beyard	ISP Reimbursement - 12/1 - 2/28	04/24/2025	50.85
16666	Tanisha Johnson	ISP Reimbursement - 12/1 - 2/28	04/25/2025	50.85
16667	Tawana Blanks	ISP Reimbursement - 12/1 - 2/28	04/25/2025	50.85
16668	Jessica Flores	ISP Reimbursement - 12/1 - 2/28	04/25/2025	50.85
16669	CSC	Office Expense	04/29/2025	1,326.00
16670	Law Offices of Young, Minney & Corr LLP	Legal Svcs - 03/25	04/29/2025	9,170.95
16671	Milestones Therapy Group, A Prof. SLP Corporation	SpEd Svcs - 03/25	04/29/2025	132,066.30
16672	N2Y, LLC	Software 04/18/25 - 07/31/25	04/29/2025	717.15
16673	Pamela Krol	Reimb - Parking - 03/18/25-03/25/25	04/29/2025	8.70
16674	PC Connection Sales Corp	School Supplies	04/29/2025	87.50
16675	Pitney Bowes Inc	Postage Meter Lease - 05/20/25 - 08/19/25	04/29/2025	841.28
16676	SOFTMSP LLC	IT Supplies	04/29/2025	478.02
16677	US Bank Equipment Finance	Equipment Lease - Tax & Fees - 04/08/25-05/08/25	04/29/2025	1,050.53
16678	Womble Bond Dickinson (US) LLP	Legal Svcs 03/25	04/29/2025	200.00
ACH	Mindful Neuron Center PC	SpEd Svcs - 02/25	04/03/2025	2,031.25
ACH	Brandastic, Inc.	Marketing Svcs	04/09/2025	7,500.00
ACH	Melissa Santander	SpEd Svcs - 03/25	04/09/2025	600.00
ACH	NJA Therapy Services, Inc.	SpEd Svcs - 03/25	04/16/2025	9,139.41
ACH	Mindful Neuron Center PC	SpEd Svcs - 03/25	04/16/2025	1,796.88
ACH	InterPres Corporation	Rent	04/24/2025	31,114.80
ACH	Brandastic, Inc.	Marketing Svcs	04/29/2025	6,340.00
ACH	California Department of Tax and Fee Administration	Use Tax FY2024	04/14/2025	932.00
ACH	Chase Bank - 7959	Bank Fee	04/15/2025	243.19
VOID	Melissa Townley	ISP Reimbursement - 09/24 - 11/24	04/03/2025	VOID
VOID	Cristal Patnett	ISP Reimbursement - 09/24 - 11/24	04/03/2025	VOID
VOID	Cynthia Mendez	ISP Reimbursement - 09/24 - 11/24	04/03/2025	VOID
VOID	Kate B Rhaburn	ISP Reimbursement - 09/24 - 11/24	04/03/2025	VOID
VOID	Suzanna Philbrook	ISP Reimbursement - 09/24 - 11/24	04/03/2025	VOID
VOID	Isabelle Flores	ISP Reimbursement - 12/1 - 2/28	04/25/2025	VOID
VOID	Jacklyn Vasquez	ISP Reimbursement - 12/1 - 2/28	04/22/2025	VOID
VOID	Isabelle Flores	ISP Reimbursement - 12/1 - 2/28	04/25/2025	VOID
			Total Disbursements	<u>1,642,434.40</u>

Central Valley

Check Register

For the period ended April 30, 2025

Check Number	Vendor Name	Transaction Description	Check Date	Check Amount
40120	El Paseo Childrens Center Inc.	SpEd Svcs - 01/25	04/03/2025	\$ 43,764.34
40121	Specialized Therapy Services Inc	SpEd Svcs - 02/25	04/03/2025	45.00
40122	Effectual Educational Consulting Services	SpEd Svcs - 01/25	04/09/2025	18,320.10
40123	Oxford Consulting Services Inc.	SpEd Svcs - 02/25	04/09/2025	3,405.50
40124	Community Therapy Services	SpEd Svcs - 01/25	04/16/2025	2,965.00
40125	Jostens	Graduation Supplies	04/24/2025	165.88
40126	El Paseo Childrens Center Inc.	SpEd Svcs - 01/25 - 02/25	04/29/2025	62,762.40
			Total Disbursements	\$ 131,428.22

Northern California

Check Register

For the period ended April 30, 2025

Check Number	Vendor Name	Transaction Description	Check Date	Check Amount
60381	Alameda County Agricultural Fair Association	Facilities Rental - EOY Festival - Final Payment - 05/28/25	04/03/2025	\$ 9,313.00
60382	Bromberg & Associates, LLC	SpEd Svcs - 02/25	04/03/2025	1,540.00
60383	El Paseo Childrens Center Inc.	SpEd Svcs - 01/25	04/03/2025	90,249.62
60384	Jessica Corona	Grad Nite Ticket Refund ST: 11261	04/03/2025	248.00
60385	Charter Communications	Communication Svcs - 04/25	04/09/2025	419.96
60386	Easy Envelopes	Office Supplies	04/09/2025	347.00
60387	Effectual Educational Consulting Services	SpEd Svcs - 02/25	04/09/2025	16,650.00
60388	Oxford Consulting Services Inc.	SpEd Svcs - 02/25	04/09/2025	8,956.72
60389	██████████	Utilities Svcs - 02/25/25-03/26/25	04/09/2025	175.63
60390	██████████	Reimb - SpEd Svcs - 04/25	04/09/2025	1,554.00
60391	Community Therapy Services	SpEd Svcs - 01/25	04/16/2025	3,815.00
60392	Law Offices of Young, Minney & Corr LLP	Legal Svcs - 10/24 - 12/24 - SpEd	04/16/2025	34,650.00
60393	██████████	SpEd Svcs - 02/25	04/16/2025	704.00
60394	Alhambra	Office Supplies	04/24/2025	57.44
60395	AT&T - 6652	Communication Svcs - 04/07/25 - 05/06/25	04/24/2025	1,080.42
60396	Corodata Shredding Inc	Shredding Svcs - 03/25	04/24/2025	53.61
60397	Jostens	Graduation Supplies	04/24/2025	165.88
60398	Specialized Therapy Services Inc	SpEd Svcs - 03/25	04/24/2025	326.00
60399	El Paseo Childrens Center Inc.	SpEd Svcs - 01/25 - 02/25	04/29/2025	83,837.35
60400	GreenWorks Commerical Janitorial Services	Janitorial Svcs - 04/25	04/29/2025	1,250.00
60401	Purchase Power-6016	Postage Meter & Shipping - 02/25	04/29/2025	546.00
ACH	Brekke Real Estate Inc.	Rent - 04/25	04/02/2025	8,171.63
ACH	Yardi Service Charge	Service fee for rent payment	04/02/2025	0.95
ACH	Chase Bank - 7975	Bank Fee	04/15/2025	101.83
ACH	Modesto Irrigation District	Utility Svcs	04/25/2025	227.35
Total Disbursements				\$ 264,441.39

North Bay

Check Register

For the period ended April 30, 2025

Check Number	Vendor Name	Transaction Description	Check Date	Check Amount
30079	Effectual Educational Consulting Services	SpEd Svcs - 01/25	04/03/2025	\$ 2,140.50
30080	El Paseo Childrens Center Inc.	SpEd Svcs - 01/25	04/03/2025	6,834.00
30081	Effectual Educational Consulting Services	SpEd Svcs - 02/25	04/09/2025	1,350.50
30082	Oxford Consulting Services Inc.	SpEd Svcs - 02/25	04/09/2025	1,469.00
30083	Community Therapy Services	SpEd Svcs - 01/25	04/16/2025	780.00
30084	Jostens	Graduation Supplies	04/24/2025	104.46
30085	Specialized Therapy Services Inc.	SpEd Svcs - 03/25	04/24/2025	275.00
30086	El Paseo Childrens Center Inc.	SpEd Svcs - 01/25 - 02/25	04/29/2025	7,513.90
30087	Moving With Confidence	SpEd Svcs - 03/25 - 04/25	04/29/2025	1,500.00
Total Disbursements				\$ 21,967.36

Monterey Bay

Check Register

For the period ended April 30, 2025

Check Number	Vendor Name	Transaction Description	Check Date	Check Amount
20092	Effectual Educational Consulting Services	SpEd Svcs - 02/25	04/03/2025	\$ 3,858.00
20093	El Paseo Childrens Center Inc.	SpEd Svcs - 01/25	04/03/2025	21,452.46
20094	Effectual Educational Consulting Services	SpEd Svcs - 01/25	04/09/2025	3,025.00
20095	Oxford Consulting Services Inc.	SpEd Svcs - 02/25	04/09/2025	1,984.56
20096	Community Therapy Services	SpEd Svcs - 01/25	04/16/2025	1,735.00
20097	Jostens	Graduation Supplies	04/24/2025	165.88
20098	Specialized Therapy Services Inc.	SpEd Svcs - 03/25	04/24/2025	234.00
20099	El Paseo Childrens Center Inc.	SpEd Svcs - 02/25	04/29/2025	31,570.03
Total Disbursements				\$ 64,024.93

Central Coast

Check Register

For the period ended April 30, 2025

Check Number	Vendor Name	Transaction Description	Check Date	Check Amount
70068	Effectual Educational Consulting Services	SpEd Svcs - 02/25	04/03/2025	\$ 7,960.00
70069	El Paseo Childrens Center Inc.	SpEd Svcs - 01/25	04/03/2025	3,414.60
70070	Jostens	Graduation Supplies	04/24/2025	104.46
70071	El Paseo Childrens Center Inc.	SpEd Svcs - 02/25	04/29/2025	6,911.80
Total Disbursements				\$ 18,390.86

Coversheet

Educational Services Update

Section: III. Oral Reports
Item: E. Educational Services Update
Purpose: FYI
Submitted by:

Related Material:

2025_Local_Indicator_Self-Reflection_24-25_Indicators_California_Connections_Academy_Central_Valley_20250604.pdf

2025_Local_Indicator_Self-Reflection_24-25_Indicators_California_Connections_Academy_North_Bay_20250604.pdf

2025_Local_Indicator_Self-Reflection_24-25_Indicators_California_Connections_Academy_Southern_California_20250604 (1).pdf

2025_Local_Indicator_Self-Reflection_24-25_Indicators_California_Connections_Academy_Monterey_Bay_20250604.pdf

2025_Local_Indicator_Self-Reflection_24-25_Indicators_California_Connections_Academy_Northern_California_20250604 (2).pdf

2025_Local_Indicator_Self-Reflection_24-25_Indicators_California_Connections_Academy_Central_Coast_20250604.pdf



California Online Public Schools

2025-26 Local Performance Indicator Self-Reflection

Local Educational Agency (LEA)	Contact Name and Title	Email and Phone
California Online Public Schools Central Valley	Dr. Richard Savage Superintendent	rsavage@californiaops.org (949) 461-1667

Introduction

The California State Board of Education (SBE) approved standards for the local indicators that support a local educational agency (LEA) in measuring and reporting progress within the appropriate priority area.

This template is intended as a drafting tool and based on the Local Performance Indicator Quick Guide published by CDE in January 2024.

Performance Standards

The approved performance standards require an LEA to:

- Annually measure its progress in meeting the requirements of the specific Local Control Funding Formula (LCFF) priority.
- Report the results as part of a non-consent item at the same public meeting of the local governing board/body at which the Local Control and Accountability Plan (LCAP) is adopted.
- Report results to the public through the Dashboard utilizing the SBE-adopted self-reflection tools for each local indicator.

This Quick Guide identifies the approved standards and self-reflection tools that an LEA will use to report its progress on the local indicators.

Local Indicators

The local indicators address the following state priority areas:

Appropriately Assigned Teachers, Access to Curriculum-Aligned Instructional Materials, and Safe, Clean and Functional School Facilities (LCFF Priority 1)

LEAs will provide the information below:

- Number/percentage of students without access to their own copies of standards-aligned instructional materials for use at school and at home

- Number of identified instances where facilities do not meet the “good repair” standard (including deficiencies and extreme deficiencies)

Note: The requested information are all data elements that are currently required as part of the School Accountability Report Card (SARC).

Note: LEAs are required to report the following to their local governing board/body in conjunction with the adoption of the LCAP:

- The LEA's Teacher Assignment Monitoring and Outcome data available at <https://www.cde.ca.gov/ds/ad/tamo.asp>.
- The number/percentage of students without access to their own copies of standards-aligned instructional materials for use at school and at home, and
- The number of identified instances where facilities do not meet the “good repair” standard (including deficiencies and extreme deficiencies)

Implementation of State Academic Standards (LCFF Priority 2)

The LEA annually measures its progress implementing state academic standards; the LEA then reports the results to its local governing board/body at the same public meeting at which the LCAP is adopted and reports to educational partners and the public through the Dashboard.

Parent and Family Engagement (LCFF Priority 3)

This measure addresses Parent and Family Engagement, including how an LEA builds relationships between school staff and families, builds partnerships for student outcomes and seeks input for decision-making.

LEAs report progress of how they have sought input from parents in decision-making and promoted parent participation in programs to its local governing board or body using the SBE-adopted self-reflection tool for Priority 3 at the same public meeting at which the LEA adopts its LCAP, and reports to educational partners and the public through the Dashboard.

School Climate (LCFF Priority 6)

The LEA administers an annual local climate survey that captures a valid measure of student perceptions of school safety and connectedness, in at least one grade within each grade span(s) the LEA serves (e.g., TK-5, 6-8, 9-12), and reports the results to its local governing board/body at the same public meeting at which the LCAP is adopted and to educational partners and the public through the Dashboard.

Access to a Broad Course of Study (LCFF Priority 7)

The LEA annually measures its progress in the extent to which students have access to, and are enrolled in, a broad course of study that includes the adopted courses of study specified in the California Education Code (EC) for Grades 1-6 and Grades 7-12, as applicable, including the programs and services developed and provided to unduplicated students and individuals with exceptional needs; the LEA then reports the results to its local governing board/body at the same public meeting at which the LCAP is adopted and reports to educational partners and the public through the Dashboard.

Coordination of Services for Expelled Students – County Office of Education (COE) Only (LCFF Priority 9)

The COE annually measures its progress in coordinating services for foster youth; the COE then reports the results to its local governing board/body at the same public meeting at which the LCAP is adopted and reports to educational partners and the public through the Dashboard.

Coordination of Services for Foster Youth – COE Only (LCFF Priority 10)

The COE annually measures its progress in coordinating services for foster youth; the COE then reports the results to its local governing board/body at the same public meeting at which the LCAP is adopted and reports to educational partners and the public through the Dashboard.

Self-Reflection Tools

An LEA uses the self-reflection tools included within the Dashboard to report its progress on the local performance indicator to educational partners and the public.

The self-reflection tools are embedded in the web-based Dashboard system and are also available in Word document format. In addition to using the self-reflection tools to report its progress on the local performance indicators to educational partners and the public, an LEA may use the self-reflection tools as a resource when reporting results to its local governing board. The approved self-reflection tools are provided below.

Appropriately Assigned Teachers, Access to Curriculum-Aligned Instructional Materials, and Safe, Clean and Functional School Facilities (LCFF Priority 1)

LEAs will provide the information below:

- Number/percentage of students without access to their own copies of standards-aligned instructional materials for use at school and at home
- Number of identified instances where facilities do not meet the “good repair” standard (including deficiencies and extreme deficiencies)

Note: The requested information are all data elements that are currently required as part of the School Accountability Report Card (SARC).

Note: LEAs are required to report the following to their local governing board/body in conjunction with the adoption of the LCAP:

- The LEA's Teacher Assignment Monitoring and Outcome data available at <https://www.cde.ca.gov/ds/ad/tamo.asp>.
- The number/percentage of students without access to their own copies of standards-aligned instructional materials for use at school and at home, and
- The number of identified instances where facilities do not meet the “good repair” standard (including deficiencies and extreme deficiencies)

Academic Year	Total Teaching FTE	Clear	Out-of-Field	Intern	Ineffective	Incomplete	Unknown	N/A
22-23	15.8	88.6	8.5	0	0	0.7	0	2.4

Access to Instructional Materials	Number	Percent
Students Without Access to Own Copies of Standards-Aligned Instructional Materials for Use at School and at Home	0	0

Facility Conditions	Number
Identified Instances Where Facilities Do Not Meet The “Good Repair” Standard (Including Deficiencies and Extreme Deficiencies)	0

Implementation of State Academic Standards (LCFF Priority 2)

OPTION 2: Reflection Tool

Recently Adopted Academic Standards and/or Curriculum Frameworks

1. Rate the LEA's progress in providing professional learning for teaching to the recently adopted academic standards and/or curriculum frameworks identified below.

Rating Scale (lowest to highest):

- 1 - Exploration and Research Phase
- 2 - Beginning Development
- 3 - Initial Implementation
- 4 - Full Implementation
- 5 - Full Implementation and Sustainability

Academic Standards	1	2	3	4	5
ELA – Common Core State Standards for ELA				4	
ELD (Aligned to ELA Standards)				4	
Mathematics – Common Core State Standards for Mathematics				4	
Next Generation Science Standards				4	
History-Social Science				4	

2. Rate the LEA's progress in making instructional materials that are aligned to the recently adopted academic standards and/or curriculum frameworks identified below available in all classrooms where the subject is taught.

Rating Scale (lowest to highest):

- 1 - Exploration and Research Phase
- 2 - Beginning Development
- 3 - Initial Implementation
- 4 - Full Implementation
- 5 - Full Implementation and Sustainability

Academic Standards	1	2	3	4	5
ELA – Common Core State Standards for ELA				4	
ELD (Aligned to ELA Standards)				4	
Mathematics – Common Core State Standards for Mathematics				4	
Next Generation Science Standards				4	
History-Social Science				4	

3. Rate the LEA’s progress in implementing policies or programs to support staff in identifying areas where they can improve in delivering instruction aligned to the recently adopted academic standards and/or curriculum frameworks identified below (e.g., collaborative time, focused classroom walkthroughs, teacher pairing).

Rating Scale (lowest to highest):

- 1 - Exploration and Research Phase
- 2 - Beginning Development
- 3 - Initial Implementation
- 4 - Full Implementation
- 5 - Full Implementation and Sustainability

Academic Standards	1	2	3	4	5
ELA – Common Core State Standards for ELA				4	
ELD (Aligned to ELA Standards)				4	
Mathematics – Common Core State Standards for Mathematics				4	
Next Generation Science Standards				4	
History-Social Science				4	

Other Adopted Academic Standards

4. Rate the LEA’s progress implementing each of the following academic standards adopted by the state board for all students.

Rating Scale (lowest to highest):

- 1 - Exploration and Research Phase
- 2 - Beginning Development
- 3 - Initial Implementation
- 4 - Full Implementation
- 5 - Full Implementation and Sustainability

Academic Standards	1	2	3	4	5	N/A
Career Technical Education				4		
Health Education Content Standards				4		
Physical Education Model Content Standards				4		
Visual and Performing Arts				4		
World Language				4		

Support for Teachers and Administrators

5. Rate the LEA’s success at engaging in the following activities with teachers and school administrators during the prior school year (including the summer preceding the prior school year).

Rating Scale (lowest to highest):

- 1 - Exploration and Research Phase
- 2 - Beginning Development
- 3 - Initial Implementation
- 4 - Full Implementation
- 5 - Full Implementation and Sustainability

Academic Standards	1	2	3	4	5
Identifying the professional learning needs of groups of teachers or staff as a whole				4	
Identifying the professional learning needs of individual teachers				4	
Providing support for teachers on the standards they have not yet mastered				4	

Optional Narrative (Limited to 1,500 characters)

6. Provide any additional information in the text box provided in the Dashboard that the LEA believes is relevant to understanding its progress implementing the academic standards adopted by the state board.

Parental Involvement and Family Engagement (LCFF Priority 3)

Introduction

Family engagement is an essential strategy for building pathways to college and career readiness for all students and is an essential component of a systems approach to improving outcomes for all students. More than 30 years of research has shown that family engagement can lead to improved student outcomes (e.g., attendance, engagement, academic outcomes, social emotional learning, etc.).

Consistent with the California Department of Education’s (CDE’s) Family Engagement Toolkit: ¹

- Effective and authentic family engagement has been described as an intentional partnership of educators, families and community members who share responsibility for a child from the time they are born to becoming an adult.
- To build an effective partnership, educators, families, and community members need to develop the knowledge and skills to work together, and schools must purposefully integrate family and community engagement with goals for students' learning and thriving.

The LCFF legislation recognized the importance of family engagement by requiring LEAs to address Priority 3 within their LCAP. The self-reflection tool described below enables LEAs to reflect upon their implementation of family engagement as part of their continuous improvement process and prior to updating their LCAP.

For LEAs to engage all families equitably, it is necessary to understand the cultures, languages, needs and interests of families in the local area. Furthermore, developing family engagement policies, programs, and practices needs to be done in partnership with local families, using the tools of continuous improvement.

Instructions

This self-reflection tool is organized into three sections. Each section includes research and evidence-based practices in family engagement:

1. Building Relationships between School Staff and Families
2. Building Partnerships for Student Outcomes
3. Seeking Input for Decision-Making

Based on an evaluation of data, including educational partner input, an LEA uses this self-reflection tool to report on its progress successes and area(s) of need related to family engagement policies, programs, and practices. This tool will enable an LEA to engage in continuous improvement and determine next steps to make improvements in the areas identified. The results of the process should be used to inform the LCAP and its development process, including assessing prior year goals, actions and services and in modifying future goals, actions, and services in the LCAP.

LEAs are to implement the following self-reflection process:

1. Identify the diverse educational partners that need to participate in the self-reflection process in order to ensure input from all groups of families, staff and students in the LEA, including families of unduplicated students and families of individuals with exceptional needs as well as families of underrepresented students.
2. Engage educational partners in determining what data and information will be considered to complete the self-reflection tool. LEAs should consider how the practices apply to families of all student groups, including families of unduplicated students and families of individuals with exceptional needs as well as families of underrepresented students.
3. Based on the analysis of educational partner input and local data, identify the number which best indicates the LEA's current stage of implementation for each of the 12 practices using the following rating scale (lowest to highest):
 - 1 – Exploration and Research
 - 2 – Beginning Development
 - 3 – Initial Implementation
 - 4 – Full Implementation
 - 5 – Full Implementation and Sustainability
4. Based on the analysis of educational partner input and local data, respond to each of the prompts pertaining to each section of the tool.
5. Use the findings from the self-reflection process to inform the annual update to the LCAP and the LCAP development process, as well as the development of other school and district plans.

Sections of the Self-Reflection Tool

Section 1: Building Relationships Between School Staff and Families

Based on the analysis of educational partner input and local data, identify the number which best indicates the LEA's current stage of implementation for each practice in this section using the following rating scale (lowest to highest):

- 1 - Exploration and Research Phase
- 2 - Beginning Development
- 3 - Initial Implementation
- 4 - Full Implementation
- 5 - Full Implementation and Sustainability

Practices	Rating Scale Number
1. Rate the LEA's progress in developing the capacity of staff (i.e., administrators, teachers, and classified staff) to build trusting and respectful relationships with families.	5
2. Rate the LEA's progress in creating welcoming environments for all families in the community.	5
3. Rate the LEA's progress in supporting staff to learn about each family's strengths, cultures, languages, and goals for their children.	4

Practices	Rating Scale Number
4. Rate the LEA's progress in developing multiple opportunities for the LEA and school sites to engage in 2-way communication between families and educators using language that is understandable and accessible to families.	4

Building Relationships Dashboard Narrative Boxes (Limited to 3,000 characters)

1. Based on the analysis of educational partner input and local data, briefly describe the LEA's current strengths and progress in Building Relationships Between School Staff and Families.

We are very proud of our weekly contact rate with our students and their families and the progress we have made to ensure all students are building relationships with our teachers and school.

2. Based on the analysis of educational partner input and local data, briefly describe the LEA's focus area(s) for improvement in Building Relationships Between School Staff and Families.

We will continue to increase our efforts in our weekly contact rate. This is an area we are dedicated to continuing and improving for students and families.

3. Based on the analysis of educational partner input and local data, briefly describe how the LEA will improve engagement of underrepresented families identified during the self-reflection process in relation to Building Relationships Between School Staff and Families.

We will continue to find ways to better communicate with our families in their home language through verbal and written communication.

Section 2: Building Partnerships for Student Outcomes

Based on the analysis of educational partner input and local data, identify the number which best indicates the LEA's current stage of implementation for each practice in this section using the following rating scale (lowest to highest):

- 1 - Exploration and Research Phase
- 2 - Beginning Development
- 3 - Initial Implementation
- 4 - Full Implementation
- 5 - Full Implementation and Sustainability

Practices	Rating Scale Number
5. Rate the LEA's progress in providing professional learning and support to teachers and principals to improve a school's capacity to partner with families.	4
6. Rate the LEA's progress in providing families with information and resources to support student learning and development in the home.	4
7. Rate the LEA's progress in implementing policies or programs for teachers to meet with families and students to discuss student progress and ways to work together to support improved student outcomes.	5
8. Rate the LEA's progress in supporting families to understand and exercise their legal rights and advocate for their own students and all students.	5

Building Partnerships Dashboard Narrative Boxes (Limited to 3,000 characters)

1. Based on the analysis of educational partner input and local data, briefly describe the LEA's current strengths and progress in Building Partnerships for Student Outcomes.

We are pleased with the rate at which we are able to provide families with information and resources to support student learning in the home.

2. Based on the analysis of educational partner input and local data, briefly describe the LEA's focus area(s) for improvement in Building Partnerships for Student Outcomes.

We work hard to partner with caretakers and assist them in taking an active role in their students' education.

3. Based on the analysis of educational partner input and local data, briefly describe how the LEA will improve engagement of underrepresented families identified during the self-reflection process in relation to Building Partnerships for Student Outcomes.

We will continue to seek better ways to include and inform our families in their home languages at all levels of our program and school.

Section 3: Seeking Input for Decision-Making

Based on the analysis of educational partner input and local data, identify the number which best indicates the LEA's current stage of implementation for each practice in this section using the following rating scale (lowest to highest):

- 1 - Exploration and Research Phase
- 2 - Beginning Development
- 3 - Initial Implementation
- 4 - Full Implementation
- 5 - Full Implementation and Sustainability

Practices	Rating Scale Number
9. Rate the LEA's progress in building the capacity of and supporting principals and staff to effectively engage families in advisory groups and with decision-making.	4
10. Rate the LEA's progress in building the capacity of and supporting family members to effectively engage in advisory groups and decision-making.	4
11. Rate the LEA's progress in providing all families with opportunities to provide input on policies and programs, and implementing strategies to reach and seek input from any underrepresented groups in the school community.	4
12. Rate the LEA's progress in providing opportunities to have families, teachers, principals, and district administrators work together to plan, design, implement and evaluate family engagement activities at school and district levels.	4

Seeking Input for Decision-Making Dashboard Narrative Boxes (Limited to 3,000 characters)

1. Based on the analysis of educational partner input and local data, briefly describe the LEA's current strengths and progress in Seeking Input for Decision-Making.

We are a very collaborative organization. This is exemplified in this area by the fact that we rate high for seeking input for decision making.

2. Based on the analysis of educational partner input and local data, briefly describe the LEA's focus area(s) for improvement in Seeking Input for Decision-Making.

It is important to us that our staff and families know they have a voice, are heard, and actions are taken as a result of their input. We will continue to seek and encourage families and staff to provide us with input.

3. Based on the analysis of educational partner input and local data, briefly describe how the LEA will improve engagement of underrepresented families identified during the self-reflection process in relation to Seeking Input for Decision-Making.

We are dedicated to engaging all of our families in our school, including our underrepresented families. We take great care to ensure we are providing all of our families with tools and resources that will encourage them to be heard in our school. We will continue to improve these efforts with all of our families, especially our underrepresented students and families.

School Climate (LCFF Priority 6)

Introduction

The initial design of the Local Control Funding Formula recognized the critical role that positive school conditions and climate play in advancing student performance and equity. This recognition is grounded in a research base demonstrating that a positive school climate directly impacts indicators of success such as increased teacher retention, lower dropout rates, decreased incidences of violence, and higher student achievement.

In order to support comprehensive planning, LEAs need access to current data. The measurement of school climate provides LEAs with critical data that can be used to track progress in school climate for purposes of continuous improvement, and the ability to identify needs and implement changes to address local needs.

Introduction

LEAs are required, at a minimum, to annually administer a local climate survey. The survey must:

- Capture a valid measure of student perceptions of school safety and connectedness in at least one grade within each grade span the LEA serves (e.g. TK-5, 6-8, 9-12); and
- At a minimum, report disaggregated data by student groups identified in California Education Code 52052, when such data is available as part of the local school climate survey.

Based on the analysis of local data, including the local climate survey data, LEAs are to respond to the following three prompts. Each prompt response is limited to 3,000 characters. An LEA may provide hyperlink(s) to other documents as necessary within each prompt:

Prompt 1 (DATA): Describe the local climate survey data, including available data disaggregated by student groups. LEAs using surveys that provide an overall score, such as the California Healthy Kids Survey, are encouraged to report the overall score for all students as well as available student group scores. Responses may also include an analysis of a subset of specific items on a local survey and additional data collection tools that are particularly relevant to school conditions and climate.

For the 24-25 school year, our local climate survey data was collected using the Youth Truth survey, which was administered across grade bands in the 3-5, 6-7, and 9-12 grades. This survey provides a comprehensive snapshot of various aspects of the school environment, allowing us to assess student perceptions and experiences across different themes.

The overall scores for all students, as well as available student group scores, are as follows:

High School:

Engagement: 92%

Challenging coursework: 87%

Culture of respect: 94%

Relationships: 79%

College and career readiness: 78%

Middle School:

Engagement: 89%

Challenging coursework: 81%

Culture of respect: 97%

Relationships: 96%

Elementary School:

Engagement: 91%

Challenging coursework: 74%

Culture of respect: 99%

Relationships: 70%

These scores provide a snapshot of student perceptions across different grade bands. It's noteworthy that there are variations in scores across grade levels, indicating areas of strength as well as areas for improvement.

In addition to overall scores, we have conducted an analysis of a subset of specific items on the Youth Truth survey. For example, we have examined data related to themes such as engagement, challenging coursework, culture of respect, and relationships. This analysis allows us to gain deeper insights into specific aspects of the school climate and identify targeted strategies for improvement.

Overall, the local climate survey data collected through Youth Truth and additional data collection tools allow us to assess the school climate comprehensively, identify areas of strength and growth, and implement targeted interventions to create a positive and supportive learning environment for all students across grade bands.

Prompt 2 (MEANING): Describe key learnings, including identified needs and areas of strength determined through the analysis of data described in Prompt 1, including the available data disaggregated by student group.

Results from the 2024-2025 Youth Truth survey highlight what's working well at California Online Public Schools, along with a few key areas to strengthen.

Strengths:

Culture of Respect

Students across all grade levels report feeling respected and safe. Scores were especially strong in elementary (99%) and middle school (97%), showing a consistently positive school culture.

Challenging Coursework

High school students (87%) and middle school students (81%) feel challenged by their coursework, which reflects strong academic expectations and curriculum design.

Student Engagement

Engagement was high across the board—92% in high school, 91% in elementary, and 89% in middle school—indicating students are generally involved and interested in their learning.

Growth Areas:

College and Career Readiness

While 78% of high school students feel prepared, there is room to grow. Expanding career exploration, college planning, and dual enrollment opportunities will help better prepare students for life after high school.

Relationships (Elementary and High School)

Relationship scores were very strong in middle school (96%), but lower in elementary (70%) and high school (79%). There's a need to focus on building stronger connections between students and staff, especially at those levels.

Needs:

Academic Challenge in Elementary

Only 74% of elementary students reported that their coursework feels challenging. This shows a need to raise expectations and increase engagement with more rigorous, age-appropriate tasks.

Relationship Building in Elementary

The low relationship score in elementary school suggests a need for more activities that promote connection, like social-emotional learning, group work, and stronger teacher-student interaction.

Conclusion

Overall, the survey data show that students feel respected and engaged, especially in middle and high school. To keep improving, we will focus on building strong relationships in elementary and high school, increasing rigor in the younger grades, and continuing to grow our college and career readiness efforts.

Prompt 3 (USE): Describe any changes to existing plans, policies, or procedures that the LEA determines necessary in order to address areas of need identified through the analysis of local data and the identification of key learnings. Include any revisions, decisions, or actions the LEA has, or will, implement for continuous improvement purposes.

Based on the analysis of the local data and the identification of key learnings from the Youth Truth survey for the 24-25 school year, we have determined the need for changes to existing plans to address areas of need and promote continuous improvement within the school climate. These changes include revisions, decisions, and actions aimed at enhancing student engagement, college and career readiness, and overall school climate.

Enhancing Student Engagement:

- Incorporate a variety of instructional strategies to increase student engagement, such as project-based learning and cooperative learning activities.
- Promote Live Class engagement and interaction at all grade bands
- Creating flexible learning environments that accommodate diverse learning styles and preferences.

Improving College and Career Readiness:

- Refine college and career readiness programs that provide students with guidance on college exploration, application processes, financial aid options, and career pathways.
- Enhance counseling services to provide personalized support and guidance for students as they navigate post-secondary options.
- Strengthening partnerships with community organizations and agencies to provide resources and support for students and families in their college and career planning efforts.

Continued Emphasis on Positive Relationships:

- Enhance regular contacts and surveys to assess student perceptions of teacher-student relationships and school climate, with a focus on continuous improvement.
- Promote opportunities for meaningful student voice and input in school decision-making processes, such as School Advisory Committee meetings.

These changes reflect our commitment to using data-driven decision-making processes to inform continuous improvement efforts and ensure that all students have access to a safe, supportive, and engaging learning environment. By addressing areas of need identified through the analysis of local data, we aim to promote academic success and social-emotional well-being for all students.

Access to a Broad Course of Study (LCFF Priority 7)

LEAs provide a narrative summary of the extent to which all students have access to and are enrolled in a broad course of study by addressing, at a minimum, the following four prompts:

1. Briefly identify the locally selected measures or tools that the LEA is using to track the extent to which all students have access to, and are enrolled in, a broad course of study, based on grade spans, unduplicated student groups, and individuals with exceptional needs served. (response limited to 1,500 characters)

California Online Public Schools uses several locally selected measures and tools to monitor the extent to which all students, across grade spans, unduplicated student groups, and students with exceptional needs, have access to, and are enrolled in, a broad course of study. Course offerings are reviewed annually to align with staff credentialing, student interests, and academic needs. These offerings are also submitted to the Board for annual review and approval.

The online nature of our school allows for increased flexibility and access, as students are not limited by physical classroom schedules or locations. This ensures that all courses are virtually accessible to all students at any point during the school year.

To support high school students, particularly those at risk of falling behind, the school has implemented targeted programs such as Project Success, an internal credit recovery initiative. During the 2023–2024 school year, students in this program achieved an average course pass rate of 96%, a success rate that continued into the first semester of 2024–2025. In addition, since 2020, the school has operated its own in-house summer school program. This program was established to improve upon the outcomes of prior third-party summer options, which averaged a 50% pass rate. In contrast, the in-house program achieved a 73% pass rate in Summer 2024.

These measures reflect a strategic, data-informed approach to ensuring equitable access to a broad course of study for all students, while also proactively addressing graduation rates and learning loss.

- Using the locally selected measures or tools, summarize the extent to which all students have access to, and are enrolled in, a broad course of study. The summary should identify any differences across school sites and student groups in access to, and enrollment in, a broad course of study, and may describe progress over time in the extent to which all students have access to, and are enrolled in, a broad course of study. (response limited to 1,500 characters)

This measure is not applicable in terms of site-to-site comparisons, as each charter within California Online Public Schools operates as a single-school-site Local Educational Agency (LEA). However, within each school, all students have equitable access to a broad course of study, including the full range of curriculum and instructional tools. Each student is supported with an individualized academic program tailored to their educational needs, ensuring access to diverse learning opportunities across grade levels and subject areas.

- Given the results of the tool or locally selected measures, identify the barriers preventing the LEA from providing access to a broad course of study for all students. (response limited to 1,500 characters)

While California Online Public Schools is committed to offering a broad and diverse course of study, certain barriers may impact the availability of specific courses. Two primary factors influencing course offerings are teacher credentialing and student interest. In some cases, courses may be removed from the catalog due to low enrollment or lack of student demand. Additionally, when a teacher with a specialized credential departs, the school makes every effort to recruit a qualified replacement. If a replacement is not available within the school year, staff work closely with affected students and their families to identify appropriate alternative courses. This level of individualized support is particularly critical at the high school level, where course selection can directly impact graduation and college readiness.

- In response to the results of the tool or locally selected measures, what revisions, decisions, or new actions will the LEA implement, or has the LEA implemented, to ensure access to a broad course of study for all students? (response limited to 1,500 characters)

In response to our review of local data and tools, the high school electives department and counseling team collaboratively developed an informational electives website. This resource includes detailed course descriptions and guidance to help students make informed decisions about their elective options, supported by individualized counseling. Coupled with the student course selection form, this ensures equitable access to the full range of available high school electives.

As a virtual school, we also leverage a diverse selection of online curriculum vendors—such as FlexPoint, Edmentum, and CodeHS—to offer a wide breadth of engaging and rigorous elective courses. Furthermore, California Online Public Schools has established a College and Career Access Pathways (CCAP) Partnership Agreement with Saddleback College, expanding access to online dual enrollment opportunities for all high school students.



California Online Public Schools

2025-26 Local Performance Indicator Self-Reflection

Local Educational Agency (LEA)	Contact Name and Title	Email and Phone
California Online Public Schools North Bay	Dr. Richard Savage Superintendent	rsavage@californiaops.org (949) 467-1667

Introduction

The California State Board of Education (SBE) approved standards for the local indicators that support a local educational agency (LEA) in measuring and reporting progress within the appropriate priority area.

This template is intended as a drafting tool and based on the Local Performance Indicator Quick Guide published by CDE in January 2024.

Performance Standards

The approved performance standards require an LEA to:

- Annually measure its progress in meeting the requirements of the specific Local Control Funding Formula (LCFF) priority.
- Report the results as part of a non-consent item at the same public meeting of the local governing board/body at which the Local Control and Accountability Plan (LCAP) is adopted.
- Report results to the public through the Dashboard utilizing the SBE-adopted self-reflection tools for each local indicator.

This Quick Guide identifies the approved standards and self-reflection tools that an LEA will use to report its progress on the local indicators.

Local Indicators

The local indicators address the following state priority areas:

Appropriately Assigned Teachers, Access to Curriculum-Aligned Instructional Materials, and Safe, Clean and Functional School Facilities (LCFF Priority 1)

LEAs will provide the information below:

- Number/percentage of students without access to their own copies of standards-aligned instructional materials for use at school and at home

- Number of identified instances where facilities do not meet the “good repair” standard (including deficiencies and extreme deficiencies)

Note: The requested information are all data elements that are currently required as part of the School Accountability Report Card (SARC).

Note: LEAs are required to report the following to their local governing board/body in conjunction with the adoption of the LCAP:

- The LEA's Teacher Assignment Monitoring and Outcome data available at <https://www.cde.ca.gov/ds/ad/tamo.asp>.
- The number/percentage of students without access to their own copies of standards-aligned instructional materials for use at school and at home, and
- The number of identified instances where facilities do not meet the “good repair” standard (including deficiencies and extreme deficiencies)

Implementation of State Academic Standards (LCFF Priority 2)

The LEA annually measures its progress implementing state academic standards; the LEA then reports the results to its local governing board/body at the same public meeting at which the LCAP is adopted and reports to educational partners and the public through the Dashboard.

Parent and Family Engagement (LCFF Priority 3)

This measure addresses Parent and Family Engagement, including how an LEA builds relationships between school staff and families, builds partnerships for student outcomes and seeks input for decision-making.

LEAs report progress of how they have sought input from parents in decision-making and promoted parent participation in programs to its local governing board or body using the SBE-adopted self-reflection tool for Priority 3 at the same public meeting at which the LEA adopts its LCAP, and reports to educational partners and the public through the Dashboard.

School Climate (LCFF Priority 6)

The LEA administers an annual local climate survey that captures a valid measure of student perceptions of school safety and connectedness, in at least one grade within each grade span(s) the LEA serves (e.g., TK-5, 6-8, 9-12), and reports the results to its local governing board/body at the same public meeting at which the LCAP is adopted and to educational partners and the public through the Dashboard.

Access to a Broad Course of Study (LCFF Priority 7)

The LEA annually measures its progress in the extent to which students have access to, and are enrolled in, a broad course of study that includes the adopted courses of study specified in the California Education Code (EC) for Grades 1-6 and Grades 7-12, as applicable, including the programs and services developed and provided to unduplicated students and individuals with exceptional needs; the LEA then reports the results to its local governing board/body at the same public meeting at which the LCAP is adopted and reports to educational partners and the public through the Dashboard.

Coordination of Services for Expelled Students – County Office of Education (COE) Only (LCFF Priority 9)

The COE annually measures its progress in coordinating services for foster youth; the COE then reports the results to its local governing board/body at the same public meeting at which the LCAP is adopted and reports to educational partners and the public through the Dashboard.

Coordination of Services for Foster Youth – COE Only (LCFF Priority 10)

The COE annually measures its progress in coordinating services for foster youth; the COE then reports the results to its local governing board/body at the same public meeting at which the LCAP is adopted and reports to educational partners and the public through the Dashboard.

Self-Reflection Tools

An LEA uses the self-reflection tools included within the Dashboard to report its progress on the local performance indicator to educational partners and the public.

The self-reflection tools are embedded in the web-based Dashboard system and are also available in Word document format. In addition to using the self-reflection tools to report its progress on the local performance indicators to educational partners and the public, an LEA may use the self-reflection tools as a resource when reporting results to its local governing board. The approved self-reflection tools are provided below.

Appropriately Assigned Teachers, Access to Curriculum-Aligned Instructional Materials, and Safe, Clean and Functional School Facilities (LCFF Priority 1)

LEAs will provide the information below:

- Number/percentage of students without access to their own copies of standards-aligned instructional materials for use at school and at home
- Number of identified instances where facilities do not meet the “good repair” standard (including deficiencies and extreme deficiencies)

Note: The requested information are all data elements that are currently required as part of the School Accountability Report Card (SARC).

Note: LEAs are required to report the following to their local governing board/body in conjunction with the adoption of the LCAP:

- The LEA's Teacher Assignment Monitoring and Outcome data available at <https://www.cde.ca.gov/ds/ad/tamo.asp>.
- The number/percentage of students without access to their own copies of standards-aligned instructional materials for use at school and at home, and
- The number of identified instances where facilities do not meet the “good repair” standard (including deficiencies and extreme deficiencies)

Academic Year	Total Teaching FTE	Clear	Out-of-Field	Intern	Ineffective	Incomplete	Unknown	N/A
22-23	3.3	84.3	10.5	0	0	0.6	0	4.6

Access to Instructional Materials	Number	Percent
Students Without Access to Own Copies of Standards-Aligned Instructional Materials for Use at School and at Home	0	0

Facility Conditions	Number
Identified Instances Where Facilities Do Not Meet The “Good Repair” Standard (Including Deficiencies and Extreme Deficiencies)	0

Implementation of State Academic Standards (LCFF Priority 2)

OPTION 2: Reflection Tool

Recently Adopted Academic Standards and/or Curriculum Frameworks

1. Rate the LEA's progress in providing professional learning for teaching to the recently adopted academic standards and/or curriculum frameworks identified below.

Rating Scale (lowest to highest):

- 1 - Exploration and Research Phase
- 2 - Beginning Development
- 3 - Initial Implementation
- 4 - Full Implementation
- 5 - Full Implementation and Sustainability

Academic Standards	1	2	3	4	5
ELA – Common Core State Standards for ELA				4	
ELD (Aligned to ELA Standards)				4	
Mathematics – Common Core State Standards for Mathematics				4	
Next Generation Science Standards				4	
History-Social Science				4	

2. Rate the LEA's progress in making instructional materials that are aligned to the recently adopted academic standards and/or curriculum frameworks identified below available in all classrooms where the subject is taught.

Rating Scale (lowest to highest):

- 1 - Exploration and Research Phase
- 2 - Beginning Development
- 3 - Initial Implementation
- 4 - Full Implementation
- 5 - Full Implementation and Sustainability

Academic Standards	1	2	3	4	5
ELA – Common Core State Standards for ELA				4	
ELD (Aligned to ELA Standards)				4	
Mathematics – Common Core State Standards for Mathematics				4	
Next Generation Science Standards				4	
History-Social Science				4	

3. Rate the LEA’s progress in implementing policies or programs to support staff in identifying areas where they can improve in delivering instruction aligned to the recently adopted academic standards and/or curriculum frameworks identified below (e.g., collaborative time, focused classroom walkthroughs, teacher pairing).

Rating Scale (lowest to highest):

- 1 - Exploration and Research Phase
- 2 - Beginning Development
- 3 - Initial Implementation
- 4 - Full Implementation
- 5 - Full Implementation and Sustainability

Academic Standards	1	2	3	4	5
ELA – Common Core State Standards for ELA				4	
ELD (Aligned to ELA Standards)				4	
Mathematics – Common Core State Standards for Mathematics				4	
Next Generation Science Standards				4	
History-Social Science				4	

Other Adopted Academic Standards

4. Rate the LEA’s progress implementing each of the following academic standards adopted by the state board for all students.

Rating Scale (lowest to highest):

- 1 - Exploration and Research Phase
- 2 - Beginning Development
- 3 - Initial Implementation
- 4 - Full Implementation
- 5 - Full Implementation and Sustainability

Academic Standards	1	2	3	4	5	N/A
Career Technical Education				4		
Health Education Content Standards				4		
Physical Education Model Content Standards				4		
Visual and Performing Arts				4		
World Language				4		

Support for Teachers and Administrators

5. Rate the LEA's success at engaging in the following activities with teachers and school administrators during the prior school year (including the summer preceding the prior school year).

Rating Scale (lowest to highest):

- 1 - Exploration and Research Phase
- 2 - Beginning Development
- 3 - Initial Implementation
- 4 - Full Implementation
- 5 - Full Implementation and Sustainability

Academic Standards	1	2	3	4	5
Identifying the professional learning needs of groups of teachers or staff as a whole				4	
Identifying the professional learning needs of individual teachers				4	
Providing support for teachers on the standards they have not yet mastered				4	

Optional Narrative (Limited to 1,500 characters)

6. Provide any additional information in the text box provided in the Dashboard that the LEA believes is relevant to understanding its progress implementing the academic standards adopted by the state board.

Parental Involvement and Family Engagement (LCFF Priority 3)

Introduction

Family engagement is an essential strategy for building pathways to college and career readiness for all students and is an essential component of a systems approach to improving outcomes for all students. More than 30 years of research has shown that family engagement can lead to improved student outcomes (e.g., attendance, engagement, academic outcomes, social emotional learning, etc.).

Consistent with the California Department of Education's (CDE's) Family Engagement Toolkit: ¹

- Effective and authentic family engagement has been described as an intentional partnership of educators, families and community members who share responsibility for a child from the time they are born to becoming an adult.
- To build an effective partnership, educators, families, and community members need to develop the knowledge and skills to work together, and schools must purposefully integrate family and community engagement with goals for students' learning and thriving.

The LCFF legislation recognized the importance of family engagement by requiring LEAs to address Priority 3 within their LCAP. The self-reflection tool described below enables LEAs to reflect upon their implementation of family engagement as part of their continuous improvement process and prior to updating their LCAP.

For LEAs to engage all families equitably, it is necessary to understand the cultures, languages, needs and interests of families in the local area. Furthermore, developing family engagement policies, programs, and practices needs to be done in partnership with local families, using the tools of continuous improvement.

Instructions

This self-reflection tool is organized into three sections. Each section includes research and evidence-based practices in family engagement:

1. Building Relationships between School Staff and Families
2. Building Partnerships for Student Outcomes
3. Seeking Input for Decision-Making

Based on an evaluation of data, including educational partner input, an LEA uses this self-reflection tool to report on its progress successes and area(s) of need related to family engagement policies, programs, and practices. This tool will enable an LEA to engage in continuous improvement and determine next steps to make improvements in the areas identified. The results of the process should be used to inform the LCAP and its development process, including assessing prior year goals, actions and services and in modifying future goals, actions, and services in the LCAP.

LEAs are to implement the following self-reflection process:

1. Identify the diverse educational partners that need to participate in the self-reflection process in order to ensure input from all groups of families, staff and students in the LEA, including families of unduplicated students and families of individuals with exceptional needs as well as families of underrepresented students.
2. Engage educational partners in determining what data and information will be considered to complete the self-reflection tool. LEAs should consider how the practices apply to families of all student groups, including families of unduplicated students and families of individuals with exceptional needs as well as families of underrepresented students.
3. Based on the analysis of educational partner input and local data, identify the number which best indicates the LEA's current stage of implementation for each of the 12 practices using the following rating scale (lowest to highest):
 - 1 – Exploration and Research
 - 2 – Beginning Development
 - 3 – Initial Implementation
 - 4 – Full Implementation
 - 5 – Full Implementation and Sustainability
4. Based on the analysis of educational partner input and local data, respond to each of the prompts pertaining to each section of the tool.
5. Use the findings from the self-reflection process to inform the annual update to the LCAP and the LCAP development process, as well as the development of other school and district plans.

Sections of the Self-Reflection Tool

Section 1: Building Relationships Between School Staff and Families

Based on the analysis of educational partner input and local data, identify the number which best indicates the LEA's current stage of implementation for each practice in this section using the following rating scale (lowest to highest):

- 1 - Exploration and Research Phase
- 2 - Beginning Development
- 3 - Initial Implementation
- 4 - Full Implementation
- 5 - Full Implementation and Sustainability

Practices	Rating Scale Number
1. Rate the LEA's progress in developing the capacity of staff (i.e., administrators, teachers, and classified staff) to build trusting and respectful relationships with families.	5
2. Rate the LEA's progress in creating welcoming environments for all families in the community.	5
3. Rate the LEA's progress in supporting staff to learn about each family's strengths, cultures, languages, and goals for their children.	4

Practices	Rating Scale Number
4. Rate the LEA's progress in developing multiple opportunities for the LEA and school sites to engage in 2-way communication between families and educators using language that is understandable and accessible to families.	4

Building Relationships Dashboard Narrative Boxes (Limited to 3,000 characters)

1. Based on the analysis of educational partner input and local data, briefly describe the LEA's current strengths and progress in Building Relationships Between School Staff and Families.

We are very proud of our weekly contact rate with our students and their families and the progress we have made to ensure all students are building relationships with our teachers and school.

2. Based on the analysis of educational partner input and local data, briefly describe the LEA's focus area(s) for improvement in Building Relationships Between School Staff and Families.

We will continue to increase our efforts in our weekly contact rate. This is an area we are dedicated to continuing and improving for students and families.

3. Based on the analysis of educational partner input and local data, briefly describe how the LEA will improve engagement of underrepresented families identified during the self-reflection process in relation to Building Relationships Between School Staff and Families.

??We will continue to find ways to better communicate with our families in their home language through verbal and written communication.

Section 2: Building Partnerships for Student Outcomes

Based on the analysis of educational partner input and local data, identify the number which best indicates the LEA's current stage of implementation for each practice in this section using the following rating scale (lowest to highest):

- 1 - Exploration and Research Phase
- 2 - Beginning Development
- 3 - Initial Implementation
- 4 - Full Implementation
- 5 - Full Implementation and Sustainability

Practices	Rating Scale Number
5. Rate the LEA's progress in providing professional learning and support to teachers and principals to improve a school's capacity to partner with families.	4
6. Rate the LEA's progress in providing families with information and resources to support student learning and development in the home.	4
7. Rate the LEA's progress in implementing policies or programs for teachers to meet with families and students to discuss student progress and ways to work together to support improved student outcomes.	5
8. Rate the LEA's progress in supporting families to understand and exercise their legal rights and advocate for their own students and all students.	5

Building Partnerships Dashboard Narrative Boxes (Limited to 3,000 characters)

1. Based on the analysis of educational partner input and local data, briefly describe the LEA's current strengths and progress in Building Partnerships for Student Outcomes.

We are pleased with the rate at which we are able to provide families with information and resources to support student learning in the home.

2. Based on the analysis of educational partner input and local data, briefly describe the LEA's focus area(s) for improvement in Building Partnerships for Student Outcomes.

We work hard to partner with caretakers and assist them in taking an active role in their students' education.

3. Based on the analysis of educational partner input and local data, briefly describe how the LEA will improve engagement of underrepresented families identified during the self-reflection process in relation to Building Partnerships for Student Outcomes.

We will continue to seek better ways to include and inform our families in their home languages at all levels of our program and school.

Section 3: Seeking Input for Decision-Making

Based on the analysis of educational partner input and local data, identify the number which best indicates the LEA's current stage of implementation for each practice in this section using the following rating scale (lowest to highest):

- 1 - Exploration and Research Phase
- 2 - Beginning Development
- 3 - Initial Implementation
- 4 - Full Implementation
- 5 - Full Implementation and Sustainability

Practices	Rating Scale Number
9. Rate the LEA's progress in building the capacity of and supporting principals and staff to effectively engage families in advisory groups and with decision-making.	4
10. Rate the LEA's progress in building the capacity of and supporting family members to effectively engage in advisory groups and decision-making.	4
11. Rate the LEA's progress in providing all families with opportunities to provide input on policies and programs, and implementing strategies to reach and seek input from any underrepresented groups in the school community.	4
12. Rate the LEA's progress in providing opportunities to have families, teachers, principals, and district administrators work together to plan, design, implement and evaluate family engagement activities at school and district levels.	4

Seeking Input for Decision-Making Dashboard Narrative Boxes (Limited to 3,000 characters)

1. Based on the analysis of educational partner input and local data, briefly describe the LEA's current strengths and progress in Seeking Input for Decision-Making.

We are a very collaborative organization. This is exemplified in this area by the fact that we rate high for seeking input for decision making.

2. Based on the analysis of educational partner input and local data, briefly describe the LEA's focus area(s) for improvement in Seeking Input for Decision-Making.

It is important to us that our staff and families know they have a voice, are heard, and actions are taken as a result of their input. We will continue to seek and encourage families and staff to provide us with input.

3. Based on the analysis of educational partner input and local data, briefly describe how the LEA will improve engagement of underrepresented families identified during the self-reflection process in relation to Seeking Input for Decision-Making.

We are dedicated to engaging all of our families in our school, including our underrepresented families. We take great care to ensure we are providing all of our families with tools and resources that will encourage them to be heard in our school. We will continue to improve these efforts with all of our families, especially our underrepresented students and families.

School Climate (LCFF Priority 6)

Introduction

The initial design of the Local Control Funding Formula recognized the critical role that positive school conditions and climate play in advancing student performance and equity. This recognition is grounded in a research base demonstrating that a positive school climate directly impacts indicators of success such as increased teacher retention, lower dropout rates, decreased incidences of violence, and higher student achievement.

In order to support comprehensive planning, LEAs need access to current data. The measurement of school climate provides LEAs with critical data that can be used to track progress in school climate for purposes of continuous improvement, and the ability to identify needs and implement changes to address local needs.

Introduction

LEAs are required, at a minimum, to annually administer a local climate survey. The survey must:

- Capture a valid measure of student perceptions of school safety and connectedness in at least one grade within each grade span the LEA serves (e.g. TK-5, 6-8, 9-12); and
- At a minimum, report disaggregated data by student groups identified in California Education Code 52052, when such data is available as part of the local school climate survey.

Based on the analysis of local data, including the local climate survey data, LEAs are to respond to the following three prompts. Each prompt response is limited to 3,000 characters. An LEA may provide hyperlink(s) to other documents as necessary within each prompt:

Prompt 1 (DATA): Describe the local climate survey data, including available data disaggregated by student groups. LEAs using surveys that provide an overall score, such as the California Healthy Kids Survey, are encouraged to report the overall score for all students as well as available student group scores. Responses may also include an analysis of a subset of specific items on a local survey and additional data collection tools that are particularly relevant to school conditions and climate.

For the 24-25 school year, our local climate survey data was collected using the Youth Truth survey, which was administered across grade bands in the 3-5, 6-7, and 9-12 grades. This survey provides a comprehensive snapshot of various aspects of the school environment, allowing us to assess student perceptions and experiences across different themes.

The overall scores for all students, as well as available student group scores, are as follows:

High School:

Engagement: 92%

Challenging coursework: 87%

Culture of respect: 94%

Relationships: 79%

College and career readiness: 78%

Middle School:

Engagement: 89%

Challenging coursework: 81%

Culture of respect: 97%

Relationships: 96%

Elementary School:

Engagement: 91%

Challenging coursework: 74%

Culture of respect: 99%

Relationships: 70%

These scores provide a snapshot of student perceptions across different grade bands. It's noteworthy that there are variations in scores across grade levels, indicating areas of strength as well as areas for improvement.

In addition to overall scores, we have conducted an analysis of a subset of specific items on the Youth Truth survey. For example, we have examined data related to themes such as engagement, challenging coursework, culture of respect, and relationships. This analysis allows us to gain deeper insights into specific aspects of the school climate and identify targeted strategies for improvement.

Overall, the local climate survey data collected through Youth Truth and additional data collection tools allow us to assess the school climate comprehensively, identify areas of strength and growth, and implement targeted interventions to create a positive and supportive learning environment for all students across grade bands.

Prompt 2 (MEANING): Describe key learnings, including identified needs and areas of strength determined through the analysis of data described in Prompt 1, including the available data disaggregated by student group.

Results from the 2024-2025 Youth Truth survey highlight what's working well at California Online Public Schools, along with a few key areas to strengthen.

Strengths:

Culture of Respect

Students across all grade levels report feeling respected and safe. Scores were especially strong in elementary (99%) and middle school (97%), showing a consistently positive school culture.

Challenging Coursework

High school students (87%) and middle school students (81%) feel challenged by their coursework, which reflects strong academic expectations and curriculum design.

Student Engagement

Engagement was high across the board—92% in high school, 91% in elementary, and 89% in middle school—indicating students are generally involved and interested in their learning.

Growth Areas:

College and Career Readiness

While 78% of high school students feel prepared, there is room to grow. Expanding career exploration, college planning, and dual enrollment opportunities will help better prepare students for life after high school.

Relationships (Elementary and High School)

Relationship scores were very strong in middle school (96%), but lower in elementary (70%) and high school (79%). There's a need to focus on building stronger connections between students and staff, especially at those levels.

Needs:

Academic Challenge in Elementary

Only 74% of elementary students reported that their coursework feels challenging. This shows a need to raise expectations and increase engagement with more rigorous, age-appropriate tasks.

Relationship Building in Elementary

The low relationship score in elementary school suggests a need for more activities that promote connection, like social-emotional learning, group work, and stronger teacher-student interaction.

Conclusion

Overall, the survey data show that students feel respected and engaged, especially in middle and high school. To keep improving, we will focus on building strong relationships in elementary and high school, increasing rigor in the younger grades, and continuing to grow our college and career readiness efforts.

Prompt 3 (USE): Describe any changes to existing plans, policies, or procedures that the LEA determines necessary in order to address areas of need identified through the analysis of local data and the identification of key learnings. Include any revisions, decisions, or actions the LEA has, or will, implement for continuous improvement purposes.

Based on the analysis of the local data and the identification of key learnings from the Youth Truth survey for the 24-25 school year, we have determined the need for changes to existing plans to address areas of need and promote continuous improvement within the school climate. These changes include revisions, decisions, and actions aimed at enhancing student engagement, college and career readiness, and overall school climate.

Enhancing Student Engagement:

- Incorporate a variety of instructional strategies to increase student engagement, such as project-based learning and cooperative learning activities.
- Promote Live Class engagement and interaction at all grade bands
- Creating flexible learning environments that accommodate diverse learning styles and preferences.

Improving College and Career Readiness:

- Refine college and career readiness programs that provide students with guidance on college exploration, application processes, financial aid options, and career pathways.
- Enhance counseling services to provide personalized support and guidance for students as they navigate post-secondary options.
- Strengthening partnerships with community organizations and agencies to provide resources and support for students and families in their college and career planning efforts.

Continued Emphasis on Positive Relationships:

- Enhance regular contacts and surveys to assess student perceptions of teacher-student relationships and school climate, with a focus on continuous improvement.
- Promote opportunities for meaningful student voice and input in school decision-making processes, such as School Advisory Committee meetings.

These changes reflect our commitment to using data-driven decision-making processes to inform continuous improvement efforts and ensure that all students have access to a safe, supportive, and engaging learning environment. By addressing areas of need identified through the analysis of local data, we aim to promote academic success and social-emotional well-being for all students.

Access to a Broad Course of Study (LCFF Priority 7)

LEAs provide a narrative summary of the extent to which all students have access to and are enrolled in a broad course of study by addressing, at a minimum, the following four prompts:

1. Briefly identify the locally selected measures or tools that the LEA is using to track the extent to which all students have access to, and are enrolled in, a broad course of study, based on grade spans, unduplicated student groups, and individuals with exceptional needs served. (response limited to 1,500 characters)

California Online Public Schools uses several locally selected measures and tools to monitor the extent to which all students, across grade spans, unduplicated student groups, and students with exceptional needs, have access to, and are enrolled in, a broad course of study. Course offerings are reviewed annually to align with staff credentialing, student interests, and academic needs. These offerings are also submitted to the Board for annual review and approval.

The online nature of our school allows for increased flexibility and access, as students are not limited by physical classroom schedules or locations. This ensures that all courses are virtually accessible to all students at any point during the school year.

To support high school students, particularly those at risk of falling behind, the school has implemented targeted programs such as Project Success, an internal credit recovery initiative. During the 2023–2024 school year, students in this program achieved an average course pass rate of 96%, a success rate that continued into the first semester of 2024–2025. In addition, since 2020, the school has operated its own in-house summer school program. This program was established to improve upon the outcomes of prior third-party summer options, which averaged a 50% pass rate. In contrast, the in-house program achieved a 73% pass rate in Summer 2024.

These measures reflect a strategic, data-informed approach to ensuring equitable access to a broad course of study for all students, while also proactively addressing graduation rates and learning loss.

2. Using the locally selected measures or tools, summarize the extent to which all students have access to, and are enrolled in, a broad course of study. The summary should identify any differences across school sites and student groups in access to, and enrollment in, a broad course of study, and may describe progress over time in the extent to which all students have access to, and are enrolled in, a broad course of study. (response limited to 1,500 characters)

This measure is not applicable in terms of site-to-site comparisons, as each charter within California Online Public Schools operates as a single-school-site Local Educational Agency (LEA). However, within each school, all students have equitable access to a broad course of study, including the full range of curriculum and instructional tools. Each student is supported with an individualized academic program tailored to their educational needs, ensuring access to diverse learning opportunities across grade levels and subject areas.

3. Given the results of the tool or locally selected measures, identify the barriers preventing the LEA from providing access to a broad course of study for all students. (response limited to 1,500 characters)

While California Online Public Schools is committed to offering a broad and diverse course of study, certain barriers may impact the availability of specific courses. Two primary factors influencing course offerings are teacher credentialing and student interest. In some cases, courses may be removed from the catalog due to low enrollment or lack of student demand. Additionally, when a teacher with a specialized credential departs, the school makes every effort to recruit a qualified replacement. If a replacement is not available within the school year, staff work closely with affected students and their families to identify appropriate alternative courses. This level of individualized support is particularly critical at the high school level, where course selection can directly impact graduation and college readiness.

4. In response to the results of the tool or locally selected measures, what revisions, decisions, or new actions will the LEA implement, or has the LEA implemented, to ensure access to a broad course of study for all students? (response limited to 1,500 characters)

In response to our review of local data and tools, the high school electives department and counseling team collaboratively developed an informational electives website. This resource includes detailed course descriptions and guidance to help students make informed decisions about their elective options, supported by individualized counseling. Coupled with the student course selection form, this ensures equitable access to the full range of available high school electives.

As a virtual school, we also leverage a diverse selection of online curriculum vendors—such as FlexPoint, Edmentum, and CodeHS—to offer a wide breadth of engaging and rigorous elective courses. Furthermore, California Online Public Schools has established a College and Career Access Pathways (CCAP) Partnership Agreement with Saddleback College, expanding access to online dual enrollment opportunities for all high school students.



California Online Public Schools

2025-26 Local Performance Indicator Self-Reflection

Local Educational Agency (LEA)	Contact Name and Title	Email and Phone
California Online Public Schools Southern California	Dr. Richard Savage Superintendent	rsavage@californiaops.org (949) 461-1667

Introduction

The California State Board of Education (SBE) approved standards for the local indicators that support a local educational agency (LEA) in measuring and reporting progress within the appropriate priority area.

This template is intended as a drafting tool and based on the Local Performance Indicator Quick Guide published by CDE in January 2024.

Performance Standards

The approved performance standards require an LEA to:

- Annually measure its progress in meeting the requirements of the specific Local Control Funding Formula (LCFF) priority.
- Report the results as part of a non-consent item at the same public meeting of the local governing board/body at which the Local Control and Accountability Plan (LCAP) is adopted.
- Report results to the public through the Dashboard utilizing the SBE-adopted self-reflection tools for each local indicator.

This Quick Guide identifies the approved standards and self-reflection tools that an LEA will use to report its progress on the local indicators.

Local Indicators

The local indicators address the following state priority areas:

Appropriately Assigned Teachers, Access to Curriculum-Aligned Instructional Materials, and Safe, Clean and Functional School Facilities (LCFF Priority 1)

LEAs will provide the information below:

- Number/percentage of students without access to their own copies of standards-aligned instructional materials for use at school and at home

- Number of identified instances where facilities do not meet the “good repair” standard (including deficiencies and extreme deficiencies)

Note: The requested information are all data elements that are currently required as part of the School Accountability Report Card (SARC).

Note: LEAs are required to report the following to their local governing board/body in conjunction with the adoption of the LCAP:

- The LEA's Teacher Assignment Monitoring and Outcome data available at <https://www.cde.ca.gov/ds/ad/tamo.asp>.
- The number/percentage of students without access to their own copies of standards-aligned instructional materials for use at school and at home, and
- The number of identified instances where facilities do not meet the “good repair” standard (including deficiencies and extreme deficiencies)

Implementation of State Academic Standards (LCFF Priority 2)

The LEA annually measures its progress implementing state academic standards; the LEA then reports the results to its local governing board/body at the same public meeting at which the LCAP is adopted and reports to educational partners and the public through the Dashboard.

Parent and Family Engagement (LCFF Priority 3)

This measure addresses Parent and Family Engagement, including how an LEA builds relationships between school staff and families, builds partnerships for student outcomes and seeks input for decision-making.

LEAs report progress of how they have sought input from parents in decision-making and promoted parent participation in programs to its local governing board or body using the SBE-adopted self-reflection tool for Priority 3 at the same public meeting at which the LEA adopts its LCAP, and reports to educational partners and the public through the Dashboard.

School Climate (LCFF Priority 6)

The LEA administers an annual local climate survey that captures a valid measure of student perceptions of school safety and connectedness, in at least one grade within each grade span(s) the LEA serves (e.g., TK-5, 6-8, 9-12), and reports the results to its local governing board/body at the same public meeting at which the LCAP is adopted and to educational partners and the public through the Dashboard.

Access to a Broad Course of Study (LCFF Priority 7)

The LEA annually measures its progress in the extent to which students have access to, and are enrolled in, a broad course of study that includes the adopted courses of study specified in the California Education Code (EC) for Grades 1-6 and Grades 7-12, as applicable, including the programs and services developed and provided to unduplicated students and individuals with exceptional needs; the LEA then reports the results to its local governing board/body at the same public meeting at which the LCAP is adopted and reports to educational partners and the public through the Dashboard.

Coordination of Services for Expelled Students – County Office of Education (COE) Only (LCFF Priority 9)

The COE annually measures its progress in coordinating services for foster youth; the COE then reports the results to its local governing board/body at the same public meeting at which the LCAP is adopted and reports to educational partners and the public through the Dashboard.

Coordination of Services for Foster Youth – COE Only (LCFF Priority 10)

The COE annually measures its progress in coordinating services for foster youth; the COE then reports the results to its local governing board/body at the same public meeting at which the LCAP is adopted and reports to educational partners and the public through the Dashboard.

Self-Reflection Tools

An LEA uses the self-reflection tools included within the Dashboard to report its progress on the local performance indicator to educational partners and the public.

The self-reflection tools are embedded in the web-based Dashboard system and are also available in Word document format. In addition to using the self-reflection tools to report its progress on the local performance indicators to educational partners and the public, an LEA may use the self-reflection tools as a resource when reporting results to its local governing board. The approved self-reflection tools are provided below.

Appropriately Assigned Teachers, Access to Curriculum-Aligned Instructional Materials, and Safe, Clean and Functional School Facilities (LCFF Priority 1)

LEAs will provide the information below:

- Number/percentage of students without access to their own copies of standards-aligned instructional materials for use at school and at home
- Number of identified instances where facilities do not meet the “good repair” standard (including deficiencies and extreme deficiencies)

Note: The requested information are all data elements that are currently required as part of the School Accountability Report Card (SARC).

Note: LEAs are required to report the following to their local governing board/body in conjunction with the adoption of the LCAP:

- The LEA's Teacher Assignment Monitoring and Outcome data available at <https://www.cde.ca.gov/ds/ad/tamo.asp>.
- The number/percentage of students without access to their own copies of standards-aligned instructional materials for use at school and at home, and
- The number of identified instances where facilities do not meet the “good repair” standard (including deficiencies and extreme deficiencies)

Academic Year	Total Teaching FTE	Clear	Out-of-Field	Intern	Ineffective	Incomplete	Unknown	N/A
22-23	170.1	89.1	5.9	0.0	0.7	2.7	0	1.6

Access to Instructional Materials	Number	Percent
Students Without Access to Own Copies of Standards-Aligned Instructional Materials for Use at School and at Home	0	0

Facility Conditions	Number
Identified Instances Where Facilities Do Not Meet The “Good Repair” Standard (Including Deficiencies and Extreme Deficiencies)	0

Implementation of State Academic Standards (LCFF Priority 2)

OPTION 2: Reflection Tool

Recently Adopted Academic Standards and/or Curriculum Frameworks

1. Rate the LEA's progress in providing professional learning for teaching to the recently adopted academic standards and/or curriculum frameworks identified below.

Rating Scale (lowest to highest):

- 1 - Exploration and Research Phase
- 2 - Beginning Development
- 3 - Initial Implementation
- 4 - Full Implementation
- 5 - Full Implementation and Sustainability

Academic Standards	1	2	3	4	5
ELA – Common Core State Standards for ELA				4	
ELD (Aligned to ELA Standards)				4	
Mathematics – Common Core State Standards for Mathematics				4	
Next Generation Science Standards				4	
History-Social Science				4	

2. Rate the LEA's progress in making instructional materials that are aligned to the recently adopted academic standards and/or curriculum frameworks identified below available in all classrooms where the subject is taught.

Rating Scale (lowest to highest):

- 1 - Exploration and Research Phase
- 2 - Beginning Development
- 3 - Initial Implementation
- 4 - Full Implementation
- 5 - Full Implementation and Sustainability

Academic Standards	1	2	3	4	5
ELA – Common Core State Standards for ELA				4	
ELD (Aligned to ELA Standards)				4	
Mathematics – Common Core State Standards for Mathematics				4	
Next Generation Science Standards				4	
History-Social Science				4	

3. Rate the LEA’s progress in implementing policies or programs to support staff in identifying areas where they can improve in delivering instruction aligned to the recently adopted academic standards and/or curriculum frameworks identified below (e.g., collaborative time, focused classroom walkthroughs, teacher pairing).

Rating Scale (lowest to highest):

- 1 - Exploration and Research Phase
- 2 - Beginning Development
- 3 - Initial Implementation
- 4 - Full Implementation
- 5 - Full Implementation and Sustainability

Academic Standards	1	2	3	4	5
ELA – Common Core State Standards for ELA				4	
ELD (Aligned to ELA Standards)				4	
Mathematics – Common Core State Standards for Mathematics				4	
Next Generation Science Standards				4	
History-Social Science				4	

Other Adopted Academic Standards

4. Rate the LEA’s progress implementing each of the following academic standards adopted by the state board for all students.

Rating Scale (lowest to highest):

- 1 - Exploration and Research Phase
- 2 - Beginning Development
- 3 - Initial Implementation
- 4 - Full Implementation
- 5 - Full Implementation and Sustainability

Academic Standards	1	2	3	4	5	N/A
Career Technical Education				4		
Health Education Content Standards				4		
Physical Education Model Content Standards				4		
Visual and Performing Arts				4		
World Language				4		

Support for Teachers and Administrators

5. Rate the LEA's success at engaging in the following activities with teachers and school administrators during the prior school year (including the summer preceding the prior school year).

Rating Scale (lowest to highest):

- 1 - Exploration and Research Phase
- 2 - Beginning Development
- 3 - Initial Implementation
- 4 - Full Implementation
- 5 - Full Implementation and Sustainability

Academic Standards	1	2	3	4	5
Identifying the professional learning needs of groups of teachers or staff as a whole				4	
Identifying the professional learning needs of individual teachers				4	
Providing support for teachers on the standards they have not yet mastered				4	

Optional Narrative (Limited to 1,500 characters)

6. Provide any additional information in the text box provided in the Dashboard that the LEA believes is relevant to understanding its progress implementing the academic standards adopted by the state board.

Parental Involvement and Family Engagement (LCFF Priority 3)

Introduction

Family engagement is an essential strategy for building pathways to college and career readiness for all students and is an essential component of a systems approach to improving outcomes for all students. More than 30 years of research has shown that family engagement can lead to improved student outcomes (e.g., attendance, engagement, academic outcomes, social emotional learning, etc.).

Consistent with the California Department of Education's (CDE's) Family Engagement Toolkit: ¹

- Effective and authentic family engagement has been described as an intentional partnership of educators, families and community members who share responsibility for a child from the time they are born to becoming an adult.
- To build an effective partnership, educators, families, and community members need to develop the knowledge and skills to work together, and schools must purposefully integrate family and community engagement with goals for students' learning and thriving.

The LCFF legislation recognized the importance of family engagement by requiring LEAs to address Priority 3 within their LCAP. The self-reflection tool described below enables LEAs to reflect upon their implementation of family engagement as part of their continuous improvement process and prior to updating their LCAP.

For LEAs to engage all families equitably, it is necessary to understand the cultures, languages, needs and interests of families in the local area. Furthermore, developing family engagement policies, programs, and practices needs to be done in partnership with local families, using the tools of continuous improvement.

Instructions

This self-reflection tool is organized into three sections. Each section includes research and evidence-based practices in family engagement:

1. Building Relationships between School Staff and Families
2. Building Partnerships for Student Outcomes
3. Seeking Input for Decision-Making

Based on an evaluation of data, including educational partner input, an LEA uses this self-reflection tool to report on its progress successes and area(s) of need related to family engagement policies, programs, and practices. This tool will enable an LEA to engage in continuous improvement and determine next steps to make improvements in the areas identified. The results of the process should be used to inform the LCAP and its development process, including assessing prior year goals, actions and services and in modifying future goals, actions, and services in the LCAP.

LEAs are to implement the following self-reflection process:

1. Identify the diverse educational partners that need to participate in the self-reflection process in order to ensure input from all groups of families, staff and students in the LEA, including families of unduplicated students and families of individuals with exceptional needs as well as families of underrepresented students.
2. Engage educational partners in determining what data and information will be considered to complete the self-reflection tool. LEAs should consider how the practices apply to families of all student groups, including families of unduplicated students and families of individuals with exceptional needs as well as families of underrepresented students.
3. Based on the analysis of educational partner input and local data, identify the number which best indicates the LEA's current stage of implementation for each of the 12 practices using the following rating scale (lowest to highest):
 - 1 – Exploration and Research
 - 2 – Beginning Development
 - 3 – Initial Implementation
 - 4 – Full Implementation
 - 5 – Full Implementation and Sustainability
4. Based on the analysis of educational partner input and local data, respond to each of the prompts pertaining to each section of the tool.
5. Use the findings from the self-reflection process to inform the annual update to the LCAP and the LCAP development process, as well as the development of other school and district plans.

Sections of the Self-Reflection Tool

Section 1: Building Relationships Between School Staff and Families

Based on the analysis of educational partner input and local data, identify the number which best indicates the LEA's current stage of implementation for each practice in this section using the following rating scale (lowest to highest):

- 1 - Exploration and Research Phase
- 2 - Beginning Development
- 3 - Initial Implementation
- 4 - Full Implementation
- 5 - Full Implementation and Sustainability

Practices	Rating Scale Number
1. Rate the LEA's progress in developing the capacity of staff (i.e., administrators, teachers, and classified staff) to build trusting and respectful relationships with families.	5
2. Rate the LEA's progress in creating welcoming environments for all families in the community.	5
3. Rate the LEA's progress in supporting staff to learn about each family's strengths, cultures, languages, and goals for their children.	4

Practices	Rating Scale Number
4. Rate the LEA's progress in developing multiple opportunities for the LEA and school sites to engage in 2-way communication between families and educators using language that is understandable and accessible to families.	4

Building Relationships Dashboard Narrative Boxes (Limited to 3,000 characters)

1. Based on the analysis of educational partner input and local data, briefly describe the LEA's current strengths and progress in Building Relationships Between School Staff and Families.

We are very proud of our weekly contact rate with our students and their families and the progress we have made to ensure all students are building relationships with our teachers and school.

2. Based on the analysis of educational partner input and local data, briefly describe the LEA's focus area(s) for improvement in Building Relationships Between School Staff and Families.

We will continue to increase our efforts in our contact rate. This is an area we are dedicated to continuing and improving for students and families.

3. Based on the analysis of educational partner input and local data, briefly describe how the LEA will improve engagement of underrepresented families identified during the self-reflection process in relation to Building Relationships Between School Staff and Families.

We will continue to find ways to better communicate with our families in their home language through verbal and written communication.

Section 2: Building Partnerships for Student Outcomes

Based on the analysis of educational partner input and local data, identify the number which best indicates the LEA's current stage of implementation for each practice in this section using the following rating scale (lowest to highest):

- 1 - Exploration and Research Phase
- 2 - Beginning Development
- 3 - Initial Implementation
- 4 - Full Implementation
- 5 - Full Implementation and Sustainability

Practices	Rating Scale Number
5. Rate the LEA's progress in providing professional learning and support to teachers and principals to improve a school's capacity to partner with families.	4
6. Rate the LEA's progress in providing families with information and resources to support student learning and development in the home.	4
7. Rate the LEA's progress in implementing policies or programs for teachers to meet with families and students to discuss student progress and ways to work together to support improved student outcomes.	5
8. Rate the LEA's progress in supporting families to understand and exercise their legal rights and advocate for their own students and all students.	5

Building Partnerships Dashboard Narrative Boxes (Limited to 3,000 characters)

1. Based on the analysis of educational partner input and local data, briefly describe the LEA's current strengths and progress in Building Partnerships for Student Outcomes.

We are pleased with the rate at which we are able to provide families with information and resources to support student learning in the home.

2. Based on the analysis of educational partner input and local data, briefly describe the LEA's focus area(s) for improvement in Building Partnerships for Student Outcomes.

We work hard to partner with caretakers and assist them in taking an active role in their students' education.

3. Based on the analysis of educational partner input and local data, briefly describe how the LEA will improve engagement of underrepresented families identified during the self-reflection process in relation to Building Partnerships for Student Outcomes.

We will continue to seek better ways to include and inform our families in their home languages at all levels of our program and school.

Section 3: Seeking Input for Decision-Making

Based on the analysis of educational partner input and local data, identify the number which best indicates the LEA's current stage of implementation for each practice in this section using the following rating scale (lowest to highest):

- 1 - Exploration and Research Phase
- 2 - Beginning Development
- 3 - Initial Implementation
- 4 - Full Implementation
- 5 - Full Implementation and Sustainability

Practices	Rating Scale Number
9. Rate the LEA's progress in building the capacity of and supporting principals and staff to effectively engage families in advisory groups and with decision-making.	4
10. Rate the LEA's progress in building the capacity of and supporting family members to effectively engage in advisory groups and decision-making.	4
11. Rate the LEA's progress in providing all families with opportunities to provide input on policies and programs, and implementing strategies to reach and seek input from any underrepresented groups in the school community.	4
12. Rate the LEA's progress in providing opportunities to have families, teachers, principals, and district administrators work together to plan, design, implement and evaluate family engagement activities at school and district levels.	4

Seeking Input for Decision-Making Dashboard Narrative Boxes (Limited to 3,000 characters)

1. Based on the analysis of educational partner input and local data, briefly describe the LEA's current strengths and progress in Seeking Input for Decision-Making.

We are a very collaborative organization. This is exemplified in this area by the fact that we rate high for seeking input for decision making.

2. Based on the analysis of educational partner input and local data, briefly describe the LEA's focus area(s) for improvement in Seeking Input for Decision-Making.

It is important to us that our staff and families know they have a voice, are heard, and actions are taken as a result of their input. We will continue to seek and encourage families and staff to provide us with input.

3. Based on the analysis of educational partner input and local data, briefly describe how the LEA will improve engagement of underrepresented families identified during the self-reflection process in relation to Seeking Input for Decision-Making.

We are dedicated to engaging all of our families in our school, including our underrepresented families. We take great care to ensure we are providing all of our families with tools and resources that will encourage them to be heard in our school. We will continue to improve these efforts with all of our families, especially our underrepresented students and families.

School Climate (LCFF Priority 6)

Introduction

The initial design of the Local Control Funding Formula recognized the critical role that positive school conditions and climate play in advancing student performance and equity. This recognition is grounded in a research base demonstrating that a positive school climate directly impacts indicators of success such as increased teacher retention, lower dropout rates, decreased incidences of violence, and higher student achievement.

In order to support comprehensive planning, LEAs need access to current data. The measurement of school climate provides LEAs with critical data that can be used to track progress in school climate for purposes of continuous improvement, and the ability to identify needs and implement changes to address local needs.

Introduction

LEAs are required, at a minimum, to annually administer a local climate survey. The survey must:

- Capture a valid measure of student perceptions of school safety and connectedness in at least one grade within each grade span the LEA serves (e.g. TK-5, 6-8, 9-12); and
- At a minimum, report disaggregated data by student groups identified in California Education Code 52052, when such data is available as part of the local school climate survey.

Based on the analysis of local data, including the local climate survey data, LEAs are to respond to the following three prompts. Each prompt response is limited to 3,000 characters. An LEA may provide hyperlink(s) to other documents as necessary within each prompt:

Prompt 1 (DATA): Describe the local climate survey data, including available data disaggregated by student groups. LEAs using surveys that provide an overall score, such as the California Healthy Kids Survey, are encouraged to report the overall score for all students as well as available student group scores. Responses may also include an analysis of a subset of specific items on a local survey and additional data collection tools that are particularly relevant to school conditions and climate.

For the 24-25 school year, our local climate survey data was collected using the Youth Truth survey, which was administered across grade bands in the 3-5, 6-7, and 9-12 grades. This survey provides a comprehensive snapshot of various aspects of the school environment, allowing us to assess student perceptions and experiences across different themes.

The overall scores for all students, as well as available student group scores, are as follows:

High School:

Engagement: 92%

Challenging coursework: 87%

Culture of respect: 94%

Relationships: 79%

College and career readiness: 78%

Middle School:

Engagement: 89%

Challenging coursework: 81%

Culture of respect: 97%

Relationships: 96%

Elementary School:

Engagement: 91%

Challenging coursework: 74%

Culture of respect: 99%

Relationships: 70%

These scores provide a snapshot of student perceptions across different grade bands. It's noteworthy that there are variations in scores across grade levels, indicating areas of strength as well as areas for improvement.

In addition to overall scores, we have conducted an analysis of a subset of specific items on the Youth Truth survey. For example, we have examined data related to themes such as engagement, challenging coursework, culture of respect, and relationships. This analysis allows us to gain deeper insights into specific aspects of the school climate and identify targeted strategies for improvement.

Overall, the local climate survey data collected through Youth Truth and additional data collection tools allow us to assess the school climate comprehensively, identify areas of strength and growth, and implement targeted interventions to create a positive and supportive learning environment for all students across grade bands.

Prompt 2 (MEANING): Describe key learnings, including identified needs and areas of strength determined through the analysis of data described in Prompt 1, including the available data disaggregated by student group.

Results from the 2024-2025 Youth Truth survey highlight what's working well at California Online Public Schools, along with a few key areas to strengthen.

Strengths:

Culture of Respect

Students across all grade levels report feeling respected and safe. Scores were especially strong in elementary (99%) and middle school (97%), showing a consistently positive school culture.

Challenging Coursework

High school students (87%) and middle school students (81%) feel challenged by their coursework, which reflects strong academic expectations and curriculum design.

Student Engagement

Engagement was high across the board—92% in high school, 91% in elementary, and 89% in middle school—indicating students are generally involved and interested in their learning.

Growth Areas:

College and Career Readiness

While 78% of high school students feel prepared, there is room to grow. Expanding career exploration, college planning, and dual enrollment opportunities will help better prepare students for life after high school.

Relationships (Elementary and High School)

Relationship scores were very strong in middle school (96%), but lower in elementary (70%) and high school (79%). There's a need to focus on building stronger connections between students and staff, especially at those levels.

Needs:

Academic Challenge in Elementary

Only 74% of elementary students reported that their coursework feels challenging. This shows a need to raise expectations and increase engagement with more rigorous, age-appropriate tasks.

Relationship Building in Elementary

The low relationship score in elementary school suggests a need for more activities that promote connection, like social-emotional learning, group work, and stronger teacher-student interaction.

Conclusion

Overall, the survey data show that students feel respected and engaged, especially in middle and high school. To keep improving, we will focus on building strong relationships in elementary and high school, increasing rigor in the younger grades, and continuing to grow our college and career readiness efforts.

Prompt 3 (USE): Describe any changes to existing plans, policies, or procedures that the LEA determines necessary in order to address areas of need identified through the analysis of local data and the identification of key learnings. Include any revisions, decisions, or actions the LEA has, or will, implement for continuous improvement purposes.

Based on the analysis of the local data and the identification of key learnings from the Youth Truth survey for the 24-25 school year, we have determined the need for changes to existing plans to address areas of need and promote continuous improvement within the school climate. These changes include revisions, decisions, and actions aimed at enhancing student engagement, college and career readiness, and overall school climate.

Enhancing Student Engagement:

- Incorporate a variety of instructional strategies to increase student engagement, such as project-based learning and cooperative learning activities.
- Promote Live Class engagement and interaction at all grade bands
- Creating flexible learning environments that accommodate diverse learning styles and preferences.

Improving College and Career Readiness:

- Refine college and career readiness programs that provide students with guidance on college exploration, application processes, financial aid options, and career pathways.
- Enhance counseling services to provide personalized support and guidance for students as they navigate post-secondary options.
- Strengthening partnerships with community organizations and agencies to provide resources and support for students and families in their college and career planning efforts.

Continued Emphasis on Positive Relationships:

- Enhance regular contacts and surveys to assess student perceptions of teacher-student relationships and school climate, with a focus on continuous improvement.
- Promote opportunities for meaningful student voice and input in school decision-making processes, such as School Advisory Committee meetings.

These changes reflect our commitment to using data-driven decision-making processes to inform continuous improvement efforts and ensure that all students have access to a safe, supportive, and engaging learning environment. By addressing areas of need identified through the analysis of local data, we aim to promote academic success and social-emotional well-being for all students.

Access to a Broad Course of Study (LCFF Priority 7)

LEAs provide a narrative summary of the extent to which all students have access to and are enrolled in a broad course of study by addressing, at a minimum, the following four prompts:

1. Briefly identify the locally selected measures or tools that the LEA is using to track the extent to which all students have access to, and are enrolled in, a broad course of study, based on grade spans, unduplicated student groups, and individuals with exceptional needs served. (response limited to 1,500 characters)

California Online Public Schools uses several locally selected measures and tools to monitor the extent to which all students, across grade spans, unduplicated student groups, and students with exceptional needs, have access to, and are enrolled in, a broad course of study. Course offerings are reviewed annually to align with staff credentialing, student interests, and academic needs. These offerings are also submitted to the Board for annual review and approval.

The online nature of our school allows for increased flexibility and access, as students are not limited by physical classroom schedules or locations. This ensures that all courses are virtually accessible to all students at any point during the school year.

To support high school students, particularly those at risk of falling behind, the school has implemented targeted programs such as Project Success, an internal credit recovery initiative. During the 2023–2024 school year, students in this program achieved an average course pass rate of 96%, a success rate that continued into the first semester of 2024–2025. In addition, since 2020, the school has operated its own in-house summer school program. This program was established to improve upon the outcomes of prior third-party summer options, which averaged a 50% pass rate. In contrast, the in-house program achieved a 73% pass rate in Summer 2024.

These measures reflect a strategic, data-informed approach to ensuring equitable access to a broad course of study for all students, while also proactively addressing graduation rates and learning loss.

- Using the locally selected measures or tools, summarize the extent to which all students have access to, and are enrolled in, a broad course of study. The summary should identify any differences across school sites and student groups in access to, and enrollment in, a broad course of study, and may describe progress over time in the extent to which all students have access to, and are enrolled in, a broad course of study. (response limited to 1,500 characters)

This measure is not applicable in terms of site-to-site comparisons, as each charter within California Online Public Schools operates as a single-school-site Local Educational Agency (LEA). However, within each school, all students have equitable access to a broad course of study, including the full range of curriculum and instructional tools. Each student is supported with an individualized academic program tailored to their educational needs, ensuring access to diverse learning opportunities across grade levels and subject areas.

- Given the results of the tool or locally selected measures, identify the barriers preventing the LEA from providing access to a broad course of study for all students. (response limited to 1,500 characters)

While California Online Public Schools is committed to offering a broad and diverse course of study, certain barriers may impact the availability of specific courses. Two primary factors influencing course offerings are teacher credentialing and student interest. In some cases, courses may be removed from the catalog due to low enrollment or lack of student demand. Additionally, when a teacher with a specialized credential departs, the school makes every effort to recruit a qualified replacement. If a replacement is not available within the school year, staff work closely with affected students and their families to identify appropriate alternative courses. This level of individualized support is particularly critical at the high school level, where course selection can directly impact graduation and college readiness.

- In response to the results of the tool or locally selected measures, what revisions, decisions, or new actions will the LEA implement, or has the LEA implemented, to ensure access to a broad course of study for all students? (response limited to 1,500 characters)

In response to our review of local data and tools, the high school electives department and counseling team collaboratively developed an informational electives website. This resource includes detailed course descriptions and guidance to help students make informed decisions about their elective options, supported by individualized counseling. Coupled with the student course selection form, this ensures equitable access to the full range of available high school electives.

As a virtual school, we also leverage a diverse selection of online curriculum vendors—such as FlexPoint, Edmentum, and CodeHS—to offer a wide breadth of engaging and rigorous elective courses. Furthermore, California Online Public Schools has established a College and Career Access Pathways (CCAP) Partnership Agreement with Saddleback College, expanding access to online dual enrollment opportunities for all high school students.



California Online Public Schools

2025-26 Local Performance Indicator Self-Reflection

Local Educational Agency (LEA)	Contact Name and Title	Email and Phone
California Online Public Schools Monterey Bay	Dr. Richard Savage Superintendent	rsavage@claiforniaops.org (949) 461-1667

Introduction

The California State Board of Education (SBE) approved standards for the local indicators that support a local educational agency (LEA) in measuring and reporting progress within the appropriate priority area.

This template is intended as a drafting tool and based on the Local Performance Indicator Quick Guide published by CDE in January 2024.

Performance Standards

The approved performance standards require an LEA to:

- Annually measure its progress in meeting the requirements of the specific Local Control Funding Formula (LCFF) priority.
- Report the results as part of a non-consent item at the same public meeting of the local governing board/body at which the Local Control and Accountability Plan (LCAP) is adopted.
- Report results to the public through the Dashboard utilizing the SBE-adopted self-reflection tools for each local indicator.

This Quick Guide identifies the approved standards and self-reflection tools that an LEA will use to report its progress on the local indicators.

Local Indicators

The local indicators address the following state priority areas:

Appropriately Assigned Teachers, Access to Curriculum-Aligned Instructional Materials, and Safe, Clean and Functional School Facilities (LCFF Priority 1)

LEAs will provide the information below:

- Number/percentage of students without access to their own copies of standards-aligned instructional materials for use at school and at home

- Number of identified instances where facilities do not meet the “good repair” standard (including deficiencies and extreme deficiencies)

Note: The requested information are all data elements that are currently required as part of the School Accountability Report Card (SARC).

Note: LEAs are required to report the following to their local governing board/body in conjunction with the adoption of the LCAP:

- The LEA's Teacher Assignment Monitoring and Outcome data available at <https://www.cde.ca.gov/ds/ad/tamo.asp>.
- The number/percentage of students without access to their own copies of standards-aligned instructional materials for use at school and at home, and
- The number of identified instances where facilities do not meet the “good repair” standard (including deficiencies and extreme deficiencies)

Implementation of State Academic Standards (LCFF Priority 2)

The LEA annually measures its progress implementing state academic standards; the LEA then reports the results to its local governing board/body at the same public meeting at which the LCAP is adopted and reports to educational partners and the public through the Dashboard.

Parent and Family Engagement (LCFF Priority 3)

This measure addresses Parent and Family Engagement, including how an LEA builds relationships between school staff and families, builds partnerships for student outcomes and seeks input for decision-making.

LEAs report progress of how they have sought input from parents in decision-making and promoted parent participation in programs to its local governing board or body using the SBE-adopted self-reflection tool for Priority 3 at the same public meeting at which the LEA adopts its LCAP, and reports to educational partners and the public through the Dashboard.

School Climate (LCFF Priority 6)

The LEA administers an annual local climate survey that captures a valid measure of student perceptions of school safety and connectedness, in at least one grade within each grade span(s) the LEA serves (e.g., TK-5, 6-8, 9-12), and reports the results to its local governing board/body at the same public meeting at which the LCAP is adopted and to educational partners and the public through the Dashboard.

Access to a Broad Course of Study (LCFF Priority 7)

The LEA annually measures its progress in the extent to which students have access to, and are enrolled in, a broad course of study that includes the adopted courses of study specified in the California Education Code (EC) for Grades 1-6 and Grades 7-12, as applicable, including the programs and services developed and provided to unduplicated students and individuals with exceptional needs; the LEA then reports the results to its local governing board/body at the same public meeting at which the LCAP is adopted and reports to educational partners and the public through the Dashboard.

Coordination of Services for Expelled Students – County Office of Education (COE) Only (LCFF Priority 9)

The COE annually measures its progress in coordinating services for foster youth; the COE then reports the results to its local governing board/body at the same public meeting at which the LCAP is adopted and reports to educational partners and the public through the Dashboard.

Coordination of Services for Foster Youth – COE Only (LCFF Priority 10)

The COE annually measures its progress in coordinating services for foster youth; the COE then reports the results to its local governing board/body at the same public meeting at which the LCAP is adopted and reports to educational partners and the public through the Dashboard.

Self-Reflection Tools

An LEA uses the self-reflection tools included within the Dashboard to report its progress on the local performance indicator to educational partners and the public.

The self-reflection tools are embedded in the web-based Dashboard system and are also available in Word document format. In addition to using the self-reflection tools to report its progress on the local performance indicators to educational partners and the public, an LEA may use the self-reflection tools as a resource when reporting results to its local governing board. The approved self-reflection tools are provided below.

Appropriately Assigned Teachers, Access to Curriculum-Aligned Instructional Materials, and Safe, Clean and Functional School Facilities (LCFF Priority 1)

LEAs will provide the information below:

- Number/percentage of students without access to their own copies of standards-aligned instructional materials for use at school and at home
- Number of identified instances where facilities do not meet the “good repair” standard (including deficiencies and extreme deficiencies)

Note: The requested information are all data elements that are currently required as part of the School Accountability Report Card (SARC).

Note: LEAs are required to report the following to their local governing board/body in conjunction with the adoption of the LCAP:

- The LEA's Teacher Assignment Monitoring and Outcome data available at <https://www.cde.ca.gov/ds/ad/tamo.asp>.
- The number/percentage of students without access to their own copies of standards-aligned instructional materials for use at school and at home, and
- The number of identified instances where facilities do not meet the “good repair” standard (including deficiencies and extreme deficiencies)

Academic Year	Total Teaching FTE	Clear	Out-of-Field	Intern	Ineffective	Incomplete	Unknown	N/A
22-23	11.0	85.5	9.2	0	0	1.3	0	3.7

Access to Instructional Materials	Number	Percent
Students Without Access to Own Copies of Standards-Aligned Instructional Materials for Use at School and at Home	0	0

Facility Conditions	Number
Identified Instances Where Facilities Do Not Meet The “Good Repair” Standard (Including Deficiencies and Extreme Deficiencies)	0

Implementation of State Academic Standards (LCFF Priority 2)

OPTION 2: Reflection Tool

Recently Adopted Academic Standards and/or Curriculum Frameworks

1. Rate the LEA's progress in providing professional learning for teaching to the recently adopted academic standards and/or curriculum frameworks identified below.

Rating Scale (lowest to highest):

- 1 - Exploration and Research Phase
- 2 - Beginning Development
- 3 - Initial Implementation
- 4 - Full Implementation
- 5 - Full Implementation and Sustainability

Academic Standards	1	2	3	4	5
ELA – Common Core State Standards for ELA				4	
ELD (Aligned to ELA Standards)				4	
Mathematics – Common Core State Standards for Mathematics				4	
Next Generation Science Standards				4	
History-Social Science				4	

2. Rate the LEA's progress in making instructional materials that are aligned to the recently adopted academic standards and/or curriculum frameworks identified below available in all classrooms where the subject is taught.

Rating Scale (lowest to highest):

- 1 - Exploration and Research Phase
- 2 - Beginning Development
- 3 - Initial Implementation
- 4 - Full Implementation
- 5 - Full Implementation and Sustainability

Academic Standards	1	2	3	4	5
ELA – Common Core State Standards for ELA				4	
ELD (Aligned to ELA Standards)				4	
Mathematics – Common Core State Standards for Mathematics				4	
Next Generation Science Standards				4	
History-Social Science				4	

3. Rate the LEA’s progress in implementing policies or programs to support staff in identifying areas where they can improve in delivering instruction aligned to the recently adopted academic standards and/or curriculum frameworks identified below (e.g., collaborative time, focused classroom walkthroughs, teacher pairing).

Rating Scale (lowest to highest):

- 1 - Exploration and Research Phase
- 2 - Beginning Development
- 3 - Initial Implementation
- 4 - Full Implementation
- 5 - Full Implementation and Sustainability

Academic Standards	1	2	3	4	5
ELA – Common Core State Standards for ELA				4	
ELD (Aligned to ELA Standards)				4	
Mathematics – Common Core State Standards for Mathematics				4	
Next Generation Science Standards				4	
History-Social Science				4	

Other Adopted Academic Standards

4. Rate the LEA’s progress implementing each of the following academic standards adopted by the state board for all students.

Rating Scale (lowest to highest):

- 1 - Exploration and Research Phase
- 2 - Beginning Development
- 3 - Initial Implementation
- 4 - Full Implementation
- 5 - Full Implementation and Sustainability

Academic Standards	1	2	3	4	5	N/A
Career Technical Education				4		
Health Education Content Standards				4		
Physical Education Model Content Standards				4		
Visual and Performing Arts				4		
World Language				4		

Support for Teachers and Administrators

5. Rate the LEA's success at engaging in the following activities with teachers and school administrators during the prior school year (including the summer preceding the prior school year).

Rating Scale (lowest to highest):

- 1 - Exploration and Research Phase
- 2 - Beginning Development
- 3 - Initial Implementation
- 4 - Full Implementation
- 5 - Full Implementation and Sustainability

Academic Standards	1	2	3	4	5
Identifying the professional learning needs of groups of teachers or staff as a whole				4	
Identifying the professional learning needs of individual teachers				4	
Providing support for teachers on the standards they have not yet mastered				4	

Optional Narrative (Limited to 1,500 characters)

6. Provide any additional information in the text box provided in the Dashboard that the LEA believes is relevant to understanding its progress implementing the academic standards adopted by the state board.

Parental Involvement and Family Engagement (LCFF Priority 3)

Introduction

Family engagement is an essential strategy for building pathways to college and career readiness for all students and is an essential component of a systems approach to improving outcomes for all students. More than 30 years of research has shown that family engagement can lead to improved student outcomes (e.g., attendance, engagement, academic outcomes, social emotional learning, etc.).

Consistent with the California Department of Education's (CDE's) Family Engagement Toolkit: ¹

- Effective and authentic family engagement has been described as an intentional partnership of educators, families and community members who share responsibility for a child from the time they are born to becoming an adult.
- To build an effective partnership, educators, families, and community members need to develop the knowledge and skills to work together, and schools must purposefully integrate family and community engagement with goals for students' learning and thriving.

The LCFF legislation recognized the importance of family engagement by requiring LEAs to address Priority 3 within their LCAP. The self-reflection tool described below enables LEAs to reflect upon their implementation of family engagement as part of their continuous improvement process and prior to updating their LCAP.

For LEAs to engage all families equitably, it is necessary to understand the cultures, languages, needs and interests of families in the local area. Furthermore, developing family engagement policies, programs, and practices needs to be done in partnership with local families, using the tools of continuous improvement.

Instructions

This self-reflection tool is organized into three sections. Each section includes research and evidence-based practices in family engagement:

1. Building Relationships between School Staff and Families
2. Building Partnerships for Student Outcomes
3. Seeking Input for Decision-Making

Based on an evaluation of data, including educational partner input, an LEA uses this self-reflection tool to report on its progress successes and area(s) of need related to family engagement policies, programs, and practices. This tool will enable an LEA to engage in continuous improvement and determine next steps to make improvements in the areas identified. The results of the process should be used to inform the LCAP and its development process, including assessing prior year goals, actions and services and in modifying future goals, actions, and services in the LCAP.

LEAs are to implement the following self-reflection process:

1. Identify the diverse educational partners that need to participate in the self-reflection process in order to ensure input from all groups of families, staff and students in the LEA, including families of unduplicated students and families of individuals with exceptional needs as well as families of underrepresented students.
2. Engage educational partners in determining what data and information will be considered to complete the self-reflection tool. LEAs should consider how the practices apply to families of all student groups, including families of unduplicated students and families of individuals with exceptional needs as well as families of underrepresented students.
3. Based on the analysis of educational partner input and local data, identify the number which best indicates the LEA's current stage of implementation for each of the 12 practices using the following rating scale (lowest to highest):
 - 1 – Exploration and Research
 - 2 – Beginning Development
 - 3 – Initial Implementation
 - 4 – Full Implementation
 - 5 – Full Implementation and Sustainability
4. Based on the analysis of educational partner input and local data, respond to each of the prompts pertaining to each section of the tool.
5. Use the findings from the self-reflection process to inform the annual update to the LCAP and the LCAP development process, as well as the development of other school and district plans.

Sections of the Self-Reflection Tool

Section 1: Building Relationships Between School Staff and Families

Based on the analysis of educational partner input and local data, identify the number which best indicates the LEA's current stage of implementation for each practice in this section using the following rating scale (lowest to highest):

- 1 - Exploration and Research Phase
- 2 - Beginning Development
- 3 - Initial Implementation
- 4 - Full Implementation
- 5 - Full Implementation and Sustainability

Practices	Rating Scale Number
1. Rate the LEA's progress in developing the capacity of staff (i.e., administrators, teachers, and classified staff) to build trusting and respectful relationships with families.	5
2. Rate the LEA's progress in creating welcoming environments for all families in the community.	5
3. Rate the LEA's progress in supporting staff to learn about each family's strengths, cultures, languages, and goals for their children.	4

Practices	Rating Scale Number
4. Rate the LEA's progress in developing multiple opportunities for the LEA and school sites to engage in 2-way communication between families and educators using language that is understandable and accessible to families.	4

Building Relationships Dashboard Narrative Boxes (Limited to 3,000 characters)

1. Based on the analysis of educational partner input and local data, briefly describe the LEA's current strengths and progress in Building Relationships Between School Staff and Families.

We are very proud of our weekly contact rate with our students and their families and the progress we have made to ensure all students are building relationships with our teachers and school.

2. Based on the analysis of educational partner input and local data, briefly describe the LEA's focus area(s) for improvement in Building Relationships Between School Staff and Families.

We will continue to increase our efforts in our weekly contact rate. This is an area we are dedicated to continuing and improving for students and families.

3. Based on the analysis of educational partner input and local data, briefly describe how the LEA will improve engagement of underrepresented families identified during the self-reflection process in relation to Building Relationships Between School Staff and Families.

We will continue to find ways to better communicate with our families in their home language through verbal and written communication.

Section 2: Building Partnerships for Student Outcomes

Based on the analysis of educational partner input and local data, identify the number which best indicates the LEA's current stage of implementation for each practice in this section using the following rating scale (lowest to highest):

- 1 - Exploration and Research Phase
- 2 - Beginning Development
- 3 - Initial Implementation
- 4 - Full Implementation
- 5 - Full Implementation and Sustainability

Practices	Rating Scale Number
5. Rate the LEA's progress in providing professional learning and support to teachers and principals to improve a school's capacity to partner with families.	4
6. Rate the LEA's progress in providing families with information and resources to support student learning and development in the home.	4
7. Rate the LEA's progress in implementing policies or programs for teachers to meet with families and students to discuss student progress and ways to work together to support improved student outcomes.	5
8. Rate the LEA's progress in supporting families to understand and exercise their legal rights and advocate for their own students and all students.	5

Building Partnerships Dashboard Narrative Boxes (Limited to 3,000 characters)

1. Based on the analysis of educational partner input and local data, briefly describe the LEA's current strengths and progress in Building Partnerships for Student Outcomes.

We are pleased with the rate at which we are able to provide families with information and resources to support student learning in the home.

2. Based on the analysis of educational partner input and local data, briefly describe the LEA's focus area(s) for improvement in Building Partnerships for Student Outcomes.

We work hard to partner with caretakers and assist them in taking an active role in their students' education.

3. Based on the analysis of educational partner input and local data, briefly describe how the LEA will improve engagement of underrepresented families identified during the self-reflection process in relation to Building Partnerships for Student Outcomes.

We will continue to seek better ways to include and inform our families in their home languages at all levels of our program and school.

Section 3: Seeking Input for Decision-Making

Based on the analysis of educational partner input and local data, identify the number which best indicates the LEA's current stage of implementation for each practice in this section using the following rating scale (lowest to highest):

- 1 - Exploration and Research Phase
- 2 - Beginning Development
- 3 - Initial Implementation
- 4 - Full Implementation
- 5 - Full Implementation and Sustainability

Practices	Rating Scale Number
9. Rate the LEA's progress in building the capacity of and supporting principals and staff to effectively engage families in advisory groups and with decision-making.	4
10. Rate the LEA's progress in building the capacity of and supporting family members to effectively engage in advisory groups and decision-making.	4
11. Rate the LEA's progress in providing all families with opportunities to provide input on policies and programs, and implementing strategies to reach and seek input from any underrepresented groups in the school community.	4
12. Rate the LEA's progress in providing opportunities to have families, teachers, principals, and district administrators work together to plan, design, implement and evaluate family engagement activities at school and district levels.	4

Seeking Input for Decision-Making Dashboard Narrative Boxes (Limited to 3,000 characters)

1. Based on the analysis of educational partner input and local data, briefly describe the LEA's current strengths and progress in Seeking Input for Decision-Making.

We are a very collaborative organization. This is exemplified in this area by the fact that we rate high for seeking input for decision making.

2. Based on the analysis of educational partner input and local data, briefly describe the LEA's focus area(s) for improvement in Seeking Input for Decision-Making.

It is important to us that our staff and families know they have a voice, are heard, and actions are taken as a result of their input. We will continue to seek and encourage families and staff to provide us with input.

3. Based on the analysis of educational partner input and local data, briefly describe how the LEA will improve engagement of underrepresented families identified during the self-reflection process in relation to Seeking Input for Decision-Making.

We are dedicated to engaging all of our families in our school, including our underrepresented families. We take great care to ensure we are providing all of our families with tools and resources that will encourage them to be heard in our school. We will continue to improve these efforts with all of our families, especially our underrepresented students and families.

School Climate (LCFF Priority 6)

Introduction

The initial design of the Local Control Funding Formula recognized the critical role that positive school conditions and climate play in advancing student performance and equity. This recognition is grounded in a research base demonstrating that a positive school climate directly impacts indicators of success such as increased teacher retention, lower dropout rates, decreased incidences of violence, and higher student achievement.

In order to support comprehensive planning, LEAs need access to current data. The measurement of school climate provides LEAs with critical data that can be used to track progress in school climate for purposes of continuous improvement, and the ability to identify needs and implement changes to address local needs.

Introduction

LEAs are required, at a minimum, to annually administer a local climate survey. The survey must:

- Capture a valid measure of student perceptions of school safety and connectedness in at least one grade within each grade span the LEA serves (e.g. TK-5, 6-8, 9-12); and
- At a minimum, report disaggregated data by student groups identified in California Education Code 52052, when such data is available as part of the local school climate survey.

Based on the analysis of local data, including the local climate survey data, LEAs are to respond to the following three prompts. Each prompt response is limited to 3,000 characters. An LEA may provide hyperlink(s) to other documents as necessary within each prompt:

Prompt 1 (DATA): Describe the local climate survey data, including available data disaggregated by student groups. LEAs using surveys that provide an overall score, such as the California Healthy Kids Survey, are encouraged to report the overall score for all students as well as available student group scores. Responses may also include an analysis of a subset of specific items on a local survey and additional data collection tools that are particularly relevant to school conditions and climate.

For the 24-25 school year, our local climate survey data was collected using the Youth Truth survey, which was administered across grade bands in the 3-5, 6-7, and 9-12 grades. This survey provides a comprehensive snapshot of various aspects of the school environment, allowing us to assess student perceptions and experiences across different themes.

The overall scores for all students, as well as available student group scores, are as follows:

High School:

Engagement: 92%

Challenging coursework: 87%

Culture of respect: 94%

Relationships: 79%

College and career readiness: 78%

Middle School:

Engagement: 89%

Challenging coursework: 81%

Culture of respect: 97%

Relationships: 96%

Elementary School:

Engagement: 91%

Challenging coursework: 74%

Culture of respect: 99%

Relationships: 70%

These scores provide a snapshot of student perceptions across different grade bands. It's noteworthy that there are variations in scores across grade levels, indicating areas of strength as well as areas for improvement.

In addition to overall scores, we have conducted an analysis of a subset of specific items on the Youth Truth survey. For example, we have examined data related to themes such as engagement, challenging coursework, culture of respect, and relationships. This analysis allows us to gain deeper insights into specific aspects of the school climate and identify targeted strategies for improvement.

Overall, the local climate survey data collected through Youth Truth and additional data collection tools allow us to assess the school climate comprehensively, identify areas of strength and growth, and implement targeted interventions to create a positive and supportive learning environment for all students across grade bands.

Prompt 2 (MEANING): Describe key learnings, including identified needs and areas of strength determined through the analysis of data described in Prompt 1, including the available data disaggregated by student group.

Results from the 2024-2025 Youth Truth survey highlight what's working well at California Online Public Schools, along with a few key areas to strengthen.

Strengths:

Culture of Respect

Students across all grade levels report feeling respected and safe. Scores were especially strong in elementary (99%) and middle school (97%), showing a consistently positive school culture.

Challenging Coursework

High school students (87%) and middle school students (81%) feel challenged by their coursework, which reflects strong academic expectations and curriculum design.

Student Engagement

Engagement was high across the board—92% in high school, 91% in elementary, and 89% in middle school—indicating students are generally involved and interested in their learning.

Growth Areas:

College and Career Readiness

While 78% of high school students feel prepared, there is room to grow. Expanding career exploration, college planning, and dual enrollment opportunities will help better prepare students for life after high school.

Relationships (Elementary and High School)

Relationship scores were very strong in middle school (96%), but lower in elementary (70%) and high school (79%). There's a need to focus on building stronger connections between students and staff, especially at those levels.

Needs:

Academic Challenge in Elementary

Only 74% of elementary students reported that their coursework feels challenging. This shows a need to raise expectations and increase engagement with more rigorous, age-appropriate tasks.

Relationship Building in Elementary

The low relationship score in elementary school suggests a need for more activities that promote connection, like social-emotional learning, group work, and stronger teacher-student interaction.

Conclusion

Overall, the survey data show that students feel respected and engaged, especially in middle and high school. To keep improving, we will focus on building strong relationships in elementary and high school, increasing rigor in the younger grades, and continuing to grow our college and career readiness efforts.

Prompt 3 (USE): Describe any changes to existing plans, policies, or procedures that the LEA determines necessary in order to address areas of need identified through the analysis of local data and the identification of key learnings. Include any revisions, decisions, or actions the LEA has, or will, implement for continuous improvement purposes.

Based on the analysis of the local data and the identification of key learnings from the Youth Truth survey for the 24-25 school year, we have determined the need for changes to existing plans to address areas of need and promote continuous improvement within the school climate. These changes include revisions, decisions, and actions aimed at enhancing student engagement, college and career readiness, and overall school climate.

Enhancing Student Engagement:

- Incorporate a variety of instructional strategies to increase student engagement, such as project-based learning and cooperative learning activities.
- Promote Live Class engagement and interaction at all grade bands
- Creating flexible learning environments that accommodate diverse learning styles and preferences.

Improving College and Career Readiness:

- Refine college and career readiness programs that provide students with guidance on college exploration, application processes, financial aid options, and career pathways.
- Enhance counseling services to provide personalized support and guidance for students as they navigate post-secondary options.
- Strengthening partnerships with community organizations and agencies to provide resources and support for students and families in their college and career planning efforts.

Continued Emphasis on Positive Relationships:

- Enhance regular contacts and surveys to assess student perceptions of teacher-student relationships and school climate, with a focus on continuous improvement.
- Promote opportunities for meaningful student voice and input in school decision-making processes, such as School Advisory Committee meetings.

These changes reflect our commitment to using data-driven decision-making processes to inform continuous improvement efforts and ensure that all students have access to a safe, supportive, and engaging learning environment. By addressing areas of need identified through the analysis of local data, we aim to promote academic success and social-emotional well-being for all students.

Access to a Broad Course of Study (LCFF Priority 7)

LEAs provide a narrative summary of the extent to which all students have access to and are enrolled in a broad course of study by addressing, at a minimum, the following four prompts:

1. Briefly identify the locally selected measures or tools that the LEA is using to track the extent to which all students have access to, and are enrolled in, a broad course of study, based on grade spans, unduplicated student groups, and individuals with exceptional needs served. (response limited to 1,500 characters)

California Online Public Schools uses several locally selected measures and tools to monitor the extent to which all students, across grade spans, unduplicated student groups, and students with exceptional needs, have access to, and are enrolled in, a broad course of study. Course offerings are reviewed annually to align with staff credentialing, student interests, and academic needs. These offerings are also submitted to the Board for annual review and approval.

The online nature of our school allows for increased flexibility and access, as students are not limited by physical classroom schedules or locations. This ensures that all courses are virtually accessible to all students at any point during the school year.

To support high school students, particularly those at risk of falling behind, the school has implemented targeted programs such as Project Success, an internal credit recovery initiative. During the 2023–2024 school year, students in this program achieved an average course pass rate of 96%, a success rate that continued into the first semester of 2024–2025. In addition, since 2020, the school has operated its own in-house summer school program. This program was established to improve upon the outcomes of prior third-party summer options, which averaged a 50% pass rate. In contrast, the in-house program achieved a 73% pass rate in Summer 2024.

These measures reflect a strategic, data-informed approach to ensuring equitable access to a broad course of study for all students, while also proactively addressing graduation rates and learning loss.

2. Using the locally selected measures or tools, summarize the extent to which all students have access to, and are enrolled in, a broad course of study. The summary should identify any differences across school sites and student groups in access to, and enrollment in, a broad course of study, and may describe progress over time in the extent to which all students have access to, and are enrolled in, a broad course of study. (response limited to 1,500 characters)

This measure is not applicable in terms of site-to-site comparisons, as each charter within California Online Public Schools operates as a single-school-site Local Educational Agency (LEA). However, within each school, all students have equitable access to a broad course of study, including the full range of curriculum and instructional tools. Each student is supported with an individualized academic program tailored to their educational needs, ensuring access to diverse learning opportunities across grade levels and subject areas.

3. Given the results of the tool or locally selected measures, identify the barriers preventing the LEA from providing access to a broad course of study for all students. (response limited to 1,500 characters)

While California Online Public Schools is committed to offering a broad and diverse course of study, certain barriers may impact the availability of specific courses. Two primary factors influencing course offerings are teacher credentialing and student interest. In some cases, courses may be removed from the catalog due to low enrollment or lack of student demand. Additionally, when a teacher with a specialized credential departs, the school makes every effort to recruit a qualified replacement. If a replacement is not available within the school year, staff work closely with affected students and their families to identify appropriate alternative courses. This level of individualized support is particularly critical at the high school level, where course selection can directly impact graduation and college readiness.

4. In response to the results of the tool or locally selected measures, what revisions, decisions, or new actions will the LEA implement, or has the LEA implemented, to ensure access to a broad course of study for all students? (response limited to 1,500 characters)

In response to our review of local data and tools, the high school electives department and counseling team collaboratively developed an informational electives website. This resource includes detailed course descriptions and guidance to help students make informed decisions about their elective options, supported by individualized counseling. Coupled with the student course selection form, this ensures equitable access to the full range of available high school electives.

As a virtual school, we also leverage a diverse selection of online curriculum vendors—such as FlexPoint, Edmentum, and CodeHS—to offer a wide breadth of engaging and rigorous elective courses. Furthermore, California Online Public Schools has established a College and Career Access Pathways (CCAP) Partnership Agreement with Saddleback College, expanding access to online dual enrollment opportunities for all high school students.



California Online Public Schools

2025-26 Local Performance Indicator Self-Reflection

Local Educational Agency (LEA)	Contact Name and Title	Email and Phone
California Online Public Schools Northern California	Dr. Richard Savage Superintendent	rsavage@californiaops.org (949) 461-1667

Introduction

The California State Board of Education (SBE) approved standards for the local indicators that support a local educational agency (LEA) in measuring and reporting progress within the appropriate priority area.

This template is intended as a drafting tool and based on the Local Performance Indicator Quick Guide published by CDE in January 2024.

Performance Standards

The approved performance standards require an LEA to:

- Annually measure its progress in meeting the requirements of the specific Local Control Funding Formula (LCFF) priority.
- Report the results as part of a non-consent item at the same public meeting of the local governing board/body at which the Local Control and Accountability Plan (LCAP) is adopted.
- Report results to the public through the Dashboard utilizing the SBE-adopted self-reflection tools for each local indicator.

This Quick Guide identifies the approved standards and self-reflection tools that an LEA will use to report its progress on the local indicators.

Local Indicators

The local indicators address the following state priority areas:

Appropriately Assigned Teachers, Access to Curriculum-Aligned Instructional Materials, and Safe, Clean and Functional School Facilities (LCFF Priority 1)

LEAs will provide the information below:

- Number/percentage of students without access to their own copies of standards-aligned instructional materials for use at school and at home

- Number of identified instances where facilities do not meet the “good repair” standard (including deficiencies and extreme deficiencies)

Note: The requested information are all data elements that are currently required as part of the School Accountability Report Card (SARC).

Note: LEAs are required to report the following to their local governing board/body in conjunction with the adoption of the LCAP:

- The LEA's Teacher Assignment Monitoring and Outcome data available at <https://www.cde.ca.gov/ds/ad/tamo.asp>.
- The number/percentage of students without access to their own copies of standards-aligned instructional materials for use at school and at home, and
- The number of identified instances where facilities do not meet the “good repair” standard (including deficiencies and extreme deficiencies)

Implementation of State Academic Standards (LCFF Priority 2)

The LEA annually measures its progress implementing state academic standards; the LEA then reports the results to its local governing board/body at the same public meeting at which the LCAP is adopted and reports to educational partners and the public through the Dashboard.

Parent and Family Engagement (LCFF Priority 3)

This measure addresses Parent and Family Engagement, including how an LEA builds relationships between school staff and families, builds partnerships for student outcomes and seeks input for decision-making.

LEAs report progress of how they have sought input from parents in decision-making and promoted parent participation in programs to its local governing board or body using the SBE-adopted self-reflection tool for Priority 3 at the same public meeting at which the LEA adopts its LCAP, and reports to educational partners and the public through the Dashboard.

School Climate (LCFF Priority 6)

The LEA administers an annual local climate survey that captures a valid measure of student perceptions of school safety and connectedness, in at least one grade within each grade span(s) the LEA serves (e.g., TK-5, 6-8, 9-12), and reports the results to its local governing board/body at the same public meeting at which the LCAP is adopted and to educational partners and the public through the Dashboard.

Access to a Broad Course of Study (LCFF Priority 7)

The LEA annually measures its progress in the extent to which students have access to, and are enrolled in, a broad course of study that includes the adopted courses of study specified in the California Education Code (EC) for Grades 1-6 and Grades 7-12, as applicable, including the programs and services developed and provided to unduplicated students and individuals with exceptional needs; the LEA then reports the results to its local governing board/body at the same public meeting at which the LCAP is adopted and reports to educational partners and the public through the Dashboard.

Coordination of Services for Expelled Students – County Office of Education (COE) Only (LCFF Priority 9)

The COE annually measures its progress in coordinating services for foster youth; the COE then reports the results to its local governing board/body at the same public meeting at which the LCAP is adopted and reports to educational partners and the public through the Dashboard.

Coordination of Services for Foster Youth – COE Only (LCFF Priority 10)

The COE annually measures its progress in coordinating services for foster youth; the COE then reports the results to its local governing board/body at the same public meeting at which the LCAP is adopted and reports to educational partners and the public through the Dashboard.

Self-Reflection Tools

An LEA uses the self-reflection tools included within the Dashboard to report its progress on the local performance indicator to educational partners and the public.

The self-reflection tools are embedded in the web-based Dashboard system and are also available in Word document format. In addition to using the self-reflection tools to report its progress on the local performance indicators to educational partners and the public, an LEA may use the self-reflection tools as a resource when reporting results to its local governing board. The approved self-reflection tools are provided below.

Appropriately Assigned Teachers, Access to Curriculum-Aligned Instructional Materials, and Safe, Clean and Functional School Facilities (LCFF Priority 1)

LEAs will provide the information below:

- Number/percentage of students without access to their own copies of standards-aligned instructional materials for use at school and at home
- Number of identified instances where facilities do not meet the “good repair” standard (including deficiencies and extreme deficiencies)

Note: The requested information are all data elements that are currently required as part of the School Accountability Report Card (SARC).

Note: LEAs are required to report the following to their local governing board/body in conjunction with the adoption of the LCAP:

- The LEA's Teacher Assignment Monitoring and Outcome data available at <https://www.cde.ca.gov/ds/ad/tamo.asp>.
- The number/percentage of students without access to their own copies of standards-aligned instructional materials for use at school and at home, and
- The number of identified instances where facilities do not meet the “good repair” standard (including deficiencies and extreme deficiencies)

Academic Year	Total Teaching FTE	Clear	Out-of-Field	Intern	Ineffective	Incomplete	Unknown	N/A
22-23	49.8	89.8	7	0.0	1.10.4	1.7	0	1.1

Access to Instructional Materials	Number	Percent
Students Without Access to Own Copies of Standards-Aligned Instructional Materials for Use at School and at Home	0	0

Facility Conditions	Number
Identified Instances Where Facilities Do Not Meet The “Good Repair” Standard (Including Deficiencies and Extreme Deficiencies)	0

Implementation of State Academic Standards (LCFF Priority 2)

OPTION 2: Reflection Tool

Recently Adopted Academic Standards and/or Curriculum Frameworks

1. Rate the LEA's progress in providing professional learning for teaching to the recently adopted academic standards and/or curriculum frameworks identified below.

Rating Scale (lowest to highest):

- 1 - Exploration and Research Phase
- 2 - Beginning Development
- 3 - Initial Implementation
- 4 - Full Implementation
- 5 - Full Implementation and Sustainability

Academic Standards	1	2	3	4	5
ELA – Common Core State Standards for ELA				4	
ELD (Aligned to ELA Standards)				4	
Mathematics – Common Core State Standards for Mathematics				4	
Next Generation Science Standards				4	
History-Social Science				4	

2. Rate the LEA's progress in making instructional materials that are aligned to the recently adopted academic standards and/or curriculum frameworks identified below available in all classrooms where the subject is taught.

Rating Scale (lowest to highest):

- 1 - Exploration and Research Phase
- 2 - Beginning Development
- 3 - Initial Implementation
- 4 - Full Implementation
- 5 - Full Implementation and Sustainability

Academic Standards	1	2	3	4	5
ELA – Common Core State Standards for ELA				4	
ELD (Aligned to ELA Standards)				4	
Mathematics – Common Core State Standards for Mathematics				4	
Next Generation Science Standards				4	
History-Social Science				4	

3. Rate the LEA’s progress in implementing policies or programs to support staff in identifying areas where they can improve in delivering instruction aligned to the recently adopted academic standards and/or curriculum frameworks identified below (e.g., collaborative time, focused classroom walkthroughs, teacher pairing).

Rating Scale (lowest to highest):

- 1 - Exploration and Research Phase
- 2 - Beginning Development
- 3 - Initial Implementation
- 4 - Full Implementation
- 5 - Full Implementation and Sustainability

Academic Standards	1	2	3	4	5
ELA – Common Core State Standards for ELA				4	
ELD (Aligned to ELA Standards)				4	
Mathematics – Common Core State Standards for Mathematics				4	
Next Generation Science Standards				4	
History-Social Science				4	

Other Adopted Academic Standards

4. Rate the LEA’s progress implementing each of the following academic standards adopted by the state board for all students.

Rating Scale (lowest to highest):

- 1 - Exploration and Research Phase
- 2 - Beginning Development
- 3 - Initial Implementation
- 4 - Full Implementation
- 5 - Full Implementation and Sustainability

Academic Standards	1	2	3	4	5	N/A
Career Technical Education				4		
Health Education Content Standards				4		
Physical Education Model Content Standards				4		
Visual and Performing Arts				4		
World Language				4		

Support for Teachers and Administrators

5. Rate the LEA's success at engaging in the following activities with teachers and school administrators during the prior school year (including the summer preceding the prior school year).

Rating Scale (lowest to highest):

- 1 - Exploration and Research Phase
- 2 - Beginning Development
- 3 - Initial Implementation
- 4 - Full Implementation
- 5 - Full Implementation and Sustainability

Academic Standards	1	2	3	4	5
Identifying the professional learning needs of groups of teachers or staff as a whole				4	
Identifying the professional learning needs of individual teachers				4	
Providing support for teachers on the standards they have not yet mastered				4	

Optional Narrative (Limited to 1,500 characters)

6. Provide any additional information in the text box provided in the Dashboard that the LEA believes is relevant to understanding its progress implementing the academic standards adopted by the state board.

Parental Involvement and Family Engagement (LCFF Priority 3)

Introduction

Family engagement is an essential strategy for building pathways to college and career readiness for all students and is an essential component of a systems approach to improving outcomes for all students. More than 30 years of research has shown that family engagement can lead to improved student outcomes (e.g., attendance, engagement, academic outcomes, social emotional learning, etc.).

Consistent with the California Department of Education's (CDE's) Family Engagement Toolkit: ¹

- Effective and authentic family engagement has been described as an intentional partnership of educators, families and community members who share responsibility for a child from the time they are born to becoming an adult.
- To build an effective partnership, educators, families, and community members need to develop the knowledge and skills to work together, and schools must purposefully integrate family and community engagement with goals for students' learning and thriving.

The LCFF legislation recognized the importance of family engagement by requiring LEAs to address Priority 3 within their LCAP. The self-reflection tool described below enables LEAs to reflect upon their implementation of family engagement as part of their continuous improvement process and prior to updating their LCAP.

For LEAs to engage all families equitably, it is necessary to understand the cultures, languages, needs and interests of families in the local area. Furthermore, developing family engagement policies, programs, and practices needs to be done in partnership with local families, using the tools of continuous improvement.

Instructions

This self-reflection tool is organized into three sections. Each section includes research and evidence-based practices in family engagement:

1. Building Relationships between School Staff and Families
2. Building Partnerships for Student Outcomes
3. Seeking Input for Decision-Making

Based on an evaluation of data, including educational partner input, an LEA uses this self-reflection tool to report on its progress successes and area(s) of need related to family engagement policies, programs, and practices. This tool will enable an LEA to engage in continuous improvement and determine next steps to make improvements in the areas identified. The results of the process should be used to inform the LCAP and its development process, including assessing prior year goals, actions and services and in modifying future goals, actions, and services in the LCAP.

LEAs are to implement the following self-reflection process:

1. Identify the diverse educational partners that need to participate in the self-reflection process in order to ensure input from all groups of families, staff and students in the LEA, including families of unduplicated students and families of individuals with exceptional needs as well as families of underrepresented students.
2. Engage educational partners in determining what data and information will be considered to complete the self-reflection tool. LEAs should consider how the practices apply to families of all student groups, including families of unduplicated students and families of individuals with exceptional needs as well as families of underrepresented students.
3. Based on the analysis of educational partner input and local data, identify the number which best indicates the LEA's current stage of implementation for each of the 12 practices using the following rating scale (lowest to highest):
 - 1 – Exploration and Research
 - 2 – Beginning Development
 - 3 – Initial Implementation
 - 4 – Full Implementation
 - 5 – Full Implementation and Sustainability
4. Based on the analysis of educational partner input and local data, respond to each of the prompts pertaining to each section of the tool.
5. Use the findings from the self-reflection process to inform the annual update to the LCAP and the LCAP development process, as well as the development of other school and district plans.

Sections of the Self-Reflection Tool

Section 1: Building Relationships Between School Staff and Families

Based on the analysis of educational partner input and local data, identify the number which best indicates the LEA's current stage of implementation for each practice in this section using the following rating scale (lowest to highest):

- 1 - Exploration and Research Phase
- 2 - Beginning Development
- 3 - Initial Implementation
- 4 - Full Implementation
- 5 - Full Implementation and Sustainability

Practices	Rating Scale Number
1. Rate the LEA's progress in developing the capacity of staff (i.e., administrators, teachers, and classified staff) to build trusting and respectful relationships with families.	5
2. Rate the LEA's progress in creating welcoming environments for all families in the community.	5
3. Rate the LEA's progress in supporting staff to learn about each family's strengths, cultures, languages, and goals for their children.	4

Practices	Rating Scale Number
4. Rate the LEA's progress in developing multiple opportunities for the LEA and school sites to engage in 2-way communication between families and educators using language that is understandable and accessible to families.	4

Building Relationships Dashboard Narrative Boxes (Limited to 3,000 characters)

1. Based on the analysis of educational partner input and local data, briefly describe the LEA's current strengths and progress in Building Relationships Between School Staff and Families.

We are very proud of our weekly contact rate with our students and their families and the progress we have made to ensure all students are building relationships with our teachers and school.

2. Based on the analysis of educational partner input and local data, briefly describe the LEA's focus area(s) for improvement in Building Relationships Between School Staff and Families.

We will continue to increase our efforts in our weekly contact rate. This is an area we are dedicated to continuing and improving for students and families.

3. Based on the analysis of educational partner input and local data, briefly describe how the LEA will improve engagement of underrepresented families identified during the self-reflection process in relation to Building Relationships Between School Staff and Families.

We will continue to find ways to better communicate with our families in their home language through verbal and written communication.

Section 2: Building Partnerships for Student Outcomes

Based on the analysis of educational partner input and local data, identify the number which best indicates the LEA's current stage of implementation for each practice in this section using the following rating scale (lowest to highest):

- 1 - Exploration and Research Phase
- 2 - Beginning Development
- 3 - Initial Implementation
- 4 - Full Implementation
- 5 - Full Implementation and Sustainability

Practices	Rating Scale Number
5. Rate the LEA's progress in providing professional learning and support to teachers and principals to improve a school's capacity to partner with families.	4
6. Rate the LEA's progress in providing families with information and resources to support student learning and development in the home.	4
7. Rate the LEA's progress in implementing policies or programs for teachers to meet with families and students to discuss student progress and ways to work together to support improved student outcomes.	5
8. Rate the LEA's progress in supporting families to understand and exercise their legal rights and advocate for their own students and all students.	5

Building Partnerships Dashboard Narrative Boxes (Limited to 3,000 characters)

1. Based on the analysis of educational partner input and local data, briefly describe the LEA's current strengths and progress in Building Partnerships for Student Outcomes.

We are pleased with the rate at which we are able to provide families with information and resources to support student learning in the home.

2. Based on the analysis of educational partner input and local data, briefly describe the LEA's focus area(s) for improvement in Building Partnerships for Student Outcomes.

We work hard to partner with caretakers and assist them in taking an active role in their students' education.

3. Based on the analysis of educational partner input and local data, briefly describe how the LEA will improve engagement of underrepresented families identified during the self-reflection process in relation to Building Partnerships for Student Outcomes.

We will continue to seek better ways to include and inform our families in their home languages at all levels of our program and school.

Section 3: Seeking Input for Decision-Making

Based on the analysis of educational partner input and local data, identify the number which best indicates the LEA's current stage of implementation for each practice in this section using the following rating scale (lowest to highest):

- 1 - Exploration and Research Phase
- 2 - Beginning Development
- 3 - Initial Implementation
- 4 - Full Implementation
- 5 - Full Implementation and Sustainability

Practices	Rating Scale Number
9. Rate the LEA's progress in building the capacity of and supporting principals and staff to effectively engage families in advisory groups and with decision-making.	4
10. Rate the LEA's progress in building the capacity of and supporting family members to effectively engage in advisory groups and decision-making.	4
11. Rate the LEA's progress in providing all families with opportunities to provide input on policies and programs, and implementing strategies to reach and seek input from any underrepresented groups in the school community.	4
12. Rate the LEA's progress in providing opportunities to have families, teachers, principals, and district administrators work together to plan, design, implement and evaluate family engagement activities at school and district levels.	4

Seeking Input for Decision-Making Dashboard Narrative Boxes (Limited to 3,000 characters)

1. Based on the analysis of educational partner input and local data, briefly describe the LEA's current strengths and progress in Seeking Input for Decision-Making.

We are a very collaborative organization. This is exemplified in this area by the fact that we rate high for seeking input for decision making.

2. Based on the analysis of educational partner input and local data, briefly describe the LEA's focus area(s) for improvement in Seeking Input for Decision-Making.

It is important to us that our staff and families know they have a voice, are heard, and actions are taken as a result of their input. We will continue to seek and encourage families and staff to provide us with input.

- Based on the analysis of educational partner input and local data, briefly describe how the LEA will improve engagement of underrepresented families identified during the self-reflection process in relation to Seeking Input for Decision-Making.

We are dedicated to engaging all of our families in our school, including our underrepresented families. We take great care to ensure we are providing all of our families with tools and resources that will encourage them to be heard in our school. We will continue to improve these efforts with all of our families, especially our underrepresented students and families.

School Climate (LCFF Priority 6)

Introduction

The initial design of the Local Control Funding Formula recognized the critical role that positive school conditions and climate play in advancing student performance and equity. This recognition is grounded in a research base demonstrating that a positive school climate directly impacts indicators of success such as increased teacher retention, lower dropout rates, decreased incidences of violence, and higher student achievement.

In order to support comprehensive planning, LEAs need access to current data. The measurement of school climate provides LEAs with critical data that can be used to track progress in school climate for purposes of continuous improvement, and the ability to identify needs and implement changes to address local needs.

Introduction

LEAs are required, at a minimum, to annually administer a local climate survey. The survey must:

- Capture a valid measure of student perceptions of school safety and connectedness in at least one grade within each grade span the LEA serves (e.g. TK-5, 6-8, 9-12); and
- At a minimum, report disaggregated data by student groups identified in California Education Code 52052, when such data is available as part of the local school climate survey.

Based on the analysis of local data, including the local climate survey data, LEAs are to respond to the following three prompts. Each prompt response is limited to 3,000 characters. An LEA may provide hyperlink(s) to other documents as necessary within each prompt:

Prompt 1 (DATA): Describe the local climate survey data, including available data disaggregated by student groups. LEAs using surveys that provide an overall score, such as the California Healthy Kids Survey, are encouraged to report the overall score for all students as well as available student group scores. Responses may also include an analysis of a subset of specific items on a local survey and additional data collection tools that are particularly relevant to school conditions and climate.

For the 24-25 school year, our local climate survey data was collected using the Youth Truth survey, which was administered across grade bands in the 3-5, 6-7, and 9-12 grades. This survey provides a comprehensive snapshot of various aspects of the school environment, allowing us to assess student perceptions and experiences across different themes.

The overall scores for all students, as well as available student group scores, are as follows:

High School:

Engagement: 92%

Challenging coursework: 87%

Culture of respect: 94%

Relationships: 79%

College and career readiness: 78%

Middle School:

Engagement: 89%

Challenging coursework: 81%

Culture of respect: 97%

Relationships: 96%

Elementary School:

Engagement: 91%

Challenging coursework: 74%

Culture of respect: 99%

Relationships: 70%

These scores provide a snapshot of student perceptions across different grade bands. It's noteworthy that there are variations in scores across grade levels, indicating areas of strength as well as areas for improvement.

In addition to overall scores, we have conducted an analysis of a subset of specific items on the Youth Truth survey. For example, we have examined data related to themes such as engagement, challenging coursework, culture of respect, and relationships. This analysis allows us to gain deeper insights into specific aspects of the school climate and identify targeted strategies for improvement.

Overall, the local climate survey data collected through Youth Truth and additional data collection tools allow us to assess the school climate comprehensively, identify areas of strength and growth, and implement targeted interventions to create a positive and supportive learning environment for all students across grade bands.

Prompt 2 (MEANING): Describe key learnings, including identified needs and areas of strength determined through the analysis of data described in Prompt 1, including the available data disaggregated by student group.

Results from the 2024-2025 Youth Truth survey highlight what's working well at California Online Public Schools, along with a few key areas to strengthen.

Strengths:

Culture of Respect

Students across all grade levels report feeling respected and safe. Scores were especially strong in elementary (99%) and middle school (97%), showing a consistently positive school culture.

Challenging Coursework

High school students (87%) and middle school students (81%) feel challenged by their coursework, which reflects strong academic expectations and curriculum design.

Student Engagement

Engagement was high across the board—92% in high school, 91% in elementary, and 89% in middle school—indicating students are generally involved and interested in their learning.

Growth Areas:

College and Career Readiness

While 78% of high school students feel prepared, there is room to grow. Expanding career exploration, college planning, and dual enrollment opportunities will help better prepare students for life after high school.

Relationships (Elementary and High School)

Relationship scores were very strong in middle school (96%), but lower in elementary (70%) and high school (79%). There's a need to focus on building stronger connections between students and staff, especially at those levels.

Needs:

Academic Challenge in Elementary

Only 74% of elementary students reported that their coursework feels challenging. This shows a need to raise expectations and increase engagement with more rigorous, age-appropriate tasks.

Relationship Building in Elementary

The low relationship score in elementary school suggests a need for more activities that promote connection, like social-emotional learning, group work, and stronger teacher-student interaction.

Conclusion

Overall, the survey data show that students feel respected and engaged, especially in middle and high school. To keep improving, we will focus on building strong relationships in elementary and high school, increasing rigor in the younger grades, and continuing to grow our college and career readiness efforts.

Prompt 3 (USE): Describe any changes to existing plans, policies, or procedures that the LEA determines necessary in order to address areas of need identified through the analysis of local data and the identification of key learnings. Include any revisions, decisions, or actions the LEA has, or will, implement for continuous improvement purposes.

Based on the analysis of the local data and the identification of key learnings from the Youth Truth survey for the 24-25 school year, we have determined the need for changes to existing plans to address areas of need and promote continuous improvement within the school climate. These changes include revisions, decisions, and actions aimed at enhancing student engagement, college and career readiness, and overall school climate.

Enhancing Student Engagement:

- Incorporate a variety of instructional strategies to increase student engagement, such as project-based learning and cooperative learning activities.
- Promote Live Class engagement and interaction at all grade bands
- Creating flexible learning environments that accommodate diverse learning styles and preferences.

Improving College and Career Readiness:

- Refine college and career readiness programs that provide students with guidance on college exploration, application processes, financial aid options, and career pathways.
- Enhance counseling services to provide personalized support and guidance for students as they navigate post-secondary options.
- Strengthening partnerships with community organizations and agencies to provide resources and support for students and families in their college and career planning efforts.

Continued Emphasis on Positive Relationships:

- Enhance regular contacts and surveys to assess student perceptions of teacher-student relationships and school climate, with a focus on continuous improvement.
- Promote opportunities for meaningful student voice and input in school decision-making processes, such as School Advisory Committee meetings.

These changes reflect our commitment to using data-driven decision-making processes to inform continuous improvement efforts and ensure that all students have access to a safe, supportive, and engaging learning environment. By addressing areas of need identified through the analysis of local data, we aim to promote academic success and social-emotional well-being for all students.

Access to a Broad Course of Study (LCFF Priority 7)

LEAs provide a narrative summary of the extent to which all students have access to and are enrolled in a broad course of study by addressing, at a minimum, the following four prompts:

1. Briefly identify the locally selected measures or tools that the LEA is using to track the extent to which all students have access to, and are enrolled in, a broad course of study, based on grade spans, unduplicated student groups, and individuals with exceptional needs served. (response limited to 1,500 characters)

California Online Public Schools uses several locally selected measures and tools to monitor the extent to which all students, across grade spans, unduplicated student groups, and students with exceptional needs, have access to, and are enrolled in, a broad course of study. Course offerings are reviewed annually to align with staff credentialing, student interests, and academic needs. These offerings are also submitted to the Board for annual review and approval.

The online nature of our school allows for increased flexibility and access, as students are not limited by physical classroom schedules or locations. This ensures that all courses are virtually accessible to all students at any point during the school year.

To support high school students, particularly those at risk of falling behind, the school has implemented targeted programs such as Project Success, an internal credit recovery initiative. During the 2023–2024 school year, students in this program achieved an average course pass rate of 96%, a success rate that continued into the first semester of 2024–2025. In addition, since 2020, the school has operated its own in-house summer school program. This program was established to improve upon the outcomes of prior third-party summer options, which averaged a 50% pass rate. In contrast, the in-house program achieved a 73% pass rate in Summer 2024.

These measures reflect a strategic, data-informed approach to ensuring equitable access to a broad course of study for all students, while also proactively addressing graduation rates and learning loss.

- Using the locally selected measures or tools, summarize the extent to which all students have access to, and are enrolled in, a broad course of study. The summary should identify any differences across school sites and student groups in access to, and enrollment in, a broad course of study, and may describe progress over time in the extent to which all students have access to, and are enrolled in, a broad course of study. (response limited to 1,500 characters)

This measure is not applicable in terms of site-to-site comparisons, as each charter within California Online Public Schools operates as a single-school-site Local Educational Agency (LEA). However, within each school, all students have equitable access to a broad course of study, including the full range of curriculum and instructional tools. Each student is supported with an individualized academic program tailored to their educational needs, ensuring access to diverse learning opportunities across grade levels and subject areas.

- Given the results of the tool or locally selected measures, identify the barriers preventing the LEA from providing access to a broad course of study for all students. (response limited to 1,500 characters)

While California Online Public Schools is committed to offering a broad and diverse course of study, certain barriers may impact the availability of specific courses. Two primary factors influencing course offerings are teacher credentialing and student interest. In some cases, courses may be removed from the catalog due to low enrollment or lack of student demand. Additionally, when a teacher with a specialized credential departs, the school makes every effort to recruit a qualified replacement. If a replacement is not available within the school year, staff work closely with affected students and their families to identify appropriate alternative courses. This level of individualized support is particularly critical at the high school level, where course selection can directly impact graduation and college readiness.

- In response to the results of the tool or locally selected measures, what revisions, decisions, or new actions will the LEA implement, or has the LEA implemented, to ensure access to a broad course of study for all students? (response limited to 1,500 characters)

In response to our review of local data and tools, the high school electives department and counseling team collaboratively developed an informational electives website. This resource includes detailed course descriptions and guidance to help students make informed decisions about their elective options, supported by individualized counseling. Coupled with the student course selection form, this ensures equitable access to the full range of available high school electives.

As a virtual school, we also leverage a diverse selection of online curriculum vendors—such as FlexPoint, Edmentum, and CodeHS—to offer a wide breadth of engaging and rigorous elective courses. Furthermore, California Online Public Schools has established a College and Career Access Pathways (CCAP) Partnership Agreement with Saddleback College, expanding access to online dual enrollment opportunities for all high school students.



California Online Public Schools

2025-26 Local Performance Indicator Self-Reflection

Local Educational Agency (LEA)	Contact Name and Title	Email and Phone
California Online Public Schools Central Coast	Dr. Richard Savage Superintendent	rsavage@californiaops.org (949) 461-1667

Introduction

The California State Board of Education (SBE) approved standards for the local indicators that support a local educational agency (LEA) in measuring and reporting progress within the appropriate priority area.

This template is intended as a drafting tool and based on the Local Performance Indicator Quick Guide published by CDE in January 2024.

Performance Standards

The approved performance standards require an LEA to:

- Annually measure its progress in meeting the requirements of the specific Local Control Funding Formula (LCFF) priority.
- Report the results as part of a non-consent item at the same public meeting of the local governing board/body at which the Local Control and Accountability Plan (LCAP) is adopted.
- Report results to the public through the Dashboard utilizing the SBE-adopted self-reflection tools for each local indicator.

This Quick Guide identifies the approved standards and self-reflection tools that an LEA will use to report its progress on the local indicators.

Local Indicators

The local indicators address the following state priority areas:

Appropriately Assigned Teachers, Access to Curriculum-Aligned Instructional Materials, and Safe, Clean and Functional School Facilities (LCFF Priority 1)

LEAs will provide the information below:

- Number/percentage of students without access to their own copies of standards-aligned instructional materials for use at school and at home

- Number of identified instances where facilities do not meet the “good repair” standard (including deficiencies and extreme deficiencies)

Note: The requested information are all data elements that are currently required as part of the School Accountability Report Card (SARC).

Note: LEAs are required to report the following to their local governing board/body in conjunction with the adoption of the LCAP:

- The LEA's Teacher Assignment Monitoring and Outcome data available at <https://www.cde.ca.gov/ds/ad/tamo.asp>.
- The number/percentage of students without access to their own copies of standards-aligned instructional materials for use at school and at home, and
- The number of identified instances where facilities do not meet the “good repair” standard (including deficiencies and extreme deficiencies)

Implementation of State Academic Standards (LCFF Priority 2)

The LEA annually measures its progress implementing state academic standards; the LEA then reports the results to its local governing board/body at the same public meeting at which the LCAP is adopted and reports to educational partners and the public through the Dashboard.

Parent and Family Engagement (LCFF Priority 3)

This measure addresses Parent and Family Engagement, including how an LEA builds relationships between school staff and families, builds partnerships for student outcomes and seeks input for decision-making.

LEAs report progress of how they have sought input from parents in decision-making and promoted parent participation in programs to its local governing board or body using the SBE-adopted self-reflection tool for Priority 3 at the same public meeting at which the LEA adopts its LCAP, and reports to educational partners and the public through the Dashboard.

School Climate (LCFF Priority 6)

The LEA administers an annual local climate survey that captures a valid measure of student perceptions of school safety and connectedness, in at least one grade within each grade span(s) the LEA serves (e.g., TK-5, 6-8, 9-12), and reports the results to its local governing board/body at the same public meeting at which the LCAP is adopted and to educational partners and the public through the Dashboard.

Access to a Broad Course of Study (LCFF Priority 7)

The LEA annually measures its progress in the extent to which students have access to, and are enrolled in, a broad course of study that includes the adopted courses of study specified in the California Education Code (EC) for Grades 1-6 and Grades 7-12, as applicable, including the programs and services developed and provided to unduplicated students and individuals with exceptional needs; the LEA then reports the results to its local governing board/body at the same public meeting at which the LCAP is adopted and reports to educational partners and the public through the Dashboard.

Coordination of Services for Expelled Students – County Office of Education (COE) Only (LCFF Priority 9)

The COE annually measures its progress in coordinating services for foster youth; the COE then reports the results to its local governing board/body at the same public meeting at which the LCAP is adopted and reports to educational partners and the public through the Dashboard.

Coordination of Services for Foster Youth – COE Only (LCFF Priority 10)

The COE annually measures its progress in coordinating services for foster youth; the COE then reports the results to its local governing board/body at the same public meeting at which the LCAP is adopted and reports to educational partners and the public through the Dashboard.

Self-Reflection Tools

An LEA uses the self-reflection tools included within the Dashboard to report its progress on the local performance indicator to educational partners and the public.

The self-reflection tools are embedded in the web-based Dashboard system and are also available in Word document format. In addition to using the self-reflection tools to report its progress on the local performance indicators to educational partners and the public, an LEA may use the self-reflection tools as a resource when reporting results to its local governing board. The approved self-reflection tools are provided below.

Appropriately Assigned Teachers, Access to Curriculum-Aligned Instructional Materials, and Safe, Clean and Functional School Facilities (LCFF Priority 1)

LEAs will provide the information below:

- Number/percentage of students without access to their own copies of standards-aligned instructional materials for use at school and at home
- Number of identified instances where facilities do not meet the “good repair” standard (including deficiencies and extreme deficiencies)

Note: The requested information are all data elements that are currently required as part of the School Accountability Report Card (SARC).

Note: LEAs are required to report the following to their local governing board/body in conjunction with the adoption of the LCAP:

- The LEA's Teacher Assignment Monitoring and Outcome data available at <https://www.cde.ca.gov/ds/ad/tamo.asp>.
- The number/percentage of students without access to their own copies of standards-aligned instructional materials for use at school and at home, and
- The number of identified instances where facilities do not meet the “good repair” standard (including deficiencies and extreme deficiencies)

Academic Year	Total Teaching FTE	Clear	Out-of-Field	Intern	Ineffective	Incomplete	Unknown	N/A
22-23	1.6	86.6	9.8	0	0	0.6	0	4.9

Access to Instructional Materials	Number	Percent
Students Without Access to Own Copies of Standards-Aligned Instructional Materials for Use at School and at Home	0	0

Facility Conditions	Number
Identified Instances Where Facilities Do Not Meet The “Good Repair” Standard (Including Deficiencies and Extreme Deficiencies)	0

Implementation of State Academic Standards (LCFF Priority 2)

OPTION 2: Reflection Tool

Recently Adopted Academic Standards and/or Curriculum Frameworks

1. Rate the LEA's progress in providing professional learning for teaching to the recently adopted academic standards and/or curriculum frameworks identified below.

Rating Scale (lowest to highest):

- 1 - Exploration and Research Phase
- 2 - Beginning Development
- 3 - Initial Implementation
- 4 - Full Implementation
- 5 - Full Implementation and Sustainability

Academic Standards	1	2	3	4	5
ELA – Common Core State Standards for ELA				4	
ELD (Aligned to ELA Standards)				4	
Mathematics – Common Core State Standards for Mathematics				4	
Next Generation Science Standards				4	
History-Social Science				4	

2. Rate the LEA's progress in making instructional materials that are aligned to the recently adopted academic standards and/or curriculum frameworks identified below available in all classrooms where the subject is taught.

Rating Scale (lowest to highest):

- 1 - Exploration and Research Phase
- 2 - Beginning Development
- 3 - Initial Implementation
- 4 - Full Implementation
- 5 - Full Implementation and Sustainability

Academic Standards	1	2	3	4	5
ELA – Common Core State Standards for ELA				4	
ELD (Aligned to ELA Standards)				4	
Mathematics – Common Core State Standards for Mathematics				4	
Next Generation Science Standards				4	
History-Social Science				4	

3. Rate the LEA’s progress in implementing policies or programs to support staff in identifying areas where they can improve in delivering instruction aligned to the recently adopted academic standards and/or curriculum frameworks identified below (e.g., collaborative time, focused classroom walkthroughs, teacher pairing).

Rating Scale (lowest to highest):

- 1 - Exploration and Research Phase
- 2 - Beginning Development
- 3 - Initial Implementation
- 4 - Full Implementation
- 5 - Full Implementation and Sustainability

Academic Standards	1	2	3	4	5
ELA – Common Core State Standards for ELA				4	
ELD (Aligned to ELA Standards)				4	
Mathematics – Common Core State Standards for Mathematics				4	
Next Generation Science Standards				4	
History-Social Science				4	

Other Adopted Academic Standards

4. Rate the LEA’s progress implementing each of the following academic standards adopted by the state board for all students.

Rating Scale (lowest to highest):

- 1 - Exploration and Research Phase
- 2 - Beginning Development
- 3 - Initial Implementation
- 4 - Full Implementation
- 5 - Full Implementation and Sustainability

Academic Standards	1	2	3	4	5	N/A
Career Technical Education				4		
Health Education Content Standards				4		
Physical Education Model Content Standards				4		
Visual and Performing Arts				4		
World Language				4		

Support for Teachers and Administrators

5. Rate the LEA's success at engaging in the following activities with teachers and school administrators during the prior school year (including the summer preceding the prior school year).

Rating Scale (lowest to highest):

- 1 - Exploration and Research Phase
- 2 - Beginning Development
- 3 - Initial Implementation
- 4 - Full Implementation
- 5 - Full Implementation and Sustainability

Academic Standards	1	2	3	4	5
Identifying the professional learning needs of groups of teachers or staff as a whole				4	
Identifying the professional learning needs of individual teachers				4	
Providing support for teachers on the standards they have not yet mastered				4	

Optional Narrative (Limited to 1,500 characters)

6. Provide any additional information in the text box provided in the Dashboard that the LEA believes is relevant to understanding its progress implementing the academic standards adopted by the state board.

Parental Involvement and Family Engagement (LCFF Priority 3)

Introduction

Family engagement is an essential strategy for building pathways to college and career readiness for all students and is an essential component of a systems approach to improving outcomes for all students. More than 30 years of research has shown that family engagement can lead to improved student outcomes (e.g., attendance, engagement, academic outcomes, social emotional learning, etc.).

Consistent with the California Department of Education's (CDE's) Family Engagement Toolkit: ¹

- Effective and authentic family engagement has been described as an intentional partnership of educators, families and community members who share responsibility for a child from the time they are born to becoming an adult.
- To build an effective partnership, educators, families, and community members need to develop the knowledge and skills to work together, and schools must purposefully integrate family and community engagement with goals for students' learning and thriving.

The LCFF legislation recognized the importance of family engagement by requiring LEAs to address Priority 3 within their LCAP. The self-reflection tool described below enables LEAs to reflect upon their implementation of family engagement as part of their continuous improvement process and prior to updating their LCAP.

For LEAs to engage all families equitably, it is necessary to understand the cultures, languages, needs and interests of families in the local area. Furthermore, developing family engagement policies, programs, and practices needs to be done in partnership with local families, using the tools of continuous improvement.

Instructions

This self-reflection tool is organized into three sections. Each section includes research and evidence-based practices in family engagement:

1. Building Relationships between School Staff and Families
2. Building Partnerships for Student Outcomes
3. Seeking Input for Decision-Making

Based on an evaluation of data, including educational partner input, an LEA uses this self-reflection tool to report on its progress successes and area(s) of need related to family engagement policies, programs, and practices. This tool will enable an LEA to engage in continuous improvement and determine next steps to make improvements in the areas identified. The results of the process should be used to inform the LCAP and its development process, including assessing prior year goals, actions and services and in modifying future goals, actions, and services in the LCAP.

LEAs are to implement the following self-reflection process:

1. Identify the diverse educational partners that need to participate in the self-reflection process in order to ensure input from all groups of families, staff and students in the LEA, including families of unduplicated students and families of individuals with exceptional needs as well as families of underrepresented students.
2. Engage educational partners in determining what data and information will be considered to complete the self-reflection tool. LEAs should consider how the practices apply to families of all student groups, including families of unduplicated students and families of individuals with exceptional needs as well as families of underrepresented students.
3. Based on the analysis of educational partner input and local data, identify the number which best indicates the LEA's current stage of implementation for each of the 12 practices using the following rating scale (lowest to highest):
 - 1 – Exploration and Research
 - 2 – Beginning Development
 - 3 – Initial Implementation
 - 4 – Full Implementation
 - 5 – Full Implementation and Sustainability
4. Based on the analysis of educational partner input and local data, respond to each of the prompts pertaining to each section of the tool.
5. Use the findings from the self-reflection process to inform the annual update to the LCAP and the LCAP development process, as well as the development of other school and district plans.

Sections of the Self-Reflection Tool

Section 1: Building Relationships Between School Staff and Families

Based on the analysis of educational partner input and local data, identify the number which best indicates the LEA's current stage of implementation for each practice in this section using the following rating scale (lowest to highest):

- 1 - Exploration and Research Phase
- 2 - Beginning Development
- 3 - Initial Implementation
- 4 - Full Implementation
- 5 - Full Implementation and Sustainability

Practices	Rating Scale Number
1. Rate the LEA's progress in developing the capacity of staff (i.e., administrators, teachers, and classified staff) to build trusting and respectful relationships with families.	5
2. Rate the LEA's progress in creating welcoming environments for all families in the community.	5
3. Rate the LEA's progress in supporting staff to learn about each family's strengths, cultures, languages, and goals for their children.	4

Practices	Rating Scale Number
4. Rate the LEA's progress in developing multiple opportunities for the LEA and school sites to engage in 2-way communication between families and educators using language that is understandable and accessible to families.	4

Building Relationships Dashboard Narrative Boxes (Limited to 3,000 characters)

1. Based on the analysis of educational partner input and local data, briefly describe the LEA's current strengths and progress in Building Relationships Between School Staff and Families.

We are very proud of our weekly contact rate with our students and their families and the progress we have made to ensure all students are building relationships with our teachers and school.

2. Based on the analysis of educational partner input and local data, briefly describe the LEA's focus area(s) for improvement in Building Relationships Between School Staff and Families.

We will continue to increase our efforts in our weekly contact rate. This is an area we are dedicated to continuing and improving for students and families.

3. Based on the analysis of educational partner input and local data, briefly describe how the LEA will improve engagement of underrepresented families identified during the self-reflection process in relation to Building Relationships Between School Staff and Families.

We will continue to find ways to better communicate with our families in their home language through verbal and written communication.

Section 2: Building Partnerships for Student Outcomes

Based on the analysis of educational partner input and local data, identify the number which best indicates the LEA's current stage of implementation for each practice in this section using the following rating scale (lowest to highest):

- 1 - Exploration and Research Phase
- 2 - Beginning Development
- 3 - Initial Implementation
- 4 - Full Implementation
- 5 - Full Implementation and Sustainability

Practices	Rating Scale Number
5. Rate the LEA's progress in providing professional learning and support to teachers and principals to improve a school's capacity to partner with families.	4
6. Rate the LEA's progress in providing families with information and resources to support student learning and development in the home.	4
7. Rate the LEA's progress in implementing policies or programs for teachers to meet with families and students to discuss student progress and ways to work together to support improved student outcomes.	5
8. Rate the LEA's progress in supporting families to understand and exercise their legal rights and advocate for their own students and all students.	5

Building Partnerships Dashboard Narrative Boxes (Limited to 3,000 characters)

1. Based on the analysis of educational partner input and local data, briefly describe the LEA's current strengths and progress in Building Partnerships for Student Outcomes.

We are pleased with the rate at which we are able to provide families with information and resources to support student learning in the home.

2. Based on the analysis of educational partner input and local data, briefly describe the LEA's focus area(s) for improvement in Building Partnerships for Student Outcomes.

We work hard to partner with caretakers and assist them in taking an active role in their students' education.

3. Based on the analysis of educational partner input and local data, briefly describe how the LEA will improve engagement of underrepresented families identified during the self-reflection process in relation to Building Partnerships for Student Outcomes.

We will continue to seek better ways to include and inform our families in their home languages at all levels of our program and school.

Section 3: Seeking Input for Decision-Making

Based on the analysis of educational partner input and local data, identify the number which best indicates the LEA's current stage of implementation for each practice in this section using the following rating scale (lowest to highest):

- 1 - Exploration and Research Phase
- 2 - Beginning Development
- 3 - Initial Implementation
- 4 - Full Implementation
- 5 - Full Implementation and Sustainability

Practices	Rating Scale Number
9. Rate the LEA's progress in building the capacity of and supporting principals and staff to effectively engage families in advisory groups and with decision-making.	4
10. Rate the LEA's progress in building the capacity of and supporting family members to effectively engage in advisory groups and decision-making.	4
11. Rate the LEA's progress in providing all families with opportunities to provide input on policies and programs, and implementing strategies to reach and seek input from any underrepresented groups in the school community.	4
12. Rate the LEA's progress in providing opportunities to have families, teachers, principals, and district administrators work together to plan, design, implement and evaluate family engagement activities at school and district levels.	4

Seeking Input for Decision-Making Dashboard Narrative Boxes (Limited to 3,000 characters)

1. Based on the analysis of educational partner input and local data, briefly describe the LEA's current strengths and progress in Seeking Input for Decision-Making.

We are a very collaborative organization. This is exemplified in this area by the fact that we rate high for seeking input for decision making.

2. Based on the analysis of educational partner input and local data, briefly describe the LEA's focus area(s) for improvement in Seeking Input for Decision-Making.

It is important to us that our staff and families know they have a voice, are heard, and actions are taken as a result of their input. We will continue to seek and encourage families and staff to provide us with input.

3. Based on the analysis of educational partner input and local data, briefly describe how the LEA will improve engagement of underrepresented families identified during the self-reflection process in relation to Seeking Input for Decision-Making.

We are dedicated to engaging all of our families in our school, including our underrepresented families. We take great care to ensure we are providing all of our families with tools and resources that will encourage them to be heard in our school. We will continue to improve these efforts with all of our families, especially our underrepresented students and families.

School Climate (LCFF Priority 6)

Introduction

The initial design of the Local Control Funding Formula recognized the critical role that positive school conditions and climate play in advancing student performance and equity. This recognition is grounded in a research base demonstrating that a positive school climate directly impacts indicators of success such as increased teacher retention, lower dropout rates, decreased incidences of violence, and higher student achievement.

In order to support comprehensive planning, LEAs need access to current data. The measurement of school climate provides LEAs with critical data that can be used to track progress in school climate for purposes of continuous improvement, and the ability to identify needs and implement changes to address local needs.

Introduction

LEAs are required, at a minimum, to annually administer a local climate survey. The survey must:

- Capture a valid measure of student perceptions of school safety and connectedness in at least one grade within each grade span the LEA serves (e.g. TK-5, 6-8, 9-12); and
- At a minimum, report disaggregated data by student groups identified in California Education Code 52052, when such data is available as part of the local school climate survey.

Based on the analysis of local data, including the local climate survey data, LEAs are to respond to the following three prompts. Each prompt response is limited to 3,000 characters. An LEA may provide hyperlink(s) to other documents as necessary within each prompt:

Prompt 1 (DATA): Describe the local climate survey data, including available data disaggregated by student groups. LEAs using surveys that provide an overall score, such as the California Healthy Kids Survey, are encouraged to report the overall score for all students as well as available student group scores. Responses may also include an analysis of a subset of specific items on a local survey and additional data collection tools that are particularly relevant to school conditions and climate.

For the 24-25 school year, our local climate survey data was collected using the Youth Truth survey, which was administered across grade bands in the 3-5, 6-7, and 9-12 grades. This survey provides a comprehensive snapshot of various aspects of the school environment, allowing us to assess student perceptions and experiences across different themes.

The overall scores for all students, as well as available student group scores, are as follows:

High School:

Engagement: 92%

Challenging coursework: 87%

Culture of respect: 94%

Relationships: 79%

College and career readiness: 78%

Middle School:

Engagement: 89%

Challenging coursework: 81%

Culture of respect: 97%

Relationships: 96%

Elementary School:

Engagement: 91%

Challenging coursework: 74%

Culture of respect: 99%

Relationships: 70%

These scores provide a snapshot of student perceptions across different grade bands. It's noteworthy that there are variations in scores across grade levels, indicating areas of strength as well as areas for improvement.

In addition to overall scores, we have conducted an analysis of a subset of specific items on the Youth Truth survey. For example, we have examined data related to themes such as engagement, challenging coursework, culture of respect, and relationships. This analysis allows us to gain deeper insights into specific aspects of the school climate and identify targeted strategies for improvement.

Overall, the local climate survey data collected through Youth Truth and additional data collection tools allow us to assess the school climate comprehensively, identify areas of strength and growth, and implement targeted interventions to create a positive and supportive learning environment for all students across grade bands.

Prompt 2 (MEANING): Describe key learnings, including identified needs and areas of strength determined through the analysis of data described in Prompt 1, including the available data disaggregated by student group.

Results from the 2024-2025 Youth Truth survey highlight what's working well at California Online Public Schools, along with a few key areas to strengthen.

Strengths:

Culture of Respect

Students across all grade levels report feeling respected and safe. Scores were especially strong in elementary (99%) and middle school (97%), showing a consistently positive school culture.

Challenging Coursework

High school students (87%) and middle school students (81%) feel challenged by their coursework, which reflects strong academic expectations and curriculum design.

Student Engagement

Engagement was high across the board—92% in high school, 91% in elementary, and 89% in middle school—indicating students are generally involved and interested in their learning.

Growth Areas:

College and Career Readiness

While 78% of high school students feel prepared, there is room to grow. Expanding career exploration, college planning, and dual enrollment opportunities will help better prepare students for life after high school.

Relationships (Elementary and High School)

Relationship scores were very strong in middle school (96%), but lower in elementary (70%) and high school (79%). There's a need to focus on building stronger connections between students and staff, especially at those levels.

Needs:

Academic Challenge in Elementary

Only 74% of elementary students reported that their coursework feels challenging. This shows a need to raise expectations and increase engagement with more rigorous, age-appropriate tasks.

Relationship Building in Elementary

The low relationship score in elementary school suggests a need for more activities that promote connection, like social-emotional learning, group work, and stronger teacher-student interaction.

Conclusion

Overall, the survey data show that students feel respected and engaged, especially in middle and high school. To keep improving, we will focus on building strong relationships in elementary and high school, increasing rigor in the younger grades, and continuing to grow our college and career readiness efforts.

Prompt 3 (USE): Describe any changes to existing plans, policies, or procedures that the LEA determines necessary in order to address areas of need identified through the analysis of local data and the identification of key learnings. Include any revisions, decisions, or actions the LEA has, or will, implement for continuous improvement purposes.

Based on the analysis of the local data and the identification of key learnings from the Youth Truth survey for the 24-25 school year, we have determined the need for changes to existing plans to address areas of need and promote continuous improvement within the school climate. These changes include revisions, decisions, and actions aimed at enhancing student engagement, college and career readiness, and overall school climate.

Enhancing Student Engagement:

- Incorporate a variety of instructional strategies to increase student engagement, such as project-based learning and cooperative learning activities.
- Promote Live Class engagement and interaction at all grade bands
- Creating flexible learning environments that accommodate diverse learning styles and preferences.

Improving College and Career Readiness:

- Refine college and career readiness programs that provide students with guidance on college exploration, application processes, financial aid options, and career pathways.
- Enhance counseling services to provide personalized support and guidance for students as they navigate post-secondary options.
- Strengthening partnerships with community organizations and agencies to provide resources and support for students and families in their college and career planning efforts.

Continued Emphasis on Positive Relationships:

- Enhance regular contacts and surveys to assess student perceptions of teacher-student relationships and school climate, with a focus on continuous improvement.
- Promote opportunities for meaningful student voice and input in school decision-making processes, such as School Advisory Committee meetings.

These changes reflect our commitment to using data-driven decision-making processes to inform continuous improvement efforts and ensure that all students have access to a safe, supportive, and engaging learning environment. By addressing areas of need identified through the analysis of local data, we aim to promote academic success and social-emotional well-being for all students.

Access to a Broad Course of Study (LCFF Priority 7)

LEAs provide a narrative summary of the extent to which all students have access to and are enrolled in a broad course of study by addressing, at a minimum, the following four prompts:

1. Briefly identify the locally selected measures or tools that the LEA is using to track the extent to which all students have access to, and are enrolled in, a broad course of study, based on grade spans, unduplicated student groups, and individuals with exceptional needs served. (response limited to 1,500 characters)

California Online Public Schools uses several locally selected measures and tools to monitor the extent to which all students, across grade spans, unduplicated student groups, and students with exceptional needs, have access to, and are enrolled in, a broad course of study. Course offerings are reviewed annually to align with staff credentialing, student interests, and academic needs. These offerings are also submitted to the Board for annual review and approval.

The online nature of our school allows for increased flexibility and access, as students are not limited by physical classroom schedules or locations. This ensures that all courses are virtually accessible to all students at any point during the school year.

To support high school students, particularly those at risk of falling behind, the school has implemented targeted programs such as Project Success, an internal credit recovery initiative. During the 2023–2024 school year, students in this program achieved an average course pass rate of 96%, a success rate that continued into the first semester of 2024–2025. In addition, since 2020, the school has operated its own in-house summer school program. This program was established to improve upon the outcomes of prior third-party summer options, which averaged a 50% pass rate. In contrast, the in-house program achieved a 73% pass rate in Summer 2024.

These measures reflect a strategic, data-informed approach to ensuring equitable access to a broad course of study for all students, while also proactively addressing graduation rates and learning loss.

- Using the locally selected measures or tools, summarize the extent to which all students have access to, and are enrolled in, a broad course of study. The summary should identify any differences across school sites and student groups in access to, and enrollment in, a broad course of study, and may describe progress over time in the extent to which all students have access to, and are enrolled in, a broad course of study. (response limited to 1,500 characters)

This measure is not applicable in terms of site-to-site comparisons, as each charter within California Online Public Schools operates as a single-school-site Local Educational Agency (LEA). However, within each school, all students have equitable access to a broad course of study, including the full range of curriculum and instructional tools. Each student is supported with an individualized academic program tailored to their educational needs, ensuring access to diverse learning opportunities across grade levels and subject areas.

- Given the results of the tool or locally selected measures, identify the barriers preventing the LEA from providing access to a broad course of study for all students. (response limited to 1,500 characters)

While California Online Public Schools is committed to offering a broad and diverse course of study, certain barriers may impact the availability of specific courses. Two primary factors influencing course offerings are teacher credentialing and student interest. In some cases, courses may be removed from the catalog due to low enrollment or lack of student demand. Additionally, when a teacher with a specialized credential departs, the school makes every effort to recruit a qualified replacement. If a replacement is not available within the school year, staff work closely with affected students and their families to identify appropriate alternative courses. This level of individualized support is particularly critical at the high school level, where course selection can directly impact graduation and college readiness.

- In response to the results of the tool or locally selected measures, what revisions, decisions, or new actions will the LEA implement, or has the LEA implemented, to ensure access to a broad course of study for all students? (response limited to 1,500 characters)

In response to our review of local data and tools, the high school electives department and counseling team collaboratively developed an informational electives website. This resource includes detailed course descriptions and guidance to help students make informed decisions about their elective options, supported by individualized counseling. Coupled with the student course selection form, this ensures equitable access to the full range of available high school electives.

As a virtual school, we also leverage a diverse selection of online curriculum vendors—such as FlexPoint, Edmentum, and CodeHS—to offer a wide breadth of engaging and rigorous elective courses. Furthermore, California Online Public Schools has established a College and Career Access Pathways (CCAP) Partnership Agreement with Saddleback College, expanding access to online dual enrollment opportunities for all high school students.

Coversheet

Approval of Minutes from the May 13, 2025 CalOPS Board Meeting (attached)

Section: IV. Consent Items
Item: A. Approval of Minutes from the May 13, 2025 CalOPS Board Meeting
(attached)
Purpose: Vote
Submitted by:
Related Material: 250513 CalOPS Board Minutes For Review.pdf

DRAFT



California Online Public Schools

California Online Public Schools

Minutes

California Online Public Schools (CalOPS) Board Meeting

Date and Time

Tuesday May 13, 2025 at 4:00 PM

Location

CalOPS NorCal: 580 N. Wilma Avenue, Suite G, Ripon, CA 95366

CalOPS SoCal: 33272 Valle Road, San Juan Capistrano, CA 92675

1201 Cara Road, Dinuba, CA 93618

32946 Calle San Marcos, San Juan Capistrano, 92675

3753 W. Norberry Street, Lancaster, CA 93536

9423 Reseda Blvd. Apt #230, Northridge, CA 91324

4108 W Avenue J6, Lancaster, CA 93536

Join Zoom Meeting

<https://californiaops-org.zoom.us/j/92843576813>

Meeting ID: 928 4357 6813

Dial In: +1 (669) 900-9128 ext. 928-4357-6813# US

This meeting is open to members of the public. For information about meetings or for members of the public who require special accommodations to attend, please visit our website at www.californiaops.org/governance or contact the school offices: Dana Hohn (NorCal) or Eva McGahey (SoCal) at (800) 906-5166 at least 24 hours prior to the meeting. The board packet can be made available for public review by contacting the school offices prior to the Board meeting in compliance with California open meeting law.

Directors Present

A. Pulsipher (remote), E. Wickliffe (remote), J. Stockdale (remote), M. Henjum (remote), P. Pulsipher (remote)

Directors Absent

D. Rivas

Guests Present

A. Larsen (remote), D. Hertzler (remote), Doreen Stringer (remote), E. McGahey, H. Tamayo (remote), J. Condon, J. Sitomer (remote), K. Eng (remote), L. Carter (remote), L. Dombek (remote), M. Brockway (remote), M. White (remote), R. Dreifus (remote), R. Romero (remote), R. Savage (remote), S. Ford (remote)

I. Opening Items

A. Roll Call

CalOPS Staff

Ashley Larsen - Administrative Assistant
Dan Hertzler - Director of Operations
Doreen Stringer - High School Teacher
Eva McGahey - Administrative Assistant - SoCal Office
Heather Tamayo - Middle School Principal
Jessica Condon - Assistant Director of Operations - NorCal Office
LaChelle Carter - Director of Finance
Leslie Dombek - Director of Educational Services
Marcus White - Elementary School Principal
Matt Brockway - High School Principal
Richard Savage - Superintendent
Richie Romero - Deputy Superintendent
Ryan Dreifus - Interim Director of Human Resources
Stephen Ford - Assistant Superintendent

Contracted Staff

Jason Sitomer - Charter Impact Managing Director
Kate Eng - Charter Impact Director of Client Finance

B. Call the Meeting to Order

J. Stockdale called a meeting of the board of directors of California Online Public Schools to order on Tuesday May 13, 2025 at 4:07 PM.

C. Approval of Agenda

E. Wickliffe made a motion to approve the agenda.

A. Pulsipher seconded the motion.

The board **VOTED** to approve the motion.

Roll Call

J. Stockdale Aye

A. Pulsipher Aye

P. Pulsipher Aye

D. Rivas Absent

M. Henjum Aye

E. Wickliffe Aye

S. Ford, Assistant Superintendent, joined meeting at 4:08 pm

II. Public Comment

A. Public Comment

The Board welcomes participation by the members of the public telephonically. To address an item on the agenda, before the scheduled start of the meeting, an individual must write their name and a short description of the agenda item on which they wish to comment on the card provided and submit this to the Chair, along with any materials they want to have distributed to the Board. Individuals who wish to address the Board telephonically must contact the School Leader by phone or by email at least twenty four (24) hours before the scheduled start of the Board meeting. If the individual wants to provide any written materials to the Board, these should be emailed to the School Leader at least twenty-four (24) hours before the scheduled start of the meeting.

The total time for any individual to present, either in person or via telephone, on an item on the agenda shall not exceed three (3) minutes, or six (6) minutes if the individual requesting to comment is a non English speaker and requires a translator, unless the Board grants additional time. However, in compliance with Board policy and the Brown Act, the Board is not permitted to discuss or take action on non-agenda items. Individuals desiring to make a formal presentation to the Board on an item not on the agenda but desiring it be placed on the agenda must provide notice and written submissions detailing the subject of the presentation to the School Leader at least fourteen (14) days prior to the meeting. Any such presentations shall not exceed fifteen (15) minutes in duration, unless otherwise permitted by the Chair.

To view the Board Open Meeting Policy, visit the CalOPS Governance Page at californiaops.org/governance.

No requests for public comment were submitted in advance. No member of the public was present in person.

III. Public Hearing

A.

CalOPS LCAP (and CSI) Plan Input (attached)

L. Dombek summarized the purpose of the LCAP and noted that this item provides the public with an opportunity to comment.

IV. Oral Reports

A. Superintendent's Report

Dr. R. Savage delivered his Superintendent's report. Regarding authorizing districts, a new superintendent was announced for the Ripon USD. Introductions will be made soon to maintain good relations with the CalOPS NorCal Authorizer. He also shared highlights from a recent meeting with the OCDE Superintendent, focused on exploring potential supports and building a positive relationship.

He noted the Graduation ceremony in SoCal will be held on June 12 at UC Irvine. The NorCal ceremony will be held on June 18 at UC Berkley. The CalOPS Board was invited to attend. He also noted that testing has been running smoothly with great participation rates.

On the topic of curriculum and training, there has been conversation occurring among leadership and vendors to ensure efficiency with processes and platforms. There will be more specific updates coming soon.

Staffing updates included a need for several special education teachers and a Director of Student Services. There has been great interest in both of these positions.

B. Principals' Report (attached)

M. Brockway offered updates at the High School level. He noted excitement for the end of year activities with Prom and Grad Night upcoming, as well as the End-of-Year festivals. He also emphasized the effort his team has made at communications with families regarding testing.

H. Tamayo offered updates at the Middle School level. She noted the excitement surrounding the new direction of virtual state testing and the positive response from staff and students. She also mentioned the work being done to refine processes at the MS level, and efforts put into supporting families through the ITR process.

M. White offered updates at the Elementary School level. He mentioned the engagement occurring between teachers and students/families to keep students going strong through the end of the Spring semester. He also noted the successful testing season and positive energy from staff.

C. Charter Impact Financial Report for CalOPS

Approval of Check Registry

M. Henjum made a motion to approve the Consent Agenda, Items A-E.

E. Wickliffe seconded the motion.

The board **VOTED** to approve the motion.

Roll Call

D. Rivas Absent

P. Puisipher Aye

E. Wickliffe Aye

A. Puisipher Aye

J. Stockdale Aye

M. Henjum Aye

VI. Action Items

A. Approval of Form 990 (attached)

M. Henjum made a motion to approve Action Item A, Approval of Form 990.

E. Wickliffe seconded the motion.

L. Carter informed the board that this item included the financial up through June 2024.

The board **VOTED** to approve the motion.

Roll Call

M. Henjum Aye

J. Stockdale Aye

D. Rivas Absent

A. Puisipher Aye

E. Wickliffe Aye

P. Puisipher Aye

VII. Information Items

A. 2025-26 CalOPS Board Meeting Schedule (attached)

D. Hertzler noted the proposed CalOPS Board Schedule for the 2025-26 school year will come to the Board for approval at next month's annual meeting.

VIII. Closing Items

A. Adjourn Meeting

M. Henjum made a motion to adjourn this board meeting and confirm the next scheduled CalOPS Board Meeting on June 10, 2025.

E. Wickliffe seconded the motion.

The board **VOTED** to approve the motion.

Roll Call

J. Stockdale Aye

Roll Call

E. Wickliffe Aye

M. Henjum Aye

D. Rivas Absent

P. Pulsipher Aye

A. Pulsipher Aye

There being no further business to be transacted, and upon motion duly made, seconded and approved, the meeting was adjourned at 4:55 PM.

Respectfully Submitted,

J. Stockdale

Coversheet

Ratification of Special Education Service Contracts (attached)

Section: IV. Consent Items
Item: C. Ratification of Special Education Service Contracts (attached)
Purpose: Vote
Submitted by:
Related Material:
250610 SPED Contracts.pdf
SPG 2024-25 Master Contract CalOPS - FULLY EXECUTED 2025-05-22.pdf
ACES 2024-25 CalOPS Service Agreement - FULLY EXECUTED 2025-05-09.pdf

SPED Contracts

June 10, 2025 CalOPS Board Meeting

NEW CONTRACTS	
2024-25 SERVICE PROVIDERS/CONTRACTS	Contract Status
ACES 2020, LLC (Non-NPA)	FULLY EXECUTED 5/9/2025
SPG Therapy & Education, PC.	FULLY EXECUTED 5/22/2025

NONPUBLIC, NONSECTARIAN
SCHOOL/AGENCY SERVICES

MASTER CONTRACT

2024-2025

Master Contract

GENERAL AGREEMENT FOR NONSECTARIAN,
NONPUBLIC SCHOOL AND AGENCY SERVICES

CALIFORNIA ONLINE PUBLIC SCHOOLS:

California Online Public Schools Central Coast,
California Online Public Schools Central Valley,
California Online Public Schools Monterey Bay,
California Online Public Schools North Bay,
California Online Public Schools Northern California,
California Online Public Schools Southern California

LEA

Contract Year 2024-2025

 Nonpublic School

 X Nonpublic Agency

Type of Contract:

 x Master Contract for fiscal year with Individual Service Agreements (ISA) to be approved throughout the term of this contract.

 Individual Master Contract for a specific student incorporating the Individual Service Agreement (ISA) into the terms of this Individual Master Contract specific to a single student.

 Interim Contract: an extension of the previous fiscal years approved contracts and rates. The sole purpose of this Interim Contract is to provide for ongoing funding at the prior year's rates for 90 days at the sole discretion of the LEA. Expiration Date:

When this section is included as part of any Master Contract, the changes specified above shall amend Section 4 – Term of Master Contract.

Table of Contents

GENERAL PROVISIONS	1
1. MASTER CONTRACT.....	1
2. CERTIFICATION AND LICENSES.....	1
3. COMPLIANCE WITH LAWS, STATUTES, REGULATIONS.....	2
4. TERM OF MASTER CONTRACT.....	2
5. INTEGRATION/CONTINUANCE OF CONTRACT FOLLOWING EXPIRATION OR TERMINATION	3
6. INDIVIDUAL SERVICE AGREEMENT (“ISA”).....	3
7. DEFINITIONS.....	4
ADMINISTRATION OF CONTRACT	5
8. NOTICES.....	5
9. MAINTENANCE OF RECORDS.....	5
10. SEVERABILITY CLAUSE	6
11. SUCCESSORS IN INTEREST	6
12. VENUE AND GOVERNING LAW	6
13. MODIFICATIONS AND AMENDMENTS REQUIRED TO CONFORM TO LEGAL AND ADMINISTRATIVE GUIDELINES.....	6
14. TERMINATION.....	6
15. INSURANCE.....	7
16. INDEMNIFICATION AND HOLD HARMLESS	9
17. INDEPENDENT CONTRACTOR.....	9
18. SUBCONTRACTING	9
19. CONFLICTS OF INTEREST.....	10
20. NON-DISCRIMINATION	10
EDUCATIONAL PROGRAM.....	11
21. FREE AND APPROPRIATE PUBLIC EDUCATION (FAPE).....	11
22. GENERAL PROGRAM OF INSTRUCTION	11
23. INSTRUCTIONAL MINUTES.....	12
24. CLASS SIZE.....	12
25. CALENDARS.....	13
26. DATA REPORTING	13
27. LEAST RESTRICTIVE ENVIRONMENT/DUAL ENROLLMENT.....	14
28. STATEWIDE ACHIEVEMENT TESTING	14
29. MANDATED ATTENDANCE AT LEA MEETINGS	14

30. POSITIVE BEHAVIOR INTERVENTIONS AND SUPPORTS	15
31. STUDENT DISCIPLINE.....	16
32. IEP TEAM MEETINGS.....	17
33. SURROGATE PARENTS AND FOSTER YOUTH	18
34. DUE PROCESS PROCEEDINGS	18
35. COMPLAINT PROCEDURES	18
36. STUDENT PROGRESS REPORTS/REPORT CARDS AND ASSESSMENTS	18
37. TRANSCRIPTS.....	19
38. STUDENT CHANGE OF RESIDENCE.....	19
39. WITHDRAWAL OF STUDENT FROM PROGRAM.....	20
40. PARENT ACCESS.....	20
41. LICENSED CHILDREN’S INSTITUTION (“LCI”) CONTRACTORS AND RESIDENTIAL TREATMENT CENTER (“RTC”) CONTRACTORS	20
42. STATE MEAL MANDATE.....	21
43. MONITORING.....	21
PERSONNEL	22
44. CLEARANCE REQUIREMENTS.....	22
45. STAFF QUALIFICATIONS	22
46. VERIFICATION OF LICENSES, CREDENTIALS AND OTHER DOCUMENTS	23
47. STAFF ABSENCE	24
48. STAFF PROFESSIONAL BEHAVIOR WHEN PROVIDING SERVICES AT SCHOOL OR SCHOOL RELATED EVENTS OR AT SCHOOL FACILITY AND/OR IN THE HOME	24
HEALTH AND SAFETY MANDATES.....	25
49. HEALTH AND SAFETY.....	25
50. FACILITIES AND FACILITIES MODIFICATIONS.....	25
51. ADMINISTRATION OF MEDICATION	25
52. INCIDENT/ACCIDENT REPORTING.....	25
53. CHILD ABUSE REPORTING.....	26
54. SEXUAL HARASSMENT.....	26
55. REPORTING OF MISSING CHILDREN	26
FINANCIAL.....	26
56. ENROLLMENT, CONTRACTING, SERVICE TRACKING, ATTENDANCE REPORTING, AND BILLING PROCEDURES	26
57. RIGHT TO WITHHOLD PAYMENT	27
58. PAYMENT FROM OUTSIDE AGENCIES.....	28

59. PAYMENT FOR ABSENCES	29
60. LEA and/or NONPUBLIC SCHOOL CLOSURE DUE TO EMERGENCY	29
61. INSPECTION AND AUDIT	30
62. RATE SCHEDULE	31
63. DEBARMENT CERTIFICATION	31
EXHIBIT A: 2024-2025 RATES.....	33
EXHIBIT B: 2024-2025 ISA.....	35

2024-2025

CONTRACT NUMBER:

LOCAL EDUCATION AGENCY: California Online Public Schools

NONPUBLIC SCHOOL/AGENCY/RELATED SERVICES PROVIDER:

SPG Therapy & Education, PC.

NONPUBLIC, NONSECTARIAN SCHOOL/AGENCY SERVICES
MASTER CONTRACT

GENERAL PROVISIONS

1. MASTER CONTRACT

This Master Contract (or "Contract") is entered into on May 19, 2025, between **California Online Public Schools, which includes California Online Public Schools Central Coast, California Online Public Schools Central Valley, California Online Public Schools Monterey Bay, California Online Public Schools North Bay, California Online Public Schools Northern California, California Online Public Schools Southern California**, hereinafter referred to as the local educational agency ("LEA"), a member of the **El Dorado** SELPA and SPG Therapy & Education, PC.

(nonpublic, nonsectarian school or agency), hereinafter referred to as NPS/A or "CONTRACTOR" for the purpose of providing special education and/or related services to students with exceptional needs under the authorization of California Education Code sections 56157, 56361 and 56365 *et seq.* and Title 5 of the California Code of Regulations section 3000 *et seq.*, AB 490 (Chapter 862, Statutes of 2003) and AB 1858 (Chapter 914, Statutes of 2004). It is understood that this agreement does not commit the LEA to pay for special education and/or related services provided to any student, or CONTRACTOR to provide such special education and/or related services, unless and until an authorized LEA representative approves the provision of special education and/or related services by CONTRACTOR.

Upon acceptance of a student, LEA shall submit to CONTRACTOR an Individual Service Agreement (hereinafter referred to as "ISA"). Unless otherwise agreed in writing, these forms shall acknowledge CONTRACTOR's obligation to provide all relevant services specified in the student's Individualized Education Program (hereinafter referred to as "IEP"). The ISA shall be executed within ninety (90) days of a student's enrollment. LEA and CONTRACTOR shall enter into an ISA for each student served by CONTRACTOR. As available and appropriate, the LEA shall make available access to any electronic IEP system and/or electronic database for the development of the ISA and invoices.

Unless placement and/or services is made pursuant to an Office of Administrative Hearings (hereinafter referred to as "OAH") order, a lawfully executed settlement agreement between LEA and parent or authorized by LEA for a transfer student pursuant to California Education Code section 56325, LEA is not responsible for the costs associated with NPS placement or NPS/A services until the date on which an IEP team meeting is convened, the IEP team determines that a NPS placement is appropriate, and the IEP is signed by the student's parent.

2. CERTIFICATION AND LICENSES

CONTRACTOR shall be certified by the California Department of Education (hereinafter referred to as "CDE") as a NPS/A. All NPS/A services shall be provided consistent with the area of certification and licensure specified by CDE Certification and as defined in California Education Code, section 56366 *et seq* and within the professional scope of practice of each provider's license, certification, and/or credential. A current copy of CONTRACTOR's NPS/A certification or a waiver of such certification issued by the CDE pursuant to Education Code section 56366.2 must be provided to LEA on or before the date this Agreement is executed by CONTRACTOR. This Master Contract shall be null and void if such certification or waiver is expired, revoked, rescinded, or otherwise nullified during the effective period of this Master Contract.

Total student enrollment shall be limited to capacity as stated on CDE certification and in Section 24 of the Master Contract.

In addition to meeting the certification requirements of the State of California, a CONTRACTOR that operates a program outside of this State shall be certified and all staff persons providing services to pupils shall be certified and/or licensed by that state to provide, respectively, special education and related services and designated instruction and related services to pupils under the federal Individuals with Disabilities Education Act (20 U.S.C. Sec. 1400 et seq.).

If CONTRACTOR is a licensed children's institution (hereinafter referred to as "LCI"), CONTRACTOR shall be licensed by the state, or other public agency having delegated authority by contract with the state to license, to provide nonmedical care room and board to children, including, but not limited to, individuals with exceptional needs. The LCI must also comply with all licensing requirements relevant to the protection of the child, and have a special permit, if necessary, to meet the needs of each child so placed. If the CONTRACTOR operates a program outside of this State, CONTRACTOR must obtain all required licenses from the appropriate licensing agency in both California and in the state where the LCI is located.

With respect to CONTRACTOR's certification, failure to notify the LEA and CDE in writing of any changes in: (1) credentialed/licensed staff; (2) ownership; (3) management and/or control of the agency; (4) major modification or relocation of facilities; or (5) significant modification of the program may result in the suspension or revocation of CDE certification and/or suspension or termination of this Master Contract by the LEA.

3. COMPLIANCE WITH LAWS, STATUTES, REGULATIONS

During the term of this Master Contract, unless otherwise agreed, CONTRACTOR shall comply with all applicable federal, state, and local statutes, laws, ordinances, rules, policies and regulations. CONTRACTOR shall also comply with all applicable LEA policies and procedures unless, taking into consideration all of the surrounding facts and circumstances, a policy or policies or a portion of a policy does not reasonably apply to CONTRACTOR. CONTRACTOR hereby acknowledges and agrees that it accepts all risks and responsibilities for its failure to comply with LEA policies and shall indemnify LEA under the provisions of Section 16 of this Agreement for all liability, loss, damage and expense (including reasonable attorneys' fees) resulting from or arising out of CONTRACTOR's failure to comply with applicable LEA policies (e.g., those policies relating to; the provision of special education and/or related services, facilities for individuals with exceptional needs, student enrollment and transfer, student inactive status, corporal punishment, student discipline, and positive behavior interventions).

CONTRACTOR acknowledges and understands that LEA may report to the CDE any violations of the provisions of this Master Contract; and that this may result in the suspension and/or revocation of CDE nonpublic school/agency certification pursuant to California Education Code section 56366.4(a).

4. TERM OF MASTER CONTRACT

The term of this Master Contract shall be from July 1, 2024 to June 30, 2025 (Title 5 California Code of Regulations section 3062(a)) unless otherwise stated. Neither the CONTRACTOR nor the LEA is required to renew this Master Contract in subsequent contract years. The parties acknowledge that any subsequent Master Contract is to be re-negotiated prior to June 30, 2025 (Title 5 California Code of Regulations section 3062(d)). In the event the contract negotiations are not agreed to by June 30th, the most recently executed Master Contract will remain in effect for 90 days (Education Code 56366(c)(1)). No Master Contract will be offered unless and until all of the contracting requirements have been satisfied. The offer of a Master Contract to a CONTRACTOR is at the sole discretion of the LEA.

The provisions of this Master Contract apply to CONTRACTOR and any of its employees or independent contractors. Notice of any change in CONTRACTOR's ownership or authorized representative shall be provided in writing to LEA within thirty (30) calendar days of change of ownership or change of authorized representative.

5. INTEGRATION/CONTINUANCE OF CONTRACT FOLLOWING EXPIRATION OR TERMINATION

This Master Contract includes each ISA and they are incorporated herein by this reference. This Master Contract supersedes any prior or contemporaneous written or oral understanding or agreement. This Master Contract may be amended only by written amendment executed by both parties.

CONTRACTOR shall provide the LEA with information as requested in writing to secure a Master Contract or a renewal.

At a minimum, such information shall include copies of current teacher credentials and clearance, insurance documentation and CDE certification. The LEA may require additional information as applicable. If the application packet is not completed and returned to District, no Master Contract will be issued. If CONTRACTOR does not return the Master Contract to LEA duly signed by an authorized representative within ninety (90) calendar days of issuance by LEA, the new contract rates will not take effect until the newly executed Master Contract is received by LEA and will not be retroactive to the first day of the new Master Contract's effective date. If CONTRACTOR fails to execute the new Master Contract within such ninety-day period, all payments shall cease until such time as the new Master Contract for the current school year is signed and returned to LEA by CONTRACTOR. (California Education Code section 56366(c)(1) and (2)). In the event that this Master Contract expires or terminates, CONTRACTOR shall continue to be bound to all of the terms and conditions of the most recent executed Master Contract between CONTRACTOR and LEA for so long as CONTRACTOR is servicing authorized students at the discretion of the LEA.

6. INDIVIDUAL SERVICE AGREEMENT ("ISA")

This Agreement shall include an ISA developed for each student to whom CONTRACTOR is to provide special education and/or related services. An ISA shall only be issued for students enrolled with the approval of the LEA pursuant to Education Code section 56366 (a)(2)(A). An ISA may be effective for more than one contract year provided that there is a concurrent Master Contract in effect. In the event that this Master Contract expires or terminates, CONTRACTOR, shall continue to be bound to all of the terms and conditions of the most recent executed ISAs between CONTRACTOR and LEA for so long as CONTRACTOR is servicing authorized students.

Any and all changes to a student's educational placement/program provided under this Master Contract and/or an ISA shall be made solely on the basis of a revision to the student's IEP or by written agreement between the parent and LEA. At any time during the term of this Master Contract, a student's parent, CONTRACTOR, or LEA may request a review of a student's IEP subject to all procedural safeguards required by law.

Unless otherwise provided in this Master Contract, the CONTRACTOR shall provide all services specified in the IEP unless the CONTRACTOR and the LEA agree otherwise in the ISA. (California Education Code sections 56366(a) (5) and 3062(e)). In the event the CONTRACTOR is unable to provide a specific service at any time during the life of the ISA, the CONTRACTOR shall notify the LEA in writing within five (5) business days of the last date a service was provided. CONTRACTOR shall provide any and all subsequent compensatory service hours awarded to student as a result of lack of provision of services while student was served by the NPS/A.

If a parent or LEA contests the termination of an ISA by initiating a due process proceeding with the OAH, CONTRACTOR shall abide by the "stay-put" requirement of state and federal law unless the parent agrees otherwise or an Interim Alternative Educational Setting is deemed lawful and appropriate by LEA or OAH consistent with Section 1415 (k)(1)(7) of Title 20 of the United States Code. CONTRACTOR shall adhere to all LEA requirements concerning changes in placement.

Disagreements between LEA and CONTRACTOR concerning the formulation of an ISA or the Master Contract may be appealed to the County Superintendent of Schools of the County where the LEA is located, or the State Superintendent of Public Instruction pursuant to the provisions of California Education Code section 56366(c) (2).

7. DEFINITIONS

The following definitions shall apply for purposes of this contract:

- a. The term “CONTRACTOR” means a nonpublic, nonsectarian school/agency certified by the California Department of Education and its officers, agents, and employees.
- b. The term “authorized LEA representative” means a LEA administrator designated to be responsible for NPS/A. It is understood, a representative of the Special Education Local Plan Area (SELPA) of which the LEA is a member is an authorized LEA representative in collaboration with the LEA. The LEA maintains sole responsibility for this Contract, unless otherwise specified in this Contract.
- c. The term “credential” means a valid credential, life diploma, permit, or document in special education or pupil personnel services issued by, or under the jurisdiction of, the State Board of Education if issued prior to 1970 or the California Commission on Teacher Credentialing, which entitles the holder thereof to perform services for which certification qualifications are required as defined in Title 5 of the California Code of Regulations section 3001(g).
- d. The term “qualified” means that a person holds a certificate, permit or other document equivalent to that which staff in a public school are required to hold to provide special education and related services and has met federal and state certification, licensing, registration, or other comparable requirements which apply to the area in which the individual is providing special education or related services, including those requirements set forth in Title 34 of the Code of Federal Regulations sections 200.56 and 200.58, and those requirements set forth in Title 5 of the California Code of Regulations Sections 3064 and 3065, and adheres to the standards of professional practice established in federal and state law or regulation, including the standards contained in the California Business and Professions Code.

Nothing in this definition shall be construed as restricting the activities in services of a graduate needing direct hours leading to licensure, or of a student teacher or intern leading to a graduate degree at an accredited or approved college or university, as authorized by state laws or regulations. (Title 5 of the California Code of Regulations Section 3001 (r)).

- e. The term “license” means a valid non-expired document issued by a licensing agency within the Department of Consumer Affairs or other state licensing office authorized to grant licenses and authorizing the bearer of the document to provide certain professional services or refer to themselves using a specified professional title including but not limited to mental health and board and care services at a residential placement. If a license is not available through an appropriate state licensing agency, a certificate of registration with the appropriate professional organization at the national or state level which has standards established for the certificate that are equivalent to a license shall be deemed to be a license as defined in Title 5 of the California Code of Regulations section 3001(l).
- f. “Parent” means:
 - i. a biological or adoptive parent, unless the biological or adoptive parent does not have legal authority to make educational decisions for the child,
 - ii. a guardian generally authorized to act as the child’s parent or authorized to make educational decisions for the child,
 - iii. an individual acting in the place of a biological or adoptive parent, including a grandparent, stepparent, or other relative with whom the child lives, or an individual who is legally responsible for the child’s welfare,

- iv. a surrogate parent,
- v. a foster parent if the authority of the biological or adoptive parent to make educational decisions on the child's behalf has been specifically limited by court order in accordance with Code of Federal Regulations 300.30(b)(1) or (2).

Parent does not include the state or any political subdivision of government or the NPS/A under contract with the LEA for the provision of special education or designated instruction and services for a child. (California Education Code section 56028).

- g. The term "days" means calendar days unless otherwise specified.
- h. The phrase "billable day" means a school day in which instructional minutes meet or exceed those in comparable LEA programs.
- i. The phrase "billable day of attendance" means a school day as defined in California Education Code Section 46307, in which a student is in attendance and in which instructional minutes meet or exceed those in comparable LEA programs unless otherwise stipulated in an IEP or ISA.
- j. It is understood that the term "Master Contract" also means "Contract" and is referred to as such in this document.

ADMINISTRATION OF CONTRACT

8. NOTICES

All notices provided for by this Contract shall be in writing. Notices shall be mailed, emailed, or delivered by hand and shall be effective as of the date of receipt by addressee.

All notices mailed or emailed to LEA shall be addressed to the person and address as indicated on the signature page of this Master Contract. Notices to CONTRACTOR shall be addressed as indicated on signature page of this Master Contract.

9. MAINTENANCE OF RECORDS

All records shall be maintained by CONTRACTOR as required by state and federal laws and regulations. Notwithstanding the foregoing sentence, CONTRACTOR shall maintain all records for at least five (5) years after the termination of this Master Contract. For purposes of this Master Contract, "records" shall include, but not be limited to student records as defined by California Education Code section 49061(b) including electronically stored information; registers and roll books of teachers and/or daily service providers; daily service logs and notes and other documents used to record the provision of related services including supervision; daily service logs and notes used to record the provision of services provided through additional instructional assistants, NPA behavior intervention aides, and bus aides; behavior emergency reports (BER); incident reports; notification of injuries; absence verification records (parent/doctor notes, telephone logs, and related documents) if the CONTRACTOR is funded for excused absences, however, such records are not required if positive attendance is required; bus rosters; staff lists specifying credentials held and documents evidencing other staff qualifications, social security numbers, dates of hire, and dates of termination; records of employee training and certification, , including verification of behavior training consistent with 56366.1; staff time sheets; non-paid staff and volunteer sign-in sheets; transportation and other related services subcontracts; school calendars; bell/class schedules when applicable; liability and worker's compensation insurance policies; state NPS/A certifications; by-laws, if applicable; lists of current board of directors/trustees, if incorporated; statement of income and expenses; general journals; cash receipts and disbursement books; general ledgers and supporting documents; documents evidencing financial expenditures; federal/state payroll quarterly reports; evidence of electronic payments; and bank statements and canceled checks or facsimile thereof.

CONTRACTOR shall maintain student records in a secure location to ensure confidentiality and prevent unauthorized access. CONTRACTOR shall maintain a current list of the names and positions of CONTRACTOR's employees who have access to confidential records. CONTRACTOR shall maintain an access log for each student's record which lists all persons, agencies, or organizations requesting or receiving information from the record. Such log shall be maintained as required by California Education Code section 49064 and include the name, title, agency/organization affiliation, date/time of access for each individual requesting or receiving information from the student's record, and a description of the record(s) provided. Such log needs to record access to the student's records by: (a) the student's parent; (b) an individual to whom written consent has been executed by the student's parent; or (c) employees of LEA or CONTRACTOR having a legitimate educational interest in requesting or receiving information from the record. CONTRACTOR/LEA shall maintain copies of any written parental concerns granting access to student records. For purposes of this paragraph, "employees of LEA or CONTRACTOR" do not include subcontractors. CONTRACTOR shall grant the following access to student records, (a) the student's parent; (b) employees of LEA or CONTRACTOR having a legitimate educational interest in requesting or receiving information from the record, and comply with parents' requests for copies of student records, as required by state and federal laws and regulations. CONTRACTOR agrees, in the event of school or agency closure, to forward student records within ten (10) business days to LEA. These shall include, but not limited to, current transcripts, IEP/IFSPs, BER's, incident reports, notification of injuries and all other relevant reports. LEA and/or SELPA shall have access to and receive copies of any and all records upon request within five (5) business days.

10. SEVERABILITY CLAUSE

If any provision of this agreement is held, in whole or in part, to be unenforceable for any reason, the remainder of that provision and of the entire agreement shall be severable and remain in effect.

11. SUCCESSORS IN INTEREST

This contract binds CONTRACTOR's successors and assignees. CONTRACTOR shall notify the LEA of any change of ownership or corporate control.

12. VENUE AND GOVERNING LAW

The laws of the State of California shall govern the terms and conditions of this contract with venue in the County where the LEA is located.

13. MODIFICATIONS AND AMENDMENTS REQUIRED TO CONFORM TO LEGAL AND ADMINISTRATIVE GUIDELINES

This Master Contract may be modified or amended by the LEA to conform to administrative and statutory guidelines issued by any state, federal or local governmental agency. The party seeking such modification shall provide the LEA and/or CONTRACTOR thirty (30) days' notice of any such changes or modifications made to conform to administrative or statutory guidelines and a copy of the statute or regulation upon which the modification or changes are based.

14. TERMINATION

This Master Contract or ISA may be terminated for cause. The cause shall not be the availability of a public class initiated during the period of the contract unless the parent agrees to the transfer of the student to the public school program at an IEP team meeting. To terminate the contract either party shall give no less than twenty (20) days prior written notice (California Education Code section 56366(a)(4)). At the time of termination, CONTRACTOR shall provide to LEA any and all documents CONTRACTOR is required to maintain under this Master Contract. ISAs are void upon termination of this Master Contract, as provided in Section 5 or 6. CONTRACTOR or LEA may terminate an ISA for cause. To terminate the ISA, either party shall give twenty (20) days prior written notice.

15. INSURANCE

CONTRACTOR shall, at CONTRACTOR'S sole cost and expense, maintain in full force and effect, during the term of this Contract, the following insurance coverage from a California licensed and/or admitted insurer with an A minus (A-), VII, or better rating from A.M. Best, sufficient to cover any claims, damages, liabilities, costs and expenses (including counsel fees) arising out of or in connection with CONTRACTOR's fulfillment of any of its obligations under this Agreement or either party's use of the work or any component or part thereof:

PART I - INSURANCE REQUIREMENTS FOR NONPUBLIC SCHOOLS AND AGENCIES

- A. **Commercial General Liability Insurance**, including both bodily injury and property damage, with limits as follows:

- \$2,000,000 per occurrence
- \$ 500,000 fire damage
- \$ 5,000 medical expenses
- \$1,000,000 personal & adv. injury
- \$3,000,000 general aggregate
- \$2,000,000 products/completed operations aggregate

The policy may not contain an exclusion for coverage of claims arising from claims for sexual molestation or abuse. In the event that CONTRACTOR's policy should have an exclusion for sexual molestation or abuse claims, then CONTRACTOR shall be required to procure a supplemental policy providing such coverage.

- B. **Workers' Compensation Insurance** in accordance with provisions of the California Labor Code adequate to protect the CONTRACTOR from claims that may arise from its operations pursuant to the Workers' Compensation Act (Statutory Coverage). The Workers' Compensation Insurance coverage must also include Employers Liability coverage with limits of \$1,000,000/\$1,000,000/\$1,000,000.

- C. **Commercial Auto Liability Insurance** for all owned, non-owned or hired automobiles with a \$1 million combined single limit.

If no owned automobiles, then only hired and non-owned is required.

If CONTRACTOR uses a vehicle to travel to/from school sites, between schools and/or to/from students' homes or other locations as approved service locations by the LEA, CONTRACTOR must comply with State of California auto insurance requirements.

- D. **Errors & Omissions (E & O)/Malpractice (Professional Liability) coverage**, including Sexual Molestation and Abuse coverage, unless that coverage is afforded elsewhere in the Commercial General Liability policy by endorsement or separate policy, with the following limits:

- \$1,000,000 per occurrence
- \$2,000,000 general aggregate

- E. CONTRACTOR, upon execution of this Contract and periodically thereafter upon request, shall furnish the LEA with certificates of insurance evidencing such coverage. The certificate of insurance shall include a ten (10) day non-renewal notice provision. The Commercial

General Liability and Automobile Liability policy shall name the LEA and the Board of Education additional insured's premiums on all insurance policies and shall be paid by CONTRACTOR and shall be deemed included in CONTRACTOR's obligations under this contract at no additional charge.

- F. Any deductibles or self-insured retentions above \$100,000 must be declared to and approved by the LEA. At its option, LEA may require the CONTRACTOR, at the CONTRACTOR's sole cost, to: (a) cause its insurer to reduce to levels specified by the LEA or eliminate such deductibles or self-insured retentions with respect to the LEA, its officials and employees, or (b) procure a bond guaranteeing payment of losses and related investigation.
- G. For any claims related to the services performed in connection with this Master Contract, the CONTRACTOR's insurance coverage shall be the primary insurance with respect to the LEA, its subsidiaries, officials and employees. Any insurance or self-insurance maintained by the LEA, its subsidiaries, officials and employees shall be excess of the CONTRACTOR's insurance and shall not contribute with it.
- H. All Certificates of Insurance must reference the contract number, name of the school or agency submitting the certificate, and the location of the school or agency submitting the certificate on the certificate.

PART II - INSURANCE REQUIREMENTS FOR NONPUBLIC SCHOOLS AFFILIATED WITH A RESIDENTIAL TREATMENT FACILITY ("RTC")

When CONTRACTOR is an NPS affiliated with a **residential treatment center (NPS/RTC)**, the following insurance policies are required:

- A. **Commercial General Liability** including both bodily injury and property damage, with limits as follows:

\$3,000,000 per occurrence
\$6,000,000 in General Aggregate.

The policy shall be endorsed to name the LEA and the Board of Education as *named* additional insured and shall provide specifically that any insurance carried by the LEA which may be applicable to any claims or loss shall be deemed excess and the RTC's insurance primary despite any conflicting provisions in the RTC's policy. Coverage shall be maintained with no Self-Insured Retention above \$100,000 without the prior written approval of the LEA.

- B. **Workers' Compensation Insurance** in accordance with provisions of the California Labor Code adequate to protect the RTC from claims that may arise from its operations pursuant to the Workers' Compensation Act (Statutory Coverage). The Workers' Compensation Insurance coverage must also include Employers Liability coverage with limits of \$1,000,000/\$1,000,000/\$1,000,000.
- C. **Commercial Auto Liability** coverage with limits of \$1,000,000 Combined Single Limit per Occurrence if the RTC does not operate a student bus service. If the RTC provides student bus services, the required coverage limit is \$5,000,000 Combined Single Limit per Occurrence.
- D. **Fidelity Bond or Crime Coverage** shall be maintained by the RTC to cover all employees who process or otherwise have responsibility for RTC funds, supplies, equipment or other assets. Minimum amount of coverage shall be \$250,000 per occurrence, with no self-insured retention.
- E. **Professional Liability/Errors & Omissions/Malpractice** coverage with minimum limits of \$3,000,000 per occurrence and \$6,000,000 general aggregate.

- F. **Sexual Molestation and Abuse Coverage**, unless that coverage is afforded elsewhere in the Commercial General Liability or Professional liability policy by endorsement, with minimum limits of \$3,000,000 per occurrence and \$6,000,000 general aggregate.

If LEA or CONTRACTOR determines that a change in insurance coverage obligations under this section is necessary, either party may reopen negotiations to modify the insurance obligations.

16. INDEMNIFICATION AND HOLD HARMLESS

To the fullest extent allowed by law, CONTRACTOR shall indemnify and hold LEA and its Board Members, administrators, employees, agents, attorneys, volunteers, and subcontractors ("LEA Indemnities") harmless against all liability, loss, damage and expense (including reasonable attorneys' fees) resulting from or arising out of this Master Contract or its performance, to the extent that such loss, expense, damage or liability was proximately caused by negligence, intentional act, or willful act or omission of CONTRACTOR, including, without limitation, its agents, employees, subcontractors or anyone employed directly or indirectly by it (excluding LEA and LEA Indemnities). The duty and obligation to defend shall arise immediately upon tender of a claim or lawsuit to the CONTRACTOR. The LEA and the Member District(s) shall have the right in their sole discretion to select counsel of its choice to provide the defense at the sole cost of the CONTRACTOR or the applicable insurance carrier.

To the fullest extent allowed by law, LEA shall indemnify and hold CONTRACTOR and its Board Members, administrators, employees, agents, attorneys, and subcontractors ("CONTRACTOR Indemnities") harmless against all liability, loss, damage and expense (including reasonable attorneys' fees) resulting from or arising out of this Master Contract or its performance thereof, to the extent that such loss, expense, damage or liability was proximately caused by the negligent, intentional act or willful act or omission of LEA, including, without limitation, its agents, employees, subcontractors or anyone employed directly or indirectly by it (excluding CONTRACTOR and/or any CONTRACTOR Indemnities).

LEA represents that it is self-insured in compliance with the laws of the State of California, that the self-insurance covers district employees acting within the course and scope of their respective duties and that its self-insurance covers the LEA's indemnification obligations under this Master Contract.

17. INDEPENDENT CONTRACTOR

Nothing herein contained will be construed to imply a joint venture, partnership or principal-agent relationship between the LEA and CONTRACTOR. CONTRACTOR shall provide all services under this Contract as an independent contractor, and neither party shall have the authority to bind or make any commitment on behalf of the other. Nothing contained in this Contract shall be deemed to create any association, partnership, joint venture or relationship of principal and agent, master and servant, or employer and employee between the parties or any affiliates of the parties, or between the LEA and any individual assigned by CONTRACTOR to perform any services for the LEA.

If the LEA is determined to be a partner, joint venture, co-principal, employer or co-employer of CONTRACTOR, CONTRACTOR shall indemnify and hold harmless the LEA from and against any and all claims for loss, liability, or damages arising from that determination, as well as any expenses, costs, taxes, penalties and interest charges incurred by the LEA as a result of that holding.

18. SUBCONTRACTING

CONTRACTOR shall provide written notification to LEA before subcontracting for special education and/or related services pursuant to this Master Contract. In the event LEA determines that it can provide the subcontracted service(s) at a lower rate, LEA may elect to provide such service(s). If LEA elects to provide such service(s), LEA shall provide written notification to CONTRACTOR within five (5) days of receipt of CONTRACTOR's original notice and CONTRACTOR shall not subcontract for said service(s).

CONTRACTOR shall incorporate all of the provisions of this Master Contract in all subcontracts, to the fullest extent reasonably possible. Furthermore, when CONTRACTOR enters into subcontracts for the provision of special education and/or related services (including, but not limited to, transportation) for any student, CONTRACTOR shall cause each subcontractor to procure and maintain insurance during the term of each subcontract. Such subcontractor’s insurance shall comply with the provisions of Section 15. Each subcontractor shall furnish the LEA with original endorsements and certificates of insurance effecting coverage required by Section 15. The endorsements are to be signed by a person authorized by that insurer to bind coverage on its behalf. The endorsements are to be on forms as required by the LEA. All endorsements are to be received and approved by the LEA before the subcontractor’s work commences. The Commercial General Liability and Automobile Liability policies shall name the LEA/SELPA and the LEA Board of Education as additional insured.

As an alternative to the LEA’s forms, a subcontractor’s insurer may provide complete, certified copies of all required insurance policies, including endorsements affecting the coverage required by this Master Contract. All Certificates of Insurance must reference the LEA contract number, name of the school or agency submitting the certificate, indication if NPS or NPA, and the location of the school or agency submitting the certificate. In addition, all subcontractors must meet the requirements as contained in Section 44 Clearance Requirements and Section 45 Staff Qualifications of this Master Contract.

19. CONFLICTS OF INTEREST

CONTRACTOR shall provide to LEA upon request a copy of its current bylaws and a current list of its Board of Directors (or Trustees), if it is incorporated. CONTRACTOR and any member of its Board of Directors (or Trustees) shall disclose any relationship with LEA that constitutes or may constitute a conflict of interest pursuant to California Education Code section 56042 and Government Code Section 1090 including, but not limited to, employment with LEA, provision of private party assessments and/or reports, and attendance at IEP team meetings acting as a student’s advocate. Pursuant to California Education code section 56042, an attorney or advocate for a parent of an individual with exceptional needs shall not recommend placement at CONTRACTOR’s facility if the attorney or advocate is employed or contracted by the CONTRACTOR, or will receive a benefit from the CONTRACTOR, or otherwise has a conflict of interest.

The LEA shall neither execute an ISA with CONTRACTOR nor amend an existing ISA for a student when a recommendation for special education and/or related services is based in whole or in part on assessment(s) or reports provided by CONTRACTOR to the student without prior written authorization by LEA. This paragraph shall apply to CONTRACTOR regardless of when an assessment is performed or a report is prepared (i.e., before or after the student is enrolled in CONTRACTOR’s school/agency) or whether an assessment of the student is performed or a report is prepared in the normal course of the services provided to the student by CONTRACTOR. To avoid conflict of interest, and in order to ensure the appropriateness of an Independent Educational Evaluation (hereinafter referred to as “IEE”) and its recommendations, the LEA may not fund an IEE by an evaluator who provides ongoing service(s) or is sought to provide service(s) to the student for whom the IEE is requested. Likewise, the LEA may not fund services through the evaluator whose IEE the LEA agrees to fund. When no other appropriate assessor is available, LEA may request and if CONTRACTOR agrees, the CONTRACTOR may provide an IEE.

CONTRACTOR shall not admit a student living within the jurisdictional boundaries of the LEA on a private pay or tuition free “scholarship” basis and concurrently or subsequently advise/request parent(s) to pursue funding for the admitted school year from the LEA through due process proceedings.

20. NON-DISCRIMINATION

CONTRACTOR shall not, in employment or operation of its programs, unlawfully discriminate on the basis of gender, nationality, national origin, ancestry, race, color, ethnicity, ethnic group affiliation, religion, age, marital status, pregnancy or parental status, sex, sexual orientation, gender, gender identity or expression, physical or mental disability, genetic information or any other classification protected by federal

or state law or the perception of one or more of such characteristics or association with a person or group with one or more of these actual or perceived characteristics.

EDUCATIONAL PROGRAM

21. FREE AND APPROPRIATE PUBLIC EDUCATION (FAPE)

The LEA shall provide CONTRACTOR with a copy of the IEP including the Individualized Transition Plan (hereinafter referred to as “ITP”) of each student served by CONTRACTOR. CONTRACTOR shall provide special education and/or related services (including transition services) to each student within the NPS/A consistent with the student’s IEP and as specified in the ISA. If CONTRACTOR is a NPS, CONTRACTOR shall not accept a student if it cannot provide or ensure the provision of the services outlined in the student’s IEP. If student services are provided by a third party (i.e. Related Services Provider), CONTRACTOR shall notify LEA if provision of services cease.

Unless otherwise agreed to between CONTRACTOR and LEA, CONTRACTOR shall be responsible for the provision of all appropriate supplies, equipment, and/or facilities, as specified in the student’s IEP and ISA. CONTRACTOR shall make no charge of any kind to parents for special education and/or related services as specified in the student’s IEP and ISA (including, but not limited to, screenings, assessments, or interviews that occur prior to or as a condition of the student’s enrollment under the terms of this Master Contract). LEA shall provide low incidence equipment for eligible students with low incidence disabilities when specified in the student’s IEP and ISA. Such equipment remains the property of the SELPA/LEA and shall be returned to the SELPA/LEA when the IEP team determines the equipment is no longer needed or when the student is no longer enrolled in the NPS. CONTRACTOR shall ensure that facilities are adequate to provide LEA students with an environment which meets all pertinent health and safety regulations. CONTRACTOR may charge a student’s parent(s) for services and/or activities not necessary for the student to receive a free appropriate public education after: (a) written notification to the student’s parent(s) of the cost and voluntary nature of the services and/or activities; and (b) receipt by the LEA of the written notification and a written acknowledgment signed by the student’s parent(s) of the cost and voluntary nature of the services and/or activities. CONTRACTOR shall adhere to all LEA requirements concerning parent acknowledgment of financial responsibility.

Voluntary services and/or activities not necessary for the student to receive a free appropriate public education shall not interfere with the student’s receipt of special education and/or related services as specified in the student’s IEP and ISA unless the LEA, CONTRACTOR, and PARENT agree otherwise in writing.

22. GENERAL PROGRAM OF INSTRUCTION

All NPS/A services shall be provided consistent with the area of certification specified by CDE Certification and as defined in California Education Code section 56366 *et seq.*...

When CONTRACTOR is a NPS, CONTRACTOR’s general program of instruction shall: (a) utilize evidence-based practices and be consistent with LEA’s standards regarding the particular course of study and curriculum; (b) include curriculum that addresses mathematics, literacy and the use of educational, assistive technology and transition services; (c) be consistent with CDE’s standards regarding the particular course of study and curriculum; (d) provide the services as specified in the student’s IEP and ISA. Students shall have access to: (a) State Board of Education (SBE) - adopted Common Core State Standards (“CCSS”) for curriculum and the same instructional materials for kindergarten and grades 1 to 8, inclusive; and provide standards – aligned core curriculum and instructional materials for grades 9 to 12, inclusive, used by an LEA, that contracts with the NPS: (b) college preparation courses; (c) extracurricular activities, such as art, sports, music and academic clubs; (d) career preparation and vocational training, consistent with transition plans pursuant to state and federal law and; (e) supplemental assistance, including individual academic tutoring, psychological counseling, and career and college counseling.

When CONTRACTOR serves students in grades 9 through 12 inclusive, LEA shall provide to CONTRACTOR a specific list of the course requirements to be satisfied by the CONTRACTOR leading toward graduation or completion of LEA's diploma requirements. CONTRACTOR shall not award a high school diploma to students who have not successfully completed all of the LEA's graduation requirements.

When CONTRACTOR is a NPA and/or related services provider, CONTRACTOR's general program of instruction and/or services shall utilize evidence-based practices and be consistent with LEA and CDE guidelines and certification, and provided as specified in the student's IEP and ISA. The NPA providing Behavior Intervention services shall develop a written plan that specifies the nature of their NPA service for each student within thirty (30) days of enrollment and shall be provided in writing to the LEA. School-based services may not be unilaterally converted by CONTRACTOR to a substitute program or provided at a location not specifically authorized by the IEP team. Except for services provided by a CONTRACTOR that is a Licensed Children's Institution (LCI), all services not provided in the school setting require the presence of a parent, guardian or adult caregiver during the delivery of services, provided such guardian or caregiver have a signed authorization by the parent or legal guardian to authorize emergency services as requested. LCI CONTRACTORS shall ensure that appropriate and qualified residential or clinical staff is present during the provision of services under this Master Contract. CONTRACTOR shall immediately notify LEA in writing if no parent, guardian or adult caregiver is present. CONTRACTOR shall provide to LEA a written description of the services and location provided prior to the effective date of this Master Contract. CONTRACTORS providing Behavior Intervention services must have a trained behaviorist or trained equivalent on staff. It is understood that Behavior Intervention services are limited per CDE Certification and do not constitute as an instructional program.

When CONTRACTOR is a NPA, CONTRACTOR shall not provide transportation nor subcontract for transportation services for students unless the LEA and CONTRACTOR agree otherwise in writing.

23. INSTRUCTIONAL MINUTES

When CONTRACTOR is a NPS, the total number of instructional minutes per school day provided by CONTRACTOR shall be at least equivalent to the number of instructional minutes per school day provided to students at like grade level attending LEA schools and shall be specified in the student's ISA developed in accordance with the student's IEP.

For students in grades kindergarten through 12 inclusive, unless otherwise specified in the student's IEP and ISA, the number of instructional minutes, excluding breakfast, recess, lunch and passing time shall be at the same level that Ed. Code prescribes for the LEA.

The total number of annual instructional minutes shall be at least equivalent to the total number of annual instructional minutes provided to students attending LEA schools in like grade level unless otherwise specified in the student's IEP.

When CONTRACTOR is a NPA and/or related services provider, the total number of minutes per school day provided by CONTRACTOR shall be specified in the student's ISA developed in accordance with the student's IEP.

24. CLASS SIZE

When CONTRACTOR is a NPS, CONTRACTOR shall ensure that class size shall not exceed a ratio of one teacher per twelve (12) students, unless CONTRACTOR and LEA agree otherwise in writing. Upon prior written approval by an authorized LEA representative, class size may be temporarily increased by a ratio of 1 teacher to fourteen (14) students when necessary during the regular or extended school year to provide services to students with disabilities.

In the event a NPS is unable to fill a vacant teaching position responsible for direct instruction to students, and the vacancy has direct impact on the CDE Certification of that school, the NPS shall develop a plan to ensure appropriate coverage of students by first utilizing existing certificated staff. The NPS and the LEA

may agree to one 30 school day period per contract year where class size may be increased to ensure coverage by an appropriately credentialed teacher. Such an agreement shall be in writing and signed by both parties. This provision does not apply to a NPA.

CONTRACTOR providing special education instruction for individuals with exceptional needs between the ages of three and five years, inclusive, shall also comply with the appropriate instructional adult to child ratios pursuant to California Education Code sections 56440 et seq.

25. CALENDARS

When CONTRACTOR is an NPS, CONTRACTOR shall submit to the LEA/SELPA a school calendar with the total number of billable days not to exceed 180 days, plus extended school year billable days equivalent to the number of days determined by the LEA's extended school year calendar. Billable days shall include only those days that are included on the submitted and approved school calendar, and/or required by the IEP (developed by the LEA) for each student. CONTRACTOR shall not be allowed to change its school calendar and/or amend the number of billable days without the prior written approval of the LEA. Nothing in this Master Contract shall be interpreted to require the LEA to accept any requests for calendar changes.

Unless otherwise specified by the student's IEP, educational services shall occur at the school site. A student shall only be eligible for extended school year services as determined by the IEP team and the provision of such is specifically included in the ISA. Extended school year shall consist of twenty (20) instructional days, unless otherwise agreed upon by the IEP team convened by the LEA. Any days of extended school year in excess of twenty (20) billable days must be mutually agreed to, in writing, prior to the start of the extended school year.

Student must have actually been in attendance during the regular school year and/or during extended school year and received services on a billable day of attendance in order for CONTRACTOR to be eligible for payment. It is specifically understood that services may not be provided on weekends/holidays and other times when school is not in session, unless agreed to by the LEA, in writing, in advance of the delivery of any NPS service. Any instructional days provided without this written agreement shall be at the sole financial responsibility of the CONTRACTOR.

CONTRACTOR shall observe the same legal holidays as LEA. Those holidays are Labor Day, Veteran's Day, Thanksgiving Day, Christmas Day, New Year's Day, Martin Luther King Jr. Day, President's Day, Memorial Day, Juneteenth, and Independence Day. With the approval of LEA, CONTRACTOR may revise the date upon which CONTRACTOR closes in observance of any of the holidays observed by the LEA.

When CONTRACTOR is a NPA, CONTRACTOR shall be provided with a LEA-developed/approved calendar prior to the initiation of services. CONTRACTOR herein agrees to observe holidays as specified in the LEA-developed/approved calendar. CONTRACTOR shall provide services pursuant to the LEA-developed/approved calendar; or as specified in the LEA student's IEP and ISA. Unless otherwise specified in the LEA student's ISA, CONTRACTOR shall provide related services to LEA students on only those days that the LEA student's school of attendance is in session and the LEA student attends school. CONTRACTOR shall bill only for services provided on billable days of attendance as indicated on the LEA calendar unless CONTRACTOR and the LEA agree otherwise, in writing. Student must have actually been in attendance and/or received services on a billable day of attendance in order for CONTRACTOR to be eligible for payment. It is specifically understood that services may not be provided on weekends/holidays and other times when school is not in session, unless agreed to by the LEA, in writing, in advance of the delivery of any NPA service provided by CONTRACTOR. Any instructional days provided without this written agreement shall be at the sole financial responsibility of the CONTRACTOR.

26. DATA REPORTING

CONTRACTOR shall agree to provide to the LEA all data related to student information and billing information with LEA. CONTRACTOR shall agree to provide data related to all sections of this contract, including student discipline as noted below, and requested by and in the format required by the LEA. It is

understood that all NPS/A shall utilize the LEA approved electronic IEP system for all IEP development, service tracking documentation, and progress reporting, unless otherwise agreed to by the LEA. Additional progress reporting may be required by the LEA. The LEA shall provide the CONTRACTOR with appropriate software, user training and proper internet permissions to allow adequate access.

Using forms developed by the CDE or as otherwise mutually agreed upon by CONTRACTOR and LEA, CONTRACTOR shall provide LEA, on a monthly basis, a written report of all incidents in which a statutory offense is committed by any LEA student, regardless if it results in a disciplinary action of suspension or expulsion. This includes all statutory offenses as described in Education Code sections 48900 and 48915. CONTRACTOR shall also include incidents resulting in the use of a behavioral restraint and/or seclusion even if they were not a result of a violation of Education Code sections 48900 and 48915.

The LEA shall provide the CONTRACTOR with approved forms and/or format for such data including, but not limited to, invoicing, attendance reports and progress reports. The LEA may approve use of CONTRACTOR'S provided forms at their discretion.

27. LEAST RESTRICTIVE ENVIRONMENT/DUAL ENROLLMENT

CONTRACTOR and LEA shall follow all LEA policies and procedures that support Least Restrictive Environment ("LRE") options and/or dual enrollment options if available and appropriate, for students to have access to the general curriculum and to be educated with their nondisabled peers to the maximum extent appropriate.

CONTRACTOR and LEA shall ensure that LRE placement options are addressed at all IEP team meetings regarding students for whom ISAs have been or may be executed. This shall include IEP team consideration of supplementary aids and services, goals and objectives necessary for placement in the LRE and necessary to enable students to transition to less restrictive settings.

When an IEP team has determined that a student should be transitioned into the public school setting, CONTRACTOR shall assist the LEA in implementing the IEP team's recommended activities to support the transition.

28. STATEWIDE ACHIEVEMENT TESTING

When CONTRACTOR is a NPS, per implementation of Senate Bill 484, CONTRACTOR shall administer all statewide assessments within the California Assessment of Student Performance and Progress ("CAASPP"), Desired Results Developmental Profile ("DRDP"), California Alternative Assessment ("CAA"), achievement and abilities tests (using LEA-authorized assessment instruments), the Fitness Gram, , the English Language Proficiency Assessments for California ("ELPAC"), the Alternative English Language Proficiency Assessments for California ("Alternative ELPAC"), and as appropriate to the student, and mandated by LEA pursuant to LEA and state and federal guidelines.

CONTRACTOR is subject to the alternative accountability system developed pursuant to Education Code section 52052, in the same manner as public schools. Each LEA student placed with CONTRACTOR by the LEA shall be tested by qualified staff of CONTRACTOR in accordance with that accountability program. LEA shall provide test administration training to CONTRACTOR'S qualified staff. CONTRACTOR shall attend LEA test training and comply with completion of all coding requirements as required by LEA.

29. MANDATED ATTENDANCE AT LEA MEETINGS

CONTRACTOR shall attend District mandated meetings when legal mandates, and/or LEA policy and procedures are reviewed, including but not limited to the areas of: curriculum, high school graduation, standards-based instruction, behavior intervention, cultural and linguistic needs of students with disabilities, dual enrollment responsibilities, LRE responsibilities, transition services, data collection, and standardized

testing and IEPs. LEA shall provide CONTRACTOR with reasonable notice of mandated meetings. Attendance at such meetings does not constitute a billable service hour(s).

30. POSITIVE BEHAVIOR INTERVENTIONS AND SUPPORTS

CONTRACTOR shall comply with the requirements of Education Code section 49005, *et seq.*, 56521.1 and 56521.2. LEA students who exhibit behaviors that interfere with their learning or the learning of others must receive timely and appropriate assessments and positive supports and interventions in accordance with the federal law and its implementing regulations. If the IEP team determines that a student's behavior impedes his or her learning or the learning of others, the IEP team is required to consider the use of positive behavioral interventions and supports, and other strategies, to address that behavior, consistent with Section 1414(d)(3)(B)(i) and (d)(4) of Title 20 of the United States Code and associated federal regulations. This could mean that instead of developing a Behavior Intervention Plan ("BIP"), the IEP team may conclude it is sufficient to address the student's behavioral problems through the development of behavioral goals and behavioral interventions to support those goals.

CONTRACTOR shall maintain a written policy pursuant to California Education Code section 56521.1 regarding emergency interventions and behavioral emergency reports. CONTRACTOR shall ensure that all of its staff members are trained in crisis intervention, emergency procedures, and evidenced-based practices and interventions specific to the unique behavioral needs of the CONTRACTOR's pupil population. The training shall be provided within 30 days of employment to new staff who have any contact or interaction with pupils during the school day, and annually to all staff who have any contact or interaction with pupils during the school day. The CONTRACTOR shall select and conduct the training in accordance with California Education Code section 56366.1. CONTRACTOR shall maintain written records of the training and provide written verification of the training annually and upon request.

Pursuant to Education Code section 56521.1, emergency interventions shall not be used as a substitute for a BIP, and shall not be employed longer than necessary to contain the behavior. Emergency interventions may only be used to control unpredictable, spontaneous behavior that poses clear and present danger of serious physical harm to the individual with exceptional needs, or others, and that cannot be immediately prevented by a response less restrictive than the temporary application of a technique used to contain the behavior. If a situation requires prolonged use of emergency intervention, staff must seek assistance from the school site administrator or a law enforcement agency.

CONTRACTOR shall complete a behavior emergency report when an emergency occurs that is defined as a serious, dangerous behavior that staff has determined to present a clear and present danger to others. It requires a non-violent physical intervention to protect the safety of student, self, or others and a physical intervention has been used; or a physical intervention has not been used, but an injury or serious property damage has occurred. Personal Safety Techniques may or may not have been used. Emergencies *require* a behavior emergency report form be completed and submitted to the LEA within twenty-four (24) hours for administrative action. CONTRACTOR shall notify Parent within twenty-four (24) hours via telephone. If the student's IEP does not contain a BIP, an IEP team shall schedule a meeting to review the behavior emergency report, determine if there is a necessity for a functional behavioral assessment, and to determine an interim plan. If the student already has a BIP, the IEP team shall review and modify the BIP if a new serious behavior has been exhibited or existing behavioral interventions have proven to be ineffective. CONTRACTOR shall schedule with LEA an IEP meeting within two (2) days.

Pursuant to Education Code section 56521.2, CONTRACTOR shall not authorize, order, consent to, or pay for the following interventions, or any other interventions similar to or like the following:

1. any intervention that is designed to, or likely to, cause physical pain, including, but not limited to, electric-shock;
2. an intervention that involves the release of noxious, toxic, or otherwise unpleasant sprays, mists, or substances in proximity to the face of the individual;
3. an intervention that denies adequate sleep, food, water, shelter, bedding, physical comfort, or access to bathroom facilities;

4. an intervention that is designed to subject, used to subject, or likely to subject, the individual to verbal abuse, ridicule, or humiliation, or that can be expected to cause excessive emotional trauma;
5. restrictive interventions that employ a device, material, or objects that simultaneously immobilize all four extremities, including the procedure known as prone containment, except that prone containment or similar techniques may be used by trained personnel as a limited emergency intervention;
6. locked seclusion, unless it is in a facility otherwise licensed or permitted by state law to use a locked room;
7. an intervention that precludes adequate supervision of the individual;
8. an intervention that deprives the individual of one or more of his or her senses.

CONTRACTOR shall comply with Education Code section 49005.8. Specifically, Contractor shall not do any of the following:

1. Use seclusion or a behavioral restraint for the purpose of coercion, discipline, convenience, or retaliation.
2. Use locked seclusion, unless it is in a facility otherwise licensed or permitted by state law to use a locked room.
3. Use a physical restraint technique that obstructs a pupil's respiratory airway or impairs the pupil's breathing or respiratory capacity, including techniques in which a staff member places pressure on a pupil's back or places his or her body weight against the pupil's torso or back.
4. Use a behavioral restraint technique that restricts breathing, including, but not limited to, using a pillow, blanket, carpet, mat, or other item to cover a pupil's face.
5. Place a pupil in a facedown position with the pupil's hands held or restrained behind the pupil's back.
6. Use a behavioral restraint for longer than is necessary to contain the behavior that poses a clear and present danger of serious physical harm to the pupil or others.

CONTRACTOR shall keep constant, direct observation of a pupil who is in seclusion, which may be through observation of the pupil through a window, or another barrier, through which the educational provider is able to make direct eye contact with the pupil. This observation shall not be through indirect means, including through a security camera or a closed-circuit television.

CONTRACTOR shall afford pupils who are restrained the least restrictive alternative and the maximum freedom of movement, and shall use the least number of restraint points, while ensuring the physical safety of the pupil and others.

If prone restraint techniques are used by CONTRACTOR, a staff member shall observe the pupil for any signs of physical distress throughout the use of prone restraint. Whenever possible, the staff member monitoring the pupil shall not be involved in restraining the pupil.

In the case of a child whose behavior impedes the child's learning or that of others, the IEP team shall consider the use of positive behavioral interventions and supports, and other strategies, to address that behavior, consistent with Section 1414(d)(3)(B)(i) and (d)(4) of Title 20 of the United States Code and associated federal regulations.

All restraint practices must be reviewed and revised when they have an adverse effect on a student and are used repeatedly for an individual child, either on multiple occasions within the same classroom or multiple uses by the same individual. CONTRACTOR shall notify the student's parent/guardian when any type of physical or mechanical restraint or seclusion has been used. Upon the use of any type of physical or mechanical restraint or seclusions of an LEA student, CONTRACTOR shall complete a BER per the reporting and notification requirements listed above.

31. STUDENT DISCIPLINE

CONTRACTOR shall maintain and abide by a written policy for student discipline that is consistent with state and federal law and regulations. Using forms developed by the California Department of Education

or as otherwise mutually agreed upon by CONTRACTOR and LEA, CONTRACTOR shall provide LEA, on a monthly basis, a written report of all incidents in which a statutory offense is committed by any LEA student, regardless if it results in a disciplinary action of suspension or expulsion. This includes all statutory offenses as described in Education Codes 48900 and 48915. CONTRACTOR shall also include incidents resulting in the use of a behavioral restraint and/or seclusion even if they were not a result of a violation of Education Code Sections 48900 and 48915.

When CONTRACTOR seeks to remove a student from his/her current educational placement for disciplinary reasons, CONTRACTOR shall immediately submit a written discipline report to the LEA. Written discipline reports shall include, but not be limited to: the student's name; the time, date, and description of the misconduct; the disciplinary action taken by CONTRACTOR; and the rationale for such disciplinary action. A copy of the student's behavior plan, if any, shall be submitted with the written discipline report. CONTRACTOR and LEA agree to participate in a manifestation determination at an IEP meeting no later than the tenth (10th) day of suspension.

32. IEP TEAM MEETINGS

An IEP team meeting shall be convened at least annually to evaluate: (1) the educational progress of each student placed with CONTRACTOR, including all state assessment results pursuant to the requirements of Education Code section 52052; (2) whether or not the needs of the student continue to be best met at the NPS; and (3) whether changes to the student's IEP are necessary, including whether the student may be transitioned to a public school setting. (California Education Code sections 56366 (a) (2) (B) (i) and (ii)) and pursuant to California Education Code section 56345 (b) (4).)

If the LEA student is to be transferred from a NPS setting into a regular class setting in a public school for any part of the school day, the IEP team shall document a description of activities provided to integrate the student into the regular education program, including the nature of each activity as well as the time spent on the activity each day or week and a description of the activities provided to support the transition of the student from the special education program into the regular education program. Each student shall be allowed to provide confidential input to any representative of his or her IEP team. Except as otherwise provided in the Master Contract, CONTRACTOR and LEA shall participate in all IEP team meetings regarding students for whom ISAs have been or may be executed. At any time during the term of this Master Contract, the parent, the CONTRACTOR or the LEA may request a review of the student's IEP, subject to all procedural safeguards required by law, including reasonable notice given to, and participation of, the CONTRACTOR in the meeting. Every effort shall be made to schedule IEP team meetings at a time and place that is mutually convenient to parent, CONTRACTOR and LEA. CONTRACTOR shall provide to LEA assessments and written assessment reports by service providers upon request and/or pursuant to LEA policy and procedures. It is understood that attendance at an IEP meeting is part of CONTRACTOR'S professional responsibility and is not a billable service under this Master Contract.

It is understood that the CONTRACTOR shall utilize the approved electronic IEP system of the LEA for all IEP planning and progress reporting at the LEA's discretion. The LEA or SELPA may provide training for any CONTRACTOR to ensure access to the approved system. The CONTRACTOR shall maintain confidentiality of all IEP data on the approved system and shall protect the password requirements of the system. When a student dis-enrolls from the NPS/NPA, the NPS/NPA and LEA shall discontinue use of the approved system for that student.

Changes in any student's educational program, including instruction, services, or instructional setting provided under this Master Contract, may only be made on the basis of revisions to the student's IEP. In the event that the CONTRACTOR believes the student requires a change of placement, the CONTRACTOR may request a review of the student's IEP for the purposes of consideration of a change in the student's placement. Student is entitled to remain in the last agreed upon and implemented placement unless parent agrees otherwise or an Interim Alternative Educational Setting is deemed lawful and appropriate by LEA or OAH consistent with Section 1415 (k)(1)(7) of Title 20 of the United States Code.

33. SURROGATE PARENTS AND FOSTER YOUTH

CONTRACTOR shall recognize an LEA appointed surrogate parent assignments for students without parental representation, including unaccompanied homeless youths, in special education procedures pursuant to California Government Code Section 7579.5. Surrogate parents shall serve as the child’s parent and have all the rights relative to the student’s education that a parent has under the Individuals with Disabilities Education Act pursuant to *20 USC 1414-1482 and 34 CFR 300.1-300.756*. A pupil in foster care shall be defined pursuant to California Education Code section 42238.01(b). The LEA shall annually notify the CONTRACTOR who the LEA has designated as the educational liaison for foster children. When a pupil in foster care is enrolled in a NPS by the LEA any time after the completion of the pupil’s second year of high school, the CONTRACTOR shall schedule the pupil in courses leading towards graduation based on the diploma requirements of the LEA unless provided notice otherwise in writing pursuant to Section 51225.1.

34. DUE PROCESS PROCEEDINGS

CONTRACTOR shall fully participate in special education due process proceedings including mediations and hearings, as requested by LEA. Participation further includes the willingness to make CONTRACTOR’s staff available for witness preparation and testimony as is necessary to facilitate a due process hearing. CONTRACTOR shall also fully participate in the investigation and provision of documentation related to any complaint filed with the State of California, the Office of Civil Rights, or any other state and/or federal governmental body or agency. Full participation shall include, but in no way be limited to, cooperating with LEA representatives to provide complete answers raised by any investigator and/or the immediate provision of any and all documentation that pertains to the operation of CONTRACTOR’s program and/or the implementation of a particular student’s IEP/Individual and Family Service Plan (“IFSP”).

35. COMPLAINT PROCEDURES

CONTRACTOR shall maintain and adhere to its own written procedures for responding to parent complaints. These procedures shall include annually notifying and providing parents of students with appropriate information (including complaint forms) for the following: (1) Uniform Complaint Procedures pursuant to Title 5 of the California Code of Regulations section 4600 *et seq.*; (2) Nondiscrimination policy pursuant to Title 5 of the California Code of Regulations section 4960 (a); (3) Sexual Harassment Policy, California Education Code 231.5 (a) (b) (c); (4) Title IX Student Grievance Procedure, Title IX 106.8 (a) (d) and 106.9 (a); and (5) Notice of Privacy Practices in compliance with Health Insurance Portability and Accountability Act (“HIPAA”). CONTRACTOR shall include verification of these procedures to the LEA. CONTRACTOR shall immediately notify LEA of any complaints filed against it related to LEA students and provide LEA with all documentation related to the complaints and/or its investigation of complaints, including any and all reports generated as a result of an investigation.

36. STUDENT PROGRESS REPORTS/REPORT CARDS AND ASSESSMENTS

Unless LEA requests in writing that progress reports be provided on a monthly basis, CONTRACTOR shall provide to parents at least four (4) written progress reports/report cards. At a minimum, progress reports shall include progress over time towards IEP goals and objectives. A copy of the progress reports/report cards shall be maintained at the CONTRACTOR’s place of business and shall be submitted to the LEA and LEA student’s parent(s) quarterly.

The CONTRACTOR shall also provide an LEA representative access to supporting documentation used to determine progress on any goal or objective, including but not limited to log sheets, observation notes, data sheets, pre/post tests, rubrics and other similar data collection used to determine progress or lack of progress on approved goals, objectives, transition plans or behavior intervention plans. The LEA may request such data at any time within five (5) years of the date of service. The CONTRACTOR shall provide this data supporting progress within five (5) business days of request. Additional time may be granted as needed by the LEA.

CONTRACTOR shall complete academic or other evaluations of the student ten (10) days prior to the student’s annual or triennial review IEP team meeting for the purpose of reporting the student’s present levels of performance at the IEP team meeting as required by state and federal laws and regulations and pursuant to LEA policies, procedures, and/or practices. CONTRACTOR shall provide sufficient copies of its reports, documents, and projected goals to share with members of the IEP team five (5) business days prior to the IEP meeting. CONTRACTOR shall maintain supporting documentation such as test protocols and data collection, which shall be made available to LEA within five (5) business days of request.

The CONTRACTOR is responsible for all evaluation costs regarding the updating of goals and objectives, progress reporting and development of present levels of performance. All assessments resulting from an assessment plan shall be provided by the LEA unless the LEA specifies in writing a request that CONTRACTOR perform such additional assessment. Any assessment and/or evaluation costs may be added to the ISA and/or approved separately by the LEA at the LEA’s sole discretion.

It is understood that all billable hours must be in direct services to pupils as specified in the ISA. For NPA services, supervision provided by a qualified individual as specified in Title 5 Regulation, subsection 3065, shall be determined as appropriate and included in the ISA. Supervision means the direct observation of services, data review, case conferencing and program design consistent with professional standards for each professional’s license, certification, or credential.

CONTRACTOR shall not charge the student’s parent(s) or LEA for the provision of progress reports, report cards, evaluations conducted in order to obtain present levels of performance, interviews, and/or meetings. It is understood that all billable hours have limits to those specified on the ISA consistent with the IEP. It is understood that copies of data collection notes, forms, charts and other such data are part of the pupil’s record and shall be made available to the LEA upon written request.

37. GRADES, HIGH SCHOOL COURSE CREDITS, & TRANSCRIPTS

When CONTRACTOR is a NPS, CONTRACTOR is responsible for assigning grades for any course of instruction taught at the NPS. The grades determined by the pupil’s teacher, in the absence of clerical or mechanical mistake, fraud, bad faith, or incompetency, shall be final and consistent with the provisions specified in EC Section 49066. The grades each pupil receives in all courses of instruction taught by the NPS shall be reported to the parents and the LEA on a quarterly basis. Consistent with the LEA, should it become evident to the NPS the pupil is in danger of failing a course, the CONTRACTOR must initiate a parent conference, and the LEA representative must be in attendance.

When CONTRACTOR serves students in grades nine (9) through twelve (12) inclusive, LEA shall provide to CONTRACTOR a specific list of the course requirements to be satisfied by the CONTRACTOR leading toward graduation or completion of LEA’s diploma requirements. CONTRACTOR shall not recommend awarding a high school diploma to students who have not successfully completed all of the LEA’s graduation requirements.

Pupils enrolled in high school during the 2020-2021 academic year may request a Pass or No Pass grade as permitted in EC Section 49066.5, which may be reflected on the student’s transcript and shall not negatively affect the pupil’s grade point average.

CONTRACTOR shall prepare transcripts at the close of each semester, or upon student transfer, for students in grades nine (9) through twelve (12) inclusive, and submit them on LEA approved forms to the student’s school of residence for evaluation of progress toward completion of diploma requirements as specified in LEA Procedures. CONTRACTOR shall submit to the LEA names of students and their schools of residence for whom transcripts have been submitted as specified by the LEA.

38. STUDENT CHANGE OF RESIDENCE

Within five (5) school days from the date CONTRACTOR becomes aware of a student's change of residence, CONTRACTOR shall notify LEA, in writing, of the student's change of residence. Upon enrollment, CONTRACTOR shall notify parents in writing of their obligation to notify CONTRACTOR of the student's change of residence. CONTRACTOR shall maintain, and provide upon request by LEA, documentation of such notice to parents.

If CONTRACTOR had knowledge or should reasonably have had knowledge of the student's change of residence boundaries and CONTRACTOR fails to follow the procedures specified in this provision, LEA shall not be responsible for the costs of services delivered following the student's change of residence.

39. WITHDRAWAL OF STUDENT FROM PROGRAM

CONTRACTOR shall immediately report electronically and in writing to the LEA within five (5) business days when an LEA student is withdrawn without prior notice from school and/or services, including student's change of residence to a residence outside of LEA service boundaries, and parent/guardian withdrawal of student against professional advice from a NPS/RTC.

40. PARENT ACCESS

CONTRACTOR shall provide for reasonable parental access to students and all facilities including, but not limited to, the instructional setting, recreational activity areas, meeting rooms and student living quarters, when applicable. CONTRACTOR shall comply with any known court orders regarding parental visits and access to LEA students.

CONTRACTOR operating programs associated with a NPS/RTC shall cooperate with a parent's reasonable request for LEA student therapeutic visits in their home or at the NPS/RTC. CONTRACTOR shall require that parents obtain prior written authorization for therapeutic visits from the CONTRACTOR and the LEA at least thirty (30) days in advance. When requested, CONTRACTOR shall facilitate all parent travel and accommodations and for providing travel information to the parent as appropriate. Payment by LEA for approved travel-related expenses shall be made directly through the LEA consistent with LEA Procedures.

CONTRACTOR providing services in the student's home as specified in the IEP shall ensure that at least one parent of the child, or an adult caregiver with written and signed authorization to make decisions in an emergency, is present. The names of any adult caregiver other than the parent shall be provided to the LEA prior to the start of any home based services, including written and signed authorization in emergency situations. The parent shall inform the LEA of any changes of caregivers and provide written authorization for emergencies. The adult caregiver cannot also be an employee or volunteer associated with the NPS/NPA service provider.

All problems and/or concerns, both verbal and written, reported to pupil's parents shall also be provided, in writing, to the LEA.

41. LICENSED CHILDREN'S INSTITUTION ("LCI") CONTRACTORS AND RESIDENTIAL TREATMENT CENTER ("RTC") CONTRACTORS

If CONTRACTOR is a LCI, CONTRACTOR shall adhere to all legal requirements regarding educational placements for LCI students as stated in Education Code 56366 (a) (2) (C), 56366.9 (c) (1), Health and Safety Code section 1501.1 and any other applicable laws and/or regulations, including LEA guidelines or procedures. An LCI shall not require that a pupil be placed in its NPS as a condition of being placed in its residential facility.

If CONTRACTOR is a NPS/RTC, CONTRACTOR shall adhere to all legal requirements under the Individuals with Disabilities Education Act (IDEA), 20 U.S.C. section 1400 et seq. including the federal

regulations 34 C.F.R section 300 et seq. and Education Code section 56000 et seq. including Title 5 of the California Code of Regulations section 3000 et seq.. CONTRACTOR shall comply with all monitoring requirements set forth in Section 43 below.

If CONTRACTOR is a NPS that is owned, operated by, or associated with a LCI, CONTRACTOR shall provide to LEA, on a quarterly basis, a list of all students, including those identified as eligible for special education. For those identified as special education students, the list shall include: 1) special education eligibility at the time of enrollment and; 2) the educational placement and services specified in each student's IEP at the time of enrollment. A copy of the current IEP shall be provided to the LEA.

Unless placement is made pursuant to an Office of Administrative Hearings order or a lawfully executed agreement between LEA and parent, LEA is not responsible for the costs associated with NPS placement until the date on which an IEP team meeting is convened, the IEP team determines that a NPS placement is appropriate, and the IEP is signed by the student's parent or another adult with educational decision-making rights.

In addition to meeting the certification requirements of the State of California, a CONTRACTOR that operates a program outside of this State shall be certified or licensed by that state to provide, respectively, special education and related services and designated instruction and related services to pupils under the federal IDEA (20 U.S.C. Sec. 1400 et seq.) and **shall be certified or licensed by the state to provide nonmedical care, clinical services, or short-term residential therapeutic programs, as applicable to the facility type.**

42. STATE MEAL MANDATE

When CONTRACTOR is a NPS, CONTRACTOR and LEA shall satisfy the State Meal Mandate under California Education Code sections 49005 et seq.; 49501.5, the universal meal mandate enacted by AB 130 (2021-2022); 49530 et seq; and 49550 et seq.

43. MONITORING

The State Superintendent of Public Instruction ("Superintendent"), **through the delegated monitoring activities to the California Department of Education (CDE)**, shall monitor CONTRACTOR'S facilities, the educational environment, and the quality of the educational program, including the teaching staff, the credentials authorizing service, the standards-based core curriculum being employed, and the standard focused instructional materials used on a three-year cycle, as follows: (1) CONTRACTOR shall complete a self-review in year one; (2) the Superintendent shall conduct an onsite review in year two; and (3) the Superintendent shall conduct a follow-up visit in year three.

CONTRACTOR shall participate in any LEA or CDE compliance review, if applicable, to be conducted as aligned with the CDE Onsite Review and monitoring cycle in accordance with California Education Code section 56366.1(j). This review will address programmatic aspects of the NPS, compliance with relevant state and federal regulations, and Master Contract compliance. CONTRACTOR shall conduct any follow-up or corrective action procedures related to review findings.

If CONTRACTOR is also an LCI and/or NPS/RTC, the CDE shall annually evaluate whether CONTRACTOR is in compliance with Education Code section 56366.9 and Health and Safety Code section 1501.1(b).

The LEA or SELPA shall conduct an onsite visit to the NPS before placement of a pupil if the LEA does not have any pupils enrolled at the school at the time of placement.

The LEA or SELPA shall conduct at least one onsite monitoring visit during each school year to the CONTRACTOR site certified as an NPS where the LEA has placed a pupil and entered into a master contract. The monitoring visit shall include, but is not limited to, a review of services **specified on the ISA and** provided to the pupil, a review of progress the pupil is making toward the goals set forth in the pupil's IEP, a review of progress the pupil is making toward the goals set forth in the pupil's behavioral intervention plan, if applicable, an observation of the pupil during instruction, and a walkthrough of the facility. The LEA or SELPA shall report the findings resulting from the monitoring visit to the CDE within 60 calendar days of the onsite visit.

CONTRACTOR shall allow LEA representatives access to its facilities for additional periodic monitoring of each student's instructional program. LEA shall have access to observe each student at work, observe the instructional setting, interview CONTRACTOR employees, and review each student's records and progress. Such access shall include unannounced monitoring visits. When making site visits, LEA shall initially report to CONTRACTOR's site administrative office. CONTRACTOR shall be invited to participate in the review of each student's progress.

CONTRACTOR understands that LEA reserves the right to institute a program audit with or without cause. The program audit may include, but is not limited to, a review of core compliance areas of health and safety; curriculum/instruction; related services; and contractual, legal, and procedural compliance.

When CONTRACTOR is a NPS, CONTRACTOR shall collect all applicable data and prepare the applicable portion of a School Accountability Report Card as appropriate in accordance with California Education Code Section 33126.

PERSONNEL

44. CLEARANCE REQUIREMENTS

CONTRACTOR shall comply with the requirements of California Education Code sections 44237, 35021.1, 35021.2, and 56366.1 including, but not limited to: obtaining clearance from both the California Department of Justice (hereinafter referred to as "CDOJ") and clearance from the Federal Bureau of Investigation (hereinafter referred to as "FBI") for CONTRACTOR's employees and volunteers who will have or likely may have any direct contact with LEA students. CONTRACTOR hereby agrees that CONTRACTOR's employees and volunteers shall not come in contact with students, in-person or virtually, until CDOJ and FBI clearance are ascertained. CONTRACTOR shall certify in writing to LEA that none of its employees, and volunteers, unless CONTRACTOR determines that the volunteers will have no direct contact with students, or subcontractors who may come into contact with students have been convicted of a violent or serious felony as those terms are defined in California Education Code section 44237(h), unless despite the employee's conviction of a violent or serious felony, he or she has met the criteria to be eligible for employment pursuant to California Education Code section 44237 (i) or (j). Upon request, clearance certification shall be submitted to the LEA. In addition, CONTRACTOR shall make a request for subsequent arrest service from CDOJ as required by California Penal Code section 11105.2. Contractor shall certify to LEA that they have successful background checks and enrolled in subsequent arrest notification service for all employees who may come into contact with students.

Notwithstanding the restrictions on sharing and destroying criminal background check information, CONTRACTOR, upon demand, shall make available to the LEA evidence of a successful criminal background check clearance and enrollment in subsequent arrest notification service, as provided, for each owner, operator, and employee of the NPS/A. CONTRACTOR is required to retain the evidence on-site, as specified, for all staff, including those licensed or credentialed by another state agency. Background clearances and proof of subsequent arrest notification service, as required by California Penal Code section 11105.2, for all staff shall be provided to the LEA upon request.

45. STAFF QUALIFICATIONS

CONTRACTOR shall ensure that all individuals employed, contracted, and/or otherwise hired by CONTRACTOR to provide classroom and/or individualized instruction or related services hold a license, certificate, permit, or other document equivalent to that which staff in a public school are required to hold in the service rendered consistent with Education Code section 56366.1(n)(1) and are qualified pursuant to Title 34 of the Code of Federal Regulations sections 200.56 and 200.58, and Title 5 of the California Code of Regulations sections 3001(r), 3064 and 3065. Such qualified staff may only provide related services within the scope of their professional license, certification or credential and ethical standards set by each profession, and not assume responsibility or authority for another related services provider or special education teacher's scope of practice.

CONTRACTOR shall ensure that all staff are appropriately credentialed to provide instruction and services to students with the disabling conditions placed in their program/school through documentation provided to the CDE (5 CCR 3064 (a)).

In accordance with California Education Code section 56366.1(a)(5), when CONTRACTOR is a NPS, an appropriately qualified person shall serve as curricular and instructional leader, and be able to provide leadership, oversight and professional development. The administrator of the NPS holds or is in the process of obtaining one of the following: (A) An administrative credential granted by an accredited postsecondary educational institution and two years of experience with pupils with disabilities. (B) A pupil personnel services credential that authorizes school counseling or psychology. (C) A license as a clinical social worker issued by the Board of Behavioral Sciences. (D) A license in psychology regulated by the Board of Psychology. (E) A master's degree issued by an accredited postsecondary institution in education, special education, psychology, counseling, behavioral analysis, social work, behavioral science, or rehabilitation. (F) A credential authorizing special education instruction and at least two years of experience teaching in special education before becoming an administrator. (G) A license as a marriage and family therapist certified by the Board of Behavioral Sciences. (H) A license as an educational psychologist issued by the Board of Behavioral Sciences. (I) A license as a professional clinical counselor issued by the Board of Behavioral Sciences. (California Education Code Section 56366.1 (a)(5)). CONTRACTOR shall maintain, and provide to the LEA upon request, documentation of its administrator's qualifications in accordance with the above.

CONTRACTOR shall comply with personnel standards and qualifications regarding instructional aides and teacher assistants respectively pursuant to federal requirements and California Education Code sections 45340 *et seq.* and 45350 *et seq.* Specifically, all paraprofessionals, including but not limited to, instructional aides and teacher assistants, employed, contracted, and/or otherwise hired or subcontracted by CONTRACTOR to provide classroom and/or individualized instruction or related services, shall possess a high school diploma (or its recognized equivalent) and at least one of the following qualifications: (a) completed at least two (2) years of study at an institution of higher education; or (b) obtained an associate's (or higher) degree; or (c) met a rigorous standard of quality and can demonstrate, through a formal state or local assessment (i) knowledge of, and the ability to assist in instructing, reading, writing, and mathematics; or (ii) knowledge of, and the ability to assist in instructing, reading readiness, writing readiness, and mathematics readiness, as appropriate. CONTRACTOR shall comply with all laws and regulations governing the licensed professions, including but not limited to, the provisions with respect to supervision.

In addition to meeting the certification requirements of the State of California, a CONTRACTOR that operates a program outside of this state and serving a student by this LEA shall be certified or licensed by that state to provide special education and related services to pupils under the federal Individuals with Disabilities Education Act (20 U.S.C. Sec. 1400 *et seq.*).

46. VERIFICATION OF LICENSES, CREDENTIALS AND OTHER DOCUMENTS

CONTRACTOR shall submit to LEA a staff list, and copies of all current licenses, credentials, certifications, permits and/or other documents which entitle the holder to provide special education and/or related services by individuals employed, contracted, and/or otherwise hired or sub-contracted by

CONTRACTOR. CONTRACTOR shall ensure that all licenses, credentials, permits or other documents are on file at the office of the County Superintendent of Schools. CONTRACTOR shall provide the LEA with the verified dates of fingerprint clearance, Department of Justice clearance and Tuberculosis Test clearance for all employees, approved subcontractors and/or volunteers prior to such individuals starting to work with any student.

CONTRACTOR shall monitor the status of licenses, credentials, certifications, permits and/or other documents for all individuals employed, contracted, and/or otherwise hired by CONTRACTOR. CONTRACTOR shall notify LEA and CDE in writing within forty-five (45) days when personnel changes occur which may affect the provision of special education and/or related services to LEA students. CONTRACTOR shall notify LEA within forty-five (45) days if any such licenses, certifications or waivers are expired, suspended, revoked, rescinded, challenged pursuant to an administrative or legal complaint or lawsuit, or otherwise nullified during the effective period of this Master Contract. The LEA shall not be obligated to pay for any services provided by a person whose such licenses, certifications or waivers are expired, suspended, revoked, rescinded, or otherwise nullified during the period which such person is providing services under this Master Contract. Failure to notify the LEA and CDE of any changes in credentialing/licensed staff may result in suspension or revocation of CDE certification and/or suspension or termination of this Master Contract by the LEA.

47. STAFF ABSENCE

When CONTRACTOR is a nonpublic school and CONTRACTOR's classroom teacher is absent, CONTRACTOR shall provide an appropriately credentialed substitute teacher in the absent teacher's classroom in accordance with California Education Code section 56061. CONTRACTOR shall provide to the LEA documentation of substitute coverage. Substitute teachers shall remain with their assigned class during all instructional time.

When CONTRACTOR is a NPA and/or related services provider, and CONTRACTOR's service provider is absent, CONTRACTOR shall provide a qualified (as defined in Section 7 of this agreement and as determined by LEA) substitute, unless LEA provides appropriate coverage in lieu of CONTRACTOR's service providers. It is understood that the parent of a student shall not be deemed to be a qualified substitute for their student. LEA will not pay for services unless a qualified substitute is provided and/or CONTRACTOR provides documentation evidencing the provision of "make-up" services by a qualified service provider within thirty (30) calendar days from the date on which the services should have been provided. CONTRACTOR shall not "bank" or "carry over" make up service hours under any circumstances, unless otherwise agreed to in writing by CONTRACTOR and authorized LEA representative.

48. STAFF PROFESSIONAL BEHAVIOR WHEN PROVIDING SERVICES AT SCHOOL OR SCHOOL RELATED EVENTS OR AT SCHOOL FACILITY AND/OR IN THE HOME

It is understood that all employees, subcontractors, and volunteers of any certified NPS/A shall adhere to the customary professional and ethical standards when providing services. All practices shall only be within the scope of professional responsibility as defined in the professional code of conduct for each profession as well as any LEA professional standards as specified in Board policies and/or regulations when made available to the CONTRACTOR.

For services provided on a public school campus, sign in/out procedures shall be followed by NPS/A providers working in a public school classroom along with all other procedures for being on campus consistent with school and district policy. Such policies and procedures shall be made available to the CONTRACTOR upon request. It is understood that the public school credentialed classroom teacher is responsible for the instructional program.

CONTRACTOR providing services outside of the student's school as specified in the IEP shall ensure that at least one parent of the child or an adult caregiver with written and signed authority to make decisions in an emergency is present during provision of services. The names of any adult caregiver other than the

parent shall be provided to the LEA prior to the start of any home-based services, including written and signed authorization in emergency situations. The adult caregiver cannot also be an employee or volunteer associated with the NPS/NPA service provider. All problems and/or concerns reported by CONTRACTOR to parents or guardians, in either verbal or written form, shall be reported to the LEA.

HEALTH AND SAFETY MANDATES

49. HEALTH AND SAFETY

CONTRACTOR shall comply with all applicable federal, state, local, and LEA laws, regulations, ordinances, policies, and procedures regarding student and employee health and safety. CONTRACTOR shall comply with the requirements of California Education Code sections 35021 *et. seq.* and 49406, regarding the examination of CONTRACTOR’s employees and volunteers for tuberculosis. CONTRACTOR shall provide to LEA documentation for each individual volunteering, employed, contracted, and/or otherwise hired by CONTRACTOR of such compliance before an individual comes in contact with a student.

CONTRACTOR shall comply with OSHA Blood-Borne Pathogens Standards, 29 Code of Federal Regulations (CFR) section 1910.1030, when providing medical treatment or assistance to a student. CONTRACTOR further agrees to provide annual training regarding universal health care precautions and to post required notices in areas designated in the California Health and Safety Code.

50. FACILITIES AND FACILITIES MODIFICATIONS

CONTRACTOR shall provide special education and/or related services to students in facilities that comply with all applicable federal, state, and local laws, regulations, and ordinances related, but not limited to: disability access; fire, health, sanitation, and building standards and safety; fire warning systems; zoning permits; and occupancy capacity. When CONTRACTOR is a NPS, CONTRACTOR shall conduct fire drills as required by Title 5 California Code of Regulations section 550. CONTRACTOR shall be responsible for any structural changes and/or modifications to CONTRACTOR’s facilities as required complying with applicable federal, state, and local laws, regulations, and ordinances. Failure to notify the LEA and CDE of any changes in, major modification or relocation of facilities may result in the suspension or revocation of CDE certification and/or suspension or termination of this Master Contract by the LEA.

51. ADMINISTRATION OF MEDICATION

CONTRACTOR shall comply with the requirements of California Education Code section 49422 *et seq.* when CONTRACTOR serves a student that is required to take prescription and/or over-the-counter medication during the school day. CONTRACTOR may designate personnel to assist the student with the administration of such medication after the student’s parent(s) provide to CONTRACTOR: (a) a written statement from a physician detailing the type, administration method, amount, and time schedules by which such medication shall be taken; and (b) a written statement from the student’s parent(s) granting CONTRACTOR permission to administer medication(s) as specified in the physician’s statement. CONTRACTOR shall maintain, and provide to LEA upon request, copies of such written statements. CONTRACTOR shall maintain a written log for each student to whom medication is administered. Such written log shall specify the student’s name; the type of medication; the date, time, and amount of each administration; and the name of CONTRACTOR’s employee who administered the medication. CONTRACTOR maintains full responsibility for storing medications in a secure location and ensuring appropriate staff training in the administration of such medication consistent with physician’s written orders. Any change in medication type, administration method, amount or schedule must be authorized by both a licensed physician and parent.

52. INCIDENT/ACCIDENT REPORTING

CONTRACTOR shall submit within 24 hours, electronically, any accident or incident report to the LEA. CONTRACTOR shall properly submit required accident or incident reports pursuant to the procedures specified in LEA Procedures.

53. CHILD ABUSE REPORTING

CONTRACTOR hereby agrees to annually train all staff members, including volunteers, so that they are familiar with and agree to adhere to its own child and dependent adult abuse reporting obligations and procedures as specified in California Penal Code section 11164 et seq. and Education Code 44691. To protect the privacy rights of all parties involved (i.e., reporter, child and alleged abuser), reports will remain confidential as required by law and professional ethical mandates. A written statement acknowledging the legal requirements of such reporting and verification of staff adherence to such reporting shall be submitted to the LEA.

54. SEXUAL HARASSMENT

CONTRACTOR shall have a Sexual and Gender Identity harassment policy that clearly describes the kinds of conduct that constitutes sexual harassment and that is prohibited by the CONTRACTOR's policy, as well as federal and state law. The policy should include procedures to make complaints without fear of retaliation, and for prompt and objective investigations of all sexual harassment complaints. CONTRACTOR further agrees to provide annual training to all employees regarding the laws concerning sexual harassment and related procedures pursuant to Government Code 12950.1.

55. REPORTING OF MISSING CHILDREN

CONTRACTOR assures LEA that all staff members, including volunteers, are familiar with and agree to adhere to requirements for reporting missing children as specified in California Education Code section 49370. A written statement acknowledging the legal requirements of such reporting and verification of staff adherence to such reporting shall be properly submitted to the LEA. The written statement shall be submitted as specified by the LEA.

FINANCIAL

56. ENROLLMENT, CONTRACTING, SERVICE TRACKING, ATTENDANCE REPORTING, AND BILLING PROCEDURES

CONTRACTOR shall assure that the nonpublic school or nonpublic agency has the necessary financial resources to provide an appropriate education for the students enrolled and will distribute those resources in such a manner to implement the IEP and ISA for each and every student.

CONTRACTOR shall comply with all LEA procedures concerning enrollment, contracting, attendance reporting, service tracking and billing including requirements of electronic billing as specified by the LEA Procedures, as well as provide all such records requested by LEA concerning the same. CONTRACTOR shall be paid for the provision of special education and/or related services specified in the student's IEP and ISA. All payments by LEA shall be made in accordance with the terms and conditions of this Master Contract and governed by all applicable federal and state laws.

CONTRACTOR shall maintain separate registers for the basic education program, each related service, and services provided by instructional assistants, behavior intervention aides and bus aides. Original attendance forms (i.e., roll books for the basic education program, service tracking documents and notes for instructional assistants, behavioral intervention aides, bus aides, and each related service) shall be completed by the actual service provider whose signature shall appear on such forms and shall be available for review, inspection, or audit by LEA during the effective period of this contract and for a period of five (5) years thereafter. CONTRACTOR shall verify the accuracy of minutes of reported attendance that is the basis of services being billed for payment.

CONTRACTOR shall submit invoices and related documents to LEA for payment, for each calendar month when education or related services were provided. Invoices and related documents shall be properly submitted electronically and in addition, on an LEA form with signatures in the manner prescribed by LEA. At a minimum, each invoice must contain the following information: month of service; specific days and times of services coordinated by the LEA approved calendar unless otherwise specified in the IEP or agreed to by the LEA; name of staff who provided the service; approved cost of each invoice; total for each service and total for the monthly invoice; date invoice was mailed; signature of NPS/NPA administrator authorizing that the information is accurate and consistent with the ISA, CDE certificates and staff notification; verification that attendance report is attached as appropriate; indication of any made-up session consistent with this contract; verification that progress reports have been provided consistent with the ISA (monthly or quarterly unless specified otherwise on the ISA); and name or initials of each student for when the service was provided.

In the event services were not provided, rationale for why the services were not provided shall be included.

Such an invoice is subject to all conditions of this contract. At the discretion of the LEA, an electronic invoice may be required provided such notice has been made in writing and training provided to the CONTRACTOR at no additional charge for such training.

Invoices shall be submitted no later than thirty (30) days after the end of the attendance accounting period in which the services were rendered. LEA shall make payment to CONTRACTOR based on the number of billable days of attendance and hours of service at rates specified in this contract within forty-five (45) days of LEA's receipt of properly submitted hard copy of invoices prepared and submitted as specified in California Education Code Section 56366.5 and the LEA. CONTRACTOR shall correct deficiencies and submit rebilling invoices no later than thirty (30) calendar days after the invoice is returned by LEA. LEA shall pay properly submitted re-billing invoices no later than forty-five (45) days after the date a completely corrected re-billing invoice is received by LEA.

In no case shall initial payment claim submission for any Master Contract fiscal year (July through June) extend beyond December 31st after the close of the fiscal year. In no case shall any rebilling for the Master Contract fiscal year (July through June) extend beyond six (6) months after the close of the fiscal year unless approved by the LEA to resolve billing issues including re-billing issues directly related to a delay in obtaining information from the Commission on Teacher Credentialing regarding teacher qualification, but no later than twelve (12) months from the close of the fiscal year. If the billing or re-billing error is the responsibility of the LEA, then no limit is set provided that the LEA and CONTRACTOR have communicated such concerns in writing during the 12-month period following the close of the fiscal year. LEA will not pay mileage for NPA employee.

57. RIGHT TO WITHHOLD PAYMENT

LEA may withhold payment to CONTRACTOR when: (a) CONTRACTOR has failed to perform, in whole or in part, under the terms of this contract; (b) CONTRACTOR has billed for services rendered on days other than billable days of attendance or for days when student was not in attendance and/or did not receive services; (c) CONTRACTOR was overpaid by LEA as determined by inspection, review, and/or audit of its program, work, and/or records; (d) CONTRACTOR has failed to provide supporting documentation with an invoice, as required by EC 56366(c)(2); (e) education and/or related services are provided to students by personnel who are not appropriately credentialed, licensed, or otherwise qualified; (f) LEA has not received prior to school closure or contract termination, all documents concerning one or more students enrolled in CONTRACTOR's educational program; (g) CONTRACTOR fails to confirm a student's change of residence to another district or confirms the change of residence to another district, but fails to notify LEA within five (5) days of such confirmation; or (h) CONTRACTOR receives payment from Medi-Cal or from any other agency or funding source for a service provided to a student. It is understood that no payments shall be made for any invoices that are not received by six (6) months following the close of the prior fiscal year, for services provided in that year.

Final payment to CONTRACTOR in connection with the cessation of operations and/or termination of a Master Contract will be subject to the same documentation standards described for all payment claims for regular ongoing operations. In addition, final payment may be withheld by the LEA until completion of a review or audit, if deemed necessary by the LEA. Such review or audit will be completed within ninety (90) days. The final payment may be adjusted to offset any previous payments to the CONTRACTOR determined to have been paid in error or in anticipation of correction of documentation deficiencies by the CONTRACTOR that remain uncorrected.

The amount which may be withheld by LEA with respect to each of the subparagraphs of the preceding paragraph are as follows: (a) the value of the service CONTRACTOR failed to perform; (b) the amount of overpayment; (c) the portion of the invoice for which satisfactory documentation has not been provided by CONTRACTOR; (d) the amount invoiced for services provided by the individual not appropriately credentialed, licensed, or otherwise qualified; (e) the proportionate amount of the invoice related to the applicable pupil for the time period from the date the violation occurred and until the violation is cured; or (f) the amount paid to CONTRACTOR by Medi-Cal or another agency or funding source for the service provided to the student.

If LEA determines that cause exists to withhold payment to CONTRACTOR, LEA shall, within ten (10) business days of this determination, provide to CONTRACTOR written notice that LEA is withholding payment. Such notice shall specify the basis or bases for LEA's withholding payment and the amount to be withheld. Within thirty (30) days from the date of receipt of such notice, CONTRACTOR shall take all necessary and appropriate action to correct the deficiencies that form the basis for LEA's withholding payment or submit a written request for extension of time to correct the deficiencies or submit to LEA written documentation demonstrating that the basis or bases cited by the LEA for withholding payment is unfounded. Upon receipt of CONTRACTOR's written request showing good cause, LEA shall extend CONTRACTOR's time to correct deficiencies (usually an additional thirty (30) days), otherwise payment will be denied.

If after subsequent request for payment has been denied and CONTRACTOR believes that payment should not be withheld, CONTRACTOR shall send written notice to LEA specifying the reason it believes payment should not be withheld. LEA shall respond to CONTRACTOR's notice within thirty (30) business days by indicating that a warrant for the amount of payment will be made or stating the reason LEA believes payment should not be made. If LEA fails to respond within thirty (30) business days or a dispute regarding the withholding of payment continues after the LEA's response to CONTRACTOR's notice, CONTRACTOR may invoke the following escalation policy.

After forty-five (45) business days: The CONTRACTOR may notify the Authorized LEA's Representative of the dispute in writing. The LEA Authorized Representative shall respond to the CONTRACTOR in writing within fifteen (15) business days.

After sixty (60) business days: The LEA or CONTRACTOR may appeal to the County Superintendent of Schools so long as the County Superintendent of Schools is not participating in the Local Plan involved in the NPS/A contract, or a mutually agreed upon mediator. Both parties agree to pay for their own costs and expenses arising out of such mediation. Each party agrees to act in good faith in participating in any mediation process agreed to by the parties.

58. PAYMENT FROM OUTSIDE AGENCIES

CONTRACTOR shall notify LEA when Medi-Cal or any other agency is billed for the costs associated with the provision of special education and/or related services to students. Upon request, CONTRACTOR shall provide to LEA any and all documentation regarding reports, billing, and/or payment by Medi-Cal or any other agency for the costs associated with the provision of special education and/or related services to students. CONTRACTOR shall provide prior written notice of the rights and protections required by Title 34 of the Code of Federal Regulations section 300.154(d) whenever it seeks to use the LEA students' public

benefits to pay for special education and related services. Such notice shall be provided before seeking payment from Medi-Cal for the first time and annually.

59. PAYMENT FOR ABSENCES

NONPUBLIC SCHOOL STAFF ABSENCE

Whenever a classroom teacher employed by CONTRACTOR is absent, CONTRACTOR shall provide an appropriately credentialed substitute teacher in the absent teacher’s classroom in accordance with California Education Code section 56061. CONTRACTOR shall provide to LEA documentation of substitute coverage pursuant to the LEA Procedures. Substitute teachers shall remain with their assigned class during all instructional time. LEA will not pay for instruction and/or services unless said instruction or service is provided by an appropriately credentialed substitute teacher.

Whenever a related service provider is absent, CONTRACTOR shall provide a qualified (as defined in Section 7 of this agreement and as determined by LEA) substitute. LEA will not pay for services unless a qualified substitute is provided and/or CONTRACTOR provides documentation evidencing the provision of “make-up” services by a qualified service provider within thirty (30) calendar days from the date on which the services should have been provided unless otherwise agreed in student’s IEP.

NONPUBLIC SCHOOL STUDENT ABSENCE

If CONTRACTOR is a nonpublic school, no later than the tenth (10th) cumulative day of a student’s unexcused absence, CONTRACTOR shall notify the LEA of such absence.

Criteria for a billable day for payment purposes is one (1) day of attendance as defined in California Education Code, sections 46010, 46010.3 and 46307. LEA shall not pay for services provided on days that a student’s attendance does not qualify for Average Daily Attendance (ADA) reimbursement under state law. *Per Diem* rates for students whose IEPs authorize less than a full instructional day may be adjusted on a pro rata basis in accordance with the actual proportion of the school day the student was served. LEA shall not be responsible for payment of related services for days on which a student’s attendance does not qualify for Average Daily Attendance (“ADA”) reimbursement under state law, nor shall student be eligible for make-up services.

NONPUBLIC AGENCY STAFF ABSENCE

When CONTRACTOR is a nonpublic agency and CONTRACTOR’s service provider is absent, CONTRACTOR shall provide a qualified (as defined in Section 7 of this agreement and as determined by LEA) substitute, unless LEA provides appropriate coverage in lieu of CONTRACTOR’s service providers. LEA shall not pay for services unless a qualified substitute is provided and/or CONTRACTOR provides documentation evidencing the provision of “make-up” services by a qualified service provider within thirty (30) calendar days from the date on which the services should have been provided. CONTRACTOR shall not “bank” or “carry over” make up service hours under any circumstances, unless otherwise agreed to in writing by CONTRACTOR and LEA. In the event services were not provided, reasons for why the services were not provided shall be included.

NONPUBLIC AGENCY STUDENT ABSENCE

If CONTRACTOR is a nonpublic agency, it shall notify LEA of the absence of a student no later than the fifth (5th) consecutive service day of the student’s absence. LEA shall not be responsible for the payment of services when a student is absent.

60. LEA and/or NONPUBLIC SCHOOL CLOSURE DUE TO EMERGENCY

The following shall apply in the event of a LEA or NPS school closure due to an emergency consistent with guidelines followed by LEAs in accordance with Education Code sections 41422 and 46392:

- a. If CONTRACTOR remains open, if allowed, during an emergency and serves students appropriately as delineated in the ISA, CONTRACTOR shall receive payment, regardless of whether a sending LEA is open or closed.
- b. NPS School Closure- In the event of a NPS School Closure for the reasons set forth in Education Code section 41422, if the LEA is able to obtain alternative placement for the student, CONTRACTOR shall not receive payment for days the student is not in attendance due to CONTRACTOR'S school closure. If the LEA is unable to obtain an alternative placement, CONTRACTOR shall receive payment consistent with the student's approved ISA, as though the student were continuing his/her regular attendance, until an alternative placement can be found and implement LEA student IEP in accordance with Education Code section 56345(a)(9) pertaining to emergency conditions.
- c. LEA and NPS School Closure- In the event of the LEA and NPS School Closures, on days the LEA is funded, CONTRACTOR shall receive payment consistent with the student's approved ISA, until an alternative placement can be found and implement LEA student IEP in accordance with Education Code section 56345(a)(9) pertaining to emergency conditions. If the LEA is able to obtain alternative placement for the student, CONTRACTOR shall not receive payment for days the student is not in attendance with CONTRACTOR due to CONTRACTOR'S school closure.

When the emergency school closure is lifted, CONTRACTOR shall notify the LEAs it serves of any lost instructional minutes. CONTRACTOR and LEAs shall work collaboratively to determine the need for make-up days or service changes, and shall work together to amend IEP and ISA paperwork as appropriate.

61. INSPECTION AND AUDIT

The CONTRACTOR shall maintain and the LEA shall have the right to examine and audit all of the books, records, documents, accounting procedures and practices and other evidence that reflect all costs claimed to have been incurred or fees claimed to have been earned under this Agreement.

CONTRACTOR shall provide access to LEA to all records including, but not limited to: student records as defined by California Education Code section 49061(b); registers and roll books of teachers; daily service logs and notes or other documents used to record the provision of related services; Medi-Cal/daily service logs and notes used to record provision of services provided by instructional assistants, behavior intervention aides, bus aides, and supervisors; absence verification records (parent/doctor notes, telephone logs, and related documents); bus rosters; staff lists specifying credentials held, business licenses held, documents evidencing other qualifications, , dates of hire, and dates of termination; staff time sheets; non-paid staff and volunteer sign-in sheets; transportation and other related service subcontracts; school calendars; bell/class schedules when applicable; liability and worker's compensation insurance policies; state NPS/A certifications; by-laws; lists of current board of directors/trustees, if incorporated; other documents evidencing financial expenditures; federal/state payroll quarterly reports Form 941/DE3DP; and bank statements and canceled checks or facsimile thereof. Such access shall include unannounced inspections by LEA. CONTRACTOR shall make available to LEA all budgetary information including operating budgets submitted by CONTRACTOR to LEA for the relevant contract period being audited.

CONTRACTOR shall make all records available at the office of LEA or CONTRACTOR'S offices (to be specified by LEA) at all reasonable times and without charge. All records shall be provided to LEA within five (5) working days of a written request from LEA. CONTRACTOR shall, at no cost to LEA, provide assistance for such examination or audit. LEA's rights under this section shall also include access to CONTRACTOR'S offices for purposes of interviewing CONTRACTOR'S employees. If any document or evidence is stored in an electronic form, a hard copy shall be made available to the LEA, unless the LEA agrees to the use of the electronic format.

CONTRACTOR shall obtain from its subcontractors and suppliers written agreements to the requirements of this section and shall provide a copy of such agreements to LEA upon request by LEA.

If an inspection, review, or audit by LEA, a state agency, a federal agency, and/or an independent agency/firm determines that CONTRACTOR owes LEA monies as a result of CONTRACTOR's over billing or failure to perform, in whole or in part, any of its obligations under this Master Contract, LEA shall provide to CONTRACTOR written notice demanding payment from CONTRACTOR and specifying the basis or bases for such demand. Unless CONTRACTOR and LEA otherwise agree in writing, CONTRACTOR shall pay to LEA the full amount owed as a result of CONTRACTOR's over billing and/or failure to perform, in whole or in part, any of its obligations under this Master Contract, as determined by an inspection, review, or audit by LEA, a state agency, a federal agency, and/or an independent agency/firm. CONTRACTOR shall make such payment to LEA within thirty (30) days of receipt of LEA's written notice demanding payment.

62. RATE SCHEDULE

The attached rate schedule (Exhibit A) limits the number of students that may be enrolled and maximum dollar amount of the contract. It may also limit the maximum number of students that can be provided specific services. Per Diem rates for students whose IEPs authorize less than a full instructional day may be adjusted proportionally. In such cases only, the adjustments in basic education rate shall be based on the required minimum number of minutes per grade level as set forth in paragraph 23, above, and in California Education Code Section 46200-46208.

Special education and/or related services offered by CONTRACTOR shall be provided by qualified personnel as per State and Federal law, and the codes and charges for such educational and/or related services during the term of this contract, shall be as stated in Exhibit A.

63. DEBARMENT CERTIFICATION

By signing this agreement, the CONTRACTOR certifies that:

- (a) The CONTRACTOR and any of its shareholders, partners, or executive officers are not presently debarred, suspended, proposed for debarment, or declared ineligible for the award of contracts by any Federal agency, and
- (b) Have not, within a three-year period preceding this contract, been convicted of or had a civil judgment rendered against them for: commission of fraud or a criminal offense in connection with obtaining, attempting to obtain, or performing a Federal, state or local government contract or subcontract; violation of Federal or state antitrust statutes relating to the submission of offers; or commission of embezzlement, theft, forgery, bribery, falsification or destruction of records, making false statements, tax evasion, or receiving stolen property; and are not presently indicted for, or otherwise criminally or civilly charged by a Government entity with, commission of any of these offenses.

The parties hereto have executed this Contract by and through their duly authorized agents or representatives. This contract is effective on May 19, 2025 and terminates at 5:00 P.M. on June 30, 2025, unless sooner terminated as provided herein.

CONTRACTOR

LEA

SPG Therapy & Education, PC.

California Online Public Schools

Nonpublic School/Agency

LEA Name

Signed by:
 By: Susan Stark 05/22/2025
15FABEUE0FEA48C...
Signature Date

DocuSigned by:
 By: Richie Romero, Ed.D. 05/22/2025
FC0B0366GFFD481...
Signature Date

Susan Stark

Dr. Richie Romero, Deputy Superintendent

Name and Title of Authorized Representative

Name and Title of Authorized Representative

Notices to CONTRACTOR shall be addressed to:

Notices to LEA shall be addressed to:

Susan Stark

Dr. Richie Romero, Deputy Superintendent

Name and Title

Name and Title

CCC-MS-SLP

California Online Public Schools

Nonpublic School/Agency/Related Service Provider

LEA

2021 Ygnacio Valley Road C-103

33272 Valle Road

Address

Address

walnut Creek ca 94598

San Juan Capistrano CA 92675

City

State

Zip

City

State

Zip

9259451768 9254641290

(800) 906-5166 (949)240-7895

Phone

Fax

Phone

Fax

9259451474

rromero@californiaops.org

Email

Email

**Additional LEA Notification
(Required if completed)**

Name and Title

Address

City

State

Zip

Phone

Fax

Email

EXHIBIT A: 2024-2025 RATES

4.1 RATE SCHEDULE FOR CONTRACT YEAR

The CONTRACTOR: **SPG Therapy & Education, PC.**

The CONTRACTOR CDS NUMBER: _____

PER ED CODE 56366 – TEACHER-TO-PUPIL RATIO: _____

Maximum Contract Amount: _____

Education service(s) offered by the CONTRACTOR and the charges for such service(s) during the term of this contract shall be as follows:

- 1) Daily Basic Education Rate: _____
- 2) Inclusive Education Program
 (Includes Educational Counseling (not ed related mental health) services, Speech & Language services, Behavior Intervention Planning, and Occupational Therapy as specified on the student's IEP.) DAILY RATE: _____
- 3) Related Services

<u>SERVICE</u>	<u>RATE</u>	<u>PERIOD</u>
<u>Intensive Individual Services (340)</u>	_____	_____
<u>Language and Speech (415)</u>	_____	_____
<u>Adapted Physical Education (425)</u>	_____	_____
<u>Health and Nursing: Specialized Physical Health Care (435)</u>	_____	_____
<u>Health and Nursing: Other Services (436)</u>	_____	_____
<u>Assistive Technology Services (445)</u>	_____	_____
<u>Occupational Therapy (450)</u>	_____	_____
<u>Physical Therapy (460)</u>	_____	_____
<u>Individual Counseling (510)</u>	_____	_____
<u>Counseling and Guidance (515)</u>	_____	_____
<u>Parent Counseling (520)</u>	_____	_____
<u>Social Work Services (525)</u>	_____	_____
<u>Psychological Services (530)</u>	_____	_____
<u>Behavior Intervention Services (535)</u>	_____	_____
<u>Specialized Services for Low Incidence Disabilities (610)</u>	_____	_____
<u>Specialized Deaf and Hard of Hearing (710)</u>	_____	_____

Interpreter Services (715)		
Audiological Services (720)		
Specialized Vision Services (725)		
Orientation and Mobility (730)		
Specialized Orthopedic Services (740)		
Reader Services (745)		
Transcription Services (755)		
Recreation Services, Including Therapeutic (760)		
College Awareness (820)		
Work Experience Education (850)		
Job Coaching (855)		
Mentoring (860)		
Travel Training (870)		
Other Transition Services (890)		
Other (900) IEE - Speech and Language Assessment	197.00	per hour, up to 25hrs
Other (900)		

Additional Terms

Additional Terms Regarding Extended School Year (ESY)

If students in the CONTRACTOR'S caseload are approved to receive Extended School Year (ESY) services based on their IEPs, the current school year rates will apply. LEA will not pay for non-ESY services and services that fall outside of the contracted school year (i.e. after June 30th and before the 1st day of school of the following school year), unless it has been pre-approved by LEA's Director of Student Services.

Initial SS

Additional Terms Regarding Invoices and Payment

The period of 30-45 days refers specifically to business days, not calendar days. Please take into account all holidays and breaks during fall, winter, spring, and summer as they may extend the review time for invoices originally scheduled within the 45-day window. Any submissions received after work hours or during holidays or breaks will be processed on the first business day after the office resumes operations.

Initial SS

EXHIBIT B: 2024-2025 ISA

INDIVIDUAL SERVICES AGREEMENT (ISA) FOR NONPUBLIC, NONSECTARIAN SCHOOL SERVICES
(Education Code Sections 56365 et seq.)

This agreement is effective on May 19, 2025 or the date student begins attending a nonpublic school or receiving services from a nonpublic agency, if after the date identified, and terminates at 5:00 P.M. on June 30, 2025, unless sooner terminated as provided in the Master Contract and by applicable law.

Local Education Agency _____ Nonpublic School _____

LEA Case Manager: Name _____ Phone Number _____

Pupil Name _____ Sex: M F Grade: _____
(Last) (First) (M.I.)

Address _____ City _____ State/Zip _____

DOB _____ Residential Setting: Home Foster LCI # _____ OTHER _____

Parent/Guardian _____ Phone () _____ (Residence) () _____ (Business)

Address _____ City _____ State/Zip _____
(If different from student)

AGREEMENT TERMS:

- Nonpublic School:* The average number of minutes in the instructional day will be: _____ during the regular school year
_____ during the extended school year
- Nonpublic School:* The number of school days in the calendar of the school year are: _____ during the regular school year
_____ during the extended school year
- Educational services as specified in the IEP shall be provided by the CONTRACTOR and paid at the rates specified below.*

A. **INCLUSIVE AND/OR BASIC EDUCATION PROGRAM RATE:** (Applies to nonpublic schools only): Daily Rate: _____

Estimated Number of Days _____ x Daily Rate _____ = PROJECTED BASIC EDUCATION COSTS _____

B. RELATED SERVICES:

SERVICE	Provider			# of Times per wk/mo/yr., Duration; or per IEP; or as needed	Cost per session	Maximum Number of Sessions	Estimated Maximum Total Cost for Contracted Period
	LEA	NPS	OTHER Specify				
Intensive Individual Services (340)							
Language/Speech Therapy (415) a. Individual b. Group							
Adapted Physical Ed. (425)							
Health and Nursing: Specialized Physical Health Care (435)							
Health and Nursing Services: Other (436)							
Assistive Technology Services (445)							
Occupational Therapy (450)							
Physical Therapy (460)							
Individual Counseling (510)							
Counseling and guidance (515).							
Parent Counseling (520)							

SERVICE	Provider			# of Times per wk/mo/yr., Duration; or per IEP; or as needed	Cost per session	Maximum Number of Sessions	Estimated Maximum Total Cost for Contracted Period
	LEA	NPS	OTHER Specify				
Social Work Services (525)							
Psychological Services (530)							
Behavior Intervention Services (535)							
Specialized Services for Low Incidence Disabilities (610)							
Specialized Deaf and Hard of Hearing Services (710)							
Interpreter Services (715)							
Audiological Services (720)							
Specialized Vision Services (725)							
Orientation and Mobility (730)							
Braille Transcription (735)							
Specialized Orthopedic Service (740)							
Reader Services (745)							
Note Taking Services (750)							
Transcription Services (755)							
Recreation Services (760)							
College Awareness Preparation (820)							
Vocational Assessment, Counseling, Guidance and Career Assessment (830)							
Career Awareness (840)							
Work Experience Education (850)							
Mentoring (860)							
Agency Linkages (865)							
Travel Training (870)							
Other Transition Services (890)							
Other (900)J							
Other (900)							
Transportation-Emergency b. Transportation-Parent							
Bus Passes							
Other							

ESTIMATED MAXIMUM RELATED SERVICES COSTS _____

TOTAL ESTIMATED MAXIMUM BASIC EDUCATION AND RELATED SERVICES COSTS \$ _____

4. Other Provisions/Attachments:

5. MASTER CONTRACT APPROVED BY THE GOVERNING BOARD ON _____

6. Progress Reporting Requirements: _____ Quarterly _____ Monthly _____ Other (Specify) _____

The parties hereto have executed this Individual Services Agreement by and through their duly authorized agents or representatives as set forth below.

-CONTRACTOR-

-LEA/SELPA-

(Name of Nonpublic School/Agency)

(Name of LEA/SELPA)

(Signature) _____ (Date)

(Signature) _____ (Date)

(Name and Title)

(Name of Superintendent or Authorized Designee)



Independent Contractor Agreement/Service Agreement

This Agreement ("Agreement") is entered into as of the 12th of May, 2025 by and between ACES ABA, hereinafter referred to as "the VENDOR" and **California Online Public Schools** hereinafter referred to as "the BOARD".

The Board and the Vendor agree to the terms and conditions set forth below and in accompanying Exhibits, attached incorporated herein.

The Vendor and the Board Agree:

1. Scope of Services:

- a. The Vendor will provide the Board with SAI services rendered by qualified, BCBA.
- b. The Vendor will provided services as described as direct or indirect therapy services as indicated on each student's Individual Education Program (IEP) that shall include, but is not limited to: planning, therapy, assessments, report and IEP writing, participation in IEP reviews and parent conferences, related travel, consultations with classroom teachers and other staff members, management of required documentation and attendance.

2. Term and Termination:

- a. The term of this Agreement shall commence on May 12, 2025, unless terminated earlier in accordance with the terms and conditions set-forth.
- b. Termination without Cause: Either party has the right to terminate the Agreement without cause by giving 30 days written notice.
- c. Termination with Cause: Either party reserves the right to terminate this Agreement immediately if the other party fails to comply with any terms or conditions of this Agreement and such failure continues for 15 days following receipt of written notice.

3. Compensation:

- a. To provide SAI services to Board until 17th day of June, 2025 excluding those days as determined by the district as holidays or closings.
- b. The rate established by mutual agreement, shall be per fully qualified, and Certified BCBA at a rate of \$155.25 per hour (see the attached rate sheet).
- c. The Vendor will provide a monthly statement based on the rate listed above within 10 days, of the last day, of the previous month.
- d. The Board will provide payment to the Vendor within 30 days of receipt of a submitted invoice. The invoice will contain description, location, time and date of services.



California Online Public Schools

4. Independent Contractor:

- a. Both parties agree that the terms of the Agreement do not constitute a formation of a partnership, joint venture, employer-employee, or other relationship and no form of agency exists between the parties.
- b. Board agrees to submit W-9 form with Vendor submitting a completed W-9 form and Request for Taxpayer Identification Number and Certification with social security number/ federal identification number.
- c. The Vendor shall provide California Online Public Schools with a copy of the provider's license/credential, as applicable, along with the verified dates of California DOJ and FBI background checks, fingerprint clearance, and Tuberculosis Test clearance for all employees, approved subcontractors, and/or volunteers prior to such individuals starting to work with any student.

5. Insurance/License:

- a. The Vendor agrees to maintain professional liability and malpractice insurance with the following minimum limits of liability: \$1,000,000. Per occurrence and \$5,000,000 in the aggregate and provide the Board with proof of insurance upon request.
- b. The Vendor is certified by the State of California in the performances of the Services provided herein and agrees to provide proof upon request.

6. Direct Hire-Non-Solicitation:

- a. Board agrees to notify Vendor in writing of its intent to hire, enter into an arrangement to hire, or contract for services with any personnel who worked for Vendor in scheduled assignment in a facility during the preceding six (6) month period. In the event the Board does hire such personnel, the Board agrees to pay Vendor a one time hire "Fee" of \$2,000.

7. General:

- a. This agreement shall be governed by the State of California, and governing regulatory rules, all which are incorporated herein.

IN WITNESS THEREOF, the parties hereto have caused this Agreement to be executed, and do each represent that their respective signatory, whose signature appears below, is fully authorized to execute this Agreement.

By: California Online Public Schools
 Name: Richie Romero
 Title: Deputy Superintendent
 Date: 05/09/2025

Signed by:
 Signature: Richie Romero
 FE9DD368CFFD491...

VENDOR
 By: ACES 2020, LLC
 Name: Luke Jana
 Title: Chief Admin. Officer & General Counsel
 Date: 05/08/2025

DocuSigned by:
 Signature: Luke Jana
 95AD3C4C89DD471...

Exhibit A
ACES' Rate Schedule
(eff. July 2024)

Base Rate Model:

ABA Services - Individual	Provider Type	Rate
ABA Assessment(s)	Supervisor - BCBA	\$155.25/hr
Behavior Intervention Development Services (BID)	Supervisor - BCBA	\$155.25/hr
Behavior Intervention Development Services (BID)	Supervisor - MA	\$137.14/hr
Behavior Intervention Implementation (BII)	Behavioral Interventionist - MA	\$137.14/hr
	Behavioral Interventionist	\$73.45/hr

Speech & Occupational Therapy Services	Provider Type	Rate
Speech Therapy (ST) Services	Speech-Language Pathologist (SLP)	\$155.25/hour*
Occupational Therapy (OT) Services	Occupational Therapist (OTR/L)	\$155.25/hour*

Notes:

1. Rates are based on the treating provider's licensure and/or certification for that discipline, which is not based on provider's academic credentials alone.
2. From time to time these rates may be changed effective upon ACES providing written notice.
3. Fees are billed in minimum time increments of .25 hours.
4. Rates are inclusive of reimbursement for time and materials, including travel (unless otherwise stated).
5. When two or more staff members are working with a Client at the same time, the time of each will be charged.
6. Rates for all services are subject to the provisions and limitations set forth in the Agreement.

* An additional \$75.00 travel charge applies to all ST/OT sessions that take place outside of ACES' offices.

Coversheet

Approval of Staffing Report (attached)

Section: IV. Consent Items
Item: D. Approval of Staffing Report (attached)
Purpose: Vote
Submitted by:
Related Material: CalOPS Staffing Report - 06.10.25.pdf



California Online Public Schools

CalOPS Staffing Report June 2025

Position Change

Name	Title	Salary	Start Date
Mackenzie Duran	Director of Student Services	\$170,174.37	06/01/2025

Departing Employees

Name	Title	Last Day of Work	Reason for Leaving
Halel Duberry	High School Special Education Teacher	05/14/2025	
Joe DeLara	High School Special Education Teacher	05/16/2025	
Paulina Escobar	Registrar	05/28/2025	

Coversheet

Approval of Expenditures over \$20k (attached)

Section: IV. Consent Items
Item: E. Approval of Expenditures over \$20k (attached)
Purpose: Vote
Submitted by:
Related Material: 24-25 CalOPS Over 20K (POs & Invoices) - June Board Meeting.pdf
Purchase Orders Over 20k June 2025 Board Meeting.pdf
Invoices Over 20k 24-25 SY June 2025 Board Meeting.pdf
AbsenceSoft Proposal for California - updated.pdf

CalOPS PURCHASE ORDERS Over 20k

Number	Date	Requestor	Vendor	Purpose	Amount
2024-25-130	5/16/2025	Than/Britnie	Instructure, Inc	Canvas Renewal	\$169,622.70
2024-25-131	5/19/2025	Than/Britnie	Amira	Literacy Screener for K-2 & SPED 3-5	\$26,500.00

CalOPS INVOICES To Be Paid Over 20k

(Invoices will be processed for payment once Board has approved)

Date Paid by ACH/WIRE	Uploaded to Charter Impact	Batch Date	Batch School or ACH/WIRE	Vendor	Invoice#	Date of Invoice	Amount	Description	School Allocation
5/7/2025			ACH	Pacific Hotel Management Inc- Hyatt Regency	#30823867	2/6/2025	\$95,000	BTS 25-26 SY 3rd Deposit	All Schools
	5/8/2025	5/8/2025	SoCal	Oxford Consulting Services Inc.	167766	03/31/2025	\$28,047.26	SPED Services	SoCal
	5/8/2025	5/8/2025	SoCal	Young Minney & Conn LLP	15957	05/02/2025	\$28,221.50	SPED Legal	SoCal
	5/8/2025	5/8/2025	SoCal	Timothy A. Adams & Associates Client Trust	2024-25-126	05/05/2025	\$25,000.00	SPED Services	SoCal
	5/8/2025	5/8/2025	SoCal	Capistrano Unified School District	68U11478	05/02/2025	\$41,187.00	District Oversight Fees	SoCal
05/12/2025			ACH	HSA	-	-	\$20,951.01	Benefits	All Schools
05/13/2025			ACH	Empower	-	-	\$196,869.32	Benefits	All Schools
	5/16/2025	5/15/2025	SoCal	Secretary Of The State Of Connecticut -Business Services Division	FI-0009886	05/08/2025	\$22,800.00	Professional Services/ Other School Expense	All Schools
05/19/2025			ACH	SoftMSP	1031	5/1/2025	229,686	YR 1 - IT Support Services	All Schools
05/20/2025			ACH	MetLife	May 2025	4/19/2025	\$76,166.06	Benefits	All Schools
05/20/2025			ACH	Cigna Health	-	-	\$436,519.76	Staff Medical Benefits	All Schools
	5/21/2025	5/21/2025	SoCal	SoftMSP, LLC	1029	05/01/2025	\$34,218.00	Facilities: Equipment/Supplies	All Schools
	5/22/2025	5/22/2025	SoCal	El Paseo Children's Center Inc.	3622	03/31/2025	\$289,740.94	SPED Services	SoCal
	5/22/2025	5/22/2025	SoCal	Casa Pacifica Centers for Children & Families	37121	04/30/2025	\$39,000.00	SPED Services	SoCal
	5/22/2025	5/22/2025	NorCal	El Paseo Children's Center Inc.	3623	03/31/2025	\$83,081.55	SPED Services	NorCal
	5/22/2025	5/22/2025	Central Valley	El Paseo Children's Center Inc.	3624	03/31/2025	\$86,978.37	SPED Services	Central Valley
	5/22/2025	5/22/2025	Monterey Bay	El Paseo Children's Center Inc.	3627	03/31/2025	\$41,284.88	SPED Services	Monterey Bay
05/23/2025			ACH	InterPres Corporation	-	-	\$31,114.80	SoCal Office Rent	SoCal
05/27/2025			ACH	JP Morgan Chase Bank	-	04/30/2025	\$103,817.69	District Corporate Card Purchases - AutoPay	All Schools
05/27/2025			ACH	HSA	-	-	\$21,774.37	Benefits	All Schools
05/28/2025			ACH	Empower	-	-	\$194,556.77	Benefits	All Schools
	5/30/2025	5/29/2025	Socal	The College Board	A262139511	05/27/2025	\$20,354.00	Governance: School Dues, Membership	Socal
05/30/2025			ACH	Kaiser	-	-	\$91,661.41	Benefits	All Schools
05/30/2025			ACH	Kaiser	-	-	\$27,957.35	Benefits	All Schools
			Pending	Charter Impact	17398	06/01/2025	\$122,495.00	Professional Services: Other School Contracted Services	All Schools
			Pending	SoftMSP, LLC	1033	06/01/2025	\$229,686.00	Facilities: Equipment/Supplies	All Schools
			Pending	SoftMSP, LLC	1034	06/01/2025	\$86,666.67	Facilities: Equipment/Supplies	All Schools



**2024-2025
PURCHASE ORDER**

California Online Public Schools
33272 Valle Road, San Juan Capistrano, CA 92675
(949) 461-1667 Phone (949) 240-7895 Fax

Purchase Order Number: 2024 - 25 - 130

Date: 5/16/2025

Vendor Contact Name: Shanoah Maine

Vendor Phone Number: _____

Vendor Fax Number: _____

Email P.O. to vendor? Yes No

Vendor Email: shanoah.maine@instructure.com

Vendor: Instructure, Inc.

Address: 6330 South 3000 East, Suite 700

City: Salt Lake City

State: UT

Zip: 84121

Requester: Than Short

Department: All

Intent/Purpose: Learning Management System

DocuSigned by:
Than Short 05/16/2025

Signature: _____ **Date:** _____

Product/Description	Sales Quote#	Item #	Cost	Qty	Total Cost
Instructure Learning Platform (2025-07-01 2026-06-30)	Q-417895	-	\$ 169,622.70	1	\$ 169,622.70
Included in your Instructure Learning Platform Bundle: Canvas Subscription Canvas 24x7 Tier 1 Support Training Portal Standard Studio Subscription Mastery Connect Subscription Mastery Connect Online PD Subscription Mastery Item Bank Subscription Desmos Tools & Calculators KDS INSPECT Formative Assessment Item Bank Student Subscription					\$ -
					\$ -
					\$ -
					\$ -
					\$ -
					\$ -
					\$ -
					\$ -
DocuSigned by:					\$ -

Signatures (or email approval):

Eric Anderson 05/16/2025 **Order Total** \$169,622.70

Purchaser/Requestor: _____ **Date:** 05/16/2025

signed by: *[Signature]* 05/16/2025 via email approval (see attached)

Administrator Approval (required): *Demic Jamero* 05/16/2025

Finance Approval (required): _____ **Date:** _____



Instructure, Inc.
 6330 South 3000 East, Suite 700
 Salt Lake City, UT 84121
 United States

Order Form

Order: Q-417895-
Date: 2025-03-03
Order Valid Through: 2025-06-30

Order Form for California Online Public Schools

Bill to Information

Entity Name: California Online Public Schools
Address: 33272 Valle Road
City: San Juan Capistrano
State/Province: California
Zip/Postal Code: 92675
Country: United States

Billing Contact

Name: Bernie Jamero
Email: Finance@californiaops.org
Phone: 909-580-8297

Ship to Information

Entity Name: California Online Public Schools
Address: 33272 Valle Road
City: San Juan Capistrano
State/Province: California
Zip/Postal Code: 92675
Country: United States

Shipping Contact

Name: Richie Romero
Email: rromero@californiaops.org
Phone: +1 949 461 1667

Billing Information

Billing Frequency: Annual Upfront
Billing Frequency Term: Non-Recurring items will be invoiced upon signing. Recurring items will be invoiced 30 days prior to the annual start date.
Payment Terms: Net 30

Year 1								
Ref	Description	Start Date	End Date	Invoice	Metric	Qty	Price	Amount
S1	Instructure Learning Platform	2025-07-01	2026-06-30	Recurring	User	1	USD \$169,622.70	USD 169,622.70

Billing Summary			
Segment	Recurring	Non-Recurring	Total
Year 1	USD 169,622.70	USD 0.00	USD 169,622.70
Total	USD 169,622.70	USD 0.00	USD 169,622.70

Reference	Products	Description
S12	Instructure Learning Platform	Included in your Instructure Learning Platform Bundle: Canvas Subscription Canvas 24x7 Tier 1 Support Training Portal Standard Studio Subscription Mastery Connect Subscription Mastery Connect Online PD Subscription Mastery Item Bank Subscription Desmos Tools & Calculators KDS INSPECT Formative Assessment Item Bank Student Subscription

Products	Description	Qty
24x7 Tier 1 Support (Faculty Only)	24x7 Tier 1 support (faculty only) per year (30% of subscription - min \$4,500 USD)	1.00
Mastery Connect Online PD Subscription	Unlimited access for faculty and staff users to online training video library.	1.00

Mastery Item Bank Subscription	Mastery Item Bank subscription for ELA, Math, Science and Social Studies featuring learning standards alignments for all 50 States, D.C., Common Core and Next Generation Science Standards.	8,500.00
Desmos Tools & Calculators	Desmos is an online math solution with a series of graphing calculators that can be embedded into online assessments to provide students with a way to graph functions, plot data and evaluate equations.	8,500.00
Training Portal Standard - Core + Advanced On-Demand Content	Unlimited access to core and advanced on-demand training content for teachers and admins through the Training Portal.	8,500.00

Quote Special Terms

Recurring items on this Order Form (other than any 3rd Party Products) shall automatically renew for succeeding terms of 12-month duration at an annual price increase of 5% unless either party gives the other party 60 days' written notice of its intent not to renew prior to the expiration of the then-current term.

The services provided under this Order Form shall begin on the first year Start Date set forth above and continue through the last year End Date set forth above, provided, however, that Instructure may provide certain implementation related services prior to the first year Start Date at its sole discretion.

User Clause: User Metric reflects the maximum number of individuals authorized by the Customer to access and/or use the Service and Customer has paid for such access and/or use.

User Typical Use Clause: In the event Customer enables access to the Service to more Users over a given contract year than are allocated to such contract year as set forth above, then Instructure reserves the right, in its sole discretion, to invoice the Customer for such additional number of Users. In addition, the User fees set forth above are based on the assumption that Customer's Users will use the Service commensurate with the average usage patterns of users across Instructure's user base in the aggregate (such average usage being referred to herein as "Typical Use") and do not account for usage of the Service by Customer's Users beyond such Typical Use. To the extent the Users' usage of the Service, in the aggregate, exceeds the Typical Use at any given time, Instructure reserves the right, in its sole discretion, to increase the fees by an amount proportional to such excess usage. In the event Instructure increases the fees pursuant to this paragraph, Instructure shall send an invoice to Customer for the applicable increase along with documentation evidencing the additional usage of or additional Users who have access to the Service giving rise to such fee increase. Any invoice sent pursuant to the foregoing shall be due and payable within 30 days of receipt.

Payment Terms - Renewal Order Form: In the event that Customer fails to execute this Order Form prior to the Start Date listed above, all fees shall become due payable upon Customer's receipt of an invoice.

Terms and Conditions

Governing Terms: This Order Form shall be governed by the Master Terms and Conditions which can be found here: <https://www.instructure.com/policies/mastertermsconditions>

Data Processing Addendum: The data processing addendum between the parties is available at: <https://www.instructure.com/policies/data-processing-addendum>

Conflict Clause: In the event of any conflict between this Master Terms and Conditions and any addendum thereto and this Order Form, the provisions of this Order Form shall control.

PURCHASE ORDER INFORMATION	TAX INFORMATION
Is a Purchase Order required for the purchase or payment of the products on this order form? Please Enter (Yes or No): YES	Check here if your company is exempt from US state sales tax:
If Yes, please enter PO Number: 2024-25-130	Please email all US state sales tax exemption certifications to ar@instructure.com

Customer purchasing documentation, such as Purchase Orders, shall only be used as proof of acceptance of the Order Form referenced therein, and the associated Master Terms and Conditions. Any terms and conditions included in any such Customer purchasing documentation are hereby expressly disclaimed by Instructure, shall be void and of no effect, and shall in all cases be superseded by the applicable Master Terms and Conditions.

By executing this Order Form, each party agrees to be legally bound by this Order Form.

California Online Public Schools	
Signature:	<small>Signed by:</small> <i>Richie Romero</i>
Name:	Richie Romero
Title:	Deputy Superintendent
Date:	05/15/2025

Instructure, Inc. (USA/CAN)	
Signature:	_____
Name:	_____
Title:	_____
Date:	_____



California Online Public Schools

PURCHASE REQUISITION FORM

(THIS IS NOT A PURCHASE ORDER)

Intent / Usage/ Notes of Purchase: School Learning Management System

Name of Requestor: Than Short	Today's Date: 5/15/25	SCHOOL YEAR INTENDED FOR: 25/26
Department/ Grade Level: All	School Region: All	Date Needed By: 6/30/25
Vendor Name: Instructure	Vendor Contact Name: Shanoah Maine	Vendor Email: shanoah.maine@instructure.com
Vendor Address: Instructure, Inc. 6330 South 3000 East, Suite 700 Salt Lake City, U		

Item of Purchase: (add item link, if necessary)	Quantity:	Price:	Notes/ Description:
Instructure Learning Platform	1	\$169,622.70	Canvas Subscription Canvas 24x7 Tier 1 Support Training Portal Standard Studio Subscription Mastery Connect Subscription Mastery Connect Online PD Subscription Mastery Item Bank Subscription Desmos Tools & Calculators KDS INSPECT Formative Assessment Item Bank Student Subscription
Total:			

Requestor Name: Than Short	Requestor Signature: 	Date: 05/15/2025
SPuDs Name: Leslie Dombek	SPuDs Signature: 	Date: 05/15/2025

FOR FINANCE DEPARTMENT USE ONLY

Finance Designee Name (for budget review): Lachelle Carter	Finance Designee Approval Signature: 	Date: 05/16/2025
Method of Payment: Credit Card Check ACH Purchase Order Other:		

Purchase Order #:	Requisition #:	PO# Date Issued:
--------------------------	-----------------------	-------------------------



California Online Public Schools

Purchase Requisition and Approval Process

1. A purchase requisition must be submitted for all required products or services before any purchase can be made.
2. The requestor completes the purchase requisition and submits it for approval. An invoice or quote must be attached to the requisition at the time of submission.
3. The requisition goes through an escalating approval flow, starting with the requestor's grade-level principal, director, or superintendent (SPuDs). They have the option to approve, deny, or request additional verification.
4. If one of the SPuDs approves the requisition, it must be emailed to finance@californiaops.org for further budget approval.
5. The purchase request undergoes budget review and policy checks to ensure compliance.
6. Once the requisition is approved by finance, either:
 - a. The request is processed for payment, and a finance representative will place the order, or
 - b. A purchase order is initiated and sent to the vendor for acceptance and fulfillment.



**California Online
Public Schools**

**2024-2025
PURCHASE ORDER**

California Online Public Schools

33272 Valle Road, San Juan Capistrano, CA 92675
(949) 461-1667 Phone (949) 240-7895 Fax

Purchase Order Number: 2024 - 25 - 131
 Date: 5/19/2025
 Vendor Contact Name: Ricardo Ruiz
 Vendor Phone Number: 866 883-7323
 Vendor Fax Number: _____
 Email P.O. to vendor? Yes No
 Vendor Email: orders@amiralearning.com

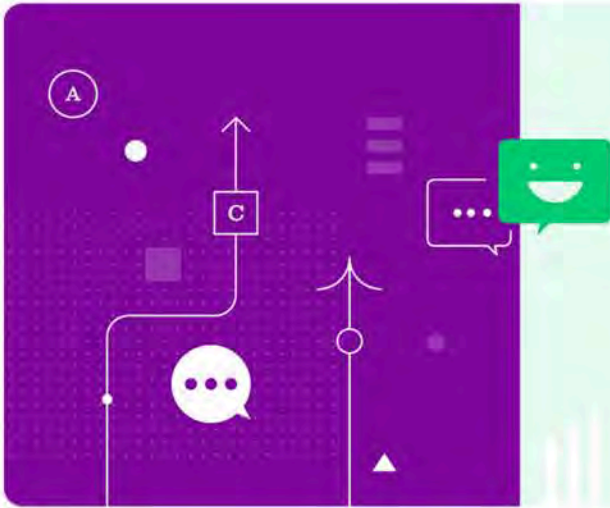
Vendor: Amira Learning
 Address: 5214F Diamond Heights Blvd #3255
 City: San Francisco
 State: CA
 Zip: 94131

Requester: Than Short
 Department: Elementary & ST Services
 Intent/Purpose: Literacy Screener Ed Code 53008
 DocuSigned by:
Than Short Date: 05/19/2025
 Signature: _____ Date: _____
F27184528642492...

Product/Description	Sales Quote#	Item #	Cost	Qty	Total Cost
Amira - CA Dyslexia PD Bundle (K-2) Start Date 07/01/25 (12 months) 1250 QTY	Q-75225	-	\$ 25,000.00	1	\$ 25,000.00
Amira Reading Assess+Tutor (Student Account) Start Date 07/01/25 (12 Months) 75 QTY	Q-75225	-	\$ 1,500.00	1	\$ 1,500.00
					\$ -
					\$ -
					\$ -
					\$ -
					\$ -
					\$ -
					\$ -
					\$ -

DocuSigned by: _____
 Signature (or email approval): Ernie Anderson Date: 05/19/2025
 Purchaser/Requestor: Ernie Anderson Date: 05/19/2025
 Administrator Approval (required): _____ Date: _____
 Finance Approval (required): _____ Date: _____
 via email approval (see attached)

Order Total \$26,500.00



THE INTELLIGENT Growth Engine

Quote

Amira Q-75225

Prepared For

California Online Public Schools
33272 Valle Road
San Juan Capistrano, CA, 92675

Your Amira Partner

Ricardo Ruiz
Senior Account Executive
ricardo.ruiz@amiralearning.com



Quote: Q-75225

Prepared For: California Online Public Schools

Expires On: 7/31/2025

Amira - CA Dyslexia PD Bundle (K-2)					
QTY	Product	Campus	Start Date	Months	Sales Price
1250	Amira - CA Dyslexia PD Bundle (K-2)	District Wide	7/01/2025	12	\$25,000.00

Amira Reading Assess+Tutor (3-5)					
QTY	Product	Campus	Start Date	Months	Sales Price
75	Amira Reading Assess+Tutor (Student Account)	District Wide	7/01/2025	12	\$1,500.00

Access to the AI Reading Tutoring Program, Benchmark Assessments, Parent reports and letters in 8 different languages, when they purchase our robust live PD Package at **\$20 per student** which includes: Amira Professional Development Subscription:

- (1) District Leadership Implementation Webinar and (1) District Leadership Data Review Webinar. Before training with teachers begins, the Customer Success Manager will meet with District Leadership to conduct a District Leader Planning Meeting.
- Live, Virtual Professional Development:
- Three webinars (typically 45-60 minutes each)
 - Introduction to Amira
 - Administering the Amira Screener
 - Interpreting Amira Data
- Two virtual “office hours” per year are provided, offering valuable live training sessions for educators to learn about Amira's capabilities, how to administer the instrument, best practices, and how to understand and use the screening data.
- Asynchronous On-Demand Training and Resources
 - These resources are included with the purchase at no additional cost,



Quote: Q-75225

Prepared For: California Online Public Schools

Expires On: 7/31/2025

allowing educators to access training materials and modules at their convenience, supporting flexible and self-paced professional development.

- On-Demand User Support

Start Date: 7/01/2025

Term: 12

End Date: 6/30/2026

List Amount	\$26,500.00
Tax Amount	\$0.00
Customer Total	\$26,500.00

Disclaimer: Pricing is as quoted and is subject to change based on any modifications to bundle configurations, enrollment updates, or other adjustments. Additional options are to be paid in full. Totals include applicable taxes, which should be



Quote: Q-75225

Prepared For: California Online Public Schools

Expires On: 7/31/2025

reflected on your Purchase Order (if applicable).

To avoid delays in processing your order, please ensure the following:

- Email your Purchase Order, including the provided quote number, to orders@amiralearning.com.
- Digitally sign the contract provided upon commitment with your Amira partner.

Amira Terms of Use: <https://amiralearning.com/amira-terms>

Amira Privacy Policy: <https://amiralearning.com/amira-privacy>

Istation Terms of Use: <https://amiralearning.com/istation-terms>

Istation Privacy Policy: <https://amiralearning.com/istation-privacy-policy>



Effective June 2024, Istation is a 100% wholly owned subsidiary of Amira Learning, Inc. As part of our integration efforts and to enhance efficiency across our organization, we are integrating our financial and banking structures under a single Federal Employer Identification Number (FEIN).

Effective immediately, all transactions, invoices, and financial documentation should be processed using the following federal employer identification number and banking information:

Federal Employer Identification Number (FEIN): 82-2207220

Banking Information

ACH Payments (preferred):

Bank Name: Western Alliance Bank

ABA Routing Number: 121143260

Bank Address: One East Washington Street Ste 2500 Phoenix, Arizona 85004 U.S.A

Account Name: Amira Learning Inc

Account Number: 8996514912

Beneficiary Address: 5214f Diamond Heights Blvd # 3255 San Francisco, CA 94131

Check Payments:

Amira Learning Inc

PO BOX 92448

Las Vegas, NV 89193-2448

(Note: Please do not send check payments to the beneficiary address noted on the W-9.

Check payments should be sent to Amira Learning, Inc. 's lockbox, which is administered by Western Alliance Bank. This address differs from the one listed on the W-9.)

To assist in updating your records, we have attached the following documents:

- Amira Learning, Inc. Form W-9
- Official Banking Letters confirming our updated banking details

Please update your records to reflect this change and ensure that all future payments and correspondence are directed accordingly.

If you have any questions or require additional information, please do not hesitate to reach out to AccountsReceivable@amiralearning.com.

We appreciate your partnership and cooperation.

Sincerely,

A handwritten signature in cursive script that reads "Monika Flood".

Monika Flood, CFO
Amira Learning, Inc.

Form **W-9**
(Rev. March 2024)
Department of the Treasury
Internal Revenue Service

Request for Taxpayer Identification Number and Certification

Go to www.irs.gov/FormW9 for instructions and the latest information.

Give form to the requester. Do not send to the IRS.

Before you begin. For guidance related to the purpose of Form W-9, see *Purpose of Form*, below.

1 Name of entity/individual. An entry is required. (For a sole proprietor or disregarded entity, enter the owner's name on line 1, and enter the business/disregarded entity's name on line 2.)
Amira Learning, Inc.

2 Business name/disregarded entity name, if different from above.

3a Check the appropriate box for federal tax classification of the entity/individual whose name is entered on line 1. Check only **one** of the following seven boxes.

Individual/sole proprietor C corporation S corporation Partnership Trust/estate

LLC. Enter the tax classification (C = C corporation, S = S corporation, P = Partnership) _____

Note: Check the "LLC" box above and, in the entry space, enter the appropriate code (C, S, or P) for the tax classification of the LLC, unless it is a disregarded entity. A disregarded entity should instead check the appropriate box for the tax classification of its owner.

Other (see instructions) _____

4 Exemptions (codes apply only to certain entities, not individuals; see instructions on page 3):

Exempt payee code (if any) _____

Exemption from Foreign Account Tax Compliance Act (FATCA) reporting code (if any) _____

(Applies to accounts maintained outside the United States.)

3b If on line 3a you checked "Partnership" or "Trust/estate," or checked "LLC" and entered "P" as its tax classification, and you are providing this form to a partnership, trust, or estate in which you have an ownership interest, check this box if you have any foreign partners, owners, or beneficiaries. See instructions

5 Address (number, street, and apt. or suite no.). See instructions.
5214F Diamond Heights Blvd #3255

6 City, state, and ZIP code
San Francisco, CA 94131

7 List account number(s) here (optional)

Requester's name and address (optional)

Remit to: P.O. Box 92448, Las Vegas, NV 89193-2448

Part I Taxpayer Identification Number (TIN)

Enter your TIN in the appropriate box. The TIN provided must match the name given on line 1 to avoid backup withholding. For individuals, this is generally your social security number (SSN). However, for a resident alien, sole proprietor, or disregarded entity, see the instructions for Part I, later. For other entities, it is your employer identification number (EIN). If you do not have a number, see *How to get a TIN*, later.

Social security number

			-			-				
--	--	--	---	--	--	---	--	--	--	--

OR

Employer identification number

8	2	-	2	2	0	7	2	2	0
---	---	---	---	---	---	---	---	---	---

Note: If the account is in more than one name, see the instructions for line 1. See also *What Name and Number To Give the Requester* for guidelines on whose number to enter.

Part II Certification

Under penalties of perjury, I certify that:

- The number shown on this form is my correct taxpayer identification number (or I am waiting for a number to be issued to me); and
- I am not subject to backup withholding because (a) I am exempt from backup withholding, or (b) I have not been notified by the Internal Revenue Service (IRS) that I am subject to backup withholding as a result of a failure to report all interest or dividends, or (c) the IRS has notified me that I am no longer subject to backup withholding; and
- I am a U.S. citizen or other U.S. person (defined below); and
- The FATCA code(s) entered on this form (if any) indicating that I am exempt from FATCA reporting is correct.

Certification instructions. You must cross out item 2 above if you have been notified by the IRS that you are currently subject to backup withholding because you have failed to report all interest and dividends on your tax return. For real estate transactions, item 2 does not apply. For mortgage interest paid, acquisition or abandonment of secured property, cancellation of debt, contributions to an individual retirement arrangement (IRA), and, generally, payments other than interest and dividends, you are not required to sign the certification, but you must provide your correct TIN. See the instructions for Part II, later.

Sign Here Signature of U.S. person *Monika Flood* Date **April 27, 2025**

General Instructions

Section references are to the Internal Revenue Code unless otherwise noted.

Future developments. For the latest information about developments related to Form W-9 and its instructions, such as legislation enacted after they were published, go to www.irs.gov/FormW9.

What's New

Line 3a has been modified to clarify how a disregarded entity completes this line. An LLC that is a disregarded entity should check the appropriate box for the tax classification of its owner. Otherwise, it should check the "LLC" box and enter its appropriate tax classification.

New line 3b has been added to this form. A flow-through entity is required to complete this line to indicate that it has direct or indirect foreign partners, owners, or beneficiaries when it provides the Form W-9 to another flow-through entity in which it has an ownership interest. This change is intended to provide a flow-through entity with information regarding the status of its indirect foreign partners, owners, or beneficiaries, so that it can satisfy any applicable reporting requirements. For example, a partnership that has any indirect foreign partners may be required to complete Schedules K-2 and K-3. See the Partnership Instructions for Schedules K-2 and K-3 (Form 1065).

Purpose of Form

An individual or entity (Form W-9 requester) who is required to file an information return with the IRS is giving you this form because they

BANK ACCOUNT VERIFICATION LETTER

2/18/2025

RE: Amira Learning Inc

To Whom It May Concern,

This letter is to inform you that **Amira Learning Inc** has an account with Western Alliance Bank.

The routing number: **122105980**

Account number: **8996514912**

We are pleased to confirm the account is in good standing and the information below for Incoming Wire Transfer and Incoming ACH Payments:

Beneficiary Bank Information

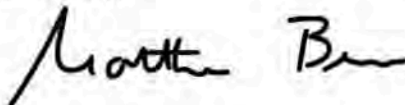
Bank Name: Western Alliance Bank
SWIFT Code: BBFXUS6S
ABA Routing #: 122105980
Bank Address: One East Washington Street Ste 2500
Phoenix, Arizona 85004 U.S.A

Beneficiary Information

Account Name: **Amira Learning Inc**
Account Number: **8996514912**
Beneficiary Address: **5214f Diamond Heights Blvd # 3255
San Francisco, CA, 94131**

The information is supplied solely for the purposes of reference, without any responsibility on the part of Western Alliance Bank, its agents, representatives, or affiliates for errors or omissions.

Sincerely,



Matthew Benidt

Head of Branch Banking



California Online Public Schools

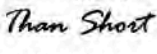
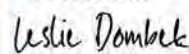
PURCHASE REQUISITION FORM

(THIS IS NOT A PURCHASE ORDER)


Intent / Usage/ Notes of Purchase: Literacy Screener California Education Code (EC) Section 53008

Name of Requestor: Than Short	Today's Date: 5/15/25	SCHOOL YEAR INTENDED FOR: 25/26
Department/ Grade Level: Elem K-2, St Services 3-5	School Region: All	Date Needed By: 7/31/25
Vendor Name: Amira	Vendor Contact Name: Ricardo Ruiz	Vendor Email:ricardo.ruiz@amiralearning.com Email your Purchase Order, including the provided quote number, to orders@amiralearning.com.
Vendor Address:Amira Learning Inc PO BOX 92448 Las Vegas, NV 89193-2448		

Item of Purchase: (add item link, if necessary)	Quantity:	Price:	Notes/ Description:
Amira - CA Dyslexia PD Bundle (K-2)	1250	\$ 25,000.00	\$20/student
Amira Reading Assess+Tutor (Student Account)	75	\$ 1,500.00	\$20/student
Total:		\$26,500.00	

Requestor Name: Than Short	Requestor Signature: 	Date: 05/15/2025
SPuDs Name: Leslie Dombek	SPuDs Signature: 	Date: 05/16/2025

*****FOR FINANCE DEPARTMENT USE ONLY*****

Finance Designee Name (for budget review): Lachelle Carter	Finance Designee Approval Signature: 	Date: 05/19/2025
Method of Payment: <input type="checkbox"/> Credit Card <input type="checkbox"/> Check <input type="checkbox"/> ACH <input type="checkbox"/> Purchase Order <input type="checkbox"/> Other:		

Purchase Order #:	Requisition #:	PO# Date Issued:
--------------------------	-----------------------	-------------------------



California Online Public Schools

Purchase Requisition and Approval Process

1. A purchase requisition must be submitted for all required products or services before any purchase can be made.
2. The requestor completes the purchase requisition and submits it for approval. An invoice or quote must be attached to the requisition at the time of submission.
3. The requisition goes through an escalating approval flow, starting with the requestor's grade-level principal, director, or superintendent (SPuDs). They have the option to approve, deny, or request additional verification.
4. If one of the SPuDs approves the requisition, it must be emailed to finance@californiaops.org for further budget approval.
5. The purchase request undergoes budget review and policy checks to ensure compliance.
6. Once the requisition is approved by finance, either:
 - a. The request is processed for payment, and a finance representative will place the order, or
 - b. A purchase order is initiated and sent to the vendor for acceptance and fulfillment.

2024-2025

PAYMENT REQUEST

Payment Request Number: **2024- 25 - 125**

CHECK NUMBER _____
(FOR OFFICE USE ONLY)

Date: 05/01/2025

Date Needed (Optional): _____

Invoice Number: #30823867

Vendor/Payable To: Pacific Hotel Management Inc
Hyatt Regency

Address: 4545 MacArthur Blvd.

City: Newport Beach

State: CA

Zip: 92660



Date Delivered or Mailed:

Method of Payment (circle one):

Credit Card Check Money Order Cashier's Check **ACH** OTHER:

Description	Item Number (when applicable)	Cost (1)	Qty (2)	Total Cost (1) x (2)
BTS 2025-26 SY 3rd deposit Due 05/14/2025	-	\$ 95,000.00	1	\$ 95,000.00
				\$ -
				\$ -
				\$ -
				\$ -
				\$ -
				\$ -
				\$ -
			Order Total:	\$ 95,000.00

Approvals

DocuSigned by:
Britnie Anderson
Signed by: 421470

Requestor (*Signature*)
Richie Romero

Administrator (*Signature or Email Approval*)
[Signature]


Audited By (*Signature*)
[Signature]

05/01/2025 _____

Date 05/01/2025 _____

Date 05/01/2025 _____

Date _____

 <p>4545 MacArthur Blvd. Newport Beach, CA 92660 Phone 949-975-1234 Fax 949-833-0187</p>	<h1 style="margin: 0;">INVOICE #30823867</h1>
	DATE: FEBRUARY 6, 2025

Attn: Richard Savage, Ed.D Superintendent T: (949) 461-1667 E: rsavage@californiaops.org 33272 Valle Road San Juan Capistrano, CA 92675	FOR: CALOPS BTS 2025
---	--------------------------------

	DESCRIPTION	Quantity	Rate	AMOUNT
Contract Guestrooms	Original Room Block	605	\$259	\$156,695
	Addendum Room Block	340	\$289	\$98,260
	Tax (10.2%)			\$15,982.89
	Total			\$270,937.89
Banquets	Contract Food and Beverage Minimum	1		\$100,000
	Hotel Food and Beverage Administrative Fees (25%)			\$25,000
	Tax (7.75%)			\$9,687.50
	Total			\$134,687.50
	Estimate Total			\$405,625.39
DEPOSIT	Initial deposits due: Thu 3/13/2025	1		\$60,000
	3 rd Deposit Wed, 4/16/2025	1		\$95,000
	4 th deposit Wed, 5/14/2025	1		\$95,000
	4 th Deposit, Wed, 6/18/2025	1		\$95,000
	5 th Deposit 7/16/2025	1		\$60,625.39
	Total deposits			\$405,625.39
	10 business days prior to arrival 7/28/2025 (any remaining estimated balance)	TBD		
	THANK YOU FOR YOUR BUSINESS!			

oxford



Corporate Headquarters
 300 Corporate Center Drive
 Manalapan, NJ 07726
 Tel (732) 761-1955
 Fax (732) 761-8404
 (800) 718-8855
 www.oxfordconsulting.com

"Your Staffing Source for Educational and Therapeutic Professionals."

Invoice

Date	Invoice #
3/31/2025	167766

Bill To
California Online Public Schools So Cal LaChelle Carter-Finance Director 33272 Valle Road San Juan Capistrano, CA 92675

Serviced	Qty	Description	Rate	Amount
		Services provided in March 2025		
	3.5	Speech services provided by Kylie Bustsi	108.00	378.00
	1	Speech Evaluation provided by Kylie Bustsi for SC	600.00	600.00
	7.33	Speech services provided by Danielle Schultz	108.00	791.64
	14.67	Speech services provided by Catherine Bouges	108.00	1,584.36
	55.79	Speech services provided by Nichole Dziama	108.00	6,025.32
	1.25	Speech services provided by Laura Kovalenko	108.00	135.00
	11	Speech services provided by Margaret Schmidt	108.00	1,188.00
	2	Speech evals provided by Margaret Schmidt for students CD, LM	600.00	1,200.00
	4	OT services provided by Jocelyn Del Rosario	108.00	432.00
	22.43	OT services provided by Alexis Wilson	108.00	2,422.44
Total				

oxford



Corporate Headquarters
 300 Corporate Center Drive
 Manalapan, NJ 07726
 Tel (732) 761-1955
 Fax (732) 761-8404
 (800) 718-8855
 www.oxfordconsulting.com

"Your Staffing Source for Educational and Therapeutic Professionals."

Invoice

Date	Invoice #
3/31/2025	167766

Bill To

California Online Public Schools
 So Cal
 LaChelle Carter-Finance Director
 33272 Valle Road
 San Juan Capistrano, CA 92675

Serviced	Qty	Description	Rate	Amount
	1	OT eval provided by Alexis Wilson for student IM	600.00	600.00
	8	OT services provided by Eunice Pioche	108.00	864.00
	3	OT services provided by Kristen Allen	108.00	324.00
	6.5	PT services provided by Michele Rooney	110.00	715.00
	14	PT services provided by Michelle Perry	110.00	1,540.00
	2	PT evals provided by Michelle Perry for students JGL, MW	600.00	1,200.00
	0.5	APET services provided by Michael Saunders	100.00	50.00
	28	BCBA services provided by Sheri Kennedy	125.00	3,500.00
	19.5	Counseling services provided by Eddie Arellano	110.00	2,145.00
	1.5	Counseling services provided by Megan Chimenti	110.00	165.00
	17.75	Counseling services provided by Kimberley Springer	110.00	1,952.50
	0.5	Counseling services provided by Lanh Truong	110.00	55.00
Total				

oxford



Corporate Headquarters
 300 Corporate Center Drive
 Manalapan, NJ 07726
 Tel (732) 761-1955
 Fax (732) 761-8404
 (800) 718-8855
 www.oxfordconsulting.com

"Your Staffing Source for Educational and Therapeutic Professionals."

Invoice

Date	Invoice #
3/31/2025	167766

Bill To
California Online Public Schools So Cal LaChelle Carter-Finance Director 33272 Valle Road San Juan Capistrano, CA 92675

Serviced	Qty	Description	Rate	Amount
	2	Health & Nursing services provided by Maricelle Castellano	90.00	180.00
Total				\$28,047.26

Date	Provider	School	Student(s)	Service	Start Time	End Time	Billable H	Session Type	Note
03/25/2025	Kylie Buatsi	Cal OPS- SoCal		IEP Attendance	12:00 PM	01:30 PM	1.50	IEP Attendance	IEP TRI
								1.50	
03/04/2025	Kylie Buatsi	Cal OPS- SoCal		415 Speech and Language	10:30 AM	11:00 AM	0.50	No Show	NS
03/11/2025	Kylie Buatsi	Cal OPS- SoCal		415 Speech and Language	10:30 AM	11:00 AM	0.50	Late Cancel	LC
03/18/2025	Kylie Buatsi	Cal OPS- SoCal		415 Speech and Language	10:30 AM	11:00 AM	0.50	No Show	NS
03/25/2025	Kylie Buatsi	Cal OPS- SoCal		415 Speech and Language	10:30 AM	11:00 AM	0.50	No Show	NS
								2.00	
03/07/2025	Kylie Buatsi	Cal OPS- SoCal		SLP Evaluation				Regular	SLP Eval
							3.50		

1 eval.

Date	Provider	School	Student(s)	Service	Start Time	End Time	Billable	Session Type	Note
03/03/2025	Danielle Shults	Cal OPS- SoCal		415 Speech and Language	03:30 PM	03:50 PM	0.33	Regular	
03/10/2025	Danielle Shults	Cal OPS- SoCal		IEP Attendance	03:00 PM	03:40 PM	0.67	IEP Attendance	
03/11/2025	Danielle Shults	Cal OPS- SoCal		415 Speech and Language	03:30 PM	03:50 PM	0.33	Regular	
03/17/2025	Danielle Shults	Cal OPS- SoCal		415 Speech and Language	03:30 PM	03:50 PM	0.33	Regular	
03/24/2025	Danielle Shults	Cal OPS- SoCal		415 Speech and Language	03:30 PM	03:50 PM	0.33	Regular	
03/31/2025	Danielle Shults	Cal OPS- SoCal		415 Speech and Language	03:30 PM	03:50 PM	0.33	Regular	
									2.3
03/04/2025	Danielle Shults	Cal OPS- SoCal		415 Speech and Language	01:30 PM	02:00 PM	0.50	Regular	
03/11/2025	Danielle Shults	Cal OPS- SoCal		415 Speech and Language	01:30 PM	02:00 PM	0.50	Regular	
03/18/2025	Danielle Shults	Cal OPS- SoCal		415 Speech and Language	01:30 PM	02:00 PM	0.50	Regular	
03/25/2025	Danielle Shults	Cal OPS- SoCal		415 Speech and Language	01:30 PM	02:00 PM	0.50	Regular	
									2.0
03/04/2025	Danielle Shults	Cal OPS- SoCal		415 Speech and Language	02:00 PM	02:45 PM	0.75	Regular	
03/11/2025	Danielle Shults	Cal OPS- SoCal		415 Speech and Language	02:00 PM	02:45 PM	0.75	Late Cancel	
03/18/2025	Danielle Shults	Cal OPS- SoCal		415 Speech and Language	02:00 PM	02:45 PM	0.75	Regular	
03/25/2025	Danielle Shults	Cal OPS- SoCal		415 Speech and Language	02:00 PM	02:45 PM	0.75	Late Cancel	
									3.0
							7.33		

Date	Provider	School	Student(s)	Service	Start Time	End Time	Billable	Session Type	Note
03/11/2025	Catherine (Bogues) Walker	Cal OPS- SoCal		415 Speech and Language	02:00 PM	02:30 PM	0.50	Regular	
03/12/2025	Catherine (Bogues) Walker	Cal OPS- SoCal		415 Speech and Language	04:00 PM	04:30 PM	0.50	Late Cancel	
03/18/2025	Catherine (Bogues) Walker	Cal OPS- SoCal		415 Speech and Language	02:00 PM	02:30 PM	0.50	Regular	
03/25/2025	Catherine (Bogues) Walker	Cal OPS- SoCal		415 Speech and Language	02:00 PM	02:30 PM	0.50	Regular	
03/26/2025	Catherine (Bogues) Walker	Cal OPS- SoCal		IEP Prep	09:00 AM	09:50 AM	0.83	IEP Prep	
									2.83
03/05/2025	Catherine (Bogues) Walker	Cal OPS- SoCal		415 Speech and Language	02:30 PM	03:00 PM	0.50	Regular	
03/12/2025	Catherine (Bogues) Walker	Cal OPS- SoCal		415 Speech and Language	02:30 PM	03:00 PM	0.50	Regular	
03/19/2025	Catherine (Bogues) Walker	Cal OPS- SoCal		415 Speech and Language	02:30 PM	03:00 PM	0.50	Regular	
03/26/2025	Catherine (Bogues) Walker	Cal OPS- SoCal		415 Speech and Language	02:30 PM	03:00 PM	0.50	Regular	
03/31/2025	Catherine (Bogues) Walker	Cal OPS- SoCal		IEP Prep	12:00 PM	01:20 PM	1.33	IEP Prep	
									3.33
03/05/2025	Catherine (Bogues) Walker	Cal OPS- SoCal		415 Speech and Language	02:00 PM	02:30 PM	0.50	Regular	
03/12/2025	Catherine (Bogues) Walker	Cal OPS- SoCal		415 Speech and Language	02:00 PM	02:30 PM	0.50	Regular	
03/19/2025	Catherine (Bogues) Walker	Cal OPS- SoCal		415 Speech and Language	02:00 PM	02:30 PM	0.50	Regular	
03/26/2025	Catherine (Bogues) Walker	Cal OPS- SoCal		415 Speech and Language	02:00 PM	02:30 PM	0.50	Regular	
									2.00
03/05/2025	Catherine (Bogues) Walker	Cal OPS- SoCal		415 Speech and Language	11:30 AM	12:00 PM	0.50	Regular	
03/12/2025	Catherine (Bogues) Walker	Cal OPS- SoCal		415 Speech and Language	11:30 AM	12:00 PM	0.50	Regular	
03/19/2025	Catherine (Bogues) Walker	Cal OPS- SoCal		415 Speech and Language	11:30 AM	12:00 PM	0.50	Regular	
03/26/2025	Catherine (Bogues) Walker	Cal OPS- SoCal		415 Speech and Language	11:30 AM	12:00 PM	0.50	Late Cancel	
									2.00

Date	Provider	School	Student(s)	Service	Start Time	End Time	Billable	Session Type	Note
03/04/2025	Catherine (Bogues) Walker	Cal OPS- SoCal		415 Speech and Language	12:00 PM	12:30 PM	0.50	Regular	
03/05/2025	Catherine (Bogues) Walker	Cal OPS- SoCal		415 Speech and Language	12:00 PM	12:30 PM	0.50	Regular	
03/06/2025	Catherine (Bogues) Walker	Cal OPS- SoCal		415 Speech and Language	01:00 PM	01:30 PM	0.50	Make-Up	
03/11/2025	Catherine (Bogues) Walker	Cal OPS- SoCal		415 Speech and Language	12:00 PM	12:30 PM	0.50	Regular	
03/12/2025	Catherine (Bogues) Walker	Cal OPS- SoCal		415 Speech and Language	12:00 PM	12:30 PM	0.50	Regular	
03/18/2025	Catherine (Bogues) Walker	Cal OPS- SoCal		415 Speech and Language	12:00 PM	12:30 PM	0.50	Regular	
03/19/2025	Catherine (Bogues) Walker	Cal OPS- SoCal		415 Speech and Language	12:00 PM	12:30 PM	0.50	Regular	
03/25/2025	Catherine (Bogues) Walker	Cal OPS- SoCal		415 Speech and Language	12:00 PM	12:30 PM	0.50	Regular	
03/26/2025	Catherine (Bogues) Walker	Cal OPS- SoCal		415 Speech and Language	12:00 PM	12:30 PM	0.50	Regular	
								4.50	
							14.67		

Date	Provider	School	Student(s)	Service	Start Time	End Time	Bilable F	Session Type	Note
03/03/2025	Nichole Dzlama	Cal OPS- SoCal		415 Speech and Language	10:30 AM	11:00 AM	0.50	Regular	
03/05/2025	Nichole Dzlama	Cal OPS- SoCal		415 Speech and Language	10:30 AM	11:00 AM	0.50	Regular	
03/10/2025	Nichole Dzlama	Cal OPS- SoCal		415 Speech and Language	10:30 AM	11:00 AM	0.50	Regular	
03/12/2025	Nichole Dzlama	Cal OPS- SoCal		415 Speech and Language	10:30 AM	11:00 AM	0.50	Regular	
03/17/2025	Nichole Dzlama	Cal OPS- SoCal		415 Speech and Language	10:30 AM	11:00 AM	0.50	Regular	
03/19/2025	Nichole Dzlama	Cal OPS- SoCal		415 Speech and Language	10:30 AM	11:00 AM	0.50	Regular	
03/24/2025	Nichole Dzlama	Cal OPS- SoCal		415 Speech and Language	10:30 AM	11:00 AM	0.50	No Show	
03/26/2025	Nichole Dzlama	Cal OPS- SoCal		415 Speech and Language	10:30 AM	11:00 AM	0.50	Regular	
03/31/2025	Nichole Dzlama	Cal OPS- SoCal		415 Speech and Language	10:30 AM	11:00 AM	0.50	Regular	
									4.
03/03/2025	Nichole Dzlama	Cal OPS- SoCal		415 Speech and Language	03:00 PM	03:30 PM	0.50	Regular	
03/04/2025	Nichole Dzlama	Cal OPS- SoCal		415 Speech and Language	01:30 PM	02:00 PM	0.50	Late Cancel	
03/10/2025	Nichole Dzlama	Cal OPS- SoCal		415 Speech and Language	03:00 PM	03:30 PM	0.50	Regular	
03/11/2025	Nichole Dzlama	Cal OPS- SoCal		415 Speech and Language	01:30 PM	02:00 PM	0.50	Regular	
03/17/2025	Nichole Dzlama	Cal OPS- SoCal		415 Speech and Language	01:30 PM	02:00 PM	0.50	Regular	
03/18/2025	Nichole Dzlama	Cal OPS- SoCal		415 Speech and Language	01:30 PM	02:00 PM	0.50	Regular	
03/24/2025	Nichole Dzlama	Cal OPS- SoCal		415 Speech and Language	01:30 PM	02:00 PM	0.50	Regular	
03/25/2025	Nichole Dzlama	Cal OPS- SoCal		415 Speech and Language	01:30 PM	02:00 PM	0.50	Regular	
03/31/2025	Nichole Dzlama	Cal OPS- SoCal		415 Speech and Language	01:30 PM	02:00 PM	0.50	Regular	
									4.
03/03/2025	Nichole Dzlama	Cal OPS- SoCal		415 Speech and Language	08:00 AM	08:30 AM	0.50	Late Cancel	
03/05/2025	Nichole Dzlama	Cal OPS- SoCal		415 Speech and Language	08:00 AM	08:30 AM	0.50	Regular	
03/10/2025	Nichole Dzlama	Cal OPS- SoCal		415 Speech and Language	08:00 AM	08:30 AM	0.50	Late Cancel	
03/12/2025	Nichole Dzlama	Cal OPS- SoCal		415 Speech and Language	08:00 AM	08:30 AM	0.50	Regular	
03/17/2025	Nichole Dzlama	Cal OPS- SoCal		415 Speech and Language	08:00 AM	08:30 AM	0.50	No Show	
03/19/2025	Nichole Dzlama	Cal OPS- SoCal		415 Speech and Language	08:00 AM	08:30 AM	0.50	Regular	
03/24/2025	Nichole Dzlama	Cal OPS- SoCal		415 Speech and Language	08:00 AM	08:30 AM	0.50	Regular	
03/26/2025	Nichole Dzlama	Cal OPS- SoCal		415 Speech and Language	08:00 AM	08:30 AM	0.50	Regular	
03/26/2025	Nichole Dzlama	Cal OPS- SoCal		IEP Prep	03:00 PM	04:00 PM	1.00	IEP Prep	
03/31/2025	Nichole Dzlama	Cal OPS- SoCal		415 Speech and Language	08:00 AM	08:30 AM	0.50	Regular	
									5.
03/04/2025	Nichole Dzlama	Cal OPS- SoCal		415 Speech and Language	10:00 AM	10:30 AM	0.50	Regular	
03/11/2025	Nichole Dzlama	Cal OPS- SoCal		415 Speech and Language	10:00 AM	10:30 AM	0.50	No Show	
03/18/2025	Nichole Dzlama	Cal OPS- SoCal		415 Speech and Language	10:00 AM	10:30 AM	0.50	Late Cancel	
03/25/2025	Nichole Dzlama	Cal OPS- SoCal		415 Speech and Language	10:00 AM	10:30 AM	0.50	Regular	
									2.
03/04/2025	Nichole Dzlama	Cal OPS- SoCal		415 Speech and Language	02:00 PM	02:30 PM	0.50	Regular	
03/06/2025	Nichole Dzlama	Cal OPS- SoCal		415 Speech and Language	02:00 PM	02:30 PM	0.50	Regular	
03/11/2025	Nichole Dzlama	Cal OPS- SoCal		415 Speech and Language	02:00 PM	02:30 PM	0.50	Regular	
03/13/2025	Nichole Dzlama	Cal OPS- SoCal		415 Speech and Language	02:00 PM	02:30 PM	0.50	Regular	
03/18/2025	Nichole Dzlama	Cal OPS- SoCal		415 Speech and Language	02:00 PM	02:30 PM	0.50	Late Cancel	
03/20/2025	Nichole Dzlama	Cal OPS- SoCal		415 Speech and Language	02:00 PM	02:30 PM	0.50	Late Cancel	
03/25/2025	Nichole Dzlama	Cal OPS- SoCal		415 Speech and Language	02:00 PM	02:30 PM	0.50	Late Cancel	
03/27/2025	Nichole Dzlama	Cal OPS- SoCal		415 Speech and Language	02:00 PM	02:30 PM	0.50	Regular	
									4.
03/03/2025	Nichole Dzlama	Cal OPS- SoCal		415 Speech and Language	12:00 PM	12:30 PM	0.50	Regular	
03/05/2025	Nichole Dzlama	Cal OPS- SoCal		415 Speech and Language	01:00 PM	01:30 PM	0.50	Regular	
03/10/2025	Nichole Dzlama	Cal OPS- SoCal		415 Speech and Language	01:00 PM	01:30 PM	0.50	Regular	
03/12/2025	Nichole Dzlama	Cal OPS- SoCal		415 Speech and Language	01:00 PM	01:30 PM	0.50	Regular	
03/17/2025	Nichole Dzlama	Cal OPS- SoCal		415 Speech and Language	01:00 PM	01:30 PM	0.50	Regular	
03/19/2025	Nichole Dzlama	Cal OPS- SoCal		415 Speech and Language	01:00 PM	01:30 PM	0.50	Regular	

Date	Provider	School	Student(s)	Service	Start Time	End Time	Billable	Session Type	Notes
03/24/2025	Nichole Dziama	Cal OPS- SoCal		415 Speech and Language	01:00 PM	01:30 PM	0.50	Regular	
03/26/2025	Nichole Dziama	Cal OPS- SoCal		415 Speech and Language	01:00 PM	01:30 PM	0.50	Regular	
03/31/2025	Nichole Dziama	Cal OPS- SoCal		415 Speech and Language	01:00 PM	01:30 PM	0.50	Regular	
									4.50
03/03/2025	Nichole Dziama	Cal OPS- SoCal		415 Speech and Language	11:00 AM	11:30 AM	0.50	Regular	
03/04/2025	Nichole Dziama	Cal OPS- SoCal		415 Speech and Language	11:00 AM	11:30 AM	0.50	Regular	
03/10/2025	Nichole Dziama	Cal OPS- SoCal		415 Speech and Language	11:00 AM	11:30 AM	0.50	Regular	
03/11/2025	Nichole Dziama	Cal OPS- SoCal		415 Speech and Language	11:00 AM	11:30 AM	0.50	Regular	
03/17/2025	Nichole Dziama	Cal OPS- SoCal		415 Speech and Language	11:00 AM	11:30 AM	0.50	Regular	
03/18/2025	Nichole Dziama	Cal OPS- SoCal		415 Speech and Language	11:00 AM	11:30 AM	0.50	Regular	
03/24/2025	Nichole Dziama	Cal OPS- SoCal		415 Speech and Language	11:00 AM	11:30 AM	0.50	Regular	
03/25/2025	Nichole Dziama	Cal OPS- SoCal		415 Speech and Language	11:00 AM	11:30 AM	0.50	Regular	
03/31/2025	Nichole Dziama	Cal OPS- SoCal		415 Speech and Language	11:00 AM	11:30 AM	0.50	Late Cancel	
									4.50
03/03/2025	Nichole Dziama	Cal OPS- SoCal		415 Speech and Language	02:30 PM	03:00 PM	0.50	Regular	
03/10/2025	Nichole Dziama	Cal OPS- SoCal		415 Speech and Language	12:00 PM	12:30 PM	0.50	Late Cancel	
03/17/2025	Nichole Dziama	Cal OPS- SoCal		415 Speech and Language	12:00 PM	12:30 PM	0.50	Regular	
03/24/2025	Nichole Dziama	Cal OPS- SoCal		415 Speech and Language	02:30 PM	03:00 PM	0.50	Regular	
03/31/2025	Nichole Dziama	Cal OPS- SoCal		415 Speech and Language	02:30 PM	03:00 PM	0.50	Regular	
									2.50
03/03/2025	Nichole Dziama	Cal OPS- SoCal		415 Speech and Language	10:00 AM	10:30 AM	0.50	Regular	
03/05/2025	Nichole Dziama	Cal OPS- SoCal		415 Speech and Language	10:00 AM	10:30 AM	0.50	Late Cancel	
03/10/2025	Nichole Dziama	Cal OPS- SoCal		415 Speech and Language	10:00 AM	10:30 AM	0.50	Regular	
03/12/2025	Nichole Dziama	Cal OPS- SoCal		415 Speech and Language	10:00 AM	10:30 AM	0.50	Regular	
03/17/2025	Nichole Dziama	Cal OPS- SoCal		415 Speech and Language	10:00 AM	10:30 AM	0.50	Late Cancel	
03/19/2025	Nichole Dziama	Cal OPS- SoCal		415 Speech and Language	10:00 AM	10:30 AM	0.50	Regular	
03/24/2025	Nichole Dziama	Cal OPS- SoCal		415 Speech and Language	10:00 AM	10:30 AM	0.50	Regular	
03/26/2025	Nichole Dziama	Cal OPS- SoCal		415 Speech and Language	10:00 AM	10:30 AM	0.50	Regular	
03/31/2025	Nichole Dziama	Cal OPS- SoCal		415 Speech and Language	10:00 AM	10:30 AM	0.50	Regular	
									4.50
03/04/2025	Nichole Dziama	Cal OPS- SoCal		415 Speech and Language	09:00 AM	09:30 AM	0.50	Regular	
03/06/2025	Nichole Dziama	Cal OPS- SoCal		415 Speech and Language	09:00 AM	09:30 AM	0.50	Regular	
03/11/2025	Nichole Dziama	Cal OPS- SoCal		415 Speech and Language	09:00 AM	09:30 AM	0.50	Regular	
03/13/2025	Nichole Dziama	Cal OPS- SoCal		415 Speech and Language	09:00 AM	09:30 AM	0.50	Regular	
03/18/2025	Nichole Dziama	Cal OPS- SoCal		415 Speech and Language	09:00 AM	09:30 AM	0.50	Regular	
03/20/2025	Nichole Dziama	Cal OPS- SoCal		415 Speech and Language	09:00 AM	09:30 AM	0.50	Regular	
03/25/2025	Nichole Dziama	Cal OPS- SoCal		415 Speech and Language	09:00 AM	09:30 AM	0.50	Regular	
03/27/2025	Nichole Dziama	Cal OPS- SoCal		415 Speech and Language	09:00 AM	09:30 AM	0.50	Regular	
									4.00
03/03/2025	Nichole Dziama	Cal OPS- SoCal		415 Speech and Language	12:30 PM	12:50 PM	0.33	Regular	
03/04/2025	Nichole Dziama	Cal OPS- SoCal		415 Speech and Language	12:30 PM	12:50 PM	0.33	Regular	
03/05/2025	Nichole Dziama	Cal OPS- SoCal		415 Speech and Language	12:30 PM	12:50 PM	0.33	Regular	
03/10/2025	Nichole Dziama	Cal OPS- SoCal		415 Speech and Language	12:30 PM	12:50 PM	0.33	Regular	
03/11/2025	Nichole Dziama	Cal OPS- SoCal		415 Speech and Language	12:30 PM	12:50 PM	0.33	Regular	
03/12/2025	Nichole Dziama	Cal OPS- SoCal		415 Speech and Language	12:30 PM	12:50 PM	0.33	Regular	
03/17/2025	Nichole Dziama	Cal OPS- SoCal		415 Speech and Language	12:30 PM	12:50 PM	0.33	Regular	
03/18/2025	Nichole Dziama	Cal OPS- SoCal		415 Speech and Language	12:30 PM	12:50 PM	0.33	Regular	
03/19/2025	Nichole Dziama	Cal OPS- SoCal		415 Speech and Language	12:30 PM	12:50 PM	0.33	Regular	
03/24/2025	Nichole Dziama	Cal OPS- SoCal		415 Speech and Language	12:30 PM	12:50 PM	0.33	Regular	
03/25/2025	Nichole Dziama	Cal OPS- SoCal		415 Speech and Language	12:30 PM	12:50 PM	0.33	Regular	
03/26/2025	Nichole Dziama	Cal OPS- SoCal		415 Speech and Language	12:30 PM	12:50 PM	0.33	Regular	

Date	Provider	School	Student(s)	Service	Start Time	End Time	Billable I	Session Type	Note
03/31/2025	Nichole Dziama	Cal OPS- SoCal		415 Speech and Language	12:30 PM	12:50 PM	0.33	Regular	
									4.29
03/03/2025	Nichole Dziama	Cal OPS- SoCal		IEP Prep	03:30 PM	04:30 PM	1.00	IEP Prep	
03/05/2025	Nichole Dziama	Cal OPS- SoCal		415 Speech and Language	12:00 PM	12:30 PM	0.50	Regular	
03/10/2025	Nichole Dziama	Cal OPS- SoCal		IEP Attendance	01:30 PM	03:00 PM	1.50	IEP Attendance	
03/12/2025	Nichole Dziama	Cal OPS- SoCal		415 Speech and Language	12:00 PM	12:30 PM	0.50	Regular	
03/19/2025	Nichole Dziama	Cal OPS- SoCal		415 Speech and Language	12:00 PM	12:30 PM	0.50	Regular	
03/26/2025	Nichole Dziama	Cal OPS- SoCal		415 Speech and Language	12:00 PM	12:30 PM	0.50	Regular	
									4.50
03/03/2025	Nichole Dziama	Cal OPS- SoCal		415 Speech and Language	08:30 AM	09:00 AM	0.50	Regular	
03/05/2025	Nichole Dziama	Cal OPS- SoCal		415 Speech and Language	08:30 AM	09:00 AM	0.50	Regular	
03/10/2025	Nichole Dziama	Cal OPS- SoCal		415 Speech and Language	08:30 AM	09:00 AM	0.50	Regular	
03/12/2025	Nichole Dziama	Cal OPS- SoCal		415 Speech and Language	08:30 AM	09:00 AM	0.50	Regular	
03/17/2025	Nichole Dziama	Cal OPS- SoCal		415 Speech and Language	08:30 AM	09:00 AM	0.50	Regular	
03/19/2025	Nichole Dziama	Cal OPS- SoCal		415 Speech and Language	08:30 AM	09:00 AM	0.50	Regular	
03/24/2025	Nichole Dziama	Cal OPS- SoCal		415 Speech and Language	08:30 AM	09:00 AM	0.50	No Show	
03/26/2025	Nichole Dziama	Cal OPS- SoCal		415 Speech and Language	08:30 AM	09:00 AM	0.50	Regular	
03/27/2025	Nichole Dziama	Cal OPS- SoCal		IEP Prep	10:30 AM	11:30 AM	1.00	IEP Prep	
03/31/2025	Nichole Dziama	Cal OPS- SoCal		415 Speech and Language	08:30 AM	09:00 AM	0.50	Regular	
									5.50
03/25/2025	Nichole Dziama	Cal OPS- SoCal		IEP Prep	02:30 PM	03:30 PM	1.00	IEP Prep	
									1.00
							55.79		

Date	Provider	School	Student(s)	Service	Start Time	End Time	Billable I	Session Type	Note
03/11/2025	Laura Kovalenko	Cal OPS- SoCal		415 Speech and Language	02:30 PM	02:55 PM	0.42	Regular	
03/25/2025	Laura Kovalenko	Cal OPS- SoCal		415 Speech and Language	02:30 PM	02:55 PM	0.42	Late Cancel	
03/28/2025	Laura Kovalenko	Cal OPS- SoCal		415 Speech and Language	11:00 AM	11:25 AM	0.42	Make-Up	
									1.25
							1.25		

Date	Provider	School	Student(s)	Service	Start Time	End Time	Billable	Session Type	Note
03/18/2025	Margaret Schmidt	Cal OPS- SoCal		Student Onboarding	01:00 PM	02:00 PM	1.00	Regular	
03/19/2025	Margaret Schmidt	Cal OPS- SoCal		415 Speech and Language	04:30 PM	05:00 PM	0.50	First Scheduled Session	
03/26/2025	Margaret Schmidt	Cal OPS- SoCal		415 Speech and Language	04:30 PM	05:00 PM	0.50	No Show	2.0
03/31/2025	Margaret Schmidt	Cal OPS- SoCal		SLP Evaluation				Regular	
03/07/2025	Margaret Schmidt	Cal OPS- SoCal		415 Speech and Language	01:30 PM	02:00 PM	0.50	No Show	
03/14/2025	Margaret Schmidt	Cal OPS- SoCal		415 Speech and Language	01:30 PM	02:00 PM	0.50	Regular	
03/17/2025	Margaret Schmidt	Cal OPS- SoCal		IEP Prep	05:00 PM	05:30 PM	0.50	IEP Prep	
03/21/2025	Margaret Schmidt	Cal OPS- SoCal		415 Speech and Language	01:30 PM	02:00 PM	0.50	Regular	
03/28/2025	Margaret Schmidt	Cal OPS- SoCal		415 Speech and Language	01:30 PM	02:00 PM	0.50	No Show	
03/31/2025	Margaret Schmidt	Cal OPS- SoCal		SLP Evaluation				Regular	2.5
03/04/2025	Margaret Schmidt	Cal OPS- SoCal		Student Onboarding	02:00 PM	03:00 PM	1.00	Regular	
03/11/2025	Margaret Schmidt	Cal OPS- SoCal		415 Speech and Language	01:30 PM	02:00 PM	0.50	First Scheduled Session	
03/24/2025	Margaret Schmidt	Cal OPS- SoCal		IEP Prep	05:00 PM	06:00 PM	1.00	IEP Prep	
03/25/2025	Margaret Schmidt	Cal OPS- SoCal		415 Speech and Language	01:30 PM	02:00 PM	0.50	No Show	
03/25/2025	Margaret Schmidt	Cal OPS- SoCal		IEP Attendance	02:00 PM	03:00 PM	1.00	IEP Attendance	4.00
03/03/2025	Margaret Schmidt	Cal OPS- SoCal		IEP Attendance	10:30 AM	11:00 AM	0.50	IEP Attendance	

Date	Provider	School	Student(s)	Service	Start Time	End Time	Billable	Session Type	Note
03/07/2025	Margaret Schmidt	Cal OPS- SoCal		15 Speech and Language	03:00 PM	03:30 PM	0.50	Late Cancel	
03/14/2025	Margaret Schmidt	Cal OPS- SoCal		15 Speech and Language	03:00 PM	03:30 PM	0.50	Late Cancel	
03/21/2025	Margaret Schmidt	Cal OPS- SoCal		15 Speech and Language	03:00 PM	03:30 PM	0.50	Late Cancel	
03/28/2025	Margaret Schmidt	Cal OPS- SoCal		15 Speech and Language	03:00 PM	03:30 PM	0.50	Regular	
							11.00	2.50	

2 evals

Date	Provider	School	Student(s)	Service	Start Time	End Time	Billable H	Session Typ	Note
03/04/2025	Jocelyn Del Rosario	Cal OPS- SoCal		450 Occupational Therapy	02:00 PM	03:00 PM	1.00	Regular	
03/18/2025	Jocelyn Del Rosario	Cal OPS- SoCal		450 Occupational Therapy	02:00 PM	03:00 PM	1.00	Regular	
03/24/2025	Jocelyn Del Rosario	Cal OPS- SoCal		450 Occupational Therapy	02:30 PM	03:30 PM	1.00	Make-Up	
03/25/2025	Jocelyn Del Rosario	Cal OPS- SoCal		450 Occupational Therapy	02:00 PM	03:00 PM	1.00	Regular	
								4.00	
							4.00		

Date	Provider	School	Student(s)	Service	Start Time	End Time	Billable	Session Type	Note
03/03/2025	Alexis Wilson	Cal OPS- SoCal		450 Occupational Therapy	02:00 PM	02:30 PM	0.50	Regular	
03/17/2025	Alexis Wilson	Cal OPS- SoCal		450 Occupational Therapy	02:00 PM	02:30 PM	0.50	Regular	1.0
03/28/2025	Alexis Wilson	Cal OPS- SoCal		OT Evaluation				Regular	
03/04/2025	Alexis Wilson	Cal OPS- SoCal		450 Occupational Therapy	02:00 PM	02:30 PM	0.50	Regular	
03/11/2025	Alexis Wilson	Cal OPS- SoCal		450 Occupational Therapy	02:00 PM	02:30 PM	0.50	Regular	
03/18/2025	Alexis Wilson	Cal OPS- SoCal		450 Occupational Therapy	02:00 PM	02:30 PM	0.50	Regular	
03/25/2025	Alexis Wilson	Cal OPS- SoCal		450 Occupational Therapy	02:00 PM	02:30 PM	0.50	Regular	2.0
03/05/2025	Alexis Wilson	Cal OPS- SoCal		450 Occupational Therapy	01:00 PM	01:30 PM	0.50	Regular	
03/12/2025	Alexis Wilson	Cal OPS- SoCal		450 Occupational Therapy	01:00 PM	01:30 PM	0.50	Regular	
03/19/2025	Alexis Wilson	Cal OPS- SoCal		450 Occupational Therapy	01:00 PM	01:30 PM	0.50	Regular	
03/26/2025	Alexis Wilson	Cal OPS- SoCal		450 Occupational Therapy	01:00 PM	01:30 PM	0.50	Regular	2.0
03/07/2025	Alexis Wilson	Cal OPS- SoCal		450 Occupational Therapy	11:30 AM	12:00 PM	0.50	Regular	
03/14/2025	Alexis Wilson	Cal OPS- SoCal		450 Occupational Therapy	11:00 AM	11:30 AM	0.50	Regular	
03/25/2025	Alexis Wilson	Cal OPS- SoCal		450 Occupational Therapy	01:30 PM	02:00 PM	0.50	Regular	1.50
03/06/2025	Alexis Wilson	Cal OPS- SoCal		450 Occupational Therapy	01:15 PM	01:30 PM	0.25	No Show	
03/13/2025	Alexis Wilson	Cal OPS- SoCal		450 Occupational Therapy	01:15 PM	01:30 PM	0.25	Regular	
03/20/2025	Alexis Wilson	Cal OPS- SoCal		450 Occupational Therapy	01:15 PM	01:30 PM	0.25	No Show	

Date	Provider	School	Student(s)	Service	Start Time	End Time	Billable	Session Type	Note
03/27/2025	Alexis Wilson	Cal OPS- SoCal		450 Occupational Therapy	01:15 PM	01:30 PM	0.25	Regular	
									1.0
03/27/2025	Alexis Wilson	Cal OPS- SoCal		IEP Attendance	08:00 AM	09:15 AM	1.25	Attendance	
									1.2
03/05/2025	Alexis Wilson	Cal OPS- SoCal		450 Occupational Therapy	02:00 PM	03:00 PM	1.00	Regular	
03/12/2025	Alexis Wilson	Cal OPS- SoCal		450 Occupational Therapy	02:00 PM	03:00 PM	1.00	Regular	
03/20/2025	Alexis Wilson	Cal OPS- SoCal		450 Occupational Therapy	02:00 PM	03:00 PM	1.00	Regular	
03/26/2025	Alexis Wilson	Cal OPS- SoCal		450 Occupational Therapy	02:00 PM	03:00 PM	1.00	Regular	
									4.0
03/11/2025	Alexis Wilson	Cal OPS- SoCal		450 Occupational Therapy	02:30 PM	02:55 PM	0.42	Regular	
03/18/2025	Alexis Wilson	Cal OPS- SoCal		450 Occupational Therapy	02:30 PM	02:55 PM	0.42	Regular	
03/25/2025	Alexis Wilson	Cal OPS- SoCal		450 Occupational Therapy	02:30 PM	02:55 PM	0.42	Regular	
									1.2
03/03/2025	Alexis Wilson	Cal OPS- SoCal		450 Occupational Therapy	01:30 PM	02:00 PM	0.50	Regular	
03/10/2025	Alexis Wilson	Cal OPS- SoCal		IEP Attendance	01:30 PM	02:55 PM	1.42	Attendance	
03/11/2025	Alexis Wilson	Cal OPS- SoCal		450 Occupational Therapy	03:00 PM	03:30 PM	0.50	Regular	
03/18/2025	Alexis Wilson	Cal OPS- SoCal		450 Occupational Therapy	01:30 PM	02:00 PM	0.50	Regular	
03/24/2025	Alexis Wilson	Cal OPS- SoCal		450 Occupational Therapy	01:30 PM	02:00 PM	0.50	Regular	
03/31/2025	Alexis Wilson	Cal OPS- SoCal		450 Occupational Therapy	01:30 PM	02:00 PM	0.50	Regular	
									3.9
03/03/2025	Alexis Wilson	Cal OPS- SoCal		450 Occupational Therapy	01:00 PM	01:30 PM	0.50	Make-Up	
03/10/2025	Alexis Wilson	Cal OPS- SoCal		450 Occupational Therapy	01:00 PM	01:30 PM	0.50	Regular	
03/20/2025	Alexis Wilson	Cal OPS- SoCal		450 Occupational Therapy	12:45 PM	01:15 PM	0.50	Make-Up	
03/24/2025	Alexis Wilson	Cal OPS- SoCal		450 Occupational Therapy	01:00 PM	01:30 PM	0.50	Regular	
03/31/2025	Alexis Wilson	Cal OPS- SoCal		450 Occupational Therapy	01:00 PM	01:30 PM	0.50	No Show	
									2.5
03/05/2025	Alexis Wilson	Cal OPS- SoCal		450 Occupational Therapy	01:30 PM	02:00 PM	0.50	Regular	

Date	Provider	School	Student(s)	Service	Start Time	End Time	Billable I	Session Type	Note
03/12/2025	Alexis Wilson	Cal OPS- SoCal	[REDACTED]	450 Occupational Therapy	01:30 PM	02:00 PM	0.50	Late Cancel	[REDACTED]
03/19/2025	Alexis Wilson	Cal OPS- SoCal	[REDACTED]	450 Occupational Therapy	01:30 PM	02:00 PM	0.50	Regular	[REDACTED]
03/26/2025	Alexis Wilson	Cal OPS- SoCal	[REDACTED]	450 Occupational Therapy	01:30 PM	02:00 PM	0.50	Regular	[REDACTED]
								2.00	
							22.43		

1 Error

Date	Provider	School	Student(s)	Service	Start Time	End Time	Billable	Session Type	Note
03/04/2025	Eunice Pioche	Cal OPS- SoCal		450 Occupational Therapy	03:00 PM	03:20 PM	0.33	No Show	
03/18/2025	Eunice Pioche	Cal OPS- SoCal		450 Occupational Therapy	03:00 PM	03:20 PM	0.33	No Show	
03/25/2025	Eunice Pioche	Cal OPS- SoCal		450 Occupational Therapy	03:00 PM	03:20 PM	0.33	No Show	
									1.00
03/04/2025	Eunice Pioche	Cal OPS- SoCal		450 Occupational Therapy	02:00 PM	02:30 PM	0.50	Regular	
03/14/2025	Eunice Pioche	Cal OPS- SoCal		IEP Attendance	02:55 PM	03:40 PM	0.75	IEP Attendance	
03/14/2025	Eunice Pioche	Cal OPS- SoCal		IEP Prep	02:45 PM	03:00 PM	0.25	IEP Attendance	
03/18/2025	Eunice Pioche	Cal OPS- SoCal		450 Occupational Therapy	02:00 PM	02:30 PM	0.50	Regular	
03/25/2025	Eunice Pioche	Cal OPS- SoCal		450 Occupational Therapy	02:00 PM	02:30 PM	0.50	Regular	
									2.50
03/05/2025	Eunice Pioche	Cal OPS- SoCal		450 Occupational Therapy	09:30 AM	10:00 AM	0.50	Regular	
03/25/2025	Eunice Pioche	Cal OPS- SoCal		IEP Prep	09:00 AM	09:30 AM	0.50	IEP Attendance	
03/25/2025	Eunice Pioche	Cal OPS- SoCal		450 Occupational Therapy	09:30 AM	10:00 AM	0.50	Regular	
									1.50
03/04/2025	Eunice Pioche	Cal OPS- SoCal		450 Occupational Therapy	02:30 PM	03:00 PM	0.50	Regular	
03/06/2025	Eunice Pioche	Cal OPS- SoCal		450 Occupational Therapy	02:30 PM	03:00 PM	0.50	Regular	
03/18/2025	Eunice Pioche	Cal OPS- SoCal		450 Occupational Therapy	02:30 PM	03:00 PM	0.50	Regular	
03/20/2025	Eunice Pioche	Cal OPS- SoCal		450 Occupational Therapy	02:30 PM	03:00 PM	0.50	Regular	
03/25/2025	Eunice Pioche	Cal OPS- SoCal		450 Occupational Therapy	02:30 PM	03:00 PM	0.50	Regular	
03/27/2025	Eunice Pioche	Cal OPS- SoCal		450 Occupational Therapy	02:30 PM	03:00 PM	0.50	Regular	
									3.00
							8.00		

Date	Provider	School	Student(s)	Service	Start Time	End Time	Billable	Session Type	Note
03/06/2025	Kristin Allen	Cal OPS- SoCal		Student Onboarding	01:00 PM	02:00 PM	1.00	Regular	
03/07/2025	Kristin Allen	Cal OPS- SoCal		450 Occupational Therapy	11:00 AM	11:30 AM	0.50	Regular	
03/21/2025	Kristin Allen	Cal OPS- SoCal		IEP Prep	09:30 AM	10:00 AM	0.50	IEP Prep	
03/25/2025	Kristin Allen	Cal OPS- SoCal		IEP Attendance	02:00 PM	03:00 PM	1.00	IEP Attendance	
							3.00		

Date	Provider	School	Student(s)	Service	Start Time	End Time	Billable	Session Type	Note
03/05/2025	Michele Rooney	Cal OPS- SoCal		460 Physical Therapy	01:45 PM	02:15 PM	0.50	Late Cancel	Late Cancel due to parent illness
03/06/2025	Michele Rooney	Cal OPS- SoCal		460 Physical Therapy	01:30 PM	02:00 PM	0.50	Make-Up	
03/12/2025	Michele Rooney	Cal OPS- SoCal		460 Physical Therapy	01:45 PM	02:15 PM	0.50	Late Cancel	
03/13/2025	Michele Rooney	Cal OPS- SoCal		460 Physical Therapy	09:45 AM	10:15 AM	0.50	Make-Up	
03/19/2025	Michele Rooney	Cal OPS- SoCal		460 Physical Therapy	01:45 PM	02:15 PM	0.50	Late Cancel	
03/26/2025	Michele Rooney	Cal OPS- SoCal		460 Physical Therapy	01:45 PM	02:15 PM	0.50	Late Cancel	
03/27/2025	Michele Rooney	Cal OPS- SoCal		460 Physical Therapy	09:30 AM	10:00 AM	0.50	Make-Up	
							3.50		

Date	Provider	School	Student(s)	Service	Start Time	End Time	Billable	Session Type	Note
03/05/2025	Michele Rooney	Cal OPS- SoCal	[REDACTED]	460 Physical Therapy	12:45 PM	01:15 PM	0.50	Regular	[REDACTED]
03/19/2025	Michele Rooney	Cal OPS- SoCal	[REDACTED]	460 Physical Therapy	12:45 PM	01:15 PM	0.50	Regular	[REDACTED]
03/26/2025	Michele Rooney	Cal OPS- SoCal	[REDACTED]	IEP Prep	02:15 PM	03:00 PM	0.75	IEP Prep	[REDACTED]
03/27/2025	Michele Rooney	Cal OPS- SoCal	[REDACTED]	IEP Attendance	08:00 AM	09:15 AM	1.25	IEP Attendance	[REDACTED]
							6.50		3.00

Date	Provider	School	Student(s)	Service	Start Time	End Time	Billable	Season Type	Note
03/03/2025	Michelle Perry	Cal OPS- SoCal		460 Physical Therapy	12:30 PM	01:00 PM	0.50	Regular	
03/10/2025	Michelle Perry	Cal OPS- SoCal		460 Physical Therapy	11:00 AM	11:30 AM	0.50	Late Cancel	
03/17/2025	Michelle Perry	Cal OPS- SoCal		460 Physical Therapy	12:30 PM	01:00 PM	0.50	Regular	
03/24/2025	Michelle Perry	Cal OPS- SoCal		460 Physical Therapy	12:30 PM	01:00 PM	0.50	Regular	
03/31/2025	Michelle Perry	Cal OPS- SoCal		460 Physical Therapy	12:30 PM	01:00 PM	0.50	Regular	
03/10/2025	Michelle Perry	Cal OPS- SoCal		IEP Attendance	12:30 PM	01:30 PM	1.00	IEP Attendance	2.50
03/06/2025	Michelle Perry	Cal OPS- SoCal		460 Physical Therapy	09:30 AM	10:00 AM	0.50	Late Cancel	1.00
03/13/2025	Michelle Perry	Cal OPS- SoCal		460 Physical Therapy	09:30 AM	10:00 AM	0.50	Late Cancel	
03/20/2025	Michelle Perry	Cal OPS- SoCal		460 Physical Therapy	09:30 AM	10:00 AM	0.50	Late Cancel	
03/27/2025	Michelle Perry	Cal OPS- SoCal		460 Physical Therapy	09:30 AM	10:00 AM	0.50	Regular	2.00
03/03/2025	Michelle Perry	Cal OPS- SoCal		460 Physical Therapy	01:30 PM	02:00 PM	0.50	Regular	
03/25/2025	Michelle Perry	Cal OPS- SoCal		460 Physical Therapy	11:30 AM	12:00 PM	0.50	Regular	1.00
03/28/2025	Michelle Perry	Cal OPS- SoCal		IEP Attendance	08:30 AM	09:30 AM	1.00	IEP Attendance	1.00
03/04/2025	Michelle Perry	Cal OPS- SoCal		PT Evaluation				Regular	
03/11/2025	Michelle Perry	Cal OPS- SoCal		460 Physical Therapy	01:00 PM	01:30 PM	0.50	Regular	
03/14/2025	Michelle Perry	Cal OPS- SoCal		IEP Attendance	03:00 PM	03:30 PM	0.50	IEP Attendance	
03/25/2025	Michelle Perry	Cal OPS- SoCal		460 Physical Therapy	01:00 PM	01:30 PM	0.50	Regular	1.50
03/18/2025	Michelle Perry	Cal OPS- SoCal		PT Evaluation				Regular	
03/07/2025	Michelle Perry	Cal OPS- SoCal		460 Physical Therapy	09:30 AM	10:00 AM	0.50	First Scheduled Se	
03/25/2025	Michelle Perry	Cal OPS- SoCal		IEP Attendance	02:00 PM	03:00 PM	1.00	IEP Attendance	1.50
03/07/2025	Michelle Perry	Cal OPS- SoCal		460 Physical Therapy	02:00 PM	02:30 PM	0.50	Regular	
03/21/2025	Michelle Perry	Cal OPS- SoCal		460 Physical Therapy	04:00 PM	04:30 PM	0.50	Regular	
03/27/2025	Michelle Perry	Cal OPS- SoCal		IEP Prep	11:00 AM	11:30 AM	0.50	IEP Prep	
03/31/2025	Michelle Perry	Cal OPS- SoCal		IEP Attendance	09:00 AM	10:30 AM	1.50	IEP Attendance	3.00
03/28/2025	Michelle Perry	Cal OPS- SoCal		460 Physical Therapy	01:30 PM	02:00 PM	0.50	Regular	0.50
							14.00		

2 evals.

APET

Date	Provider	School	Student(s)	Service	Start Time	End Time	Billable	Session Type	Note
03/07/2025	Michael Saunders	Cal OPS- SoCal	[REDACTED]	Student Onboarding	04:00 PM	04:30 PM	0.50	Regular	[REDACTED]
								0.50	
							0.50		

Date	Provider	School	Student(s)	Service	Start Time	End Time	Billable	Session Type	Note
03/03/2025	Sheri Kennedy	Cal OPS- SoCal	[REDACTED]	535 Behavioral Intervention Services	02:30 PM	03:00 PM	0.50	Regular	
03/10/2025	Sheri Kennedy	Cal OPS- SoCal	[REDACTED]	535 Behavioral Intervention Services	02:30 PM	03:00 PM	0.50	No Show	
03/17/2025	Sheri Kennedy	Cal OPS- SoCal	[REDACTED]	535 Behavioral Intervention Services	02:30 PM	03:00 PM	0.50	Regular	
03/24/2025	Sheri Kennedy	Cal OPS- SoCal	[REDACTED]	535 Behavioral Intervention Services	02:30 PM	03:00 PM	0.50	Regular	2.00
03/04/2025	Sheri Kennedy	Cal OPS- SoCal	[REDACTED]	535 Behavioral Intervention Services	11:00 AM	12:00 PM	1.00	Regular	
03/11/2025	Sheri Kennedy	Cal OPS- SoCal	[REDACTED]	535 Behavioral Intervention Services	11:00 AM	12:00 PM	1.00	No Show	
03/18/2025	Sheri Kennedy	Cal OPS- SoCal	[REDACTED]	535 Behavioral Intervention Services	11:00 AM	12:00 PM	1.00	Regular	
03/25/2025	Sheri Kennedy	Cal OPS- SoCal	[REDACTED]	535 Behavioral Intervention Services	11:00 AM	12:00 PM	1.00	No Show	4.00
03/03/2025	Sheri Kennedy	Cal OPS- SoCal	[REDACTED]	535 Behavioral Intervention Services	12:00 PM	01:00 PM	1.00	Late Cancel	
03/07/2025	Sheri Kennedy	Cal OPS- SoCal	[REDACTED]	535 Behavioral Intervention Services	09:00 AM	10:00 AM	1.00	Regular	
03/10/2025	Sheri Kennedy	Cal OPS- SoCal	[REDACTED]	535 Behavioral Intervention Services	12:00 PM	01:00 PM	1.00	No Show	

Date	Provider	School	Student(s)	Service	Start Time	End Time	Billable	Session Type	Note
03/14/2025	Sheri Kennedy	Cal OPS- SoCal	[REDACTED]	535 Behavioral Intervention Services	09:00 AM	10:00 AM	1.00	Regular	[REDACTED]
03/17/2025	Sheri Kennedy	Cal OPS- SoCal	[REDACTED]	535 Behavioral Intervention Services	12:00 PM	01:00 PM	1.00	Regular	[REDACTED]
03/21/2025	Sheri Kennedy	Cal OPS- SoCal	[REDACTED]	535 Behavioral Intervention Services	09:00 AM	10:00 AM	1.00	Regular	[REDACTED]
03/24/2025	Sheri Kennedy	Cal OPS- SoCal	[REDACTED]	535 Behavioral Intervention Services	12:00 PM	01:00 PM	1.00	Regular	[REDACTED]
03/28/2025	Sheri Kennedy	Cal OPS- SoCal	[REDACTED]	535 Behavioral Intervention Services	09:00 AM	10:00 AM	1.00	Regular	[REDACTED]
03/31/2025	Sheri Kennedy	Cal OPS- SoCal	[REDACTED]	535 Behavioral Intervention Services	12:00 PM	01:00 PM	1.00	Regular	[REDACTED]
03/03/2025	Sheri Kennedy	Cal OPS- SoCal	[REDACTED]	IEP Attendance	10:30 AM	12:00 PM	1.50	IEP Attendance	9.00

Date	Provider	School	Student(s)	Service	Start Time	End Time	Billable Hrs	Session Type	Note
03/04/2025	Sheri Kennedy	Cal OPS- SoCal	[REDACTED]	535 Behavioral Intervention Services	03:00 PM	04:00 PM	1.00	Regular	[REDACTED]
03/05/2025	Sheri Kennedy	Cal OPS- SoCal	[REDACTED]	535 Behavioral Intervention Services	03:00 PM	04:00 PM	1.00	Regular	[REDACTED]
03/11/2025	Sheri Kennedy	Cal OPS- SoCal	[REDACTED]	535 Behavioral Intervention Services	03:00 PM	04:00 PM	1.00	Regular	[REDACTED]
03/12/2025	Sheri Kennedy	Cal OPS- SoCal	[REDACTED]	535 Behavioral Intervention Services	03:00 PM	04:00 PM	1.00	Regular	[REDACTED]
03/18/2025	Sheri Kennedy	Cal OPS- SoCal	[REDACTED]	535 Behavioral Intervention Services	03:00 PM	04:00 PM	1.00	Regular	[REDACTED]
03/19/2025	Sheri Kennedy	Cal OPS- SoCal	[REDACTED]	535 Behavioral Intervention Services	03:00 PM	04:00 PM	1.00	Regular	[REDACTED]
03/25/2025	Sheri Kennedy	Cal OPS- SoCal	[REDACTED]	535 Behavioral Intervention Services	03:00 PM	04:00 PM	1.00	Late Cancel	[REDACTED]

Date	Provider	School	Student(s)	Service	Start Time	End Time	Billable H	Session Type	Note
03/26/2025	Sheri Kennedy	Cal OPS- SoCal	[REDACTED]	535 Behavioral Intervention Services	03:00 PM	04:00 PM	1.00	Regular	[REDACTED]
									9.5
03/04/2025	Sheri Kennedy	Cal OPS- SoCal	[REDACTED]	535 Behavioral Intervention Services	01:30 PM	02:00 PM	0.50	Regular	[REDACTED]
03/11/2025	Sheri Kennedy	Cal OPS- SoCal	[REDACTED]	535 Behavioral Intervention Services	01:30 PM	02:00 PM	0.50	No Show	[REDACTED]
03/18/2025	Sheri Kennedy	Cal OPS- SoCal	[REDACTED]	535 Behavioral Intervention Services	01:30 PM	02:00 PM	0.50	Late Cancel	[REDACTED]
03/25/2025	Sheri Kennedy	Cal OPS- SoCal	[REDACTED]	535 Behavioral Intervention Services	01:30 PM	02:00 PM	0.50	Regular	[REDACTED]
									2.0
03/17/2025	Sheri Kennedy	Cal OPS- SoCal	[REDACTED]	535 Behavioral Intervention Services	10:30 AM	11:00 AM	0.50	Regular	[REDACTED]
03/24/2025	Sheri Kennedy	Cal OPS- SoCal	[REDACTED]	535 Behavioral Intervention Services	10:30 AM	11:00 AM	0.50	Regular	[REDACTED]
03/31/2025	Sheri Kennedy	Cal OPS- SoCal	[REDACTED]	535 Behavioral Intervention Services	10:30 AM	11:00 AM	0.50	Regular	[REDACTED]
									1.50
							28.00		

Date	Provider	School	Student(s)	Service	Start Time	End Time	Billable	Session Type	Note
03/05/2025	Eddie Arellano	Cal OPS- SoCal		510 Individual Counseling and Guidance	12:45 PM	01:30 PM	0.75	Regular	
03/06/2025	Eddie Arellano	Cal OPS- SoCal		510 Individual Counseling and Guidance	01:00 PM	01:45 PM	0.75	Make-Up	
03/12/2025	Eddie Arellano	Cal OPS- SoCal		510 Individual Counseling and Guidance	12:45 PM	01:30 PM	0.75	Regular	
03/13/2025	Eddie Arellano	Cal OPS- SoCal		510 Individual Counseling and Guidance	01:00 PM	01:45 PM	0.75	Make-Up	
03/19/2025	Eddie Arellano	Cal OPS- SoCal		510 Individual Counseling and Guidance	12:45 PM	01:30 PM	0.75	Regular	
03/26/2025	Eddie Arellano	Cal OPS- SoCal		510 Individual Counseling and Guidance	12:45 PM	01:30 PM	0.75	Regular	
03/27/2025	Eddie Arellano	Cal OPS- SoCal		510 Individual Counseling and Guidance	01:00 PM	01:45 PM	0.75	Make-Up	
									5.25
03/04/2025	Eddie Arellano	Cal OPS- SoCal		510 Individual Counseling and Guidance	03:30 PM	04:00 PM	0.50	Regular	
03/11/2025	Eddie Arellano	Cal OPS- SoCal		510 Individual Counseling and Guidance	03:00 PM	03:30 PM	0.50	Regular	
03/18/2025	Eddie Arellano	Cal OPS- SoCal		510 Individual Counseling and Guidance	03:00 PM	03:30 PM	0.50	No Show	
03/21/2025	Eddie Arellano	Cal OPS- SoCal		IEP Attendance	12:00 PM	01:00 PM	1.00	IEP Attendance	
03/25/2025	Eddie Arellano	Cal OPS- SoCal		510 Individual Counseling and Guidance	03:00 PM	03:30 PM	0.50	Regular	
									3.00
03/24/2025	Eddie Arellano	Cal OPS- SoCal		IEP Attendance	11:00 AM	12:00 PM	1.00	IEP Attendance	
									1.00
03/24/2025	Eddie Arellano	Cal OPS- SoCal		IEP Attendance	10:00 AM	11:30 AM	1.50	IEP Attendance	
03/28/2025	Eddie Arellano	Cal OPS- SoCal		510 Individual Counseling and Guidance	10:30 AM	11:30 AM	1.00	Regular	
03/31/2025	Eddie Arellano	Cal OPS- SoCal		IEP Attendance	10:00 AM	11:30 AM	1.50	IEP Attendance	
									4.00
03/28/2025	Eddie Arellano	Cal OPS- SoCal		IEP Attendance	01:00 PM	01:45 PM	0.75	IEP Attendance	
03/28/2025	Eddie Arellano	Cal OPS- SoCal		510 Individual Counseling	03:00 PM	03:30 PM	0.50	No Show	
									1.25
03/06/2025	Eddie Arellano	Cal OPS- SoCal		510 Individual Counseling and Guidance	11:00 AM	11:30 AM	0.50	Regular	
03/07/2025	Eddie Arellano	Cal OPS- SoCal		IEP Attendance	01:00 PM	02:00 PM	1.00	IEP Attendance	
03/13/2025	Eddie Arellano	Cal OPS- SoCal		510 Individual Counseling and Guidance	11:00 AM	11:30 AM	0.50	Regular	
03/19/2025	Eddie Arellano	Cal OPS- SoCal		510 Individual Counseling and Guidance	11:00 AM	11:30 AM	0.50	Regular	
03/26/2025	Eddie Arellano	Cal OPS- SoCal		510 Individual Counseling and Guidance	11:00 AM	11:30 AM	0.50	No Show	
									3.00
03/04/2025	Eddie Arellano	Cal OPS- SoCal		510 Individual Counseling and Guidance	02:00 PM	02:30 PM	0.50	Late Cancel	
03/11/2025	Eddie Arellano	Cal OPS- SoCal		510 Individual Counseling and Guidance	02:00 PM	02:30 PM	0.50	Regular	
03/18/2025	Eddie Arellano	Cal OPS- SoCal		510 Individual Counseling and Guidance	02:00 PM	02:30 PM	0.50	Regular	
03/25/2025	Eddie Arellano	Cal OPS- SoCal		510 Individual Counseling and Guidance	02:00 PM	02:30 PM	0.50	Regular	
									2.00
							19.50		

Date	Provider	School	Student(s)	Service	Start Time	End Time	Billable	Session Type	Note
03/04/2025	Megan Chimenti	Cal OPS- SoCal	[REDACTED]	P Attendance	09:00 AM	10:30 AM	1.50	IEP Attendance	[REDACTED]
							1.50		

Date	Provider	School	Student(s)	Service	Start Time	End Time	Billable	Session Type	Note
03/12/2025	Kimberley Springer	Cal OPS- SoCal		510 Individual Counseling	12:00 PM	12:30 PM	0.50	Regular	
03/26/2025	Kimberley Springer	Cal OPS- SoCal		510 Individual Counseling	12:00 PM	12:30 PM	0.50	Regular	
								1.00	
03/05/2025	Kimberley Springer	Cal OPS- SoCal		510 Individual Counseling	03:30 PM	04:00 PM	0.50	Regular	
03/12/2025	Kimberley Springer	Cal OPS- SoCal		520 Parent Counseling	03:40 PM	04:00 PM	0.33	Regular	
03/12/2025	Kimberley Springer	Cal OPS- SoCal		510 Individual Counseling	03:30 PM	03:40 PM	0.17	Regular	
03/19/2025	Kimberley Springer	Cal OPS- SoCal		510 Individual Counseling	03:30 PM	04:00 PM	0.50	No Show	
03/28/2025	Kimberley Springer	Cal OPS- SoCal		510 Individual Counseling	03:30 PM	04:00 PM	0.50	Late Cance	
								2.00	
03/05/2025	Kimberley Springer	Cal OPS- SoCal		510 Individual Counseling	02:30 PM	03:00 PM	0.50	Regular	
03/12/2025	Kimberley Springer	Cal OPS- SoCal		510 Individual Counseling	02:00 PM	02:30 PM	0.50	Regular	
03/14/2025	Kimberley Springer	Cal OPS- SoCal		510 Individual Counseling	11:30 AM	12:00 PM	0.50	Make-Up	
03/19/2025	Kimberley Springer	Cal OPS- SoCal		510 Individual Counseling	02:00 PM	03:00 PM	1.00	Regular	
03/26/2025	Kimberley Springer	Cal OPS- SoCal		510 Individual Counseling	02:00 PM	03:00 PM	1.00	Regular	
								3.50	
03/28/2025	Kimberley Springer	Cal OPS- SoCal		510 Individual Counseling	12:30 PM	01:00 PM	0.50	No Show	
								0.50	
03/21/2025	Kimberley Springer	Cal OPS- SoCal		520 Parent Counseling	12:30 PM	01:00 PM	0.50	Regular	
								0.50	
03/07/2025	Kimberley Springer	Cal OPS- SoCal		510 Individual Counseling	09:30 AM	10:00 AM	0.50	Regular	
03/14/2025	Kimberley Springer	Cal OPS- SoCal		510 Individual Counseling	09:30 AM	10:00 AM	0.50	Regular	
03/21/2025	Kimberley Springer	Cal OPS- SoCal		510 Individual Counseling	09:30 AM	10:00 AM	0.50	Make-Up	
03/28/2025	Kimberley Springer	Cal OPS- SoCal		510 Individual Counseling	09:30 AM	10:00 AM	0.50	Make-Up	
								2.00	
03/14/2025	Kimberley Springer	Cal OPS- SoCal		510 Individual Counseling	10:30 AM	11:00 AM	0.50	Regular	
03/28/2025	Kimberley Springer	Cal OPS- SoCal		510 Individual Counseling	10:30 AM	11:00 AM	0.50	No Show	
03/28/2025	Kimberley Springer	Cal OPS- SoCal		IEP Prep	11:30 AM	12:00 PM	0.50	IEP Prep	
03/31/2025	Kimberley Springer	Cal OPS- SoCal		IEP Attendance	12:00 PM	01:15 PM	1.25	IEP Attend	
								2.75	
03/07/2025	Kimberley Springer	Cal OPS- SoCal		510 Individual Counseling	01:30 PM	02:00 PM	0.50	Regular	
03/14/2025	Kimberley Springer	Cal OPS- SoCal		510 Individual Counseling	01:30 PM	02:00 PM	0.50	Regular	
03/17/2025	Kimberley Springer	Cal OPS- SoCal		IEP Prep	03:30 PM	04:00 PM	0.50	IEP Prep	
03/18/2025	Kimberley Springer	Cal OPS- SoCal		IEP Attendance	10:00 AM	11:00 AM	1.00	IEP Attend	
03/21/2025	Kimberley Springer	Cal OPS- SoCal		510 Individual Counseling	01:30 PM	02:00 PM	0.50	Regular	
03/28/2025	Kimberley Springer	Cal OPS- SoCal		510 Individual Counseling	01:30 PM	02:00 PM	0.50	Regular	
								3.50	
03/07/2025	Kimberley Springer	Cal OPS- SoCal		510 Individual Counseling	02:00 PM	02:30 PM	0.50	No Show	
03/14/2025	Kimberley Springer	Cal OPS- SoCal		510 Individual Counseling	02:00 PM	02:30 PM	0.50	No Show	
03/21/2025	Kimberley Springer	Cal OPS- SoCal		510 Individual Counseling	02:00 PM	02:30 PM	0.50	No Show	
03/28/2025	Kimberley Springer	Cal OPS- SoCal		510 Individual Counseling	02:00 PM	02:30 PM	0.50	No Show	
								2.00	
							17.75		

Date	Provider	School	Student(s)	Service	Start Time	End Time	Billable	Session Type	Note
03/17/2025	Lanh Truong	Cal OPS- SoCal	[REDACTED]	510 Individual Counseling	09:00 AM	09:15 AM	0.25	Regular	[REDACTED]
									0.25
03/25/2025	Lanh Truong	Cal OPS- SoCal	[REDACTED]	510 Individual Counseling	02:30 PM	02:45 PM	0.25	Regular	[REDACTED]
									0.25
							0.50		

Date	Provider	School	Student(s)	Service	Start Time	End Time	Billable	Session Type	Note
03/14/2025	Maricelle Castellano	Cal OPS- SoCal		Health and Nursing	01:00 PM	02:00 PM	1.00	First Scheduled Session	
03/25/2025	Maricelle Castellano	Cal OPS- SoCal		IEP Attendance	02:00 PM	03:00 PM	1.00	IEP Attendance	
									2.00
							2.00		



LAW OFFICES OF YOUNG, MINNEY & CORR, LLP

655 UNIVERSITY AVENUE, SUITE 150, SACRAMENTO, CA 95825
 TEL 916.646.1400 • FAX 916.646.1300
 YMCLEGAL.COM

May 02, 2025

California Online Public Schools
 SENT VIA EMAIL
 lcarter@californiaops.org
 sped-finance@californiaops.org

Invoice Number: 15957

RE: (0176.00038) C. Ridgley v. California Online Public Schools

Confidential: Attorney-Client Privileged Document

All invoices are due and payable upon receipt. If payment is not received within thirty days of this invoice date, interest charges shall accrue.

Please make checks payable to:
 Young, Minney & Corr, LLP
 655 University Ave, Ste. 150
 Sacramento, CA 95825

For online payment options, access to our Client Portal, or should you have any questions or concerns, please contact Jessica Alm or Mishele Richards at 916-646-1400 or via email at ymcbilling@ymclegal.com.

Fees	28,221.50
Total for this Invoice - USD	28,221.50
Current Account Balance - USD	28,221.50
Trust Account Balance - USD	0.00
Total Amount to Pay as of 05-02-2025 - USD	28,221.50

Outstanding Balance as of 05-02-2025

Current	30 Days	60 Days	90 Days	120 Days	180+ Days	Total
28,221.50	0.00	0.00	0.00	0.00	0.00	28,221.50



LAW OFFICES OF YOUNG, MINNEY & CORR, LLP

655 UNIVERSITY AVENUE, SUITE 150, SACRAMENTO, CA 95825
TEL 916.646.1400 • FAX 916.646.1300
YMCLEGAL.COM

Tax ID: 94-3307075

May 02, 2025

California Online Public Schools
SENT VIA EMAIL
lcarter@californiaops.org
sped-finance@californiaops.org

Confidential: Attorney-Client Privileged Document


Invoice Number: 15957

RE: (0176.00038) [REDACTED] v. California Online Public Schools


Date	Professional	Description	Hours	Amount
------	--------------	-------------	-------	--------

[REDACTED]				
------------	--	--	--	--

Date	Professional	Description	Hours	Amount
and central auditory processing assessments.				




Date	Professional	Description	Hours	Amount
------	--------------	-------------	-------	--------




Date	Professional	Description	Hours	Amount
[Redacted Content]				

Date	Professional	Description	Hours	Amount

<u>Date</u>	<u>Professional</u>	<u>Description</u>	<u>Hours</u>	<u>Amount</u>
-------------	---------------------	--------------------	--------------	---------------




<u>Date</u>	<u>Professional</u>	<u>Description</u>	<u>Hours</u>	<u>Amount</u>
-------------	---------------------	--------------------	--------------	---------------



Date	Professional	Description	Hours	Amount
[Redacted Content]				

Date	Professional	Description	Hours	Amount

Date	Professional	Description	Hours	Amount
-------------	---------------------	--------------------	--------------	---------------



Date	Professional	Description	Hours	Amount
[Redacted Content]				

Invoice Summary

Professional	Hours	Rate	Amount
Brittnee Gillespie Malone - Senior Counsel	62.70	360.00	22,572.00
Erica Shubin - Senior Counsel	1.60	360.00	576.00
Lisa Corr - Partner	11.70	393.63	4,605.50
Stacy Tolkin - Senior Counsel	1.30	360.00	468.00

Invoice Number: 15957

Confidential: Attorney-Client Privileged Document

Page 12 of 13

Professional

Hours	Rate	Amount
Total		28,221.50

Total for this Invoice - USD	28,221.50
Current Account Balance - USD	28,221.50
Trust Account Balance - USD	0.00
Total Amount to Pay as of 05-02-2025 - USD	28,221.50

Outstanding Balance as of 05-02-2025

Current	30 Days	60 Days	90 Days	120 Days	180+ Days	Total
28,221.50	0.00	0.00	0.00	0.00	0.00	28,221.50

2024-2025

PAYMENT REQUEST

Payment Request Number: **2024- 25 - 126**

CHECK NUMBER _____
(FOR OFFICE USE ONLY)

Date: 05/05/2025

Date Needed (Optional): _____

Invoice Number: 11992

Vendor/Payable To: Timothy A. Adams & Associates Client Trust
Address: 1930 Old Tustin Ave, Ste. A
City: Santa Ana
State: CA
Zip: 92705-7870

**California Online Public Schools**
California Online Public Schools
dba California Connections Academy Southern California
33272 Valle Road, San Juan Capistrano, CA 92675
(949) 467-1667 Phone (949) 240-7895 Fax

Date Delivered or Mailed:

Method of Payment (circle one):


Credit Card **Check** **Money Order** **Cashier's Check** **ACH** **OTHER:**

Description	Item Number (when applicable)	Cost (1)	Qty (2)	Total Cost (1) x (2)
Settlement-Attorney Fee's reimbursement	-	\$ 25,000.00	1	\$ 25,000.00
* See attached details on Attorneys Fees on section B no. 2.				\$ -
				\$ -
				\$ -
				\$ -
				\$ -

Approvals DocuSigned by: Order Total: \$ 25,000.00

Britnie Anderson

05/07/2025

Requestor (Signature) 

Date 05/07/2025

Administrator (Signature of Email Approval) *Bernie Jamero*

Date 05/08/2025

Audited By (Signature)

Date



A PROFESSIONAL LAW CORPORATION

1930 Old Tustin Ave, Ste. A
 Santa Ana, California 92705-7870
 United States
 Email: billing@edattomeys.com
www.edattomeys.com

Invoice # 11992
 Date: 04/16/2025



RID02-02(se)

Date	User	Description	Rate	Quantity	Total
09/07/2023	TA	Review/reply to email from [REDACTED] regarding [REDACTED]	\$725.00	0.25	\$181.25
09/11/2023	TA	Discussion with [REDACTED] regarding [REDACTED]	\$725.00	0.25	\$181.25
09/11/2023	MK	Discussion with [REDACTED] regarding [REDACTED]	\$550.00	0.25	\$137.50
09/12/2023	TA	Telephone call to [REDACTED] regarding [REDACTED]	\$725.00	0.25	\$181.25
09/14/2023	MK	Review/reply to email regarding [REDACTED]	\$550.00	0.25	\$137.50
09/20/2023	TA	Telephone conference with [REDACTED] regarding [REDACTED]	\$725.00	0.25	\$181.25
09/23/2023	TA	Review/reply to Email from [REDACTED] regarding [REDACTED]	\$725.00	0.25	\$181.25
09/26/2023	TA	Review/finalize [REDACTED]	\$725.00	0.25	\$181.25
09/27/2023	TA	Discussion with [REDACTED] regarding [REDACTED]	\$725.00	0.25	\$181.25
09/27/2023	MK	Discussion with [REDACTED] regarding [REDACTED] Email to [REDACTED] regarding [REDACTED]	\$550.00	0.25	\$137.50
09/28/2023	PM	Review/Reply to email from [REDACTED]	\$495.00	0.25	\$123.75
09/28/2023	TA	Review/reply to Emails regarding [REDACTED]	\$725.00	0.25	\$181.25
09/29/2023	PM	Prepare [REDACTED]	\$495.00	1.25	\$618.75

09/29/2023	MK	Draft letter to [REDACTED] regarding [REDACTED] Email to [REDACTED] regarding [REDACTED]	\$550.00	0.25	\$137.50
10/01/2023	MK	Review/reply to email regarding [REDACTED]	\$550.00	0.25	\$137.50
10/01/2023	TA	Review/finalize to [REDACTED] regarding [REDACTED]	\$725.00	0.25	\$181.25
10/02/2023	PM	Review/Reply to email from [REDACTED] [REDACTED]	\$495.00	0.25	\$123.75
10/02/2023	MK	Review/finalize [REDACTED] regarding [REDACTED]	\$550.00	0.50	\$275.00
10/04/2023	TA	Review/reply to [REDACTED] regarding [REDACTED] [REDACTED]	\$725.00	0.25	\$181.25
10/05/2023	MK	Review/reply to email from [REDACTED] regarding [REDACTED] [REDACTED] Review [REDACTED] [REDACTED] Discussion with [REDACTED] [REDACTED] regarding [REDACTED]	\$550.00	0.50	\$275.00
10/05/2023	TA	Review Email from [REDACTED] regarding [REDACTED] Discussion regarding [REDACTED]	\$725.00	0.25	\$181.25
10/06/2023	TA	Review emails from [REDACTED] regarding [REDACTED] [REDACTED] Discussion with [REDACTED] [REDACTED] regarding [REDACTED]	\$725.00	0.25	\$181.25
10/06/2023	MK	Review/reply to emails from [REDACTED] regarding [REDACTED] [REDACTED] Discussion with [REDACTED] regarding [REDACTED]	\$550.00	0.50	\$275.00
10/07/2023	TA	Review/reply to Email from [REDACTED]	\$725.00	0.25	\$181.25
10/09/2023	TA	Review/reply to Emails from [REDACTED]	\$725.00	0.25	\$181.25
10/10/2023	TA	Review/reply to Email from [REDACTED] Discussion with [REDACTED] [REDACTED] regarding [REDACTED]	\$725.00	0.25	\$181.25
10/10/2023	MK	Review email from [REDACTED] Discussion with [REDACTED] [REDACTED] regarding [REDACTED]	\$550.00	0.25	\$137.50
10/11/2023	MK	Draft letter to Charter regarding participation in programming. Review/reply to emails regarding [REDACTED] [REDACTED]	\$550.00	0.50	\$275.00
10/11/2023	TA	Review/finalize letter to Connection regarding Individualized Education Program and concerns.	\$725.00	0.25	\$181.25
10/11/2023	MK	Discussion with [REDACTED] regarding [REDACTED] [REDACTED]	\$550.00	0.25	\$137.50
10/12/2023	TA	Review/reply to emails regarding [REDACTED] [REDACTED]	\$725.00	0.25	\$181.25

10/12/2023	MK	Review/reply to email regarding [REDACTED]	\$550.00	0.25	\$137.50
10/12/2023	TA	Discussion with [REDACTED] regarding [REDACTED]	\$725.00	0.25	\$181.25
10/12/2023	MK	Review/reply to emails from [REDACTED] regarding [REDACTED] Discussion with [REDACTED] regarding [REDACTED]	\$550.00	0.50	\$275.00
10/13/2023	PM	Telephone conference with [REDACTED]	\$495.00	0.50	\$247.50
10/15/2023	TA	Review/reply to Email from [REDACTED] regarding [REDACTED]	\$725.00	0.25	\$181.25
10/16/2023	PM	Review [REDACTED]	\$495.00	0.50	\$247.50
10/16/2023	PM	Attend IEP meeting.	\$495.00	1.25	\$618.75
10/16/2023	PM	Telephone conference with [REDACTED] regarding [REDACTED]	\$495.00	0.50	\$247.50
10/16/2023	TA	Discussion with [REDACTED] regarding [REDACTED]	\$725.00	0.25	\$181.25
10/16/2023	MK	Discussion with [REDACTED] regarding [REDACTED]	\$550.00	0.25	\$137.50
10/19/2023	MK	Review/revise IEP confirmation letter.	\$550.00	0.25	\$137.50
10/20/2023	MK	Review/revise IEP confirmation letter.	\$550.00	0.25	\$137.50
10/23/2023	MK	Preparation for and attendance at IEP meeting.	\$550.00	1.25	\$687.50
10/26/2023	MK	Review/reply to email regarding [REDACTED]	\$550.00	0.25	\$137.50
10/26/2023	PM	Review/Reply to email from [REDACTED]	\$495.00	0.25	\$123.75
11/01/2023	MK	Review IEP document.	\$550.00	0.25	\$137.50
11/01/2023	PM	Review the Individualized Education Program document.	\$495.00	0.25	\$123.75
11/02/2023	MK	Discussion with [REDACTED] regarding [REDACTED]	\$550.00	0.25	\$137.50
11/03/2023	MK	Review/reply to emails from [REDACTED] regarding [REDACTED]	\$550.00	0.25	\$137.50
11/03/2023	TA	Review emails regarding [REDACTED]	\$725.00	0.25	\$181.25
11/07/2023	TA	Review/reply to Email from [REDACTED] regarding [REDACTED]	\$725.00	0.25	\$181.25
11/09/2023	TA	Telephone conference with [REDACTED] regarding [REDACTED] Discussion with [REDACTED] regarding [REDACTED]	\$725.00	0.75	\$543.75

11/09/2023	PM	Telephone conference with [REDACTED], and [REDACTED] regarding [REDACTED]	\$495.00	0.50	\$247.50
11/16/2023	PM	Prepare the response letter.	\$495.00	0.50	\$247.50
11/16/2023	TA	Review/reply to email from [REDACTED]	\$725.00	0.25	\$181.25
11/17/2023	PM	Continue preparing the response letter and email [REDACTED] regarding [REDACTED]	\$495.00	0.25	\$123.75
11/17/2023	TA	Review/finalize Individualized Education Program response letter.	\$725.00	0.25	\$181.25
11/20/2023	PM	Review/Reply to email from [REDACTED]	\$495.00	0.25	\$123.75
11/20/2023	PM	Continue preparing the response letter.	\$495.00	0.25	\$123.75
11/22/2023	TA	Review/reply to Email regarding [REDACTED]	\$725.00	0.25	\$181.25
11/28/2023	TA	Telephone conference with [REDACTED]	\$725.00	0.50	\$362.50
11/29/2023	TA	Email to [REDACTED] regarding [REDACTED]	\$725.00	0.25	\$181.25
01/03/2024	TA	Review/reply to Email from [REDACTED]	\$725.00	0.50	\$362.50
01/04/2024	TA	Review/reply to Email regarding [REDACTED]	\$725.00	0.25	\$181.25
02/05/2024	TA	Review/finalize Notice of Representation.	\$725.00	0.25	\$181.25
02/06/2024	PM	Review/Reply to email from [REDACTED]	\$495.00	0.25	\$123.75
03/01/2024	PM	Review/Reply to email from [REDACTED]	\$495.00	0.25	\$123.75
03/01/2024	TA	Discussion with [REDACTED] regarding [REDACTED]	\$725.00	0.25	\$181.25
03/01/2024	MK	Discussion with Timothy Adams regarding [REDACTED] Review/reply to email regarding [REDACTED]	\$550.00	0.25	\$137.50
03/04/2024	TA	Discussion with [REDACTED] regarding [REDACTED]	\$725.00	0.25	\$181.25
03/04/2024	MK	Discussion with [REDACTED] regarding [REDACTED]	\$550.00	0.25	\$137.50
03/04/2024	MK	Review/reply to email regarding [REDACTED]	\$550.00	0.25	\$137.50
03/05/2024	TA	Discussion with [REDACTED] regarding [REDACTED]	\$725.00	0.25	\$181.25
03/05/2024	MK	Discussion with [REDACTED] regarding [REDACTED]	\$550.00	0.25	\$137.50
03/06/2024	MK	Review/reply to emails regarding [REDACTED]	\$550.00	0.25	\$137.50
03/07/2024	MK	Review/reply to email regarding [REDACTED]	\$550.00	0.25	\$137.50
03/21/2024	MK	Review/reply to email regarding [REDACTED]	\$550.00	0.25	\$137.50

03/25/2024	MK	Review/revise letter regarding IEP meeting.	\$550.00	0.25	\$137.50
03/26/2024	PM	Telephone conference with [REDACTED] regarding [REDACTED]	\$495.00	0.25	\$123.75
03/26/2024	PM	Review educational records.	\$495.00	0.25	\$123.75
03/27/2024	PM	Attend IEP meeting.	\$495.00	1.75	\$866.25
03/27/2024	PM	Telephone conference with [REDACTED] regarding [REDACTED]	\$495.00	0.50	\$247.50
03/29/2024	PM	Review the assessment reports.	\$495.00	0.25	\$123.75
04/01/2024	TA	Review/reply to Email from Scott regarding [REDACTED]	\$725.00	0.25	\$181.25
04/05/2024	MK	Review/reply to email regarding [REDACTED]	\$550.00	0.25	\$137.50
04/10/2024	MK	Review/reply to email regarding [REDACTED]	\$550.00	0.25	\$137.50
04/25/2024	MK	Discussion regarding [REDACTED] Review/revise IEP response letter.	\$550.00	0.50	\$275.00
04/25/2024	NW	Reviewed [REDACTED] and began drafting IEP Response letter. Discussed [REDACTED]	\$495.00	1.00	\$495.00
04/26/2024	MK	Review/revise IEP response letter.	\$550.00	0.25	\$137.50
04/26/2024	TA	Review/finalize letter to charter counsel regarding IEP and assessment plan.	\$725.00	0.25	\$181.25
04/26/2024	NW	Finalize IEP Response letter.	\$495.00	0.25	\$123.75
04/26/2024	NW	Review/revise IEP Response letter. Email to [REDACTED] regarding [REDACTED]	\$495.00	0.25	\$123.75
04/26/2024	NW	Review/revise IEP response letter.	\$495.00	0.25	\$123.75
04/26/2024	NW	Continued reviewing [REDACTED] and drafting IEP Response letter.	\$495.00	0.50	\$247.50
05/06/2024	TA	Discussion with [REDACTED] regarding [REDACTED]	\$725.00	0.25	\$181.25
05/06/2024	MK	Review/reply to email regarding [REDACTED] regarding [REDACTED] Discussion with [REDACTED]	\$550.00	0.25	\$137.50
05/24/2024	PM	Review/Reply to email from [REDACTED]	\$495.00	0.50	\$247.50
05/24/2024	NW	Legal research re: [REDACTED]	\$495.00	0.50	\$247.50
06/03/2024	TA	Discussion with [REDACTED] regarding [REDACTED]	\$725.00	0.25	\$181.25
06/03/2024	MK	Discussion with [REDACTED] regarding [REDACTED]	\$550.00	0.25	\$137.50

06/03/2024	MK	Review/reply to email regarding [REDACTED]	\$550.00	0.25	\$137.50
06/04/2024	MK	Review/revise letter regarding enrollment.	\$550.00	0.25	\$137.50
06/04/2024	NW	Draft/revise letter addressing Charter's PWN & appropriateness of assessments. Email to [REDACTED] re: [REDACTED]	\$495.00	0.75	\$371.25
06/10/2024	NW	Revise letter to Charter re: Enrollment. Email to [REDACTED] re: [REDACTED]	\$495.00	0.50	\$247.50
06/11/2024	MK	Review/revise letter regarding enrollment.	\$550.00	0.25	\$137.50
06/11/2024	NW	Revise letter to Charter re: Enrollment. Email to [REDACTED] re: [REDACTED]	\$495.00	1.00	\$495.00
06/12/2024	PM	Review/Reply to email from [REDACTED]	\$495.00	0.25	\$123.75
06/17/2024	PM	Review/Reply to email from [REDACTED]	\$495.00	0.25	\$123.75
06/20/2024	TA	Discussion regarding [REDACTED]	\$725.00	0.25	\$181.25
06/20/2024	MK	Discussion with [REDACTED] regarding [REDACTED]	\$550.00	0.25	\$137.50
06/20/2024	PM	Review/Reply to email from [REDACTED]	\$495.00	0.25	\$123.75
06/20/2024	TA	Review/reply to email regarding [REDACTED]	\$725.00	0.25	\$181.25
06/21/2024	PM	Review [REDACTED]	\$495.00	0.50	\$247.50
06/21/2024	TA	Review/reply to Email regarding [REDACTED]	\$725.00	0.25	\$181.25
06/21/2024	PM	Email [REDACTED] regarding [REDACTED]	\$495.00	0.25	\$123.75
08/01/2024	PM	Email [REDACTED] regarding [REDACTED]	\$495.00	0.25	\$123.75
08/02/2024	PM	Review/Reply to email from [REDACTED]	\$495.00	0.25	\$123.75
08/06/2024	PM	Review/Reply to email from [REDACTED]	\$495.00	0.25	\$123.75
08/09/2024	TA	Discussion regarding [REDACTED]	\$725.00	0.50	\$362.50
08/09/2024	PM	Telephone conference with [REDACTED] regarding [REDACTED]	\$495.00	0.50	\$247.50
08/09/2024	PM	Email [REDACTED] regarding [REDACTED]	\$495.00	0.50	\$247.50
08/14/2024	TA	Telephone conference with [REDACTED] regarding [REDACTED]	\$725.00	0.50	\$362.50
08/14/2024	PM	Telephone conference with [REDACTED] and [REDACTED] regarding [REDACTED]	\$495.00	0.50	\$247.50
08/14/2024	PM	Email [REDACTED] regarding [REDACTED]	\$495.00	0.50	\$247.50
08/14/2024	MK	Discussion regarding [REDACTED]	\$550.00	0.25	\$137.50

08/19/2024	PM	Review/Reply to email from [REDACTED]	\$495.00	0.25	\$123.75	
08/19/2024	TA	Review emails regarding [REDACTED]	\$725.00	0.25	\$181.25	
08/20/2024	PM	Review/Reply to email from [REDACTED]	\$495.00	0.25	\$123.75	
08/21/2024	TA	Telephone conference with [REDACTED]	\$725.00	0.25	\$181.25	
08/21/2024	PM	Review/Reply to email from [REDACTED]	\$495.00	0.25	\$123.75	
08/21/2024	MK	Telephone conference with [REDACTED]	\$550.00	0.25	\$137.50	
08/23/2024	PM	Telephone conference with [REDACTED] and [REDACTED] regarding [REDACTED]	\$495.00	0.50	\$247.50	
08/23/2024	TA	Telephone conference with [REDACTED] regarding [REDACTED]	\$725.00	0.50	\$362.50	
09/06/2024	TA	Telephone conference with [REDACTED]	\$725.00	0.25	\$181.25	
09/08/2024	TA	Review/reply to email regarding [REDACTED]	\$725.00	0.25	\$181.25	
09/16/2024	MK	Review/reply to emails regarding [REDACTED]	\$550.00	0.25	\$137.50	
09/25/2024	TA	Review email regarding [REDACTED]. Email regarding [REDACTED]	\$725.00	0.25	\$181.25	
09/25/2024	PM	Review/Reply to email from [REDACTED]	\$495.00	0.25	\$123.75	
09/30/2024	PM	Prepare a response letter.	\$495.00	0.25	\$123.75	
10/01/2024	PM	Review/Reply to email from [REDACTED]	\$495.00	0.25	\$123.75	
10/01/2024	PM	Prepare a response letter.	\$495.00	1.50	\$742.50	
10/01/2024	TA	Review/finalize letter regarding Independent Educational Evaluation and Dr. Wiest observation.	\$725.00	0.25	\$181.25	
10/03/2024	TA	Telephone conference with [REDACTED]	\$725.00	0.25	\$181.25	
10/09/2024	PM	Review [REDACTED]	\$495.00	0.50	\$247.50	
10/09/2024	PM	Review [REDACTED]	\$495.00	0.50	\$247.50	
10/09/2024	PM	Email [REDACTED] regarding [REDACTED]	\$495.00	0.25	\$123.75	
10/11/2024	PM	Review/Reply to email from [REDACTED]	\$495.00	0.25	\$123.75	
10/11/2024	TA	Review emails regarding [REDACTED] Discussion regarding [REDACTED]	\$725.00	0.25	\$181.25	
10/11/2024	PM	Telephone conference with [REDACTED] regarding [REDACTED]	\$495.00	0.25	\$123.75	

		██████████ regarding ██████████			
10/29/2024	PM	Telephone conference with ██████████ regarding ██████████	\$495.00	0.50	\$247.50
10/29/2024	PM	Review ██████████	\$495.00	0.25	\$123.75
10/29/2024	TA	Review/finalize letter regarding Individualized Education Program meeting.	\$725.00	0.25	\$181.25
10/29/2024	MK	Review ██████████	\$550.00	0.25	\$137.50
10/29/2024	MK	TC with ██████████	\$550.00	0.50	\$275.00
10/30/2024	PM	Review the draft IEP document.	\$495.00	0.25	\$123.75
10/30/2024	PM	Attend the IEP meeting.	\$495.00	2.00	\$990.00
10/30/2024	PM	Telephone conference with ██████████ regarding ██████████	\$495.00	0.50	\$247.50
11/05/2024	PM	Prepare the position letter.	\$495.00	1.25	\$618.75
11/05/2024	TA	Review/revise Individualized Education Program response letter.	\$725.00	0.25	\$181.25
11/05/2024	TA	Telephone conference with ██████████	\$725.00	0.25	\$181.25
11/05/2024	MK	Discussion regarding ██████████	\$550.00	0.25	\$137.50
11/20/2024	PM	Review/Reply to email from ██████████	\$495.00	0.25	\$123.75
12/11/2024	PM	Review ██████████ and discuss with ██████████	\$495.00	0.25	\$123.75
12/11/2024	TA	Review Prior Written Notice letter. Email regarding ██████████	\$725.00	0.25	\$181.25
12/12/2024	TA	Discussion regarding ██████████	\$725.00	0.25	\$181.25
12/12/2024	MK	Discussion regarding ██████████	\$550.00	0.25	\$137.50
12/12/2024	PM	Review/Reply to email from ██████████	\$495.00	0.25	\$123.75
12/12/2024	TA	Review ██████████ and discussion regarding same.	\$725.00	0.25	\$181.25
12/17/2024	PM	Review/Reply to email from ██████████	\$495.00	0.25	\$123.75
12/17/2024	PM	Prepare the response letter.	\$495.00	0.25	\$123.75
12/18/2024	PM	Continue preparing the response letter.	\$495.00	1.25	\$618.75
12/18/2024	TA	Review/finalize letter in response to PWN.	\$725.00	0.25	\$181.25
12/18/2024	PM	Review/Reply to email from ██████████	\$495.00	0.25	\$123.75

12/27/2024	PM	Review the prior written notice and assessment plans.	\$495.00	0.25	\$123.75
12/27/2024	TA	Review emails [REDACTED] regarding [REDACTED]	\$725.00	0.25	\$181.25
12/27/2024	AA	Prepare due process complaint.	\$495.00	1.50	\$742.50
12/30/2024	PM	Continue preparing the due process complaint.	\$495.00	1.00	\$495.00
12/30/2024	MK	Discussion regarding [REDACTED]	\$550.00	0.25	\$137.50
01/09/2025	PM	Continue preparing the due process complaint.	\$495.00	2.75	\$1,361.25
01/09/2025	PM	Review/Reply to email from [REDACTED]	\$495.00	0.25	\$123.75
01/10/2025	PM	Continue preparing the due process complaint.	\$495.00	4.00	\$1,980.00
01/13/2025	PM	Continue preparing the due process complaint.	\$495.00	1.75	\$866.25
01/13/2025	MK	Discussion regarding [REDACTED]	\$550.00	0.25	\$137.50
01/14/2025	MK	Discussion regarding [REDACTED]	\$550.00	0.25	\$137.50
01/14/2025	PM	Continue preparing the due process complaint.	\$495.00	0.25	\$123.75
01/14/2025	MK	Review [REDACTED]	\$550.00	0.50	\$275.00
01/15/2025	PM	Email [REDACTED] regarding [REDACTED]	\$495.00	0.25	\$123.75
01/28/2025	PM	Review/Reply to email from [REDACTED]	\$495.00	0.25	\$123.75
01/28/2025	PM	Telephone conference with [REDACTED] regarding [REDACTED]	\$495.00	0.50	\$247.50
01/28/2025	TA	Discussion regarding [REDACTED]	\$725.00	0.25	\$181.25
01/30/2025	PM	Prepare the settlement demand.	\$495.00	1.00	\$495.00
01/31/2025	PM	Review/Reply to email from [REDACTED]	\$495.00	0.25	\$123.75
01/31/2025	PM	Continue preparing the settlement demand.	\$495.00	0.25	\$123.75
02/03/2025	PM	Continue preparing the settlement demand.	\$495.00	0.25	\$123.75
02/04/2025	MK	Review/finalize settlement demand.	\$550.00	0.25	\$137.50
02/04/2025	TA	Telephone conference with [REDACTED] regarding [REDACTED]	\$725.00	1.00	\$725.00
02/04/2025	PM	Telephone conference with [REDACTED] regarding [REDACTED]	\$495.00	0.75	\$371.25
02/04/2025	PM	Prepare an email to the opposing counsel regarding the resolution session.	\$495.00	0.25	\$123.75
02/04/2025	MK	Discussion regarding [REDACTED]	\$550.00	0.25	\$137.50

02/06/2025	PM	Prepare a letter addressing the triennial assessments.	\$495.00	0.50	\$247.50
02/06/2025	MK	Discussion regarding [REDACTED]	\$550.00	0.25	\$137.50
02/07/2025	PM	Continue preparing the assessment letter.	\$495.00	0.50	\$247.50
02/07/2025	TA	Review/finalize letter to charter counsel regarding assessment.	\$725.00	0.25	\$181.25
02/10/2025	PM	Continue preparing the assessment letter.	\$495.00	0.25	\$123.75
02/10/2025	PM	Review/Reply to email from [REDACTED]	\$495.00	0.25	\$123.75
02/11/2025	MK	Review/finalize Joint Request.	\$550.00	0.25	\$137.50
02/13/2025	TA	Review/reply to email regarding [REDACTED]	\$725.00	0.25	\$181.25
02/17/2025	PM	Review [REDACTED]	\$495.00	0.50	\$247.50
02/19/2025	MK	Draft Prehearing Conference Statement.	\$550.00	0.50	\$275.00
02/24/2025	PM	Meeting with [REDACTED] to discuss [REDACTED]	\$495.00	0.25	\$123.75
02/24/2025	TA	Review/reply to email regarding [REDACTED]	\$725.00	0.25	\$181.25
02/24/2025	PM	Email [REDACTED] regarding [REDACTED]	\$495.00	0.25	\$123.75
02/25/2025	PM	Review/Reply to email from [REDACTED]	\$495.00	0.25	\$123.75
02/28/2025	TA	Telephone conference regarding [REDACTED]	\$725.00	0.25	\$181.25
02/28/2025	TA	Telephone conference with [REDACTED] regarding [REDACTED]	\$725.00	0.25	\$181.25
03/04/2025	TA	Review/finalize letter to charter counsel regarding IEP.	\$725.00	0.25	\$181.25
03/04/2025	TA	Telephone conference with [REDACTED] regarding [REDACTED]	\$725.00	0.25	\$181.25
03/05/2025	TA	Attend Individualized Education Program meeting. Post conference [REDACTED] regarding [REDACTED]	\$725.00	2.25	\$1,631.25
03/17/2025	TA	Telephone conference with [REDACTED]	\$725.00	0.25	\$181.25
03/19/2025	TA	Review email from [REDACTED] regarding [REDACTED] Email to [REDACTED] regarding [REDACTED]	\$725.00	0.50	\$362.50
03/19/2025	PM	Review the District's offer and expenses.	\$495.00	0.50	\$247.50
03/21/2025	PM	Prepare the counteroffer.	\$495.00	0.50	\$247.50
03/21/2025	TA	Review/reply to email regarding [REDACTED] Telephone conference with [REDACTED]	\$725.00	0.25	\$181.25
03/24/2025	PM	Continue preparing the counteroffer.	\$495.00	0.25	\$123.75

03/24/2025	TA	Review/finalize settlement counter offer.	\$725.00	0.25	\$181.25
03/27/2025	TA	Review email from [REDACTED] Email to clients regarding [REDACTED]	\$725.00	0.25	\$181.25
03/27/2025	PM	Review and prepare a counteroffer.	\$495.00	0.25	\$123.75
03/31/2025	PM	Prepare the counteroffer.	\$495.00	0.25	\$123.75
03/31/2025	TA	Review/finalize counter offer letter. Email regarding [REDACTED] Emails to/from [REDACTED] regarding [REDACTED]	\$725.00	0.25	\$181.25
04/01/2025	MK	Discussion regarding [REDACTED]	\$550.00	0.25	\$137.50
04/02/2025	MK	Email [REDACTED] regarding [REDACTED]	\$550.00	0.25	\$137.50
04/02/2025	MK	Preparation and attendance at IEP meeting. Discussion regarding [REDACTED]	\$550.00	2.50	\$1,375.00
04/02/2025	TA	Review email regarding [REDACTED] Email to [REDACTED] regarding [REDACTED]	\$725.00	0.25	\$181.25
04/02/2025	TA	Discussion regarding [REDACTED]	\$725.00	0.25	\$181.25
04/08/2025	PM	Prepare the counteroffer.	\$495.00	0.50	\$247.50
04/08/2025	TA	Review/finalize settlement counter offer.	\$725.00	0.25	\$181.25
04/08/2025	MK	Review/reply to email regarding [REDACTED]	\$550.00	0.25	\$137.50
04/09/2025	PM	Continue preparing the counteroffer.	\$495.00	0.25	\$123.75
04/09/2025	TA	Review/finalize settlement counter offer.	\$725.00	0.25	\$181.25
04/09/2025	TA	Telephone conference call with [REDACTED] regarding [REDACTED]	\$725.00	0.25	\$181.25
04/11/2025	AB	Draft IEP Response letter.	\$350.00	0.25	\$87.50
04/14/2025	PM	Review the counteroffer and prepare a response.	\$495.00	0.25	\$123.75
04/15/2025	MK	Discussion regarding [REDACTED]	\$550.00	0.25	\$137.50
04/15/2025	PM	Email the clients regarding [REDACTED]	\$495.00	0.25	\$123.75
04/15/2025	TA	Discussion regarding [REDACTED]	\$725.00	0.25	\$181.25
04/16/2025	PM	Continue preparing the counteroffer.	\$495.00	0.25	\$123.75
04/16/2025	TA	Review/finalize settlement counter offer. Telephone conference with [REDACTED]	\$725.00	0.25	\$181.25

Quantity Subtotal	100.5
Hours Total	100.5
Total	\$56,703.75

Adams & Associates, APLC

[Redacted] v. California Connections Academy & California Online Public Schools
Case No. [Redacted]

Final Settlement Agreement and Release
[Redacted] v. California
Connections Academy & California Online Public Schools
OAH Case No. [Redacted]

Date of Full Execution: April 30, 2025
(Student's D.O.B.: [Redacted]

This Final Settlement Agreement and Release ("Agreement") is between [Redacted] ("Student"), by and through Student's parents [Redacted] ("Parents") (hereinafter collectively referred to as "Petitioner") and California Online Public Schools, formerly known as "California Connections Academy" ("Charter School" or "Respondent"). Petitioner and Respondent are hereinafter collectively referred to as "Parties" who, in consideration of the promises below, agree as follows:

I. RECITALS

- A. On or about January 14, 2025, Petitioner caused to be filed with the Office of Administrative Hearings ("OAH") a request for a due process hearing on issues regarding Student's educational program. OAH designated the matter as [Redacted] v. California Connections Academy & California Online Public Schools, OAH Case No. [Redacted] (hereinafter referred to as the "Complaint").
- B. This Agreement constitutes a full and final resolution of all claims and issues arising from or related to Student's educational program through the date of full execution of this Agreement, including, but not limited to, all of the claims and issues raised in, or related to, the Complaint. This includes but is not limited to United States Department of Education, Office for Civil Rights ("OCR"), due process requests with the OAH, and California Department of Education ("CDE") complaints.

MUTUAL COMPROMISE

The Parties, in consideration of the promises made herein, agree as follows:

A. PETITIONER

- 1. **DISMISSAL:** Upon full execution of this agreement, OAH Case No. [Redacted] is dismissed with prejudice. Petitioner will request a dismissal with prejudice from OAH within three (3) business days of full execution of this Agreement.
- 2. **WAIVER:** As described further below under "Mutual General Release and Discharge," Petitioner waives any and all claims related to, or arising from, Student's educational program through the date of full execution of this Agreement. This includes but is not limited to OCR, CDE, and OAH complaints. This includes

SR [Signature]

Case No. [REDACTED] v. California Connections Academy & California Online Public Schools

a waiver of an independent educational evaluation (“IEE”) in all assessments completed prior to the date of full execution of this Agreement.

- 3. VOLUNTARY DISENROLLMENT: Petitioner agrees that Parents selected to voluntary disenroll Student from the Charter School prior to the full execution of this Agreement. Parents’ signature on this Agreement constitutes their confirmation that Student is not a Student enrolled in the Charter School and constitutes the Petitioner’s agreement that the Charter School shall have no further legal or educational responsibility to Student beyond the implementation of this Agreement. Petitioner further agrees to voluntarily not re-enroll Student at Charter School (or any school operated by California Online Public Schools) after the date of the full execution of this Agreement at any time through July 13, 2035.

B. CHARTER SCHOOL

- 1. REIMBURSEMENT FOR PRIVATELY PAID EDUCATIONAL EXPENSES The Charter School agrees to reimburse Parents up to \$71,500 (seventy-one thousand five hundred dollars and zero cents) for Parents’ past and prospective educational expenses for Student’s placement at The Prentice School (tuition, fees, related services) (“Private School Tuition”) from September 15, 2023 to June 30, 2025, as follows:

- i. Parents agree to submit Complete Documentation for Private School Tuition no later than July 31, 2025. “Complete Documentation” as used herein consists of:
 - a. An invoice specifying the date, cost, and payment towards Private School Tuition listed above, and
 - b. Copies of cancelled checks (back and front) or credit card receipts or bank statements demonstrating payment that aligns with each invoice described above, and
 - c. Written confirmation of Student’s attendance at The Prentice School.
- ii. Payment shall be made by the Charter School within thirty (30) business days of receipt of Complete Documentation evidencing actual payment for Private School Tuition. The Charter School agrees to make the reimbursement payment via check to “Scott and Jamie Ridgley” and shall send it, via U.S. mail, to 12 Doheny, Laguna Niguel, CA 92677.

Complete Documentation shall be submitted, via electronic mail, to:
 California Online Public Schools
 Attn: LaChelle Carter
finance@californiaops.org

██████████ California Connections Academy & California Online Public Schools
Case No. ██████████

- iii. The Parties agree that the Charter School shall have no responsibility to reimburse Parents for Private School Tuition occurring after June 30, 2025. The Parties agree that Charter School shall have no responsibility to reimburse Parents for pre-payment for Private School Tuition that will occur after June 30, 2025. Late or incomplete documentation shall not be reimbursed by the Charter School. The Parties agree that time is of the essence for Parents to provide Complete Documentation to the Charter School as the Charter School will rely on this information for budget management.
 - iv. The Charter School shall not reimburse for Private School Tuition paid for by any source other than Parents (e.g., friend, relative, insurance, scholarship, other governmental, educational, or nonprofit agency). The Parents understand and agree that the Charter School's offer to reimburse for Private School Tuition, as described herein, above, does not include any other costs associated with the Private School Tuition if not specified above, including but not limited to transportation or assessments.
 - v. The Parties agree that Petitioner selected The Prentice School. The Charter School makes no representation regarding the quality, safety, or effectiveness of The Prentice School. The Charter School makes no representation regarding the qualifications of The Prentice School or regarding the adequacy of the services. Petitioner agrees to hold the Charter School harmless from any liability, damage to person or property, or legal claims that may result from the acts or omissions of The Prentice School, or from the acts of any officer, agent, or employee of The Prentice School.
 - vi. The Charter School makes no representation regarding the tax liability, or lack thereof, related to any sums paid to Parents pursuant to this Agreement. Parents bear all responsibility in this regard.
 - vii. The Charter School and Parents agree that the reimbursement for Private School Tuition described herein, above, are part of a settlement of disputed claims and issues and shall not be considered "stay put" under state and federal special education laws. The Parties agree that the reimbursement for Private School Tuition does not represent agreement by either Party as to what is a FAPE for Student.
2. ATTORNEYS FEES: As a settlement of disputed claims regarding reasonable attorneys' fees and costs, including rates, hours, and expected degree of success, the Charter agrees to pay \$25,000.00 (twenty-five thousand dollars and zero cents) to "Timothy A. Adams & Associates Client Trust" for Petitioner's attorneys' fees and costs in this matter. All remaining attorney's fees shall be the responsibility of the Petitioner. The Charter will make such payment after receipt of an appropriate

SR

SR

v. California Connections Academy & California Online Public Schools
Case No. [REDACTED]

billing statement that meets or exceeds the amount described herein (redacted of privileged content), W-9, and a review of the statement to ensure that the fees and costs charged in the statement are consistent with the billing statement provided to the Charter during settlement negotiations. If the amount shown in the billing statement is lower than the amount described herein, the Charter School shall pay the amount shown in the billing statement. The Charter School's payment of Petitioner's attorney's fees and costs, do not constitute, and shall not be construed as, an admission of a reasonable attorney fee, including rates, hours, or expected degree of success.

The Charter's payment of such fees and costs constitutes a full and final settlement of any and all claims by Petitioner for attorney's fees and costs arising from or relating to OAH Case No. [REDACTED] or any issues raised therein. The Charter School will pay the fees and costs within sixty (60) business days of receipt of appropriate documentation of fees described herein including a tax identification number. The billing statement, W-9, and a complete copy of the Agreement shall be submitted by email to:

ATTN: Richie Romero, Deputy Superintendent
Rromero@californiaops.org

ATTN: LaChelle Carter, Director of Finance
Finance@californiaops.org

ATTN: Lisa A. Corr, Young, Minney & Corr, LLP
LCorr@ymclegal.com

ATTN: Janelle Jennings, Young, Minney & Corr, LLP
JJennings@ymclegal.com

C. ALL PARTIES

1. MUTUAL GENERAL RELEASE AND DISCHARGE: Petitioner and Respondent hereby fully release and discharge each other from all claims, damages, liabilities, rights and complaints of whatever kind or nature arising from or related to Student's educational program through the date of full execution of this Agreement.

This release and discharge precludes Petitioner and Respondent, and anyone acting on behalf of Petitioner and Respondent, from hereafter initiating or maintaining any actions or proceedings, other than proceedings to enforce this Agreement, arising from or related to Student's educational program through and including the date of full execution of this Agreement.

This release and discharge applies to any action or proceeding based on any state or federal statute, regulation, case decision, including, but not limited to, claims under the Individuals with Disabilities Education Act (20 U.S.C. § 1400, et seq.), 42 U.S.C. section

SR *JL*

Case No: [REDACTED] v. California Connections Academy & California Online Public Schools

1983, Section 504 of the Rehabilitation of Act of 1973 (29 U.S.C. § 732), the Americans with Disabilities Act (42 U.S.C. § 12101), California Education Code § 56000, et seq., Unruh Act, and School Committee of the Town of Burlington v. Dept. of Ed., 471 U.S. 359, 105 S.Ct. 1996 (1985).

This release and discharge applies to all claims for injuries, damages, or losses related to Student’s educational program regardless of whether those injuries, damages, or losses are currently known or unknown, foreseen or unforeseen, or patent or latent, through and including the date of full execution of this Agreement.

The Parties certify that they have read, and hereby waive the application of, the following provision of California Civil Code § 1542:

A general release does not extend to claims that the creditor or releasing party does not know or suspect to exist in his or her favor at the time of executing the release, and that if known by him or her, would have materially affected his or her settlement with the debtor or released party.

2. **CONFIDENTIALITY:** The Parties agree that this Agreement is confidential and that the nature and terms of this Agreement shall not be disclosed to third parties except as required by law and as necessary to implement and enforce the Agreement. The Parties agree that this Agreement was reached through the confidential settlement negotiation process and that all discussions that occurred during the confidential settlement negotiation process shall be confidential and may not be used as evidence in any subsequent due process hearing or civil proceeding, and that this Agreement is enforceable in any State court of competent jurisdiction or in a district court of the United States. The Parties shall not permit disclosure by anyone of the terms and conditions of this Agreement, allow any part of this Agreement to be published or declared in any manner by anyone including on internet message boards or social media websites (i.e., Facebook, Instagram, X, Truth Social, Blue Sky, Snapchat, YouTube, etc.), or in any other way violate the confidentiality of this Section. Unauthorized disclosure will render this Agreement unenforceable by the party violating this provision.
3. **NO ADMISSION:** This Agreement is entered into by the Parties for the purpose of compromising and settling disputed claims and issues. It does not constitute, nor shall it be construed as, an admission of liability by the Parties for any purpose. The remedies that the Charter School agrees to provide herein do not constitute, and shall not be construed as, an admission of what is a free appropriate public education (“FAPE”) for Student. In addition, no party shall be deemed the “prevailing party” in the Complaint or in any other action or proceeding arising from, or related to, the issues and claims raised in the Complaint. The text of this Agreement is the product of negotiation among the parties and is not to be construed as having been prepared by one party or the other.
4. **ENTIRE AGREEMENT:** This Agreement is the entire agreement and understanding of the parties. There are no oral understandings, terms, or conditions, and neither party has relied

SR

[Signature]

v. California Connections Academy & California Online Public Schools

Case No: [REDACTED]

upon any representation, express or implied, not contained in this Agreement. All prior understandings, terms, or conditions, written, oral, express, or implied, are superseded by this Agreement. This Agreement cannot be changed or supplemented orally and may be modified or superseded only by written instrument executed by the Parties.

5. SETTLEMENT AUTHORITY: Parents represent that Parents have the legal authority to make educational decisions for Student and to resolve legal disputes on behalf of the Student.
6. BINDING EFFECT: This Agreement is for the benefit of and shall be binding on all of Parties and their respective successors, heirs, and assigns.
7. ENFORCEMENT AND BREACH: Nothing in this Agreement shall abridge the right of either Party to enforce this Agreement or seek remedy for breach of any of its terms. The Parties agree to notify in writing the other party of a breach and allow fifteen (15) calendar days to cure the breach. Any breach of this Agreement by any other party will entitle the non-breaching party to all available legal fees, costs, and equitable remedies.
8. EXECUTION BY FACSIMILE OR IN COUNTERPARTS: This Agreement may be executed in counterparts such that the signatures may appear on separate signature pages. A copy of an original, with all signatures appended together, shall be deemed a fully executed agreement. A facsimile or electronic version of any party's signature shall be deemed an original signature. Each counterpart shall be deemed an original and the same document for all purposes.
9. SEVERABILITY: If any provision of this Agreement is held to be void, voidable, or unenforceable by a court of competent jurisdiction, the remaining portions of the Agreement shall remain in full force and effect including but not limited to any one or more of the waivers described within the Mutual General Release and Discharge.
10. VOLUNTARY AGREEMENT: The Parties represent that they have read this Agreement in full and understand and voluntarily agree to all the provisions herein, free from fraud, coercion or duress. The Parties further represent that they have, as of the date of execution of this Agreement, the legal capacity to understand, agree to, and sign this Agreement.
11. INCORPORATION OF RECITALS AND HEADINGS: The recitals and headings set forth herein are incorporated herein by reference and are explicitly made a part of this Agreement.
12. REVISION: This Agreement may not be amended or modified except by any subsequent mutual written agreement, duly executed by all Parties.

SR

SR


██████████ v. California Connections Academy & California Online Public Schools
Case No: ██████████

- 13. OPPORTUNITY TO CONSULT WITH LEGAL COUNSEL: The Parties represent that they were provided with an opportunity to, and did, consult with legal counsel of their own choosing regarding this Agreement and each of its provisions.
- 14. EFFECTIVE DATE: This Agreement shall be effective and shall be implemented upon full execution by the Parties.

Petitioner:

Date: 04 / 29 / 2025

Date: 04 / 29 / 2025



Respondent Charter:


Date: _____

Richard Savage, Superintendent

Approved as to form and content:

Timothy A. Adams & Associates, APLC

Date: 04 / 29 / 2025



By Timothy A. Adams, Attorney for Petitioner

Young, Minney & Corr, LLP

Date: _____

By Brittnee Gillespie Malone, Attorney for Charter School

██████████ California Connections Academy & California Online Public Schools
Case No: ██████████

- 13. OPPORTUNITY TO CONSULT WITH LEGAL COUNSEL: The Parties represent that they were provided with an opportunity to, and did, consult with legal counsel of their own choosing regarding this Agreement and each of its provisions.
- 14. EFFECTIVE DATE: This Agreement shall be effective and shall be implemented upon full execution by the Parties.

Petitioner:

Date: _____

Date: _____

Respondent Charter:

Date: 4/29/2025



DocuSigned by:
Dr. Richard Savage
3E5D9F2CDCCC49C
Richard Savage, Superintendent

Approved as to form and content:

Timothy A. Adams & Associates, APLC

Date: _____

By Timothy A. Adams, Attorney for Petitioner

Young, Minney & Corr, LLP

Date: 4/30/2025

DocuSigned by:
Brittnee Gillespie Malone
13A753C7418B4DC...
By Brittnee Gillespie Malone, Attorney for Charter School

INVOICE

Page # 1



Capistrano Unified School District

33122 Valle Road
 San Juan Capistrano, CA 92675
 Phone: (949) 234-9332

CALIFORNIA CONNECTIONS ACADEMY - CARTER
 ATTN: LACHELLE CARTER
 DIRECTOR OF FINANCE
 33272 VALLE ROAD
 SAN JUAN CAPISTRANO, CA 92675

ACCT ID:	C68001133
INVOICE NUMBER:	68UI1478
DIVISION:	68CH
TERM:	2425
INVOICE DATE:	05/02/25
DUE DATE:	05/31/25
AMOUNT DUE	\$41,187.00

Item	Account	Description	Amount
1	0101 0000 0 8699 0000 0000 205 69000000	1% OVERSIGHT-MAY '25	41,187.00
INVOICE TOTAL			\$41,187.00

Please remit a copy with payment-Thank You

Remit to: **Capistrano Unified School District**
Attention: Accounts Receivable
 33122 Valle Road
 San Juan Capistrano, CA 92675

Account ID C68001133
 Account Name CALIFORNIA CONNECTIONS ACADEMY
 Invoice Number 68UI1478
 DIV: 68CH
 TERM: 2425
 Due Date 05/31/25
 Amount Due \$41,187.00
 Amount Paid \$ _____

CAPISTRANO USD
33122 VALLE RD
SAN JUAN CAPISTRANO, CA 92675
Phone: (949)234-9332

Statement of Account
As of 05/02/2025

CALIFORNIA CONNECTIONS ACADEMY - CARTER
 ATTN: LACHELLE CARTER
 DIRECTOR OF FINANCE
 33272 VALLE ROAD
 SAN JUAN CAPISTRANO, CA 92675

ACCOUNT ID: C68001133

INVOICE NUMBER	DIVISION	INVOICE DATE	INVOICE AMOUNT	TOTAL PAYMENTS	BALANCE DUE
68SI2301	68CH	06/30/2023	37,503.00	0.00	37,503.00
		1% OVERSIGHT - JUNE '23			
68TI0261	68GN	12/15/2023	41,187.00	0.00	41,187.00
		1% OVERSIGHT - JULY '23			
68TI0262	68GN	12/15/2023	35,303.00	0.00	35,303.00
		1% OVERSIGHT - AUGUST '23			
68TI0263	68GN	12/15/2023	70,606.00	0.00	70,606.00
		1% OVERSIGHT - SEPT. '23			
68TI0264	68GN	12/15/2023	47,071.00	0.00	47,071.00
		1% OVERSIGHT - OCTOBER. '23			
68UI0512	68CH	12/04/2024	47,071.00	0.00	47,071.00
		1% OVERSIGHT-DEC '24			
68UI1368	68CH	04/09/2025	41,187.00	0.00	41,187.00
		1% OVERSIGHT-APR '25			
68UI1478	68CH	05/02/2025	41,187.00	0.00	41,187.00
		1% OVERSIGHT-MAY '25			
Grand Totals:			361,115.00	0.00	361,115.00



Finance CalOPS <finance@californiaops.org>

Fwd: HSA Funding Activity Initiated

2 messages

Tracy Le <tle@californiaops.org>
To: Finance CalOPS <finance@californiaops.org>
Cc: CalOPS Human Resources - Payroll <payroll@californiaops.org>

Mon, May 12, 2025 at 8:06 AM

Please see HSA contribution for 5/10 payroll below.

Tracy Le
Assistant Director of Human Resources
949-529-1667
Pronouns: she/her



Our real legacy is not what we accomplish individually but what we do for others and how we motivate them to work together for a common goal.

Statement of Confidentiality: The contents of this e-mail message and any attachments are intended solely for the addressee. The information may also be confidential and/or legally privileged. This transmission is sent for the sole purpose of delivery to the intended recipient. If you have received this transmission in error, any use, reproduction, or dissemination of this transmission is strictly prohibited. If you are not the intended recipient, please immediately notify the sender by reply e-mail and delete this message and its attachments, if any. E-mail is covered by the Electronic Communications Privacy Act, 18 USC SS 2510-2521 and is legally privileged.

----- Forwarded message -----
From: <noreply@goigoe.com>
Date: Mon, May 12, 2025 at 4:22 AM
Subject: HSA Funding Activity Initiated
To: <tle@californiaops.org>



HSA Payroll Funding Details of California Online Public Schools

Account Name:	California Online Public Schools HSA Funding
Activity amount:	\$20,951.01
Activity date:	05/09/2025

Your funding account will be debited for the amount listed above. This amount is reflective of deposits to your employees' HSA. You are receiving this notice as one of the following activities has taken place:

- A payroll contribution file has been imported into our system on your behalf


- Deposits have been successfully recorded using the contribution manager
- An account pending CIP has been successfully opened

For details about the specific account level activity, you can reference the HSA Payroll Reconciliation Report in the employer portal or you can go to the Contribution Manager to view your pending and successful payroll deposits. Due to timing, transaction details may not be available until tomorrow morning. In a future enhancement, account level detail will be available in a new invoicing screen to further help with record keeping and reconciliation.

If you have any questions regarding this email or its contents, please reach out to your Client Relations Executive.

Thank you for your partnership,

Igoe Administrative Services

 **noname**
2K

Finance CalOPS <finance@californiaops.org>
To: Tracy Le <tle@californiaops.org>
Cc: CalOPS Human Resources - Payroll <payroll@californiaops.org>

Mon, May 12, 2025 at 10:20 AM

Received, thank you.

(Quoted text hidden)


Kind Regards,

*****Just a friendly reminder that our office will be closed for Memorial Day Monday, May 26, 2025, Thursday, June 19, 2025 (Juneteenth) and for Summer Break June 23-July 4th, 2025*****

CalOPS Finance Team



Email: Finance@californiaops.org

 **noname**
2K

California Online Public Schools 401(k) - 522213-01

Reference Number	Payroll Date	Expected Total ¹	Cash Effective Date ²
2477243912	05/09/2025	\$196,869.32	05/12/2025

¹ Expected Total is used for reconciliation purposes only. It may or may not equal the actual total for the contribution.

² If processed before market close 4 p.m. Eastern time except stock market holidays and early closes.

Money Source	Description	Verify Money Source	Total Amount
BTK 1	EMPLOYEE BEFORE TAX	✓	\$97,527.92
LON 1	LOAN REPAYMENT	✓	\$2,691.65
RTH 1	ROTH CONTRIBUTION	✓	\$26,915.66
SHM 1	SAFE HARBOR MATCH	✓	\$69,734.09
Expected Total:			\$196,869.32
Actual Total:			\$196,869.32

Total Amount to be Remitted by Employer: \$196,869.32

Account nickname	Bank	Bank account number	Amount
Payroll	JPMORGAN CHASE BANK, NA	XXXXX7900	\$196,869.32
Total:			\$196,869.32
Remaining Balance:			\$0.00

Confirmation Messages:

✓ I have read and accept all warnings and notices on this page.

 **Print** Employee Contributions have been processed and submitted.
 You may print this page as confirmation for your records.

Verification Code:

42,-64,18,-16,-9,59,-16,-44,84,57,-5,-47,103,-122,-96,-96,87,-26,35,76,124,-91,-117,-120,-61,33,71,-3,22,33,101,-76,120,-113,-13,-63,-121,-73,50,35,-114,84,-2,14,-58,74,-9,109,78,126,76,41,14,-43,126,-11,107,114,-78,-56,-28,24,-33,107



Secretary of the State of Connecticut Demand Letter Foreign Non-Stock Corporation

Date of Notice: 05/08/2025

CALIFORNIA ONLINE PUBLIC SCHOOLS.
33272 VALLE ROAD,
SAN JUAN CAPISTRANO, CA, 92675, UNITED STATES

To Whom it May Concern,

According to the application for a certificate of authority filed in this office, the below business commenced transacting business in Connecticut prior to obtaining a certificate of authority. Conn. Gen. Stat. §33-1210 provides that a foreign non-stock corporation must procure a certificate of authority before transacting business in this state. We conclude that the below business has transacted business in Connecticut in violation of Conn. Gen. Stat. §33-1210 from the below dates.

Case Number: FI-0009886
Business Name: CALIFORNIA ONLINE PUBLIC SCHOOLS.
Business ALEI: US-CT.BER:3199803
Date of Registration: 04/21/2025
Date Began Transacting 01/01/2019
Business in CT:

Conn. Gen. Stat. §33-1211, as amended, provides in part that a foreign non-stock corporation which violates Conn. Gen. Stat. §33-1210 shall be liable to the State for all fees and taxes which would have been imposed if said foreign non-stock corporation had duly applied for and received a certificate of authority, together with a penalty for each month or any part thereof during which it transacted business in Connecticut without a certificate of authority.

Pursuant to the authority conferred upon this office by Conn. Gen. Stat. §33-1211, as amended, the Secretary of the State hereby assesses penalties and license fees in the following amount:



Secretary of the State of Connecticut

Demand Letter

Foreign Non-Stock Corporation

<i>Fee Type</i>	<i>Start Date to End Date</i>	<i>Fee</i>	<i>Time</i>	<i>Amount Due</i>
Penalty Fee	1/2019 to 4/2025	\$300 per month	76 month(s)	\$22,800.00

Total Amount Due: \$22,800.00

The total amount due does not include any taxes or other payments that may be due to other state agencies.

If you have evidence that proves your business is not liable for these penalties and license fees, please set forth all relevant facts in an affidavit (that has been notarized) and submit any support documentation.

Payments can be made online at Business.CT.gov or by check made payable to the "Secretary of the State of Connecticut", on or before 06/07/2025 and addressed to:

Secretary of the State of Connecticut
Business Services Division
P.O. Box 150470
Hartford, Connecticut 06115-0470
Attention: Foreign Investigations Unit

Please note: Partial payment will not be accepted. If you have any questions on the above, please email us at foreigninvestigation@ct.gov.

Sincerely,

Stephanie Thomas
Secretary of the State

/S/ Maura Arnold

By: Maura Arnold
Staff Attorney
Business Services Division

2024-2025

PAYMENT REQUEST

Payment Request Number: **2024- 25 - 131**

CHECK NUMBER _____
(FOR OFFICE USE ONLY)

Date: 05/15/2025

Date Needed (Optional): _____

Invoice Number: 1031

Vendor/Payable To: SoftMSP

Address: 27051 Towne Centre Ste 120

City: Lake Forest

State: CA

Zip: 92610-2819

Date Delivered or Mailed:



California Online Public Schools

California Online Public Schools
dba California Connections Academy Southern California
33272 Valle Road, San Juan Capistrano, CA 92675
(949) 467-1667 Phone (949) 240-7895 Fax

Method of Payment (circle one):

Credit Card Check Money Order Cashier's Check ACH OTHER:

Description	Item Number (when applicable)	Cost (1)	Qty (2)	Total Cost (1) x (2)
YR 1 - IT Support Services	-	\$ 229,686.00	1	\$ 229,686.00
*** See attached invoice with details				\$ -
				\$ -
				\$ -
				\$ -
				\$ -
				\$ -

Approvals _____

DocuSigned by:

Britnie Anderson

Signed by:

Requestor (Signature) _____

Kichie Romero

DocuSigned by:

Administrator (Signature or Email Approval) _____

[Signature]

Signed by:

Audited By (Signature) _____

Order Total:

\$ 229,686.00

05/15/2025

Date _____

05/16/2025

Date _____

05/16/2025

Date _____

INVOICE

SoftMSP, LLC
27051 Towne Centre Dr
Ste 120
Lake Forest, CA 92610-2819

ssafi@softmsp.com
+1 (909) 645-5064



Bill to
California Online Public Schools

Invoice details P.O. No.: YR 1 - IT Support Services
Invoice no.: 1031
Terms: Net 30
Invoice date: 05/01/2025
Due date: 05/31/2025

#	Product or service	Description	Qty	Rate	Amount
1.	Software	Cybersecurity solutions	1	\$10,827.00	\$10,827.00
2.	Services	Inventory Management Services	1	\$22,859.00	\$22,859.00
3.	Services	Tier 1 Support Services - Students	1	\$156,000.00	\$156,000.00
4.	Services	IT Support Services - Staff	1	\$40,000.00	\$40,000.00

Total \$229,686.00

Ways to pay

BANK

[View and pay](#)



IT Support Services Proposal

April 8th, 2025

CALIFORNIA ONLINE PUBLIC SCHOOLS

Hardware Procurement and Support - Students

Scope of Work

This Scope of Work (SOW) outlines the Student IT support services to be provided for managing hardware procurement and delivering customized IT support tailored to meet the unique needs of California Online Public Schools (CalOps). Our objective is to ensure seamless hardware procurement, deployment, and management, while offering dedicated IT services that enhance operational efficiency, minimize downtime, and align with the organization’s goals. This SOW includes the tasks outlined below.

Task I. Hardware Procurement and Deployment

1. Identify Hardware

1.1. Specification and Selection

- Collaborate with CalOps to identify hardware requirements. This has been determined already.
- Provide details of the model Chromebook to CalOPS

2. Purchasing Hardware –

2.1. Procurement by Soft MSP for CalOPS.

- Purchase hardware by Soft MSP
- CalOPS will be invoiced for the hardware.

3. Warranty Management

- 3.1. Register all purchased devices with the manufacturer for warranty coverage.
- 3.2. Manage warranty claims and facilitate repairs or replacements with the manufacturer

4. Imaging Hardware

4.1. Specification and Imaging

- Collaborate with CalOps to obtain desired software image specifications.

4.2. Quality Assurance

- Verify device functionality post-imaging to ensure they meet provided specifications and are operational.

5. Asset Tagging and End-User Instructions

- 5.1. Apply unique asset tags to each device to align with CalOps’ inventory standards.
- 5.2. Include clear, concise setup instructions for end users with each device.

6. Hardware Shipment

6.1. Packaging and Delivery

- Securely package hardware for shipment to recipients designated by CalOps.
- Ensure packaging includes necessary setup instructions and any additional materials.
- The monthly cost will include, shipping charges, shipping material and preparation of devices with asset tag, instructions and appropriate stickers.

6.2. Tracking

- Provide shipment tracking information to CalOps.





IT Support Services Proposal

April 8th, 2025

7. Inventory Management

- 7.1. Maintain a detailed inventory of all procured devices in a centralized system.
- 7.2. Track device locations, configurations, and status.
- 7.3. Provide an annual inventory report with detailed information for all devices.
- 7.4. Empty boxes will be provided to students to return Chromebooks.
- 7.5. Returned Chromebooks will be prepared and stored for shipment to students if needed. Chromebooks will be stored for minimum of 6 months before disposed.
- 7.6. Soft MSP will always maintain an inventory of 3000 Chromebooks after school year end.
- 7.7. No additional Chromebooks purchase will be required by CalOps if CalOps student enrollment does not exceed 8500. SoftMSP will be responsible for providing Chromebook to 8500 enrolled students.

8. Reporting

- 8.1. Provide Monthly Report on All devices
- 8.2. Provide Yearly Report to CalOPS
- 8.3. Build a custom dashboard for CalOPS to see all operational updates in real time.

9. Pricing – See Page 10-12 for Detailed breakdown

Task II. Student IT Services

1. Remote Help for Students

- 1.1. User Support & Ticket Management (IIQ)
 - o Ticketing System
 - User requests will be efficiently managed through a robust ticketing system.
 - Tickets will be categorized, prioritized, and assigned appropriately.
 - o User Support
 - Provide responsive support for user-reported issues via email and phone.
 - Offer step-by-step guidance to assist users in resolving basic IT challenges.
 - o Service Level Agreement (SLA): Define and adhere to SLA for ticket resolution times based on issue priority (Critical, High, Medium, Low). Please refer to Standard SLA provided on Page 10.
- 1.2. Problem Diagnosis, Troubleshooting, and Technical Guidance
 - o Problem Analysis: Diagnose root causes of technical issues affecting user systems, applications, and devices.
 - o Troubleshooting
 - Provide step-by-step troubleshooting for hardware, software, and network-related issues.
 - Collaborate with third-party vendors as needed to resolve escalated issues.
 - o Technical Guidance: Offer proactive technical advice to users to optimize the use of IT systems and prevent recurring issues.
- 1.3. First Call Resolution
 - o Soft MSP will communicate with the parent or student caretaker to resolve matter in the first call.
 - 1.3..1. If Device needs to be shipped, Soft MSP agent will provide tracking information and provide updates on the package.
- 1.4. Cradle to Grave Support
 - o Parent or Student Caretaker will interact with Soft MSP agent from first interaction to resolution of the issue.
 - o Track packages and provide updates on the issue



IT Support Services Proposal

April 8th, 2025

- Repair defective devices and ensure student always has a device in hand
- Support will include any hotspot devices provided to the student by CalOPS.

2. Pricing – See Page 10-12 for Detailed breakdown

Hardware Procurement and Staff IT Services

Scope of Work

This Scope of Work (SOW) outlines the IT support services to be provided for managing hardware procurement and delivering customized IT support tailored to meet the unique needs of California Online Public Schools (CalOps). Our objective is to ensure seamless hardware procurement, deployment, and management, while offering dedicated IT services that enhance operational efficiency, minimize downtime, and align with the organization’s goals. This SOW includes the tasks outlined below.

Task I. Hardware Procurement and Deployment

10. Identify Hardware

10.1. Specification and Selection

- Collaborate with CalOps to identify hardware requirements.
- Receive hardware make and model details from CalOps or provide hardware options for approval based on their specifications.
- Hardware will include Laptop, Monitor, Docking Station, Cables, Mouse, Keyboard, Webcam

11. Purchasing Hardware

11.1. Procurement by Soft MSP for CalOPS

- Purchase hardware by Soft MSP
- Invoice CalOPS for hardware purchased by Soft MSP.

12. Warranty Management

12.1. Register all purchased devices with the manufacturer for warranty coverage.

12.2. Manage warranty claims and facilitate repairs or replacements with the manufacturer on behalf of CalOps.

13. Imaging Hardware

13.1. Specification and Imaging

- Collaborate with CalOps to obtain desired software image specifications.
- Perform imaging and pre-install all required software and configurations on devices.

13.2. Quality Assurance

- Verify device functionality post-imaging to ensure they meet provided specifications and are operational.

14. Asset Tagging and End-User Instructions

14.1. Apply unique asset tags to each device to align with CalOps’ inventory standards.

14.2. Include clear, concise setup instructions for end users with each device.

15. Hardware Shipment

15.1. Packaging and Delivery

- o Securely package hardware for shipment to recipients designated by CalOps.
- o Ensure packaging includes necessary setup instructions and any additional materials.
- 15.2. Tracking
 - o Provide shipment tracking information to CalOps.

16. Inventory Management

- 16.1. Maintain a detailed inventory of all procured devices in a centralized system.
- 16.2. Track device locations, configurations, and status.
- 16.3. Provide an annual inventory report with detailed information for all devices.

17. Device Retrieval

- 17.1. Facilitate device retrieval as per CalOps' instructions.
- 17.2. Utilize provided shipping labels and packing materials to ensure smooth return logistics.
- 17.3. Update inventory records upon retrieval of devices.

18. Pricing – See Page 10-12 for Detailed breakdown

Task II. Staff IT Services

2. Remote Help Desk Support

- 2.1. User Support & Ticket Management
 - o Ticketing System
 - User requests will be efficiently managed through a robust ticketing system.
 - Tickets will be categorized, prioritized, and assigned appropriately.
 - o User Support
 - Provide responsive support for user-reported issues via email and phone.
 - Offer step-by-step guidance to assist users in resolving basic IT challenges.
 - o Service Level Agreement (SLA): Define and adhere to SLA for ticket resolution times based on issue priority (Critical, High, Medium, Low). Please refer to Standard SLA provided on Page 8.
- 2.2. Problem Diagnosis, Troubleshooting, and Technical Guidance
 - o Problem Analysis: Diagnose root causes of technical issues affecting user systems, applications, and devices.
 - o Troubleshooting
 - Provide step-by-step troubleshooting for hardware, software, and network-related issues.
 - Collaborate with third-party vendors as needed to resolve escalated issues.
 - o Technical Guidance: Offer proactive technical advice to users to optimize the use of IT systems and prevent recurring issues.
- 2.3. System Monitoring
 - o Performance Monitoring: Continuously monitor systems and networks for performance issues, outages, or potential risks.
 - o Proactive Alerts: Configure automated alerts to notify the Help Desk team of critical system events or potential failures.
 - o Preventive Maintenance: Perform regular checks on systems and devices to mitigate risks.
 - o Incident Management: Respond to system monitoring alerts by initiating appropriate remediation steps, including escalation for major incidents.



3. Security and Compliance

- 3.1. Policy Alignment
 - o Work with CalOps to review and align cybersecurity measures with applicable regulations, standards, and best practices.
 - o Cybersecurity Compliance Assessment – Detailed Reporting
- 3.2. Access Control and Data Security
 - o Review access controls to ensure staff and students have appropriate access levels based on their roles.
 - o Deploy the following Cybersecurity Solutions to all staff
- 3.2..1. Endpoint Protection (Enterprise Solution)
 - 3.2..1.1. XDR/MDR
 - 3.2..1.2. Nextgen Anti-Virus
- 3.2..2. Managed SOC – Security Operation Center
- 3.2..3. Cybersecurity Awareness Training
- 3.2..4. Cybersecurity Phishing Simulation
- 3.2..5. Email Protection
 - 3.2..5.1. SPAM Filtering
 - 3.2..5.2. Data Loss Prevention
 - 3.2..5.3. Mass Data Protection

4. Customized IT Support

- 4.1. Peripheral Support for Cameras, Printers, and Microphones
 - o Initial Assessment and Inventory
 - Assess existing peripheral devices.
 - Create and maintain an inventory of all supported devices.
 - o Installation and Configuration
 - Install and configure new and existing devices per CalOps’ requirements.
 - Ensure proper integration with systems and applications.
 - o Ongoing Maintenance
 - Provide routine maintenance, updates, and troubleshooting for supported peripherals.
- 4.2. Dedicated Phone Number for Support
 - o Establish a dedicated phone line to ensure direct access to technical support.
 - o Provide multi-channel support through email, chat, and phone for comprehensive accessibility.
 - o Ensure the phone line is monitored during specified hours with after-hours support available for emergencies.
- 4.3. Dedicated Escalation Engineer
 - o Assign a dedicated escalation engineer to handle high-priority issues and complex technical challenges.
 - o Define escalation protocols to ensure rapid response and resolution for critical incidents.
 - o Conduct regular review meetings with the escalation engineer to discuss recurring issues and potential long-term solutions.
- 4.4. Customized Helpdesk Workflow
 - o Design and Implementation
 - Review current process and work with CalOps to streamline support tickets and tailor the process for CalOps’ specific needs.
 - Include ticket prioritization, categorization, and escalation process.

- Training: Train CalOps staff on using the Help Desk system features to report and track issues effectively.
- Reporting and Analytics: Implement regular reporting to track Help Desk performance, ticket resolution times, and user satisfaction.
- 4.5. Coordination of Facility IT Needs
 - Cabling and Infrastructure
 - Plan and execute structured cabling projects for offices and conference rooms.
 - Ensure proper labeling and documentation of network connections.
 - Internet Upgrade
 - Coordinate with internet service provider(s) to upgrade internet services, to manage downtime and ensure minimal disruption.
 - Conference Room Setup
 - Design and implement conference room setups, including AV equipment, network connectivity, and peripheral integration.
 - Management of Zoom Accounts and Licenses
 - New Employment Onboarding – customize experience to their needs.
- 4.6. New Employee Onboarding
 - Account Setup: Create user accounts for email and required systems with appropriate permissions.
 - Hardware Deployment: Configure and provide hardware with required software pre-installed.
 - Access Provisioning: Set up access to shared drives, applications, and collaboration tools with secure access and follow up to address issues and questions.

5. Hardware & Software Support

- 5.1. Hardware Support
 - Installation and Configuration: Install and configure hardware devices, including computers, peripherals, and networking equipment.
 - Maintenance and Upgrades: Perform routine maintenance (updates and optimizations).
 - Diagnostics and Repair: Diagnose hardware issues and provide repair or coordinate replacement services.
 - Inventory Management: Maintain an updated inventory of all hardware assets including tracking lifecycle and warranty status.
 - End-of-Life Management: Decommission and responsibly dispose of or recycle outdated hardware.
- 5.2. Software Support
 - Installation and Updates
 - Install and configure software applications, ensuring compatibility with existing systems.
 - Apply updates, patches, and upgrades to maintain software security and functionality.
 - Licensing and Compliance
 - Manage software licenses to ensure compliance with vendor agreements.
 - Monitor license usage and provide recommendations for renewals or adjustments.
 - Troubleshooting and Issue Resolution: Diagnose and resolve software-related issues and provide guidance on optimizing software for enhanced performance.
 - Proactive Monitoring and Alerts
 - Monitor hardware and software performance using automated tools.

- Respond to alerts indicating potential hardware failures or software vulnerabilities.
- Incident Management
 - Provide rapid response to hardware and software incidents, including remote or on-site support as needed.
 - Escalate unresolved issues to specialized teams or third-party vendors for further assistance.
- Pricing – Please see page for detailed breakdown

<u>STRATEGIC IT ADVISORS</u>	<u>REMOTE TACTICAL TEAM SUPPORT</u>	<u>PROACTIVE/CYBER SECURITY SERVICES</u>
✓ Dedicated Manager / Technical Advisor	✓ Unlimited Concierge Helpdesk Support	✓ Security Patch Updates, Network Monitoring & Management
✓ Concierge Hardware & Software Procurement Services	✓ Complete Management of Servers & Workstations	✓ Proactive System & Network Alerts
✓ Complimentary Security Assessment & Review	✓ Employee Onboarding / Offboarding	✓ Managed Endpoint Detection & Response (EDR)
		✓ Enhanced Email Security / Spam Filtering

IT Services Delivery Model

Our proposed staffing plan includes a tactical team of technicians who will serve CalOps through a hybrid model of remote technical support and on-site support to effectively deliver a combination of services as detailed in our Scope of Work. With our unique experience in the IT industry, we specialize in providing tailored solutions that meet the needs of charter schools like CalOps.

We believe our approach will ensure a successful partnership that will support your specific IT needs and an estimated 400 users and devices. Our delivery team will provide responsive on-site support together with proactive remote support as summarized below.

I. Unlimited Remote Help Desk Support

Our Help Desk services are provided as an around-the-clock commitment ensuring that competent IT Support Technicians are available to field all calls, emails, and requests for service to support your specific requirements. Our cloud-based online support portal allows users to submit support tickets from their PC desktops, laptops, or mobile phones. Users can also access IT support by calling a direct telephone number to speak directly with an IT team member.

II. Remote Monitoring & Management

We will proactively monitor your network using our Remote Monitoring and Management (RMM) tool which supports minimizing downtime and efficiency through automation. RMM software enables our remote team of technicians to effectively maintain your networks, servers, desktops, and mobile devices.

The system will automatically notify the IT team in the event of a system outage or other anomaly. With insight into your network, our team can make updates and proactively stay ahead of issues. When problems arise, our team can resolve issues remotely. Our team is trained to monitor and identify issues early prior to a system outage or failure to ensure maximum up time.

III. On-Site Technical Support (As Needed)

Our technicians are experienced problem solvers who will provide responsive on-site support on an as-needed basis and will ensure forward-thinking solutions to issues or requests requiring an elevated level of support.

Our technicians will:

- 1) Possess excellent customer service skills and the ability to work effectively with a variety of people.
- 2) Abide by all CalOps’s work policies and health protocols when present in facilities.

IT Hourly Rate Schedule

IT CLASSIFICATION	HOURLY RATE (\$) ON-SITE	IT CLASSIFICATION	HOURLY RATE (\$) ON-SITE
Project Manager	215	Senior Systems Engineer	165
Programmer/Developer	200	Systems Engineer	160
Senior Network Engineer	190	Senior Systems Analyst	150
Network Engineer	155	Systems Analyst II	145
Senior Business Analyst	180	Systems Analyst I	140
Business Analyst II	150	Senior IT Technician	130
Business Analyst I	135	IT Technician II	125
		IT Technician I	120

Service Level Agreement

Soft MSP is positioned to support CalOps’ technical environment with agility and will adapt to your specific service needs and expectations. We will consult with you to tailor a Service Level Agreement (SLA) that ensures our service delivery consistently meets or exceeds your response-time expectations. Our response times during regular business hours are one to two (1-2) hours for Low Priority issues, one (1) hour for Medium Priority issues, and 15 to 30 minutes for High Priority issues.

Summarized below are the key elements of our standard SLA which will be customized for CalOps:

- One-reach local phone number and email address for emergency support.
- 24/7/365 support (option)
- Respond to emergency outages within 15 to 30 minutes during regular hours.
- Respond to emergency outages within 30 minutes during non-business hours.
- In case of an emergency, be on site within two hours.
- Provide unlimited technical phone support.
- Trouble Tickets will be acknowledged within 30 minutes during regular business hours.
- Standby support, with a maximum response time of 30 minutes outside regular work hours.

Our baseline SLA terms are structured to exceed your expectations, as illustrated below. We are committed to providing service excellence and will work with you to develop detailed metrics and specified response times to ensure we meet or exceed your SLA expectations.



Pricing – Details

YEAR 1 – May 1st 2025 to April 30th 2026

Student Hardware			
Equipment	Qty	Cost	Total Cost
Chromebooks, Chromebook OS		\$ 539.00	\$
Staff Hardware			
PC, Monitor, Docking Station, Cables, Mouse, Keyboard, Webcam		\$ 1,859.00	\$
SPED Devices			
iPad, iPad cases, Webcam, MS Surface, Headsets, Printer, Printer Ink, Paper	12	\$ 1,815.00	\$ 21,780.00
Total Hardware Cost			\$ 21,780.00
Cybersecurity			
Solution	Qty	Cost	Total (Yearly Cost)
MDR + SOC	500	\$ 4.82	\$ 28,920.00
Cyber Security Training and Phishing Simulation	500	\$ 2.00	\$ 12,000.00
SPAM Email Filtering	500	\$ 4.00	\$ 24,000.00
Content Filtering (students)	10000	\$ 0.52	\$ 62,004.00
Itopia	30	\$ 100	\$ \$3,000
Total Cybersecurity Cost			\$ 129,924.00
Inventory Management			
Empty Boxes, Shipments, Chargers, Asset tags, Stickers, Device retrieval, Inventory Update, Repairs			\$ 274,310
Total Cost			\$ 274,310.00
Tier 1 Support - Students			
	Qty	Cost (Yearly)	Yearly Cost
Cradle to Grave Support	12000	\$ 13.00	\$ 1,872,000.00
Provisioning Chromebooks		\$	\$
Total Cost			\$ 1,872,000.00
IT Support - Staff			
	Qty	Cost (Yearly)	Yearly Cost
Cradle to Grave Support	500	\$ 80.00	\$ 480,000.00
Imaging, Shipment, Packaging		\$ 500.00	\$
Total Cost			\$ 480,000.00
Total Cost for Year 1			\$ 2,778,014.00
Monthly Breakdown			\$ 231,501.00

Pricing – Details

YEAR 2 – May 1st 2026 to April 30th 2027

Student Hardware			
Equipment	Qty	Cost	Total Cost
Chromebook, Chromebook OS		\$ 539.00	\$
Staff Hardware			
PC, Monitor, Docking Station, Cables, Mouse, Keyboard, Webcam		\$ 1,859.00	\$
SPED Devices			
iPad, iPad cases, Webcam, MS Surface, Headsets, Printer, Printer Ink, Paper	12	\$ 1,815.00	\$ 21,780.00
Total Hardware Cost			\$ 21,780.00
Cybersecurity			
Solution	Qty	Cost	Total (Yearly Cost)
MDR + SOC	500	\$ 4.82	\$ 28,920.00
Cyber Security Training and Phishing Simulation	500	\$ 2.00	\$ 12,000.00
SPAM Email Filtering	500	\$ 4.00	\$ 24,000.00
Content Filtering (students)	10000	\$ 0.52	\$ 62,004.00
Itopia	30	\$ 100	\$ 3,000
Total Cybersecurity Cost			\$ 129,924.00
Inventory Management			
Empty Boxes, Shipments, Chargers, Asset tags, Stickers, Device retrieval, Inventory Update, Repairs			\$ 274,310.00
Total Cost			\$ 274,310.00
Tier 1 Support - Students			
	Qty	Cost (Yearly)	Yearly Cost
Cradle to Grave Support	12000	\$ 13.00	\$ 1,872,000.00
Provisioning Chromebooks		\$	\$
Total Cost			\$ 1,872,000.00
IT Support - Staff			
	Qty	Cost (Yearly)	Yearly Cost
Cradle to Grave Support	500	\$ 80.00	\$ 480,000.00
Imaging, Shipment, Packaging		\$ 500.00	\$
Total Cost			\$ 480,000.00
Total Cost for Year 1			\$ 2,778,014.00
Monthly Breakdown			\$ 231,501.00

Pricing – Details

YEAR 3 - May 1st, 2027, to April 30th 2028

Student Hardware			
Equipment	Qty	Cost	Total Cost
Chromebook, Chromebook OS		\$ 539.00	\$
Staff Hardware			
PC, Monitor, Docking Station, Cables, Mouse, Keyboard, Webcam		\$ 1,859.00	\$
SPED Devices			
iPad, iPad cases, Webcam, MS Surface, Headsets, Printer, Printer Ink, Paper	12	\$ 1,815.00	\$ 21,780.00
Total Hardware Cost			\$ 21,780.00
Cybersecurity			
Solution	Qty	Cost	Total (Yearly Cost)
MDR + SOC	500	\$ 4.82	\$ 28,920.00
Cyber Security Training and Phishing Simulation	500	\$ 2.00	\$ 12,000.00
SPAM Email Filtering	500	\$ 4.00	\$ 24,000.00
Content Filtering (students)	10000	\$ 0.52	\$ 62,004.00
Itopia	30	\$ 100	\$ 3,000
Total Cybersecurity Cost			\$ 129,924.00
Inventory Management			
Empty Boxes, Shipments, Chargers, Asset tags, Stickers, Device retrieval, Inventory Update, Repairs			\$ 274,310.00
Total Cost			\$ 274,310.00
Tier 1 Support - Students			
	Qty	Cost (Yearly)	Yearly Cost
Cradle to Grave Support	12000	\$ 13.00	\$ 1,872,000.00
Provisioning Chromebooks		\$	\$
Total Cost			\$ 1,872,000.00
IT Support - Staff			
	Qty	Cost (Yearly)	Yearly Cost
Cradle to Grave Support	500	\$ 80.00	\$ 480,000.00
Imaging, Shipment, Packaging		\$ 500.00	\$
Total Cost			\$ 480,000.00
Total Cost for Year 1			\$ 2,778,014.00
Monthly Breakdown			\$ 231,501.00

Commencement Date

This Agreement shall commence and become effective as of May 1st, 2025 (the "Effective Date") and shall remain in full force and effect in accordance with the terms and conditions set forth herein. First invoice will be issued to CalOPS on May 1st, 2025. SoftMSP will bill CalOPS for the remaining month of April accordance to pro-rated cost. Final invoice per pervious contract will be issued on April 30th, 2025.

Any future expansion of CalOPS shall be discussed in details and new amendment will be agreed upon.

Terms and Conditions

1. Definitions

For the purposes of this Agreement, the following terms shall have the meanings set forth below:

- **"Agreement"** refers to this legally binding contract, including all schedules, exhibits, and appendices attached hereto.
- **"Party" or "Parties"** means the entities entering into this Agreement, individually and collectively.
- **"Effective Date"** means May 1, 2025, the date upon which this Agreement shall commence.

2. Scope of Services

The Parties agree to perform their respective obligations as outlined in this Agreement. Each Party shall execute its duties in a professional and workmanlike manner, consistent with applicable industry standards.

3. Term and Termination

a. This Agreement shall commence on the Effective Date and shall continue in effect until terminated in accordance with the provisions herein.

b. Either Party may terminate this Agreement without cause by providing the other Party with no less than ninety (90) calendar days' prior written notice of termination. Such notice shall specify the effective date of termination and shall be delivered in accordance with the notice provisions set forth in this Agreement. Termination pursuant to this Section shall not relieve either Party of any obligations incurred prior to the effective date of termination, including, but not limited to, payment for services rendered or goods delivered.

4. Payment Terms

Unless otherwise specified, all payments due under this Agreement shall be made within thirty (30) days of receipt of a valid invoice.

5. Confidentiality

Each Party agrees to maintain in strict confidence all non-public, proprietary, or confidential information disclosed in connection with this Agreement and to use such information solely for the performance of its obligations hereunder.

6. Intellectual Property

Unless otherwise agreed in writing, all intellectual property created solely by one Party in connection with the performance of this Agreement shall remain the sole and exclusive property of that Party.

7. Indemnification

Each Party shall indemnify, defend, and hold harmless the other Party and its officers, directors, employees, and agents from and against any and all claims, liabilities, losses, damages, and expenses arising out of or related to the indemnifying Party's breach of this Agreement, negligence, or willful misconduct.

8. Limitation of Liability

In no event shall either Party be liable to the other for any indirect, incidental, consequential, special, or punitive damages, including loss of profits or business interruption, arising out of or in connection with this Agreement, even if advised of the possibility of such damages.

9. Entire Agreement

This Agreement constitutes the entire agreement between the Parties with respect to the subject matter hereof and supersedes all prior and contemporaneous understandings, agreements, representations, and warranties, whether written or oral.

10. Amendments and Waivers


Limited modification, amendment, or waiver of any provision of this Agreement shall be effective unless in writing and signed by both Parties.

11. Severability

If any provision of this Agreement is found to be invalid, illegal, or unenforceable, the remaining provisions shall remain in full force and effect.

IN WITNESS WHEREOF, the parties hereto have executed this Agreement as of the Effective Date.

California Online Public Schools

Signature:


 Name: Richard Savage
 Title: Superintendent
 Date: 4/8/2025

SoftMSP LLC.

Signed by:
Signature: Sangar Safi
6404329AD84748C...

Name: Sangar Safi

Title: CEO

Date: 4/8/2025

2024-2025

PAYMENT REQUEST

Payment Request Number: 2024- 25 - 134

CHECK NUMBER _____
 (FOR OFFICE USE ONLY)

Date: 05/20/2025

Date Needed (Optional): _____

Invoice Number: May-2025

Vendor/Payable To: Metlife

Address: Dept LA 21296

City: Pasadena

State: CA

Zip: 91185-1296

Date Delivered or Mailed:

Method of Payment (circle one):

Credit Card Check Money Order Cashier's Check ACH OTHER:



California Online Public Schools
California Online Public Schools
dba California Connections Academy Southern California
 33272 Valle Road, San Juan Capistrano, CA 92675
 (949) 467-1667 Phone (949) 240-7895 Fax

Description	Item Number (when applicable)	Cost (1)	Qty (2)	Total Cost (1) x (2)
Benefits-MetLife 05-2025	-	76,166.06	1	\$ 76,166.06
*See Invoice /Billing Summary				\$ -
				\$ -
				\$ -
				\$ -
				\$ -
				\$ -
Order Total:				\$ 76,166.06

Approvals

DocuSigned by:
 Britnie Anderson

Signed by: 142147D
 Requestor (Signature):
 Richie Romero

DocuSigned by: 9191
 Administrator (Signature or Email Approval)

DocuSigned by: 63EF060EE68A47E
 Audited By (Signature)

Date 05/20/2025

Date 05/20/2025


Date 05/20/2025

Date

DocuSign Envelope ID: F35C8EC1-D4C7-42F7-B3EC-5E2306B0619C

California Online Public Schools
538834

Coverage	Total
ACCIDENT	\$3,374.58
ACCIDENT	\$0.00
HOSPITAL	\$2,267.81
HOSPITAL	\$0.00
CRITICAL ILLNESS	\$3,083.10
METLIFE LEGAL PLANS	\$6,066.71
BASIC LIFE	\$7,466.12
DHMO-CA	\$2,666.14
DHMO-TX	\$0.00
DENTAL	\$27,531.32
DEPENDENT AD&D	\$0.00
DEPENDENT LIFE	\$0.00
LONG TERM DISABILITY	\$7,972.98
OPTIONAL AD&D	\$316.80
OPTIONAL LIFE	\$3,203.50
PERSONAL AD&D	\$1,382.86
SHORT TERM DISABILITY	\$2,081.22
VISION	\$6,466.83
IFP	\$4,588.50
Total amount due	\$78,166.08



SAP Billing Instructions

1. Enter/Validate your customer name and number
2. Select the Month and Year for the month you are completing the bill amount for
3. Validate the Experience number and Billing branch for each coverage, if incorrect notify your Financial Consultant Anna Massaro at Anna.Massaro@metlifeservice.com
4. For each coverage listed enter
 - a. The total count of employee lives enrolled in the product
 - b. The total monthly premium being paid to MetLife for the product
 - c. The total Coverage volume covered for the month for the product (if applicable)
5. Save the file with customer name, number and billing month
6. Email the completed monthly bill to your MetLife Financial Consultant Anna Massaro at Anna.Massaro@metlifeservice.com
7. Submit your payment via wire transfer or check to MetLife

ACH wire transmission - If paying by wire, please send MetLife your invoice by email to your Financial Consultant and include the information in the subject line: 'Wire Transfer Information - California Online Public Schools #5388834'

Bank: JP Morgan Chase Bank, New York, NY
 Acct title: Metropolitan Life Insurance Company
 Acct. #: 002-2-430680
 ABA #: 021000021
 Reference: California Online Public Schools, 5388834

Physical check - payment should be submitted to the payment address, along with a copy of the invoice to enable MetLife to identify and apply your payment in a timely manner. **Please ensure that you include your group customer number on the front of the check to allow for quick and efficient payment posting.**

Los Angeles:
 MetLife
 Dept LA 21296
 Pasadena, CA 91185-1296



TRANSFER SUMMARY

Premium and Claims Funding for the Month of May 2025

Report Run Date: 05/13/2025

Group: 00653639 CALIFORNIA ONLINE PUBLIC SCHOOLS

<u>Claims Funding and Adjustments(1)</u>	
<u>Claims Funding</u>	
Current Month Claims Funding	\$150,676.15
Retroactive Adjustment Claims Funding	\$0.00
Total Claims Funding Amount Due	\$150,676.15
<u>Adjustments to Transfer Account</u>	
Terminal Claims Funding	\$150,676.15
Total Adjustments to Transfer Amount Due	\$150,676.15
Total Claims Funding and Adjustments	\$301,352.30
<u>Scheduled Transfer</u>	
Total Premium Transfer Scheduled(2)	\$135,167.46
Total Claims Funding and Adjustments Transfer Scheduled	\$301,352.30
Total Transfer(3)	\$436,519.76

(1) Amounts shown are based on transfers made to group level bank account.

(2) The transfer amount is based upon the Total Amount Due for each subgroup as credit balances on one subgroup are not used to offset premium due on another subgroup.

(3) Cigna will initiate a transfer from your account on May 20, 2025 or the next business day. Your contract requires that the full amount be available for transfer on the transfer date. Failure to fund your account may result in contract termination. Transfer detail information can be viewed in the Client Resources Website. If you have any questions please call 1-866-866-6622.



INVOICE STATEMENT BY GROUP

Premium and/or Fee Billing for the Month of May

Bill Start Date: 05/01/2025

Bill End Date: 05/31/2025

Group: 00653639 CALIFORNIA ONLINE PUBLIC SCHOOLS

Balance Forward from Previous Statement:	\$135,750.19
(1) Payments Received:	(\$135,750.19)
Discretionary Billing:	\$0.00
Retroactive Adjustment Premium and/or Fees:	\$0.00
Current Month Premium and/or Fees:	\$135,167.46
(2) Total Amount Due:	\$135,167.46

*** Cigna will initiate a transfer in the amount of \$135,167.46 from your account on May 20, 2025 or the next business day. The transfer amount is based upon the Total Amount Due for each subgroup as credit balances on one subgroup are not used to offset premium due on another subgroup. Your contract requires that the full amount be available for transfer on the transfer date. Failure to fund your account may result in contract termination. Transfer detail information can be viewed on the Cigna for Employers site.

Note: To view the discretionary billing item description, the statement needs to be pulled at the Subgroup Report Level.

If you have any questions please call 1-866-866-6622.

(1) Payments Received amount includes all payments and adjustments to account.

(2) Total Amount Due includes (i) the insurance premium and other Cigna charges, plus (ii) fees you have agreed to pay your benefit advisor, if applicable, which are not part of the premium or other Cigna charges.

INVOICE

SoftMSP, LLC
27051 Towne Centre Dr
Ste 120
Lake Forest, CA 92610-2819

ssafi@softmsp.com
+1 (909) 645-5064



Bill to
California Online Public Schools

Invoice details

Invoice no.: 1029
Terms: Net 30
Invoice date: 05/01/2025
Due date: 05/31/2025

P.O. No.: Monthly Shipping & Reclamation

#	Product or service	Description	Qty	Rate	Amount
1.	Services	April Reclamation Cost	340	\$24.00	\$8,160.00
2.	Services	April Shipping Cost	701	\$14.00	\$9,814.00
3.	Expense Reimbursements	Empty Boxes	400	\$20.36	\$8,144.00
4.	Expense Reimbursements	Chargers	200	\$10.25	\$2,050.00
5.	Services	Chromebook Repairs	55	\$110.00	\$6,050.00

Total **\$34,218.00**

Ways to pay

BANK

[View and pay](#)



California Online Public Schools

PURCHASE REQUISITION FORM

(THIS IS NOT A PURCHASE ORDER)

Intent / Usage/ Notes of Purchase:

April Chromebook Services - additional charges for boxes/shipping/extra chargers

Name of Requestor: Sheryl Mosso	Today's Date: 5/7/2025	SCHOOL YEAR INTENDED FOR: 2024/2025
Department/ Grade Level: Technology	School Region: NA	Date Needed By: NA
Vendor Name: SoftMSP, LLC	Vendor Contact Name: Sangar Safi	Vendor Email: ssafi@softmsp.com
Vendor Address: 27051 Towne Centre Dr Ste 120, Lake Forest, CA 92610		

Item of Purchase: (add item link, if necessary)	Quantity:	Price:	Notes/ Description:
Chromebook Services - April Reclamation Cost	340 x \$24	\$8,160	
Chromebook Services - April Shipping Cost	701 x \$14	\$9,814	
Chromebook Expenses - Empty Boxes	400 x \$20.36	\$8,144	
Chromebook Expenses - Extra Chargers	200 x \$10.25	\$2,050	
Total:		\$28,168	

Requestor Name: Sheryl Mosso	Requestor Signature: 	Date: 05/07/2025
SPuDs Name: Steve Ford	SPuDs Signature: 	Date: 05/09/2025

FOR FINANCE DEPARTMENT USE ONLY		
Finance Designee Name (for budget review): Lachelle Carter	Finance Designee Approval Signature: 	Date: 05/20/2025
Method of Payment:	<input type="checkbox"/> Credit Card <input type="checkbox"/> Check <input type="checkbox"/> ACH <input type="checkbox"/> Purchase Order <input type="checkbox"/> Other:	
Purchase Order #:	Requisition #:	PO# Date Issued:



California Online Public Schools

Purchase Requisition and Approval Process

1. A purchase requisition must be submitted for all required products or services before any purchase can be made.
2. The requestor completes the purchase requisition and submits it for approval. An invoice or quote must be attached to the requisition at the time of submission.
3. The requisition goes through an escalating approval flow, starting with the requestor's grade-level principal, director, or superintendent (SPuDs). They have the option to approve, deny, or request additional verification.
4. If one of the SPuDs approves the requisition, it must be emailed to finance@californiaops.org for further budget approval.
5. The purchase request undergoes budget review and policy checks to ensure compliance.
6. Once the requisition is approved by finance, either:
 - a. The request is processed for payment, and a finance representative will place the order, or
 - b. A purchase order is initiated and sent to the vendor for acceptance and fulfillment.



California Online Public Schools

PURCHASE REQUISITION FORM **THIS IS NOT A PURCHASE ORDER**

Name of Requestor: Sheryl Mosso	Today's Date: 4/30/25	Date Needed By: Vendor will send invoice
Department/ Grade Level: Technology	School Region: N/A	
Vendor Name: SoftMSP	Vendor Contact Name: Lisa Lyle	Vendor Email: llyle@softmsp.com
Vendor Address: 27051 Towne Centre Dr Ste 120, Lake Forest, CA 92610		

Intent / Usage/ Notes of Purchase:

Chromebook repairs not covered by insurance for 24/25 devices through 4/30

Item of Purchase: <i>(add item link, if necessary)</i>	Quantity:	Price:	Notes/ Description:
Chromebook device repairs	55	\$110	
Total:		\$6050	

Requestor Name: Sheryl Mosso **Requestor Signature:** Sheryl Mosso **Date:** 04/30/2025

SPuDs Name: Steve Ford **SPuDs Signature:** Steve Ford **Date:** 05/01/2025

FOR FINANCE DEPARTMENT USE ONLY

Finance Designee Approval (for budget review): [Signature] **Date:** 05/01/2025

Method of Payment: Credit Card Check ACH Purchase Order Other:

PO#: _____ **PO# Date Issued:** _____ **Requisition #:** _____



California Online Public Schools

Purchase Requisition and Approval Process

1. A purchase requisition must be submitted for all required products or services before any purchase can be made.
2. The requestor completes the purchase requisition and submits it for approval.
3. The requisition goes through an escalating approval flow, starting with the requestor's grade-level principal, director, or superintendent (SPuDs). They have the option to approve, deny, or request additional verification.
4. If one of the SPuDs approves the requisition, it must be emailed to finance@californiaops.org for further budget approval.
5. The purchase request undergoes budget review and policy checks to ensure compliance.
6. Once the requisition is approved by finance, either:
 - a. The request is processed for payment, and a finance representative will place the order, or
 - b. A purchase order is initiated and sent to the vendor for acceptance and fulfillment.

BILLING INVOICE

Invoice #	3622	Bill To:	California Online Public School
Invoice Date:	3/31/25		Attn: La Chelle Carter
Name:	El Paseo Children's Center Inc		
Mailing Address	74076 El Paseo Drive, Suite A2B Palm Desert, CA 92260		lacarter@calca.connectionsacademy.org SPED-Finance@californiaops.org
Telephone	760-342-4900		abatini@calca.connectionsacademy.org

SoCal

Provider	Invoice #	Region	Student	Service Type	Service Date	Actual Service Time	Billable Service in Hours	Hourly Fee	Amount Due for Service	Miles Traveled	Miles Traveled x .70
Adriana Covarrubias	3622	SoCal		OT Services	3/8/25	0.50	1	110	\$110.00		\$0.00
Adriana Covarrubias	3622	SoCal		OT Services	3/13/25	0.50	1	110	\$110.00		\$0.00
Adriana Covarrubias	3622	SoCal		OT Services	3/20/25	0.50	1	110	\$110.00		\$0.00
Adriana Covarrubias	3622	SoCal		OT Services	3/27/25	0.50	1	110	\$110.00		\$0.00
Adriana Covarrubias	3622	SoCal		OT Services	3/5/25	0.50	1	110	\$110.00		\$0.00
Adriana Covarrubias	3622	SoCal		OT Services	3/12/25	0.50	1	110	\$110.00		\$0.00
Adriana Covarrubias	3622	SoCal		OT Services	3/19/25	0.50	1	110	\$110.00		\$0.00
Adriana Covarrubias	3622	SoCal		OT Services	3/26/25	0.50	1	110	\$110.00		\$0.00
Adriana Covarrubias	3622	SoCal		OT Services	3/14/25	0.50	1	110	\$110.00		\$0.00
Adriana Covarrubias	3622	SoCal		OT Services	3/12/25	0.42	1	110	\$110.00		\$0.00
Adriana Covarrubias	3622	SoCal		OT Services	3/19/25	0.42	1	110	\$110.00		\$0.00
Adriana Covarrubias	3622	SoCal		OT Services	3/27/25	0.42	1	110	\$110.00		\$0.00
Adriana Covarrubias	3622	SoCal		OT Services	3/5/25	0.42	0.5	110	\$55.00		\$0.00
Adriana Covarrubias	3622	SoCal		OT Services	3/6/25	0.42	1	110	\$110.00		\$0.00
Adriana Covarrubias	3622	SoCal		OT Services	3/13/25	0.42	1	110	\$110.00		\$0.00
Adriana Covarrubias	3622	SoCal		OT Services	3/20/25	0.42	1	110	\$110.00		\$0.00
Adriana Covarrubias	3622	SoCal		OT Services	3/27/25	0.42	1	110	\$110.00		\$0.00
Adriana Covarrubias	3622	SoCal		OT Services	3/6/25	0.50	1	110	\$110.00		\$0.00
Adriana Covarrubias	3622	SoCal		OT Services	3/21/25	0.50	1	110	\$110.00		\$0.00
Adriana Covarrubias	3622	SoCal		OT Services	3/13/25	0.50	1	110	\$110.00		\$0.00
Adriana Covarrubias	3622	SoCal		OT Services	3/24/25	0.50	1	110	\$110.00		\$0.00
Adriana Covarrubias	3622	SoCal		OT Services	3/3/25	0.50	0.5	110	\$55.00		\$0.00
Adriana Covarrubias	3622	SoCal		OT Services	3/10/25	0.50	0.5	110	\$55.00		\$0.00
Adriana Covarrubias	3622	SoCal		OT Services	3/17/25	0.50	0.5	110	\$55.00		\$0.00
Adriana Covarrubias	3622	SoCal		OT Services	3/31/25	0.50	0.5	110	\$55.00		\$0.00
Adriana Covarrubias	3622	SoCal		IEP Meeting	3/13/25	0.50	0.5	100	\$50.00		\$0.00
Adriana Covarrubias	3622	SoCal		IEP Meeting	3/28/25	1.00	1	100	\$100.00		\$0.00
Adriana Covarrubias	3622	SoCal		IEP Meeting	3/14/25	1.25	1.25	100	\$125.00		\$0.00
Adriana Covarrubias	3622	SoCal		IEP Meeting	3/25/25	1.00	1	100	\$100.00		\$0.00
Aileen Cuevas	3622	SoCal		510	3/17/25	1.00	1	100	\$100.00		\$0.00
Aileen Cuevas	3622	SoCal		510	3/24/25	1.00	0.5	100	\$50.00		\$0.00
Aileen Cuevas	3622	SoCal		510	3/31/25	1.00	1	100	\$100.00		\$0.00
Aileen Cuevas	3622	SoCal		510	3/3/25	1.00	1	100	\$100.00		\$0.00
Aileen Cuevas	3622	SoCal		510	3/10/25	1.00	1	100	\$100.00		\$0.00
Aileen Cuevas	3622	SoCal		510	3/14/25	1.00	0.5	100	\$50.00		\$0.00
Aileen Cuevas	3622	SoCal		510	3/28/25	1.00	0.5	100	\$50.00		\$0.00
Aileen Cuevas	3622	SoCal		510	3/4/25	0.50	1	100	\$100.00		\$0.00
Aileen Cuevas	3622	SoCal		IEP Meeting	3/5/25	1.00	1	100	\$100.00		\$0.00
Albert Lkvin	3622	SoCal		IEP Meeting	3/6/25	1.00	1	100	\$100.00		\$0.00
Albert Lkvin	3622	SoCal		IEP Meeting	3/25/25	1.00	1	100	\$100.00		\$0.00
Albert Lkvin	3622	SoCal		IEP Meeting	3/28/25	1.00	1	100	\$100.00		\$0.00
Alejandra Anoncal	3622	SoCal		IEP Meeting	3/10/25	1.00	1	100	\$100.00		\$0.00
Alejandra Anoncal	3622	SoCal		IEP Meeting	3/24/25	1.00	1	100	\$100.00		\$0.00
Alejandra Anoncal	3622	SoCal		IEP Meeting	3/25/25	1.00	1	100	\$100.00		\$0.00
Alicia Paoletta	3622	SoCal		Ed Psych Assessment	2/8/25	n/a	n/a	n/a	\$1,950.00	22.00	\$15.40
Alicia Paoletta	3622	SoCal		Ed Psych Assessment	3/9/25	n/a	n/a	n/a	\$1,950.00	5.00	\$3.50
Alicia Paoletta	3622	SoCal		Ed Psych Assessment	3/12/25	n/a	n/a	n/a	\$1,950.00	34.00	\$23.80
Alyssa Condon	3622	SoCal		Ed Psych Assessment	1/31/25	n/a	n/a	n/a	\$1,950.00	84.00	\$58.80
Alyssa Condon	3622	SoCal		Ed Psych Assessment	2/17/25	n/a	n/a	n/a	\$1,950.00	94.00	\$65.80
Alyssa Condon	3622	SoCal		Ed Psych Assessment	2/21/25	n/a	n/a	n/a	\$1,950.00	86.00	\$61.60
Alyssa Guerrero	3622	SoCal		OT Assessment	3/25/25	10.50	10.5	110	\$1,155.00		\$0.00
Alyssa Guerrero	3622	SoCal		Review of Records	3/14/25	n/a	n/a	n/a	\$750.00		\$0.00
Alyssa Guerrero	3622	SoCal		IEP Meeting	3/31/25	1.00	1	100	\$100.00		\$0.00
Alyssa Guerrero	3622	SoCal		IEP Meeting	3/3/25	1.50	1.5	100	\$150.00		\$0.00
Alyssa Guerrero	3622	SoCal		IEP Meeting	3/12/25	1.50	1.5	100	\$150.00		\$0.00
Alyssa Guerrero	3622	SoCal		IEP Meeting	3/31/25	1.50	1.5	100	\$150.00		\$0.00
Amy Couch	3622	SoCal		Ed Psych Assessment	3/17/25	n/a	n/a	n/a	\$1,950.00	16.00	\$11.20
Amy Couch	3622	SoCal		Ed Psych Assessment	3/17/25	n/a	n/a	n/a	\$1,950.00	126.00	\$88.20
Ana Do	3622	SoCal		IEP Meeting	3/8/25	1.50	1.5	100	\$150.00		\$0.00
Anamile Norbut	3622	SoCal		D+H Services	3/12/25	0.33	1	110	\$110.00		\$0.00

Anamie Norbut	3622	SoCal		DHH Services	3/12/25	0.50	1	110	\$110.00	\$0.00
Annie Hinojos	3622	SoCal		Review of Records	3/28/25	n/a	n/a	n/a	\$750.00	\$0.00
Ariana Vista	3622	SoCal		OT Services	3/10/25	0.50	1	110	\$110.00	\$0.00
Ariana Vista	3622	SoCal		OT Services	3/24/25	0.50	0.5	110	\$55.00	\$0.00
Ariana Vista	3622	SoCal		OT Services	3/6/25	0.50	1	110	\$110.00	\$0.00
Ariana Vista	3622	SoCal		OT Services	3/13/25	0.50	1	110	\$110.00	\$0.00
Ariana Vista	3622	SoCal		OT Services	3/20/25	0.50	1	110	\$110.00	\$0.00
Ariana Vista	3622	SoCal		OT Services	3/21/25	0.50	1	110	\$110.00	\$0.00
Ariana Vista	3622	SoCal		OT Services	3/3/25	0.50	1	110	\$110.00	\$0.00
Ariana Vista	3622	SoCal		OT Services	3/10/25	0.50	1	110	\$110.00	\$0.00
Ariana Vista	3622	SoCal		OT Services	3/31/25	0.50	1	110	\$110.00	\$0.00
Ariana Vista	3622	SoCal		OT Services	3/6/25	0.50	1	110	\$110.00	\$0.00
Ariana Vista	3622	SoCal		OT Services	3/12/25	0.50	1	110	\$110.00	\$0.00
Ariana Vista	3622	SoCal		OT Services	3/19/25	0.50	1	110	\$110.00	\$0.00
Ariana Vista	3622	SoCal		OT Services	3/25/25	0.50	1	110	\$110.00	\$0.00
Ariana Vista	3622	SoCal		OT Services	3/5/25	0.50	1	110	\$110.00	\$0.00
Ariana Vista	3622	SoCal		OT Services	3/12/25	0.50	1	110	\$110.00	\$0.00
Ariana Vista	3622	SoCal		OT Services	3/26/25	0.50	1	110	\$110.00	\$0.00
Ariana Vista	3622	SoCal		OT Services	3/12/25	0.50	1	110	\$110.00	\$0.00
Ariana Vista	3622	SoCal		OT Services	3/19/25	0.50	1	110	\$110.00	\$0.00
Ariana Vista	3622	SoCal		OT Services	3/26/25	0.50	1	110	\$110.00	\$0.00
Ariana Vista	3622	SoCal		OT Services	3/20/25	0.50	1	110	\$110.00	\$0.00
Ariana Vista	3622	SoCal		OT Services	3/27/25	0.50	1	110	\$110.00	\$0.00
Ariana Vista	3622	SoCal		OT Services	3/4/25	0.50	1	110	\$110.00	\$0.00
Ariana Vista	3622	SoCal		OT Services	3/25/25	0.50	1	110	\$110.00	\$0.00
Ariana Vista	3622	SoCal		OT Services	3/18/25	0.50	1	110	\$110.00	\$0.00
Ariana Vista	3622	SoCal		OT Services	3/19/25	0.50	0.5	110	\$55.00	\$0.00
Ariana Vista	3622	SoCal		OT Services	3/5/25	0.50	0.5	110	\$55.00	\$0.00
Ariana Vista	3622	SoCal		OT Services	3/7/25	0.50	3	110	\$330.00	110.00
Ariana Vista	3622	SoCal		OT Services	3/13/25	0.50	1	110	\$110.00	\$0.00
Ariana Vista	3622	SoCal		OT Services	3/27/25	0.50	0.5	110	\$55.00	\$0.00
Ariene Mar	3622	SoCal		Ed Psych Assessment	3/30/25	n/a	n/a	n/a	\$1,950.00	6.40
Armando Alvarez Rico	3622	SoCal		Speech Assessment	3/4/25	10.50	10.5	110	\$1,155.00	\$0.00
Armando Alvarez Rico	3622	SoCal		Speech Assessment	3/5/25	10.50	10.5	110	\$1,155.00	\$0.00
Armando Alvarez Rico	3622	SoCal		Speech Assessment	3/6/25	10.50	10.5	110	\$1,155.00	\$0.00
Armando Alvarez Rico	3622	SoCal		IEP Meeting	3/6/25	1.50	1.5	100	\$150.00	\$0.00
Armando Alvarez Rico	3622	SoCal		IEP Meeting	3/12/25	1.75	1.75	100	\$175.00	\$0.00
Armando Alvarez Rico	3622	SoCal		IEP Meeting	3/28/25	1.00	1	100	\$100.00	\$0.00
Armando Alvarez Rico	3622	SoCal		IEP Meeting	3/28/25	1.00	1	100	\$100.00	\$0.00
Armando Alvarez Rico	3622	SoCal		IEP Meeting	3/31/25	1.25	1.25	100	\$125.00	\$0.00
Ashton Gullard	3622	SoCal		Speech Services	3/10/25	0.50	1	110	\$110.00	\$0.00
Ashton Gullard	3622	SoCal		Speech Services	3/17/25	0.50	1	110	\$110.00	\$0.00
Ashton Gullard	3622	SoCal		Speech Services	3/24/25	0.50	1	110	\$110.00	\$0.00
Ashton Gullard	3622	SoCal		Speech Services	3/31/25	0.50	1	110	\$110.00	\$0.00
Ashton Gullard	3622	SoCal		Speech Services	3/5/25	0.50	1	110	\$110.00	\$0.00
Ashton Gullard	3622	SoCal		Speech Services	3/12/25	0.50	1	110	\$110.00	\$0.00
Ashton Gullard	3622	SoCal		Speech Services	3/19/25	0.50	1	110	\$110.00	\$0.00
Ashton Gullard	3622	SoCal		Speech Services	3/26/25	0.50	1	110	\$110.00	\$0.00
Ashton Gullard	3622	SoCal		Speech Services	3/11/25	0.50	1	110	\$110.00	\$0.00
Ashton Gullard	3622	SoCal		Speech Services	3/18/25	0.50	1	110	\$110.00	\$0.00
Ashton Gullard	3622	SoCal		Speech Services	3/25/25	0.50	1	110	\$110.00	\$0.00
Ashton Gullard	3622	SoCal		Speech Services	3/5/25	0.50	1	110	\$110.00	\$0.00
Ashton Gullard	3622	SoCal		Speech Services	3/6/25	0.50	1	110	\$110.00	\$0.00
Ashton Gullard	3622	SoCal		Speech Services	3/10/25	0.50	1	110	\$110.00	\$0.00
Ashton Gullard	3622	SoCal		Speech Services	3/12/25	0.50	1	110	\$110.00	\$0.00
Ashton Gullard	3622	SoCal		Speech Services	3/13/25	0.50	1	110	\$110.00	\$0.00
Ashton Gullard	3622	SoCal		Speech Services	3/17/25	0.50	1	110	\$110.00	\$0.00
Ashton Gullard	3622	SoCal		Speech Services	3/19/25	0.50	1	110	\$110.00	\$0.00
Ashton Gullard	3622	SoCal		Speech Services	3/20/25	0.50	1	110	\$110.00	\$0.00
Ashton Gullard	3622	SoCal		Speech Services	3/24/25	0.50	1	110	\$110.00	\$0.00
Ashton Gullard	3622	SoCal		Speech Services	3/26/25	0.50	1	110	\$110.00	\$0.00
Ashton Gullard	3622	SoCal		Speech Services	3/27/25	0.50	1	110	\$110.00	\$0.00
Ashton Gullard	3622	SoCal		Speech Services	3/31/25	0.50	1	110	\$110.00	\$0.00
Ashton Gullard	3622	SoCal		Speech Services	3/10/25	0.50	1	110	\$110.00	\$0.00
Ashton Gullard	3622	SoCal		Speech Services	3/17/25	0.50	1	110	\$110.00	\$0.00
Ashton Gullard	3622	SoCal		Speech Services	3/24/25	0.50	1	110	\$110.00	\$0.00
Ashton Gullard	3622	SoCal		Speech Services	3/31/25	0.50	1	110	\$110.00	\$0.00
Ashton Gullard	3622	SoCal		Speech Services	3/10/25	0.50	1	110	\$110.00	\$0.00
Ashton Gullard	3622	SoCal		Speech Services	3/17/25	0.50	1	110	\$110.00	\$0.00
Ashton Gullard	3622	SoCal		Speech Services	3/24/25	0.50	1	110	\$110.00	\$0.00
Ashton Gullard	3622	SoCal		Speech Services	3/31/25	0.50	1	110	\$110.00	\$0.00

Ashton Gullard	3622	SoCal	Speech Services	3/11/25	0.50	1	110	\$110.00	\$0.00
Ashton Gullard	3622	SoCal	Speech Services	3/18/25	0.50	1	110	\$110.00	\$0.00
Ashton Gullard	3622	SoCal	Speech Services	3/25/25	0.50	1	110	\$110.00	\$0.00
Ashton Gullard	3622	SoCal	Speech Services	3/10/25	0.50	1	110	\$110.00	\$0.00
Ashton Gullard	3622	SoCal	Speech Services	3/17/25	0.50	1	110	\$110.00	\$0.00
Ashton Gullard	3622	SoCal	Speech Services	3/24/25	0.50	1	110	\$110.00	\$0.00
Ashton Gullard	3622	SoCal	Speech Services	3/31/25	0.50	1	110	\$110.00	\$0.00
Ashton Gullard	3622	SoCal	Speech Services	3/12/25	0.50	1	110	\$110.00	\$0.00
Ashton Gullard	3622	SoCal	Speech Services	3/19/25	0.50	1	110	\$110.00	\$0.00
Ashton Gullard	3622	SoCal	Speech Services	3/26/25	0.50	1	110	\$110.00	\$0.00
Ashton Gullard	3622	SoCal	Speech Services	3/5/25	0.50	0.5	110	\$55.00	\$0.00
Ashton Gullard	3622	SoCal	Speech Services	3/6/25	0.50	1	110	\$110.00	\$0.00
Ashton Gullard	3622	SoCal	Speech Services	3/13/25	0.50	1	110	\$110.00	\$0.00
Ashton Gullard	3622	SoCal	Speech Services	3/20/25	0.50	1	110	\$110.00	\$0.00
Ashton Gullard	3622	SoCal	Speech Services	3/27/25	0.50	1	110	\$110.00	\$0.00
Ashton Gullard	3622	SoCal	Speech Services	3/6/25	0.50	1	110	\$110.00	\$0.00
Ashton Gullard	3622	SoCal	Speech Services	3/13/25	0.50	1	110	\$110.00	\$0.00
Ashton Gullard	3622	SoCal	Speech Services	3/20/25	0.50	1	110	\$110.00	\$0.00
Ashton Gullard	3622	SoCal	Speech Services	3/6/25	0.50	1	110	\$110.00	\$0.00
Ashton Gullard	3622	SoCal	Speech Services	3/13/25	0.50	1	110	\$110.00	\$0.00
Ashton Gullard	3622	SoCal	Speech Services	3/20/25	0.50	1	110	\$110.00	\$0.00
Ashton Gullard	3622	SoCal	Speech Services	3/27/25	0.50	0.5	110	\$55.00	\$0.00
Ashton Gullard	3622	SoCal	Speech Services	3/10/25	0.50	1	110	\$110.00	\$0.00
Ashton Gullard	3622	SoCal	Speech Services	3/17/25	0.50	1	110	\$110.00	\$0.00
Ashton Gullard	3622	SoCal	Speech Services	3/24/25	0.50	1	110	\$110.00	\$0.00
Ashton Gullard	3622	SoCal	Speech Services	3/31/25	0.50	1	110	\$110.00	\$0.00
Brenda Rea	3622	SoCal	510	3/18/25	0.50	1	100	\$100.00	\$0.00
Brenda Rea	3622	SoCal	510	3/4/25	0.50	1	100	\$100.00	\$0.00
Brenda Rea	3622	SoCal	510	3/11/25	0.50	1	100	\$100.00	\$0.00
Brenda Rea	3622	SoCal	510	3/25/25	0.50	1	100	\$100.00	\$0.00
Brenda Rea	3622	SoCal	510	3/5/25	0.50	0.5	100	\$50.00	\$0.00
Brenda Rea	3622	SoCal	510	3/19/25	0.50	0.5	100	\$50.00	\$0.00
Brenda Rea	3622	SoCal	510	3/14/25	0.50	1	100	\$100.00	\$0.00
Brenda Rea	3622	SoCal	510	3/28/25	0.50	1	100	\$100.00	\$0.00
Brenda Rea	3622	SoCal	510	3/12/25	0.50	1	100	\$100.00	\$0.00
Brenda Rea	3622	SoCal	510	3/26/25	0.50	1	100	\$100.00	\$0.00
Brenda Rea	3622	SoCal	510	3/7/25	0.50	1	100	\$100.00	\$0.00
Brenda Rea	3622	SoCal	510	3/14/25	0.50	1	100	\$100.00	\$0.00
Brenda Rea	3622	SoCal	510	3/21/25	0.50	1	100	\$100.00	\$0.00
Brenda Rea	3622	SoCal	510	3/28/25	0.50	1	100	\$100.00	\$0.00
Brenda Rea	3622	SoCal	510	3/20/25	1.00	0.5	100	\$50.00	\$0.00
Brenda Rea	3622	SoCal	510	3/18/25	0.50	0.5	100	\$50.00	\$0.00
Brenda Rea	3622	SoCal	510	3/4/25	0.50	0.5	100	\$50.00	\$0.00
Brenda Rea	3622	SoCal	510	3/11/25	0.50	0.5	100	\$50.00	\$0.00
Brenda Rea	3622	SoCal	510	3/25/25	0.50	0.5	100	\$50.00	\$0.00
Brenda Rea	3622	SoCal	515	3/6/25	0.50	1	95	\$95.00	\$0.00
Brenda Rea	3622	SoCal	515	3/13/25	0.50	1	95	\$95.00	\$0.00
Brenda Rea	3622	SoCal	515	3/20/25	0.50	1	95	\$95.00	\$0.00
Brenda Rea	3622	SoCal	515	3/27/25	0.50	1	95	\$95.00	\$0.00
Brenda Rea	3622	SoCal	515	3/10/25	0.50	0.5	95	\$47.50	\$0.00
Brenda Rea	3622	SoCal	515	3/24/25	0.50	0.5	95	\$47.50	\$0.00
Brenda Rea	3622	SoCal	510	3/5/25	0.50	1	100	\$100.00	\$0.00
Brenda Rea	3622	SoCal	510	3/19/25	0.50	1	100	\$100.00	\$0.00
Brenda Rea	3622	SoCal	510	3/3/25	0.50	1	100	\$100.00	\$0.00
Brenda Rea	3622	SoCal	510	3/10/25	0.50	1	100	\$100.00	\$0.00
Brenda Rea	3622	SoCal	510	3/14/25	0.50	1	100	\$100.00	\$0.00
Brenda Rea	3622	SoCal	510	3/17/25	0.50	1	100	\$100.00	\$0.00
Brenda Rea	3622	SoCal	510	3/24/25	0.50	1	100	\$100.00	\$0.00
Brenda Rea	3622	SoCal	510	3/28/25	0.50	1	100	\$100.00	\$0.00
Brenda Rea	3622	SoCal	510	3/31/25	0.50	0.5	100	\$50.00	\$0.00
Brenda Rea	3622	SoCal	IEP Meeting	3/24/25	1.00	1	100	\$100.00	\$0.00
Brenda Rea	3622	SoCal	IEP Meeting	3/20/25	1.00	1	100	\$100.00	\$0.00
Brenda Rea	3622	SoCal	IEP Meeting	3/10/25	1.00	1	100	\$100.00	\$0.00
Camrya Joliff	3622	SoCal	Speech Assessment	3/6/25	10.50	10.5	110	\$1,155.00	\$0.00
Camrya Joliff	3622	SoCal	IEP Meeting	3/4/25	1.00	1	100	\$100.00	\$0.00
Camrya Joliff	3622	SoCal	IEP Meeting	3/7/25	1.50	1.5	100	\$150.00	\$0.00
Candice Gayle	3622	SoCal	PT Assessment	3/18/25	10.50	10.5	110	\$1,155.00	\$0.00
Candice Gayle	3622	SoCal	PT Assessment	3/24/25	10.50	10.5	110	\$1,155.00	\$0.00
Candice Gayle	3622	SoCal	PT Services	3/20/25	0.50	1	110	\$110.00	\$0.00
Candice Gayle	3622	SoCal	PT Services	3/5/25	0.33	1	110	\$110.00	\$0.00
Candice Gayle	3622	SoCal	PT Services	3/12/25	0.33	1	110	\$110.00	\$0.00

Candice Gayle	3622	SoCal		PT Services	3/21/25	0.33	1	110	\$110.00		\$0.00
Candice Gayle	3622	SoCal		PT Services	3/18/25	0.50	1	110	\$110.00		\$0.00
Candice Gayle	3622	SoCal		PT Services	3/18/25	0.50	1	110	\$110.00		\$0.00
Candice Gayle	3622	SoCal		IEP Meeting	2/26/25	0.50	0.5	100	\$50.00		\$0.00
Carl Geiss	3622	SoCal		Ed Psych Assessment	1/24/25	n/a	n/a	n/a	\$1,950.00	108.00	\$75.60
Carl Geiss	3622	SoCal		Ed Psych Assessment	2/12/25	n/a	n/a	n/a	\$1,950.00	10.00	\$7.00
Carl Geiss	3622	SoCal		Ed Psych Assessment	2/13/25	n/a	n/a	n/a	\$1,950.00	172.00	\$120.40
Carl Geiss	3622	SoCal		Ed Psych Assessment	2/14/25	n/a	n/a	n/a	\$1,950.00	15.00	\$10.50
Carl Geiss	3622	SoCal		Ed Psych Assessment	2/11/25	n/a	n/a	n/a	\$1,950.00	62.00	\$43.40
Carl Geiss	3622	SoCal		Ed Psych Assessment	2/28/25	n/a	n/a	n/a	\$1,950.00	15.00	\$10.50
Cassidy Quintana	3622	SoCal		IEP Meeting	3/11/25	1.00	1	100	\$100.00		\$0.00
Cassidy Quintana	3622	SoCal		IEP Meeting	3/14/25	1.00	1	100	\$100.00		\$0.00
Cassidy Quintana	3622	SoCal		IEP Meeting	3/24/25	1.00	1	100	\$100.00		\$0.00
Chelsey Lane	3622	SoCal		IEP Meeting	3/28/25	1.00	1	100	\$100.00		\$0.00
Corinna Faanunu	3622	SoCal		Ed Psych Assessment	3/1/25	n/a	n/a	n/a	\$1,950.00	34.00	\$23.80
Corinna Faanunu	3622	SoCal		Ed Psych Assessment	3/5/25	n/a	n/a	n/a	\$1,950.00	118.00	\$82.60
Corinna Faanunu	3622	SoCal		Ed Psych Assessment	3/8/25	n/a	n/a	n/a	\$1,950.00	86.00	\$60.20
Cynthia Rowland	3622	SoCal		Nurse Assessment	3/26/25	n/a	n/a	n/a	\$700.00	43.00	\$30.10
Danielle Roghair	3622	SoCal		OT Assessment	2/28/25	10.50	10.5	110	\$1,155.00		\$0.00
Danielle Roghair	3622	SoCal		OT Assessment	3/14/25	10.50	10.5	110	\$1,155.00		\$0.00
Danielle Roghair	3622	SoCal		OT Assessment	3/17/25	10.50	10.5	110	\$1,155.00		\$0.00
Danielle Roghair	3622	SoCal		IEP Meeting	3/5/25	2.00	2	100	\$200.00		\$0.00
Danielle Roghair	3622	SoCal		IEP Meeting	3/8/25	1.50	1.5	100	\$150.00		\$0.00
Danielle Roghair	3622	SoCal		IEP Meeting	3/11/25	2.00	2	100	\$200.00		\$0.00
Danielle Roghair	3622	SoCal		IEP Meeting	3/21/25	1.00	1	100	\$100.00		\$0.00
Destiny Coria	3622	SoCal		Ed Psych Assessment	2/17/25	n/a	n/a	n/a	\$1,950.00	82.00	\$57.40
Destiny Coria	3622	SoCal		Ed Psych Assessment	3/18/25	n/a	n/a	n/a	\$1,950.00	62.00	\$43.40
Diana Cadigan	3622	SoCal		DH Services	3/17/25	0.50	1	110	\$110.00		\$0.00
Diana Cadigan	3622	SoCal		DH Services	3/28/25	0.50	1	110	\$110.00		\$0.00
Diana Cadigan	3622	SoCal		DH Services	3/7/25	0.50	1	110	\$110.00		\$0.00
Diana Cadigan	3622	SoCal		DH Services	3/10/25	0.50	1	110	\$110.00		\$0.00
Diana Cadigan	3622	SoCal		DH Services	3/21/25	0.50	1	110	\$110.00		\$0.00
Diana Cadigan	3622	SoCal		DH Services	3/28/25	0.50	1	110	\$110.00		\$0.00
Diana Cadigan	3622	SoCal		DH Services	3/6/25	0.50	1	110	\$110.00		\$0.00
Diana Cadigan	3622	SoCal		DH Services	3/14/25	0.50	1	110	\$110.00		\$0.00
Diana Cadigan	3622	SoCal		DH Services	3/17/25	0.50	1	110	\$110.00		\$0.00
Diana Cadigan	3622	SoCal		DH Services	3/28/25	0.50	1	110	\$110.00		\$0.00
Diana Cadigan	3622	SoCal		DH Services	3/5/25	0.50	1	110	\$110.00		\$0.00
Diana Cadigan	3622	SoCal		DH Services	3/7/25	0.50	1	110	\$110.00		\$0.00
Diana Cadigan	3622	SoCal		DH Services	3/10/25	0.50	1	110	\$110.00		\$0.00
Diana Cadigan	3622	SoCal		DH Services	3/11/25	0.50	1	110	\$110.00		\$0.00
Diana Cadigan	3622	SoCal		DH Services	3/21/25	0.50	1	110	\$110.00		\$0.00
Diana Cadigan	3622	SoCal		DH Services	3/13/25	0.50	1	110	\$110.00		\$0.00
Diana Cadigan	3622	SoCal		DH Services	3/27/25	0.50	1	110	\$110.00		\$0.00
Diana Cadigan	3622	SoCal		IEP Meeting	3/11/25	1.00	1	100	\$100.00		\$0.00
Diana Cadigan	3622	SoCal		IEP Meeting	3/31/25	2.00	2	100	\$200.00		\$0.00
Diana Cadigan	3622	SoCal		IEP Meeting	3/12/25	1.00	1	100	\$100.00		\$0.00
Eleanora Magn	3622	SoCal		535	3/3/25	0.50	1	110	\$110.00		\$0.00
Eleanora Magn	3622	SoCal		535	3/7/25	0.50	1	110	\$110.00		\$0.00
Eleanora Magn	3622	SoCal		535	3/10/25	0.50	1	110	\$110.00		\$0.00
Eleanora Magn	3622	SoCal		535	3/12/25	0.50	1	110	\$110.00		\$0.00
Eleanora Magn	3622	SoCal		535	3/21/25	0.50	1	110	\$110.00		\$0.00
Eleanora Magn	3622	SoCal		535	3/24/25	0.50	1	110	\$110.00		\$0.00
Eleanora Magn	3622	SoCal		535	3/31/25	0.50	1	110	\$110.00		\$0.00
Eleanora Magn	3622	SoCal		535	3/28/25	0.50	1	110	\$110.00		\$0.00
Eleanora Magn	3622	SoCal		535	3/27/25	0.50	1.00	110	\$110.00		\$0.00
Eleanora Magn	3622	SoCal		535	3/28/25	0.50	0.50	110	\$55.00		\$0.00
Eleanora Magn	3622	SoCal		535	3/19/25	0.50	0.50	110	\$55.00		\$0.00
Eleanora Magn	3622	SoCal		535 (Parent)	3/7/25	0.50	1	110	\$110.00		\$0.00
Eleanora Magn	3622	SoCal		535 (Parent)	3/13/25	0.50	1	110	\$110.00		\$0.00
Eleanora Magn	3622	SoCal		535 (Parent)	3/21/25	0.50	1	110	\$110.00		\$0.00
Eleanora Magn	3622	SoCal		535 (Parent)	3/28/25	0.50	1	110	\$110.00		\$0.00
Eleanora Magn	3622	SoCal		535	3/3/25	0.50	1	110	\$110.00		\$0.00
Eleanora Magn	3622	SoCal		535	3/5/25	0.50	1	110	\$110.00		\$0.00
Eleanora Magn	3622	SoCal		535	3/10/25	0.50	1	110	\$110.00		\$0.00
Eleanora Magn	3622	SoCal		535	3/12/25	0.50	1	110	\$110.00		\$0.00
Eleanora Magn	3622	SoCal		535	3/19/25	0.50	1	110	\$110.00		\$0.00
Eleanora Magn	3622	SoCal		535	3/20/25	0.50	1	110	\$110.00		\$0.00
Eleanora Magn	3622	SoCal		535	3/24/25	0.50	1	110	\$110.00		\$0.00
Eleanora Magn	3622	SoCal		535	3/26/25	0.50	1	110	\$110.00		\$0.00
Eleanora Magn	3622	SoCal		535	3/31/25	0.50	1	110	\$110.00		\$0.00

Eleanora Magn	3622	SoCal		620	3/7/25	0.50	1	120	\$120.00	\$0.00	
Eleanora Magn	3622	SoCal		620	3/13/25	0.50	1	120	\$120.00	\$0.00	
Eleanora Magn	3622	SoCal		620	3/21/25	0.50	1	120	\$120.00	\$0.00	
Eleanora Magn	3622	SoCal		620	3/28/25	0.50	1	120	\$120.00	\$0.00	
Eleanora Magn	3622	SoCal		635	3/3/25	1.50	1.5	110	\$165.00	\$0.00	
Eleanora Magn	3622	SoCal		635	3/4/25	1.50	1.5	110	\$165.00	\$0.00	
Eleanora Magn	3622	SoCal		635	3/6/25	1.50	1.5	110	\$165.00	\$0.00	
Eleanora Magn	3622	SoCal		635	3/10/25	1.50	1.5	110	\$165.00	\$0.00	
Eleanora Magn	3622	SoCal		635	3/11/25	1.50	1.5	110	\$165.00	\$0.00	
Eleanora Magn	3622	SoCal		635	3/12/25	1.50	1.5	110	\$165.00	\$0.00	
Eleanora Magn	3622	SoCal		635	3/18/25	1.50	1.5	110	\$165.00	\$0.00	
Eleanora Magn	3622	SoCal		635	3/18/25	1.50	1.5	110	\$165.00	\$0.00	
Eleanora Magn	3622	SoCal		635	3/20/25	1.50	1.5	110	\$165.00	\$0.00	
Eleanora Magn	3622	SoCal		635	3/21/25	1.50	1.5	110	\$165.00	\$0.00	
Eleanora Magn	3622	SoCal		635	3/24/25	1.50	1.5	110	\$165.00	\$0.00	
Eleanora Magn	3622	SoCal		635	3/28/25	1.50	1.50	110	\$166.00	\$0.00	
Eleanora Magn	3622	SoCal		635	3/28/25	1.50	1.50	110	\$165.00	\$0.00	
Eleanora Magn	3622	SoCal		635	3/31/25	1.50	1.50	110	\$165.00	\$0.00	
Eleanora Magn	3622	SoCal		635	3/25/25	1.50	0.75	110	\$82.50	\$0.00	
Eleanora Magn	3622	SoCal		635	3/5/25	1.50	1.5	110	\$165.00	\$0.00	
Eleanora Magn	3622	SoCal		635	3/7/25	1.50	1.5	110	\$165.00	\$0.00	
Eleanora Magn	3622	SoCal		635	3/10/25	1.50	1.5	110	\$165.00	\$0.00	
Eleanora Magn	3622	SoCal		635	3/12/25	1.50	1.5	110	\$165.00	\$0.00	
Eleanora Magn	3622	SoCal		635	3/21/25	1.50	1.5	110	\$165.00	\$0.00	
Eleanora Magn	3622	SoCal		635	3/24/25	1.00	1.5	110	\$165.00	\$0.00	
Eleanora Magn	3622	SoCal		635	3/25/25	1.50	1.5	110	\$165.00	\$0.00	
Eleanora Magn	3622	SoCal		635	3/26/25	1.50	1.5	110	\$165.00	\$0.00	
Eleanora Magn	3622	SoCal		635	3/27/25	1.50	1.5	110	\$165.00	\$0.00	
Eleanora Magn	3622	SoCal		635	3/31/25	1.50	1.5	110	\$165.00	\$0.00	
Eleanora Magn	3622	SoCal		635	3/20/25	1.50	0.75	110	\$82.50	\$0.00	
Eleanora Magn	3622	SoCal		635	3/4/25	1.50	0.75	110	\$82.50	\$0.00	
Eleanora Magn	3622	SoCal		635	3/11/25	1.50	0.75	110	\$82.50	\$0.00	
Eleanora Magn	3622	SoCal		635	3/18/25	1.50	0.75	110	\$82.50	\$0.00	
Eleanora Magn	3622	SoCal		IEP Meeting	3/27/25	0.50	0.5	100	\$50.00	\$0.00	
Elizabeth Bogann	3622	SoCal		Ed Psych Assessment	3/14/25	n/a	n/a	n/a	\$1,950.00	120.00	\$84.00
Elizabeth Ramirez	3622	SoCal		610	3/21/25	0.50	1	100	\$100.00	\$0.00	
Elizabeth Ramirez	3622	SoCal		610	3/21/25	0.50	0.5	100	\$50.00	\$0.00	
Elizabeth Ramirez	3622	SoCal		610	3/28/25	0.50	0.5	100	\$50.00	\$0.00	
Elizabeth Ramirez	3622	SoCal		610	3/27/25	0.50	0.5	100	\$50.00	\$0.00	
Elizabeth Ramirez	3622	SoCal		610	3/14/25	0.50	1	100	\$100.00	\$0.00	
Elizabeth Ramirez	3622	SoCal		610	3/6/25	0.50	1	100	\$100.00	\$0.00	
Elizabeth Ramirez	3622	SoCal		610	3/20/25	0.50	1	100	\$100.00	\$0.00	
Elizabeth Ramirez	3622	SoCal		610	3/27/25	0.50	0.5	100	\$50.00	\$0.00	
Elizabeth Ramirez	3622	SoCal		635	3/13/25	1.00	1	110	\$110.00	\$0.00	
Elizabeth Ramirez	3622	SoCal		635	3/20/25	1.00	1	110	\$110.00	\$0.00	
Elizabeth Ramirez	3622	SoCal		IEP Meeting	3/27/25	1.00	1	100	\$100.00	\$0.00	
Elizabeth Ramirez	3622	SoCal		IEP Meeting	3/6/25	1.00	1	100	\$100.00	\$0.00	
Elizabeth Ramirez	3622	SoCal		IEP Meeting	3/14/25	1.00	1	100	\$100.00	\$0.00	
Elizabeth Ramirez	3622	SoCal		IEP Meeting	3/4/25	1.00	1	100	\$100.00	\$0.00	
Emily Chupek	3622	SoCal		Speech Services	3/6/25	0.50	0.5	110	\$55.00	\$0.00	
Emily Chupek	3622	SoCal		Speech Services	3/13/25	0.50	0.5	110	\$55.00	\$0.00	
Emily Chupek	3622	SoCal		Speech Services	3/20/25	0.50	0.5	110	\$55.00	\$0.00	
Emily Chupek	3622	SoCal		Speech Services	3/27/25	0.50	0.5	110	\$55.00	\$0.00	
Emily Chupek	3622	SoCal		Speech Services	3/7/25	0.50	1	110	\$110.00	\$0.00	
Emily Chupek	3622	SoCal		Speech Services	3/14/25	0.50	1	110	\$110.00	\$0.00	
Emily Chupek	3622	SoCal		Speech Services	3/18/25	0.50	1	110	\$110.00	\$0.00	
Emily Chupek	3622	SoCal		Speech Services	3/21/25	0.50	1	110	\$110.00	\$0.00	
Emily Chupek	3622	SoCal		Speech Services	3/27/25	0.50	1	110	\$110.00	\$0.00	
Emily Chupek	3622	SoCal		Speech Services	3/28/25	0.50	0.5	110	\$55.00	\$0.00	
Emily Chupek	3622	SoCal		Speech Services	3/11/25	0.50	0.5	110	\$55.00	\$0.00	
Emily Chupek	3622	SoCal		Speech Services	3/6/25	0.50	1	110	\$110.00	\$0.00	
Emily Chupek	3622	SoCal		Speech Services	3/13/25	0.50	1	110	\$110.00	\$0.00	
Emily Chupek	3622	SoCal		Speech Services	3/20/25	0.50	1	110	\$110.00	\$0.00	
Emily Chupek	3622	SoCal		Speech Services	3/27/25	0.50	1	110	\$110.00	\$0.00	
Emily Chupek	3622	SoCal		Speech Services	3/4/25	0.50	1	110	\$110.00	\$0.00	
Emily Chupek	3622	SoCal		Speech Services	3/5/25	0.50	1	110	\$110.00	\$0.00	
Emily Chupek	3622	SoCal		Speech Services	3/11/25	0.50	1	110	\$110.00	\$0.00	
Emily Chupek	3622	SoCal		Speech Services	3/12/25	0.50	1	110	\$110.00	\$0.00	
Emily Chupek	3622	SoCal		Speech Services	3/18/25	0.50	1	110	\$110.00	\$0.00	
Emily Chupek	3622	SoCal		Speech Services	3/19/25	0.50	1	110	\$110.00	\$0.00	
Emily Chupek	3622	SoCal		Speech Services	3/25/25	0.50	1	110	\$110.00	\$0.00	

Evette Rios	3622	SoCal	Speech Services	3/28/25	0.50	1	110	\$110.00		\$0.00
Evette Rios	3622	SoCal	Speech Services	3/19/25	0.50	1	110	\$110.00		\$0.00
Evette Rios	3622	SoCal	Speech Services	3/26/25	0.50	1	110	\$110.00		\$0.00
Evette Rios	3622	SoCal	Speech Services	3/6/25	0.50	1	110	\$110.00		\$0.00
Evette Rios	3622	SoCal	Speech Services	3/12/25	0.50	1	110	\$110.00		\$0.00
Evette Rios	3622	SoCal	Speech Services	3/19/25	0.50	1	110	\$110.00		\$0.00
Evette Rios	3622	SoCal	Speech Services	3/26/25	0.50	1	110	\$110.00		\$0.00
Evette Rios	3622	SoCal	Speech Services	3/12/25	0.50	1	110	\$110.00		\$0.00
Evette Rios	3622	SoCal	Speech Services	3/13/25	0.50	1	110	\$110.00		\$0.00
Evette Rios	3622	SoCal	Speech Services	3/19/25	0.50	1	110	\$110.00		\$0.00
Evette Rios	3622	SoCal	Speech Services	3/7/25	0.50	0.5	110	\$55.00		\$0.00
Evette Rios	3622	SoCal	Speech Services	3/14/25	0.50	0.5	110	\$55.00		\$0.00
Evette Rios	3622	SoCal	Speech Services	3/21/25	0.50	0.5	110	\$55.00		\$0.00
Evette Rios	3622	SoCal	Speech Services	3/28/25	0.50	0.5	110	\$55.00		\$0.00
Evette Rios	3622	SoCal	Speech Services	3/13/25	0.50	0.5	110	\$55.00		\$0.00
Evette Rios	3622	SoCal	Speech Services	3/20/25	0.50	0.5	110	\$55.00		\$0.00
Evette Rios	3622	SoCal	Speech Services	3/27/25	0.50	0.5	110	\$55.00		\$0.00
Evette Rios	3622	SoCal	Speech Services	3/19/25	0.50	1	110	\$110.00		\$0.00
Evette Rios	3622	SoCal	Speech Services	3/5/25	0.50	0.5	110	\$55.00		\$0.00
Evette Rios	3622	SoCal	Speech Services	3/12/25	0.50	0.5	110	\$55.00		\$0.00
Evette Rios	3622	SoCal	Speech Services	3/28/25	0.50	0.5	110	\$55.00		\$0.00
Evette Rios	3622	SoCal	Speech Services	3/4/25	0.50	1	110	\$110.00		\$0.00
Evette Rios	3622	SoCal	Speech Services	3/21/25	0.50	1	110	\$110.00		\$0.00
Evette Rios	3622	SoCal	Speech Services	3/28/25	0.50	1	110	\$110.00		\$0.00
Evette Rios	3622	SoCal	Speech Services	3/28/25	0.50	1	110	\$110.00		\$0.00
Evette Rios	3622	SoCal	Speech Services	3/11/25	0.50	0.5	110	\$55.00		\$0.00
Evette Rios	3622	SoCal	Speech Services	3/19/25	0.50	0.5	110	\$55.00		\$0.00
Evette Rios	3622	SoCal	Speech Services	3/26/25	0.50	0.5	110	\$55.00		\$0.00
Evette Rios	3622	SoCal	Speech Services	3/6/25	0.50	0.5	110	\$55.00		\$0.00
Evette Rios	3622	SoCal	Speech Services	3/13/25	0.50	0.5	110	\$55.00		\$0.00
Evette Rios	3622	SoCal	Speech Services	3/20/25	0.50	0.5	110	\$55.00		\$0.00
Evette Rios	3622	SoCal	Speech Services	3/27/25	0.50	0.5	110	\$55.00		\$0.00
Evette Rios	3622	SoCal	Speech Services	3/5/25	0.50	1	110	\$110.00		\$0.00
Evette Rios	3622	SoCal	Speech Services	3/7/25	0.50	1	110	\$110.00		\$0.00
Evette Rios	3622	SoCal	Speech Services	3/12/25	0.50	1	110	\$110.00		\$0.00
Evette Rios	3622	SoCal	Speech Services	3/14/25	0.50	1	110	\$110.00		\$0.00
Evette Rios	3622	SoCal	Speech Services	3/19/25	0.50	1	110	\$110.00		\$0.00
Evette Rios	3622	SoCal	Speech Services	3/21/25	0.50	1	110	\$110.00		\$0.00
Evette Rios	3622	SoCal	Speech Services	3/26/25	0.50	1	110	\$110.00		\$0.00
Evette Rios	3622	SoCal	Speech Services	3/28/25	0.50	1	110	\$110.00		\$0.00
Evette Rios	3622	SoCal	Speech Services	3/4/25	0.50	1	110	\$110.00		\$0.00
Evette Rios	3622	SoCal	Speech Services	3/11/25	0.50	1	110	\$110.00		\$0.00
Evette Rios	3622	SoCal	Speech Services	3/18/25	0.50	1	110	\$110.00		\$0.00
Evette Rios	3622	SoCal	Speech Services	3/19/25	0.50	1	110	\$110.00		\$0.00
Evette Rios	3622	SoCal	Speech Services	3/25/25	0.50	1	110	\$110.00		\$0.00
Evette Rios	3622	SoCal	Speech Services	3/5/25	0.50	0.5	110	\$55.00		\$0.00
Evette Rios	3622	SoCal	Speech Services	3/12/25	0.50	0.5	110	\$55.00		\$0.00
Evette Rios	3622	SoCal	Speech Services	3/26/25	0.50	0.5	110	\$55.00		\$0.00
Evette Rios	3622	SoCal	Speech Services	3/25/25	0.50	1	110	\$110.00		\$0.00
Evette Rios	3622	SoCal	Speech Services	3/7/25	0.50	0.5	110	\$55.00		\$0.00
Evette Rios	3622	SoCal	Speech Services	3/14/25	0.50	0.5	110	\$55.00		\$0.00
Evette Rios	3622	SoCal	Speech Services	3/21/25	0.50	0.5	110	\$55.00		\$0.00
Evette Rios	3622	SoCal	Speech Services	3/5/25	0.50	0.5	110	\$55.00		\$0.00
Evette Rios	3622	SoCal	Speech Services	3/7/25	0.50	0.5	110	\$55.00		\$0.00
Evette Rios	3622	SoCal	Speech Services	3/12/25	0.50	0.5	110	\$55.00		\$0.00
Evette Rios	3622	SoCal	Speech Services	3/14/25	0.50	0.5	110	\$55.00		\$0.00
Evette Rios	3622	SoCal	Speech Services	3/19/25	0.50	0.5	110	\$55.00		\$0.00
Evette Rios	3622	SoCal	Speech Services	3/21/25	0.50	0.5	110	\$55.00		\$0.00
Evette Rios	3622	SoCal	Speech Services	3/26/25	0.50	0.5	110	\$55.00		\$0.00
Evette Rios	3622	SoCal	Speech Services	3/28/25	0.50	0.5	110	\$55.00		\$0.00
Evette Rios	3622	SoCal	Speech Services	3/13/25	0.50	1	110	\$110.00		\$0.00
Gary Ferrer	3622	SoCal	Ed Psych Assessment	2/11/25	n/a	n/a	n/a	\$1,950.00	5.40	\$3.78
Gary Ferrer	3622	SoCal	Ed Psych Assessment	2/26/25	n/a	n/a	n/a	\$1,950.00	140.80	\$98.56
Heather Dodi	3622	SoCal	O & M Services	3/22/25	3.00	7	110	\$770.00	154.00	\$107.80
Jacqueline Coffen	3622	SoCal	Nurse Assessment	3/13/25	n/a	n/a	n/a	\$700.00		\$0.00
Jasmine Cabalos	3622	SoCal	Ed Psych Assessment	3/10/25	n/a	n/a	n/a	\$1,950.00	128.00	\$69.60
Jasmine Cabalos	3622	SoCal	Ed Psych Assessment	3/21/25	n/a	n/a	n/a	\$1,950.00	90.80	\$63.56
Jessica Marinelli	3622	SoCal	Speech Assessment	3/14/25	10.50	10.5	110	\$1,155.00		\$0.00
Jessica Marinelli	3622	SoCal	IEP Meeting	3/12/25	1.25	1.25	100	\$125.00		\$0.00
Jessica Marinelli	3622	SoCal	IEP Meeting	3/12/25	1.00	1	100	\$100.00		\$0.00
Jessica Marinelli	3622	SoCal	IEP Meeting	3/6/25	1.50	1.5	100	\$150.00		\$0.00

Jill Gillette	3622	SoCal	[REDACTED]	615	3/5/25	0.50	0.5	95	\$47.50	\$0.00	
Jill Gillette	3622	SoCal	[REDACTED]	615	3/12/25	0.50	0.5	95	\$47.50	\$0.00	
Jill Gillette	3622	SoCal	[REDACTED]	615	3/12/25	0.50	0.5	95	\$47.50	\$0.00	
Jill Gillette	3622	SoCal	[REDACTED]	615	3/5/25	0.50	0.5	95	\$47.50	\$0.00	
Jill Gillette	3622	SoCal	[REDACTED]	615	3/19/25	0.50	0.5	95	\$47.50	\$0.00	
Jill Gillette	3622	SoCal	[REDACTED]	615	3/26/25	0.50	0.5	95	\$47.50	\$0.00	
Jill Gillette	3622	SoCal	[REDACTED]	620	3/12/25	0.50	0.5	120	\$60.00	\$0.00	
Jill Gillette	3622	SoCal	[REDACTED]	620	3/26/25	0.50	0.5	120	\$60.00	\$0.00	
Jill Gillette	3622	SoCal	[REDACTED]	620	3/5/25	0.50	1	120	\$120.00	\$0.00	
Jill Gillette	3622	SoCal	[REDACTED]	620	3/12/25	1.00	1	120	\$120.00	\$0.00	
Jill Gillette	3622	SoCal	[REDACTED]	IEP Meeting	3/21/25	1.00	1	100	\$100.00	\$0.00	
Jill Gillette	3622	SoCal	[REDACTED]	IEP Meeting	3/7/25	1.00	1	100	\$100.00	\$0.00	
Jill Gillette	3622	SoCal	[REDACTED]	IEP Meeting	3/6/25	1.50	1.5	100	\$150.00	\$0.00	
Jill Gillette	3622	SoCal	[REDACTED]	IEP Meeting	3/3/25	1.50	1.5	100	\$150.00	\$0.00	
Jill Gillette	3622	SoCal	[REDACTED]	IEP Meeting	3/25/25	1.00	1	100	\$100.00	\$0.00	
Jodi Cunha	3622	SoCal	[REDACTED]	Ed Psych Assessment	3/28/25	n/a	n/a	n/a	\$1,950.00	148.00	\$103.60
Kanoa Elizondo	3622	SoCal	[REDACTED]	APE Services	3/4/25	0.50	1	110	\$110.00	\$0.00	
Kanoa Elizondo	3622	SoCal	[REDACTED]	APE Services	3/11/25	0.50	1	110	\$110.00	\$0.00	
Kanoa Elizondo	3622	SoCal	[REDACTED]	APE Services	3/18/25	0.50	1	110	\$110.00	\$0.00	
Kanoa Elizondo	3622	SoCal	[REDACTED]	IEP Meeting	3/25/25	1.00	1	100	\$100.00	\$0.00	
Kanoa Elizondo	3622	SoCal	[REDACTED]	APE Services	3/3/25	0.50	1	110	\$110.00	\$0.00	
Kanoa Elizondo	3622	SoCal	[REDACTED]	APE Services	3/10/25	0.50	1	110	\$110.00	\$0.00	
Kanoa Elizondo	3622	SoCal	[REDACTED]	APE Services	3/17/25	0.50	1	110	\$110.00	\$0.00	
Kanoa Elizondo	3622	SoCal	[REDACTED]	APE Services	3/28/25	0.50	1	110	\$110.00	\$0.00	
Kanoa Elizondo	3622	SoCal	[REDACTED]	APE Services	3/31/25	0.50	1	110	\$110.00	\$0.00	
Kanoa Elizondo	3622	SoCal	[REDACTED]	APE Services	3/3/25	0.50	1	110	\$110.00	\$0.00	
Kanoa Elizondo	3622	SoCal	[REDACTED]	APE Services	3/10/25	0.50	1	110	\$110.00	\$0.00	
Kanoa Elizondo	3622	SoCal	[REDACTED]	APE Services	3/17/25	0.50	1	110	\$110.00	\$0.00	
Kanoa Elizondo	3622	SoCal	[REDACTED]	APE Services	3/25/25	0.50	1	110	\$110.00	\$0.00	
Kanoa Elizondo	3622	SoCal	[REDACTED]	APE Services	3/31/25	0.50	1	110	\$110.00	\$0.00	
Kanoa Elizondo	3622	SoCal	[REDACTED]	APE Services	3/7/25	0.50	1	110	\$110.00	\$0.00	
Kanoa Elizondo	3622	SoCal	[REDACTED]	APE Services	3/14/25	0.50	1	110	\$110.00	\$0.00	
Kanoa Elizondo	3622	SoCal	[REDACTED]	APE Services	3/21/25	0.50	1	110	\$110.00	\$0.00	
Kanoa Elizondo	3622	SoCal	[REDACTED]	APE Services	3/28/25	0.50	1	110	\$110.00	\$0.00	
Kanoa Elizondo	3622	SoCal	[REDACTED]	APE Services	3/4/25	0.50	1	110	\$110.00	\$0.00	
Kanoa Elizondo	3622	SoCal	[REDACTED]	APE Services	3/11/25	0.50	1	110	\$110.00	\$0.00	
Kanoa Elizondo	3622	SoCal	[REDACTED]	APE Services	3/18/25	0.50	1	110	\$110.00	\$0.00	
Kanoa Elizondo	3622	SoCal	[REDACTED]	APE Services	3/25/25	0.50	1	110	\$110.00	\$0.00	
Kanoa Elizondo	3622	SoCal	[REDACTED]	APE Services	3/31/25	0.50	1	110	\$110.00	\$0.00	
Kanoa Elizondo	3622	SoCal	[REDACTED]	IEP Meeting	3/31/25	1.50	1.5	100	\$150.00	\$0.00	
Kasey Galik	3622	SoCal	[REDACTED]	APE Services	3/5/25	0.50	1	110	\$110.00	\$0.00	
Kasey Galik	3622	SoCal	[REDACTED]	APE Services	3/19/25	0.50	1	110	\$110.00	\$0.00	
Kasey Galik	3622	SoCal	[REDACTED]	APE Services	3/20/25	0.50	1	110	\$110.00	\$0.00	
Kasey Galik	3622	SoCal	[REDACTED]	APE Services	3/4/25	0.50	1	110	\$110.00	\$0.00	
Kasey Galik	3622	SoCal	[REDACTED]	APE Services	3/6/25	0.50	1	110	\$110.00	\$0.00	
Kasey Galik	3622	SoCal	[REDACTED]	APE Services	3/11/25	0.50	1	110	\$110.00	\$0.00	
Kasey Galik	3622	SoCal	[REDACTED]	APE Services	3/14/25	0.50	1	110	\$110.00	\$0.00	
Kasey Galik	3622	SoCal	[REDACTED]	APE Services	3/18/25	0.50	1	110	\$110.00	\$0.00	
Kasey Galik	3622	SoCal	[REDACTED]	APE Services	3/20/25	0.50	1	110	\$110.00	\$0.00	
Kasey Galik	3622	SoCal	[REDACTED]	APE Services	3/25/25	0.50	1	110	\$110.00	\$0.00	
Kasey Galik	3622	SoCal	[REDACTED]	APE Services	3/27/25	0.50	1	110	\$110.00	\$0.00	
Kasey Galik	3622	SoCal	[REDACTED]	APE Services	3/12/25	0.50	1	110	\$110.00	\$0.00	
Kasey Galik	3622	SoCal	[REDACTED]	APE Services	3/5/25	0.50	1	110	\$110.00	\$0.00	
Kasey Galik	3622	SoCal	[REDACTED]	APE Services	3/19/25	0.50	1	110	\$110.00	\$0.00	
Kasey Galik	3622	SoCal	[REDACTED]	APE Services	3/6/25	0.50	1	110	\$110.00	\$0.00	
Kasey Galik	3622	SoCal	[REDACTED]	APE Services	3/12/25	0.50	1	110	\$110.00	\$0.00	
Kasey Galik	3622	SoCal	[REDACTED]	APE Services	3/19/25	0.50	1	110	\$110.00	\$0.00	
Kasey Galik	3622	SoCal	[REDACTED]	APE Services	3/26/25	0.50	1	110	\$110.00	\$0.00	
Kasey Galik	3622	SoCal	[REDACTED]	APE Services	3/10/25	0.50	1	110	\$110.00	\$0.00	
Kasey Galik	3622	SoCal	[REDACTED]	APE Services	3/17/25	0.50	1	110	\$110.00	\$0.00	
Kasey Galik	3622	SoCal	[REDACTED]	APE Services	3/24/25	0.50	1	110	\$110.00	\$0.00	
Kasey Galik	3622	SoCal	[REDACTED]	APE Services	3/5/25	0.50	1	110	\$110.00	\$0.00	
Kasey Galik	3622	SoCal	[REDACTED]	APE Services	3/19/25	0.50	1	110	\$110.00	\$0.00	

Kasey Galik	3622	SoCal	APE Services	3/26/25	0.50	1	110	\$110.00		\$0.00
Kasey Galik	3622	SoCal	APE Services	3/12/25	0.50	1	110	\$110.00		\$0.00
Kathleen Frazier	3622	SoCal	IEP Meeting	3/5/25	2.00	2	100	\$200.00		\$0.00
Kathleen Frazier	3622	SoCal	Nurse Assessment	3/14/25	n/a	n/a	n/a	\$700.00	13.60	\$9.52
Kathleen Frazier	3622	SoCal	Nurse Assessment	3/20/25	n/a	n/a	n/a	\$700.00	37.00	\$25.90
Kathleen Frazier	3622	SoCal	Nurse Assessment	3/20/25	n/a	n/a	n/a	\$700.00		\$0.00
Kelly Dunn	3622	SoCal	AT Assessment	3/7/25	n/a	n/a	n/a	\$1,783.00		\$0.00
Kelly Dunn	3622	SoCal	AT Assessment	3/7/25	n/a	n/a	n/a	\$1,783.00		\$0.00
Kelly Dunn	3622	SoCal	AAC Assessment	3/7/25	n/a	n/a	n/a	\$1,783.00		\$0.00
Kelly Dunn	3622	SoCal	AAC Assessment	3/12/25	n/a	n/a	n/a	\$1,783.00		\$0.00
Kelly Dunn	3622	SoCal	AAC Assessment	3/19/25	n/a	n/a	n/a	\$1,783.00		\$0.00
Kelly Dunn	3622	SoCal	AT Assessment	3/18/25	n/a	n/a	n/a	\$1,783.00		\$0.00
Kelly Dunn	3622	SoCal	AAC Assessment	3/20/25	n/a	n/a	n/a	\$1,783.00		\$0.00
Kelly Dunn	3622	SoCal	AT Assessment	3/21/25	n/a	n/a	n/a	\$1,783.00		\$0.00
Kelly Dunn	3622	SoCal	AAC Assessment	3/21/25	n/a	n/a	n/a	\$1,783.00		\$0.00
Kelly Dunn	3622	SoCal	AT Assessment	3/28/25	n/a	n/a	n/a	\$1,783.00		\$0.00
Kelly Dunn	3622	SoCal	AT Services	3/10/25	1.50	1.5	120	\$180.00		\$0.00
Kelly Dunn	3622	SoCal	AT Services	3/14/25	0.50	1	120	\$120.00		\$0.00
Kelly Dunn	3622	SoCal	AT Services	3/18/25	0.50	1	120	\$120.00		\$0.00
Kelly Dunn	3622	SoCal	AT Services	3/28/25	1.00	1	120	\$120.00		\$0.00
Kelly Dunn	3622	SoCal	IEP Meeting	3/11/25	2.50	2.5	100	\$250.00		\$0.00
Kelly Dunn	3622	SoCal	IEP Meeting	3/12/25	1.50	1.5	100	\$150.00		\$0.00
Kelly Dunn	3622	SoCal	IEP Meeting	3/7/25	1.00	1	100	\$100.00		\$0.00
Kelly Dunn	3622	SoCal	IEP Meeting	3/10/25	1.00	1	100	\$100.00		\$0.00
Kelly Dunn	3622	SoCal	IEP Meeting	3/21/25	1.00	1	100	\$100.00		\$0.00
Kelly Dunn	3622	SoCal	IEP Meeting	3/24/25	1.00	1	100	\$100.00		\$0.00
Kelly Dunn	3622	SoCal	IEP Meeting	3/25/25	1.00	1	100	\$100.00		\$0.00
Kelly Dunn	3622	SoCal	IEP Meeting	3/26/25	1.00	1	100	\$100.00		\$0.00
Kelly Dunn	3622	SoCal	IEP Meeting	3/31/25	1.00	1	100	\$100.00		\$0.00
Kelly Dunn	3622	SoCal	IEP Meeting	3/12/25	1.00	1	100	\$100.00		\$0.00
Kelly Dunn	3622	SoCal	IEP Meeting	3/3/25	0.50	0.5	100	\$50.00		\$0.00
Kelly Dunn	3622	SoCal	IEP Meeting	3/31/25	1.00	1	100	\$100.00		\$0.00
Kelly Dunn	3622	SoCal	IEP Meeting	3/31/25	1.00	1	100	\$100.00		\$0.00
Kelly Hannum	3622	SoCal	Ed Psych Assessment	2/3/25	n/a	n/a	n/a	\$1,950.00	44.00	\$30.80
Kelly Hannum	3622	SoCal	Ed Psych Assessment	3/2/25	n/a	n/a	n/a	\$1,950.00	184.00	\$114.80
Kelly Hannum	3622	SoCal	Ed Psych Assessment	3/9/25	n/a	n/a	n/a	\$1,950.00	100.00	\$70.00
Kelly Parisao	3622	SoCal	Ed Psych Assessment	3/1/25	n/a	n/a	n/a	\$1,950.00	56.00	\$39.20
Kelly Parisao	3622	SoCal	Ed Psych Assessment	3/1/25	n/a	n/a	n/a	\$1,950.00	52.00	\$36.40
Khaliah Condon	3622	SoCal	FBA	3/3/25	n/a	n/a	n/a	\$1,950.00		\$0.00
Khaliah Condon	3622	SoCal	FBA	3/23/25	n/a	n/a	n/a	\$1,950.00	106.60	\$74.62
Khaliah Condon	3622	SoCal	Staffing Meeting	3/20/25	0.50	0.5	100	\$50.00		\$0.00
Lauren Goteff (Williams)	3622	SoCal	Speech Services	3/4/25	0.50	1	110	\$110.00		\$0.00
Lauren Goteff (Williams)	3622	SoCal	Speech Services	3/11/25	0.50	1	110	\$110.00		\$0.00
Lauren Goteff (Williams)	3622	SoCal	Speech Services	3/14/25	0.50	1	110	\$110.00		\$0.00
Lauren Goteff (Williams)	3622	SoCal	Speech Services	3/17/25	0.50	1	110	\$110.00		\$0.00
Lauren Goteff (Williams)	3622	SoCal	Speech Services	3/18/25	0.50	1	110	\$110.00		\$0.00
Lauren Goteff (Williams)	3622	SoCal	Speech Services	3/24/25	0.50	1	110	\$110.00		\$0.00
Lauren Goteff (Williams)	3622	SoCal	Speech Services	3/25/25	0.50	1	110	\$110.00		\$0.00
Lauren Goteff (Williams)	3622	SoCal	Speech Services	3/3/25	0.50	1	110	\$110.00		\$0.00
Lauren Goteff (Williams)	3622	SoCal	Speech Services	3/31/25	0.50	1	110	\$110.00		\$0.00
Lauren Goteff (Williams)	3622	SoCal	Speech Services	3/4/25	0.50	1	110	\$110.00		\$0.00
Lauren Goteff (Williams)	3622	SoCal	Speech Services	3/18/25	0.50	1	110	\$110.00		\$0.00
Lauren Goteff (Williams)	3622	SoCal	Speech Services	3/24/25	0.50	1	110	\$110.00		\$0.00
Lauren Goteff (Williams)	3622	SoCal	Speech Services	3/10/25	0.50	0.5	110	\$55.00		\$0.00
Lauren Goteff (Williams)	3622	SoCal	Speech Services	3/11/25	0.50	0.5	110	\$55.00		\$0.00
Lauren Goteff (Williams)	3622	SoCal	Speech Services	3/3/25	0.50	0.5	110	\$55.00		\$0.00
Lauren Goteff (Williams)	3622	SoCal	Speech Services	3/17/25	0.50	0.5	110	\$55.00		\$0.00
Lauren Goteff (Williams)	3622	SoCal	Speech Services	3/31/25	0.50	0.5	110	\$55.00		\$0.00
Lauren Goteff (Williams)	3622	SoCal	Speech Services	3/14/25	0.50	0.5	110	\$55.00		\$0.00
Lauren Goteff (Williams)	3622	SoCal	IEP Meeting	3/7/25	1.00	1	100	\$100.00		\$0.00
Lauren Linhoff	3622	SoCal	APE Services	3/4/25	0.50	1	110	\$110.00		\$0.00
Lauren Linhoff	3622	SoCal	APE Services	3/18/25	0.50	1	110	\$110.00		\$0.00
Lynn Defino	3622	SoCal	510	3/5/25	0.50	1	100	\$100.00		\$0.00
Lynn Defino	3622	SoCal	510	3/19/25	0.50	1	100	\$100.00		\$0.00
Lynn Defino	3622	SoCal	510	3/26/25	0.50	1	100	\$100.00		\$0.00
Lynn Defino	3622	SoCal	510	3/12/25	0.50	0.5	100	\$50.00		\$0.00

Mae Belen Vital	3622	SoCal	Speech Services	3/27/25	1.00	1	110	\$110.00		\$0.00
Mae Belen Vital	3622	SoCal	Speech Services	3/13/25	1.00	0.5	110	\$55.00		\$0.00
Mae Belen Vital	3622	SoCal	Speech Services	3/4/25	0.50	0.5	110	\$55.00		\$0.00
Mae Belen Vital	3622	SoCal	Speech Services	3/11/25	0.50	0.5	110	\$55.00		\$0.00
Mae Belen Vital	3622	SoCal	Speech Services	3/18/25	0.50	0.5	110	\$55.00		\$0.00
Maria Saavedra	3622	SoCal	Ed Psych Assessment	3/4/25	n/a	n/a	n/a	\$1,950.00	74.00	\$51.80
Mara Lewis	3622	SoCal	IEP Meeting	3/12/25	1.00	1	100	\$100.00		\$0.00
Mary Kay Dodd	3622	SoCal	Nurse Assessment	3/14/25	n/a	n/a	n/a	\$700.00	8.00	\$5.60
Melanie Segrave	3622	SoCal	535	2/18/25	0.50	1	110	\$110.00		\$0.00
Melanie Segrave	3622	SoCal	535	2/20/25	0.50	1	110	\$110.00		\$0.00
Melanie Segrave	3622	SoCal	535	2/25/25	0.50	1	110	\$110.00		\$0.00
Melanie Segrave	3622	SoCal	535	2/27/25	0.50	1	110	\$110.00		\$0.00
Melanie Segrave	3622	SoCal	535	3/3/25	0.50	1	110	\$110.00		\$0.00
Melanie Segrave	3622	SoCal	535	3/4/25	0.50	1	110	\$110.00		\$0.00
Melanie Segrave	3622	SoCal	535	3/10/25	0.50	1	110	\$110.00		\$0.00
Melanie Segrave	3622	SoCal	535	3/11/25	0.50	1	110	\$110.00		\$0.00
Melanie Segrave	3622	SoCal	535	3/17/25	0.50	1	110	\$110.00		\$0.00
Melanie Segrave	3622	SoCal	535	3/18/25	0.50	1	110	\$110.00		\$0.00
Melanie Segrave	3622	SoCal	535	3/24/25	0.50	1	110	\$110.00		\$0.00
Melanie Segrave	3622	SoCal	535	3/25/25	0.50	1	110	\$110.00		\$0.00
Melanie Segrave	3622	SoCal	535	3/31/25	0.50	1	110	\$110.00		\$0.00
Melanie Segrave	3622	SoCal	535	2/24/25	0.50	1	110	\$110.00		\$0.00
Melanie Segrave	3622	SoCal	535	3/6/25	0.50	1	110	\$110.00		\$0.00
Mercedes Allin	3622	SoCal	Speech Services	3/3/25	0.50	1	110	\$110.00		\$0.00
Mercedes Allin	3622	SoCal	Speech Services	3/6/25	0.50	1	110	\$110.00		\$0.00
Mercedes Allin	3622	SoCal	Speech Services	3/10/25	0.50	1	110	\$110.00		\$0.00
Mercedes Allin	3622	SoCal	Speech Services	3/13/25	0.50	1	110	\$110.00		\$0.00
Mercedes Allin	3622	SoCal	Speech Services	3/20/25	0.50	1	110	\$110.00		\$0.00
Mercedes Allin	3622	SoCal	Speech Services	3/24/25	0.50	1	110	\$110.00		\$0.00
Mercedes Allin	3622	SoCal	Speech Services	3/31/25	0.50	1	110	\$110.00		\$0.00
Mercedes Allin	3622	SoCal	Speech Services	3/27/25	0.50	0.5	110	\$55.00		\$0.00
Mercedes Allin	3622	SoCal	Speech Services	3/6/25	0.50	1	110	\$110.00		\$0.00
Mercedes Allin	3622	SoCal	Speech Services	3/7/25	0.50	1	110	\$110.00		\$0.00
Mercedes Allin	3622	SoCal	Speech Services	3/13/25	0.50	1	110	\$110.00		\$0.00
Mercedes Allin	3622	SoCal	Speech Services	3/17/25	0.50	1	110	\$110.00		\$0.00
Mercedes Allin	3622	SoCal	Speech Services	3/20/25	0.50	1	110	\$110.00		\$0.00
Mercedes Allin	3622	SoCal	Speech Services	3/21/25	0.50	1	110	\$110.00		\$0.00
Mercedes Allin	3622	SoCal	Speech Services	3/27/25	0.50	1	110	\$110.00		\$0.00
Mercedes Allin	3622	SoCal	Speech Services	3/28/25	0.50	1	110	\$110.00		\$0.00
Mercedes Allin	3622	SoCal	Speech Services	3/31/25	0.50	1	110	\$110.00		\$0.00
Mercedes Allin	3622	SoCal	Speech Services	3/6/25	0.50	0.5	110	\$55.00		\$0.00
Mercedes Allin	3622	SoCal	Speech Services	3/13/25	0.50	0.5	110	\$55.00		\$0.00
Mercedes Allin	3622	SoCal	Speech Services	3/27/25	0.50	0.5	110	\$55.00		\$0.00
Mercedes Allin	3622	SoCal	Speech Services	3/20/25	0.50	0.5	110	\$55.00		\$0.00
Mercedes Allin	3622	SoCal	Speech Services	3/5/25	0.50	1	110	\$110.00		\$0.00
Mercedes Allin	3622	SoCal	Speech Services	3/10/25	0.50	1	110	\$110.00		\$0.00
Mercedes Allin	3622	SoCal	Speech Services	3/12/25	0.50	1	110	\$110.00		\$0.00
Mercedes Allin	3622	SoCal	Speech Services	3/17/25	0.50	1	110	\$110.00		\$0.00
Mercedes Allin	3622	SoCal	Speech Services	3/19/25	0.50	1	110	\$110.00		\$0.00
Mercedes Allin	3622	SoCal	Speech Services	3/24/25	0.50	1	110	\$110.00		\$0.00
Mercedes Allin	3622	SoCal	Speech Services	3/26/25	0.50	1	110	\$110.00		\$0.00
Mercedes Allin	3622	SoCal	Speech Services	3/31/25	0.50	1	110	\$110.00		\$0.00
Mercedes Allin	3622	SoCal	Speech Services	3/3/25	0.50	0.5	110	\$55.00		\$0.00
Mercedes Allin	3622	SoCal	Speech Services	3/6/25	0.50	1	110	\$110.00		\$0.00
Mercedes Allin	3622	SoCal	Speech Services	3/12/25	0.50	1	110	\$110.00		\$0.00
Mercedes Allin	3622	SoCal	Speech Services	3/13/25	0.50	1	110	\$110.00		\$0.00
Mercedes Allin	3622	SoCal	Speech Services	3/5/25	0.50	1	110	\$110.00		\$0.00
Mercedes Allin	3622	SoCal	Speech Services	3/19/25	0.50	0.5	110	\$55.00		\$0.00
Mercedes Allin	3622	SoCal	Speech Services	3/20/25	0.50	0.5	110	\$55.00		\$0.00
Mercedes Allin	3622	SoCal	Speech Services	3/28/25	0.50	0.5	110	\$55.00		\$0.00
Mercedes Allin	3622	SoCal	Speech Services	3/5/25	0.50	1	110	\$110.00		\$0.00
Mercedes Allin	3622	SoCal	Speech Services	3/12/25	0.50	1	110	\$110.00		\$0.00
Mercedes Allin	3622	SoCal	Speech Services	3/19/25	0.50	1	110	\$110.00		\$0.00
Mercedes Allin	3622	SoCal	Speech Services	3/28/25	0.50	1	110	\$110.00		\$0.00
Mercedes Allin	3622	SoCal	Speech Services	3/6/25	0.50	1	110	\$110.00		\$0.00
Mercedes Allin	3622	SoCal	Speech Services	3/20/25	0.50	1	110	\$110.00		\$0.00
Mercedes Allin	3622	SoCal	Speech Services	3/27/25	0.50	1	110	\$110.00		\$0.00
Mercedes Allin	3622	SoCal	Speech Services	3/13/25	0.50	0.5	110	\$55.00		\$0.00
Monika Mabe	3622	SoCal	510	3/21/25	0.50	0.5	100	\$50.00		\$0.00
Monika Mabe	3622	SoCal	510	3/3/25	0.50	1	100	\$100.00		\$0.00

Monika Mabe	3622	SoCal	510	3/7/25	0.50	1	100	\$100.00		\$0.00
Monika Mabe	3622	SoCal	510	3/24/25	0.50	0.5	100	\$50.00		\$0.00
Monika Mabe	3622	SoCal	510	3/10/25	0.50	0.5	100	\$50.00		\$0.00
Monika Mabe	3622	SoCal	510	3/17/25	0.50	0.5	100	\$50.00		\$0.00
Monika Mabe	3622	SoCal	510	3/31/25	0.50	0.5	100	\$50.00		\$0.00
Monika Mabe	3622	SoCal	515	3/7/25	0.50	0.5	95	\$47.50		\$0.00
Monika Mabe	3622	SoCal	515	3/14/25	0.50	0.5	95	\$47.50		\$0.00
Monika Mabe	3622	SoCal	515	3/21/25	0.50	0.5	95	\$47.50		\$0.00
Monika Mabe	3622	SoCal	510	3/7/25	0.75	1	100	\$100.00		\$0.00
Monika Mabe	3622	SoCal	510	3/21/25	0.75	0.5	100	\$50.00		\$0.00
Monika Mabe	3622	SoCal	510	3/14/25	0.75	0.5	100	\$50.00		\$0.00
Monika Mabe	3622	SoCal	510	3/21/25	0.50	0.5	100	\$50.00		\$0.00
Monika Mabe	3622	SoCal	510	3/7/25	0.50	0.5	100	\$50.00		\$0.00
Monika Mabe	3622	SoCal	510	3/24/25	0.50	0.5	100	\$50.00		\$0.00
Monika Mabe	3622	SoCal	520	3/21/25	0.50	0.5	120	\$60.00		\$0.00
Monika Mabe	3622	SoCal	510	3/3/25	0.50	1	100	\$100.00		\$0.00
Monika Mabe	3622	SoCal	510	3/17/25	0.50	1	100	\$100.00		\$0.00
Monika Mabe	3622	SoCal	510	3/31/25	0.50	1	100	\$100.00		\$0.00
Monika Mabe	3622	SoCal	510	3/24/25	0.50	0.5	100	\$50.00		\$0.00
Monika Mabe	3622	SoCal	510	3/14/25	0.50	0.5	100	\$50.00		\$0.00
Monika Mabe	3622	SoCal	IEP Meeting	3/12/25	1.00	1	100	\$100.00		\$0.00
Monika Mabe	3622	SoCal	IEP Meeting	3/20/25	1.00	1	100	\$100.00		\$0.00
Monique Nguyen	3622	SoCal	IEP Meeting	3/3/25	1.00	1	100	\$100.00		\$0.00
Monique Nguyen	3622	SoCal	IEP Meeting	3/8/25	1.00	1	100	\$100.00		\$0.00
Monique Nguyen	3622	SoCal	IEP Meeting	3/10/25	1.00	1	100	\$100.00		\$0.00
Monique Nguyen	3622	SoCal	IEP Meeting	3/12/25	1.00	1	100	\$100.00		\$0.00
Monique Nguyen	3622	SoCal	IEP Meeting	3/19/25	1.00	1	100	\$100.00		\$0.00
Monique Nguyen	3622	SoCal	IEP Meeting	3/27/25	1.00	1	100	\$100.00		\$0.00
Nadia Rojas	3622	SoCal	Nurse Assessment	3/1/25	n/a	n/a	n/a	\$700.00	66.00	\$46.20
Nadia Rojas	3622	SoCal	Nurse Assessment	3/1/25	n/a	n/a	n/a	\$700.00	117.00	\$81.90
Nadia Rojas	3622	SoCal	Nurse Assessment	3/3/25	n/a	n/a	n/a	\$700.00	40.00	\$28.00
Nadia Rojas	3622	SoCal	Nurse Assessment	3/4/25	n/a	n/a	n/a	\$700.00	122.00	\$85.40
Nadia Rojas	3622	SoCal	Nurse Assessment	3/15/25	n/a	n/a	n/a	\$700.00	27.00	\$18.90
Nadia Rojas	3622	SoCal	Nurse Assessment	3/17/25	n/a	n/a	n/a	\$700.00	130.00	\$91.00
Nadia Rojas	3622	SoCal	Nurse Assessment	3/17/25	n/a	n/a	n/a	\$700.00	0.00	\$0.00
Nadia Rojas	3622	SoCal	Nurse Assessment	3/21/25	n/a	n/a	n/a	\$700.00	81.00	\$56.70
Nadia Rojas	3622	SoCal	Nurse Assessment	3/22/25	n/a	n/a	n/a	\$700.00	59.00	\$41.30
Nadia Rojas	3622	SoCal	Nurse Assessment	3/22/25	n/a	n/a	n/a	\$700.00	102.00	\$71.40
Nadia Rojas	3622	SoCal	Nurse Assessment	3/24/25	n/a	n/a	n/a	\$700.00	82.00	\$57.40
Nadia Rojas	3622	SoCal	ECP	3/24/25	1.50	1.5	110	\$165.00		\$0.00
Nadia Rojas	3622	SoCal	ECP x3	3/27/25	4.50	4.5	110	\$495.00		\$0.00
Nadia Rojas	3622	SoCal	ECP x 2	3/1/25	3.00	3	110	\$330.00		\$0.00
Patricia Slaback	3622	SoCal	OI Services	3/28/25	0.25	1	110	\$110.00		\$0.00
Patricia Slaback	3622	SoCal	OI Services	3/27/25	0.25	1	110	\$110.00		\$0.00
Patricia Slaback	3622	SoCal	OI Services	3/28/25	0.25	1	110	\$110.00		\$0.00
Patricia Slaback	3622	SoCal	IEP Meeting	3/11/25	1.00	1	100	\$100.00		\$0.00
Penny Lopez	3622	SoCal	Speech Services	2/13/25	0.50	1	110	\$110.00		\$0.00
Penny Lopez	3622	SoCal	Speech Services	2/6/25	0.50	0.5	110	\$55.00		\$0.00
Penny Lopez	3622	SoCal	Speech Services	2/20/25	0.50	0.5	110	\$55.00		\$0.00
Penny Lopez	3622	SoCal	Speech Services	2/27/25	0.50	0.5	110	\$55.00		\$0.00
Penny Lopez	3622	SoCal	Speech Services	2/6/25	0.50	1	110	\$110.00		\$0.00
Penny Lopez	3622	SoCal	Speech Services	2/13/25	0.50	0.5	110	\$55.00		\$0.00
Penny Lopez	3622	SoCal	Speech Services	2/27/25	0.50	0.5	110	\$55.00		\$0.00
Penny Lopez	3622	SoCal	Speech Services	2/13/25	0.50	1	110	\$110.00		\$0.00
Penny Lopez	3622	SoCal	Speech Services	2/27/25	0.50	1	110	\$110.00		\$0.00
Penny Lopez	3622	SoCal	Speech Services	2/6/25	0.50	1	110	\$110.00		\$0.00
Penny Lopez	3622	SoCal	Speech Services	2/13/25	0.50	1	110	\$110.00		\$0.00
Penny Lopez	3622	SoCal	Speech Services	2/20/25	0.50	1	110	\$110.00		\$0.00
Penny Lopez	3622	SoCal	Speech Services	2/27/25	0.50	1	110	\$110.00		\$0.00
Penny Lopez	3622	SoCal	Speech Assessment	2/24/25	10.50	10.5	110	\$1,155.00		\$0.00
Reginald Boyd	3622	SoCal	510	3/6/25	0.50	0.5	100	\$50.00		\$0.00
Reginald Boyd	3622	SoCal	510	3/26/25	0.50	0.5	100	\$50.00		\$0.00
Reginald Boyd	3622	SoCal	510	3/11/25	0.50	1	100	\$100.00		\$0.00
Reginald Boyd	3622	SoCal	510	3/18/25	0.50	1	100	\$100.00		\$0.00
Reginald Boyd	3622	SoCal	510	3/25/25	0.50	1	100	\$100.00		\$0.00
Reginald Boyd	3622	SoCal	510	3/4/25	0.50	1	100	\$100.00		\$0.00
Reginald Boyd	3622	SoCal	510	3/28/25	0.50	1	100	\$100.00		\$0.00
Reginald Boyd	3622	SoCal	510	3/5/25	0.50	0.5	100	\$50.00		\$0.00
Reginald Boyd	3622	SoCal	510	3/19/25	0.50	0.5	100	\$50.00		\$0.00
Reginald Boyd	3622	SoCal	515	3/28/25	0.50	0.5	95	\$47.50		\$0.00
Reginald Boyd	3622	SoCal	515	3/31/25	0.50	1	95	\$95.00		\$0.00

Reginald Boyd	3622	SoCal	615	3/19/25	0.50	1	95	\$95.00		\$0.00
Reginald Boyd	3622	SoCal	615	3/26/25	0.50	1	95	\$95.00		\$0.00
Reginald Boyd	3622	SoCal	615	3/24/25	0.60	1	95	\$95.00		\$0.00
Reginald Boyd	3622	SoCal	610	3/20/25	0.50	1	100	\$100.00		\$0.00
Reginald Boyd	3622	SoCal	610	3/27/25	0.50	0.5	100	\$50.00		\$0.00
Reginald Boyd	3622	SoCal	610	3/6/25	0.50	0.5	100	\$50.00		\$0.00
Reginald Boyd	3622	SoCal	610	3/13/25	0.50	0.5	100	\$50.00		\$0.00
Reginald Boyd	3622	SoCal	610	3/7/25	0.50	1	100	\$100.00		\$0.00
Reginald Boyd	3622	SoCal	610	3/14/25	0.50	1	100	\$100.00		\$0.00
Reginald Boyd	3622	SoCal	610	3/21/25	0.50	1	100	\$100.00		\$0.00
Reginald Boyd	3622	SoCal	610	3/28/25	0.50	1	100	\$100.00		\$0.00
Reginald Boyd	3622	SoCal	610	3/11/25	0.50	1	100	\$100.00		\$0.00
Reginald Boyd	3622	SoCal	IEP Meeting	3/10/25	1.00	1	100	\$100.00		\$0.00
Reginald Boyd	3622	SoCal	IEP Meeting	3/20/25	1.00	1	100	\$100.00		\$0.00
Reginald Boyd	3622	SoCal	IEP Meeting	3/6/25	1.00	1	100	\$100.00		\$0.00
Reginald Boyd	3622	SoCal	IEP Meeting	3/12/25	1.00	1	100	\$100.00		\$0.00
Reginald Boyd	3622	SoCal	IEP Meeting	3/24/25	0.50	0.5	100	\$50.00		\$0.00
Reginald Boyd	3622	SoCal	IEP Meeting	3/25/25	1.00	1	100	\$100.00		\$0.00
Reginald Boyd	3622	SoCal	IEP Meeting	3/13/25	1.00	1	100	\$100.00		\$0.00
Roxanna Ware	3622	SoCal	Ed Psych Assessment	3/5/25	n/a	n/a	n/a	\$1,950.00	50.00	\$35.42
Roxanna Ware	3622	SoCal	Ed Psych Assessment	3/6/25	n/a	n/a	n/a	\$1,950.00	10.00	\$7.00
Roxanna Ware	3622	SoCal	Ed Psych Assessment	3/9/25	n/a	n/a	n/a	\$1,950.00	108.00	\$76.16
Roxanna Ware	3622	SoCal	Ed Psych Assessment	3/12/25	n/a	n/a	n/a	\$1,950.00	91.00	\$63.70
Roxanna Ware	3622	SoCal	FBA Assessment	3/12/25	n/a	n/a	n/a	\$1,950.00		\$0.00
Sarah Sabghzadeh	3622	SoCal	610	3/26/25	0.50	1	100	\$100.00		\$0.00
Sarah Sabghzadeh	3622	SoCal	610	3/12/25	0.50	0.5	100	\$50.00		\$0.00
Sarah Sabghzadeh	3622	SoCal	615	3/26/25	0.50	1	95	\$95.00		\$0.00
Sarah Sabghzadeh	3622	SoCal	615	3/12/25	0.50	0.5	95	\$47.50		\$0.00
Sarah Sabghzadeh	3622	SoCal	620	3/4/25	0.50	0.5	120	\$60.00		\$0.00
Sarah Sabghzadeh	3622	SoCal	610	3/13/25	0.50	1	100	\$100.00		\$0.00
Sarah Sabghzadeh	3622	SoCal	610	3/27/25	0.50	1	100	\$100.00		\$0.00
Sarah Sabghzadeh	3622	SoCal	610	3/6/25	0.50	1	100	\$100.00		\$0.00
Sarah Sabghzadeh	3622	SoCal	610	3/13/25	0.50	0.5	100	\$50.00		\$0.00
Sarah Sabghzadeh	3622	SoCal	610	3/20/25	0.50	1	100	\$100.00		\$0.00
Sarah Sabghzadeh	3622	SoCal	610	3/27/25	0.50	1	100	\$100.00		\$0.00
Sarah Sabghzadeh	3622	SoCal	610	3/6/25	0.50	1	100	\$100.00		\$0.00
Sarah Sabghzadeh	3622	SoCal	610	3/13/25	0.50	1	100	\$100.00		\$0.00
Sarah Sabghzadeh	3622	SoCal	610	3/20/25	0.50	1	100	\$100.00		\$0.00
Sarah Sabghzadeh	3622	SoCal	610	3/27/25	0.50	1	100	\$100.00		\$0.00
Shehli Casados	3622	SoCal	Speech Assessment	3/19/25	10.50	10.5	110	\$1,155.00		\$0.00
Shehli Casados	3622	SoCal	Speech Assessment	3/23/25	10.50	10.5	110	\$1,155.00		\$0.00
Sunshine Armstrong	3622	SoCal	635	3/19/25	0.50	0.5	110	\$55.00		\$0.00
Sunshine Armstrong	3622	SoCal	635	3/26/25	0.50	0.5	110	\$55.00		\$0.00
Sunshine Armstrong	3622	SoCal	635	3/5/25	0.50	0.5	110	\$55.00		\$0.00
Sunshine Armstrong	3622	SoCal	635	3/12/25	0.50	0.5	110	\$55.00		\$0.00
Sunshine Armstrong	3622	SoCal	635	3/17/25	0.50	1	110	\$110.00		\$0.00
Sunshine Armstrong	3622	SoCal	635	3/24/25	0.50	1	110	\$110.00		\$0.00
Sunshine Armstrong	3622	SoCal	635	3/5/25	0.50	0.5	110	\$55.00		\$0.00
Sunshine Armstrong	3622	SoCal	635	3/7/25	0.50	0.5	110	\$55.00		\$0.00
Sunshine Armstrong	3622	SoCal	635	3/12/25	0.50	0.5	110	\$55.00		\$0.00
Sunshine Armstrong	3622	SoCal	635	3/14/25	0.50	0.5	110	\$55.00		\$0.00
Sunshine Armstrong	3622	SoCal	635	3/19/25	0.50	0.5	110	\$55.00		\$0.00
Sunshine Armstrong	3622	SoCal	635	3/21/25	0.50	0.5	110	\$55.00		\$0.00
Sunshine Armstrong	3622	SoCal	635	3/26/25	0.50	0.5	110	\$55.00		\$0.00
Sunshine Armstrong	3622	SoCal	635	3/28/25	0.50	0.5	110	\$55.00		\$0.00
Sunshine Armstrong	3622	SoCal	635	3/3/25	0.50	1	110	\$110.00		\$0.00
Sunshine Armstrong	3622	SoCal	635	3/17/25	0.50	1	110	\$110.00		\$0.00
Sunshine Armstrong	3622	SoCal	635	3/19/25	0.50	1	110	\$110.00		\$0.00
Sunshine Armstrong	3622	SoCal	635	3/20/25	0.50	1	110	\$110.00		\$0.00
Sunshine Armstrong	3622	SoCal	635	3/21/25	0.50	1	110	\$110.00		\$0.00
Sunshine Armstrong	3622	SoCal	635	3/24/25	0.50	1	110	\$110.00		\$0.00
Sunshine Armstrong	3622	SoCal	635	3/26/25	0.50	1	110	\$110.00		\$0.00
Sunshine Armstrong	3622	SoCal	635	3/5/25	0.50	1	110	\$110.00		\$0.00
Sunshine Armstrong	3622	SoCal	635 Parent	3/21/25	0.50	1	110	\$110.00		\$0.00
Sunshine Armstrong	3622	SoCal	635 Parent	3/28/25	0.50	1	110	\$110.00		\$0.00
Sunshine Armstrong	3622	SoCal	635 Parent	3/7/25	0.50	1	110	\$110.00		\$0.00
Sunshine Armstrong	3622	SoCal	635 Parent	3/14/25	0.50	1	110	\$110.00		\$0.00
Sunshine Armstrong	3622	SoCal	635	3/6/25	0.50	0.5	110	\$55.00		\$0.00
Sunshine Armstrong	3622	SoCal	635	3/13/25	0.50	0.5	110	\$55.00		\$0.00
Sunshine Armstrong	3622	SoCal	635	3/20/25	0.50	0.5	110	\$55.00		\$0.00
Sunshine Armstrong	3622	SoCal	635	3/27/25	0.50	0.5	110	\$55.00		\$0.00

Sunshine Armstrong	3622	SoCal	635	3/3/25	0.50	1	110	\$110.00	\$0.00	
Sunshine Armstrong	3622	SoCal	635	3/4/25	0.50	1	110	\$110.00	\$0.00	
Sunshine Armstrong	3622	SoCal	635	3/6/25	0.50	1	110	\$110.00	\$0.00	
Sunshine Armstrong	3622	SoCal	635	3/7/25	0.50	1	110	\$110.00	\$0.00	
Sunshine Armstrong	3622	SoCal	635	3/10/25	0.50	1	110	\$110.00	\$0.00	
Sunshine Armstrong	3622	SoCal	635	3/11/25	0.50	1	110	\$110.00	\$0.00	
Sunshine Armstrong	3622	SoCal	635	3/13/25	0.50	1	110	\$110.00	\$0.00	
Sunshine Armstrong	3622	SoCal	635	3/14/25	0.50	1	110	\$110.00	\$0.00	
Sunshine Armstrong	3622	SoCal	635	3/17/25	0.50	1	110	\$110.00	\$0.00	
Sunshine Armstrong	3622	SoCal	635	3/31/25	0.50	1	110	\$110.00	\$0.00	
Sunshine Armstrong	3622	SoCal	635	3/4/25	0.65	1	110	\$110.00	\$0.00	
Sunshine Armstrong	3622	SoCal	635	3/11/25	0.65	1	110	\$110.00	\$0.00	
Sunshine Armstrong	3622	SoCal	635	3/25/25	0.65	1	110	\$110.00	\$0.00	
Sunshine Armstrong	3622	SoCal	635	3/4/25	0.50	0.5	110	\$55.00	\$0.00	
Sunshine Armstrong	3622	SoCal	635	3/11/25	0.50	0.5	110	\$55.00	\$0.00	
Sunshine Armstrong	3622	SoCal	635	3/18/25	0.50	0.5	110	\$55.00	\$0.00	
Sunshine Armstrong	3622	SoCal	635	3/25/25	0.50	0.5	110	\$55.00	\$0.00	
Sunshine Armstrong	3622	SoCal	635	3/19/25	0.50	0.5	110	\$55.00	\$0.00	
Sunshine Armstrong	3622	SoCal	635	3/3/25	0.50	1	110	\$110.00	\$0.00	
Sunshine Armstrong	3622	SoCal	635	3/5/25	0.50	1	110	\$110.00	\$0.00	
Sunshine Armstrong	3622	SoCal	635	3/12/25	0.50	1	110	\$110.00	\$0.00	
Sunshine Armstrong	3622	SoCal	635	3/17/25	0.50	1	110	\$110.00	\$0.00	
Sunshine Armstrong	3622	SoCal	635	3/19/25	0.50	1	110	\$110.00	\$0.00	
Sunshine Armstrong	3622	SoCal	635	3/24/25	0.50	1	110	\$110.00	\$0.00	
Sunshine Armstrong	3622	SoCal	635	3/31/25	0.50	1	110	\$110.00	\$0.00	
Sunshine Armstrong	3622	SoCal	635	3/4/25	0.50	1	110	\$110.00	\$0.00	
Sunshine Armstrong	3622	SoCal	635	3/6/25	0.50	1	110	\$110.00	\$0.00	
Sunshine Armstrong	3622	SoCal	635	3/13/25	0.50	1	110	\$110.00	\$0.00	
Sunshine Armstrong	3622	SoCal	635	3/18/25	0.50	1	110	\$110.00	\$0.00	
Sunshine Armstrong	3622	SoCal	635	3/20/25	0.50	1	110	\$110.00	\$0.00	
Sunshine Armstrong	3622	SoCal	635	3/27/25	0.50	1	110	\$110.00	\$0.00	
Sunshine Armstrong	3622	SoCal	635	3/13/25	0.50	1	110	\$110.00	\$0.00	
Sunshine Armstrong	3622	SoCal	635	3/17/25	0.50	1	110	\$110.00	\$0.00	
Sunshine Armstrong	3622	SoCal	635	3/20/25	0.50	1	110	\$110.00	\$0.00	
Sunshine Armstrong	3622	SoCal	635	3/27/25	0.50	1	110	\$110.00	\$0.00	
Sunshine Armstrong	3622	SoCal	635	3/6/25	0.50	0.5	110	\$55.00	\$0.00	
Sunshine Armstrong	3622	SoCal	635	3/4/25	0.50	1	110	\$110.00	\$0.00	
Sunshine Armstrong	3622	SoCal	635	3/7/25	0.50	1	110	\$110.00	\$0.00	
Sunshine Armstrong	3622	SoCal	635	3/11/25	0.50	1	110	\$110.00	\$0.00	
Sunshine Armstrong	3622	SoCal	635	3/14/25	0.50	1	110	\$110.00	\$0.00	
Sunshine Armstrong	3622	SoCal	635	3/18/25	0.50	1	110	\$110.00	\$0.00	
Sunshine Armstrong	3622	SoCal	635	3/21/25	0.50	1	110	\$110.00	\$0.00	
Sunshine Armstrong	3622	SoCal	635-Parent	3/28/25	0.50	1	110	\$110.00	\$0.00	
Sunshine Armstrong	3622	SoCal	635	3/24/25	0.50	1	110	\$110.00	\$0.00	
Sunshine Armstrong	3622	SoCal	635	3/27/25	0.50	1	110	\$110.00	\$0.00	
Sunshine Armstrong	3622	SoCal	635	3/31/25	0.50	1	110	\$110.00	\$0.00	
Sunshine Armstrong	3622	SoCal	635	3/17/25	0.50	0.5	110	\$55.00	\$0.00	
Sunshine Armstrong	3622	SoCal	635	3/20/25	0.50	0.5	110	\$55.00	\$0.00	
Sunshine Armstrong	3622	SoCal	635	3/3/25	0.50	0.5	110	\$55.00	\$0.00	
Sunshine Armstrong	3622	SoCal	635	3/6/25	0.50	0.5	110	\$55.00	\$0.00	
Sunshine Armstrong	3622	SoCal	635	3/10/25	0.50	0.5	110	\$55.00	\$0.00	
Sunshine Armstrong	3622	SoCal	635	3/13/25	0.50	0.5	110	\$55.00	\$0.00	
Sunshine Armstrong	3622	SoCal	635	3/21/25	0.50	0.5	110	\$55.00	\$0.00	
Sunshine Armstrong	3622	SoCal	635	3/28/25	0.50	0.5	110	\$55.00	\$0.00	
Sunshine Armstrong	3622	SoCal	635	3/7/25	0.50	0.5	110	\$55.00	\$0.00	
Sunshine Armstrong	3622	SoCal	635	3/14/25	0.50	0.5	110	\$55.00	\$0.00	
Sunshine Armstrong	3622	SoCal	635	3/6/25	1.00	1	110	\$110.00	\$0.00	
Sunshine Armstrong	3622	SoCal	635	3/13/25	1.00	1	110	\$110.00	\$0.00	
Sunshine Armstrong	3622	SoCal	635	3/20/25	1.00	1	110	\$110.00	\$0.00	
Sunshine Armstrong	3622	SoCal	635	3/4/25	0.50	1	110	\$110.00	\$0.00	
Sunshine Armstrong	3622	SoCal	635	3/16/25	0.50	1	110	\$110.00	\$0.00	
Sunshine Armstrong	3622	SoCal	635	3/21/25	0.50	0.5	110	\$55.00	\$0.00	
Sunshine Armstrong	3622	SoCal	635	3/28/25	0.50	0.5	110	\$55.00	\$0.00	
Sunshine Armstrong	3622	SoCal	635	3/7/25	0.50	0.5	110	\$55.00	\$0.00	
Sunshine Armstrong	3622	SoCal	635	3/14/25	0.50	0.5	110	\$55.00	\$0.00	
Susana Cedre	3622	SoCal	Nurse Assessment	3/15/25	n/a	n/a	n/a	\$700.00	7.60	\$5.32
Susana Cedre	3622	SoCal	Nurse Assessment	3/15/25	n/a	n/a	n/a	\$700.00	1.90	\$1.33
Susana Cedre	3622	SoCal	Nurse Assessment	3/20/25	n/a	n/a	n/a	\$700.00	46.80	\$32.83
Susana Cedre	3622	SoCal	Nurse Assessment	3/22/25	n/a	n/a	n/a	\$700.00	10.30	\$7.21
Susana Cedre	3622	SoCal	Nurse Assessment	3/22/25	n/a	n/a	n/a	\$700.00	15.80	\$11.06
Susana Cedre	3622	SoCal	Nurse Assessment	3/22/25	n/a	n/a	n/a	\$700.00	78.60	\$53.62

Susana Cedre	3622	SoCal	Nurse Assessment	3/1/25	n/a	n/a	n/a	\$700.00	15.70	\$10.99
Susana Cedre	3622	SoCal	Nurse Assessment	3/1/25	n/a	n/a	n/a	\$700.00	77.60	\$54.32
Susana Cedre	3622	SoCal	Nurse Assessment	3/3/25	n/a	n/a	n/a	\$700.00	38.50	\$26.95
Susana Cedre	3622	SoCal	Nurse Assessment	3/8/25	n/a	n/a	n/a	\$700.00	103.60	\$72.52
Susana Cedre	3622	SoCal	Nurse Assessment	3/12/25	n/a	n/a	n/a	\$700.00	74.80	\$52.36
Susana Cedre	3622	SoCal	ECP	3/1/25	1.50	1.5	110	\$165.00		\$0.00
Susana Cedre	3622	SoCal	ECP	3/20/25	1.50	1.5	110	\$165.00		\$0.00
Susana Cedre	3622	SoCal	ECP	3/15/25	1.50	1.5	110	\$165.00		\$0.00
Teresa Nicolle	3622	SoCal	Nurse Assessment	3/10/25	n/a	n/a	n/a	\$700.00	25.90	\$18.13
Terrie Schoch	3622	SoCal	510	3/5/25	0.50	1	100	\$100.00		\$0.00
Terrie Schoch	3622	SoCal	510	3/12/25	0.50	1	100	\$100.00		\$0.00
Terrie Schoch	3622	SoCal	510	3/18/25	0.50	1	100	\$100.00		\$0.00
Terrie Schoch	3622	SoCal	510	3/26/25	0.50	1	100	\$100.00		\$0.00
Terrie Schoch	3622	SoCal	515	3/8/25	0.50	1	95	\$95.00		\$0.00
Terrie Schoch	3622	SoCal	515	3/20/25	0.50	1	95	\$95.00		\$0.00
Terrie Schoch	3622	SoCal	515	3/27/25	0.50	1	95	\$95.00		\$0.00
Terrie Schoch	3622	SoCal	515	3/13/25	0.50	1	95	\$95.00		\$0.00
Terrie Schoch	3622	SoCal	520	3/5/25	1.00	0.5	120	\$60.00		\$0.00
Terrie Schoch	3622	SoCal	520	3/19/25	1.00	0.5	120	\$60.00		\$0.00
Terrie Schoch	3622	SoCal	520	3/12/25	1.00	0.5	120	\$60.00		\$0.00
Terrie Schoch	3622	SoCal	520	3/26/25	1.00	0.5	120	\$60.00		\$0.00
Terrie Schoch	3622	SoCal	515	3/25/25	1.00	0.5	95	\$47.50		\$0.00
Terrie Schoch	3622	SoCal	510	3/6/25	0.50	0.5	100	\$50.00		\$0.00
Terrie Schoch	3622	SoCal	515	3/4/25	0.25	0.5	95	\$47.50		\$0.00
Terrie Schoch	3622	SoCal	515	3/11/25	0.25	0.5	95	\$47.50		\$0.00
Terrie Schoch	3622	SoCal	515	3/18/25	0.25	0.5	95	\$47.50		\$0.00
Terrie Schoch	3622	SoCal	515	3/25/25	0.25	0.5	95	\$47.50		\$0.00
Terrie Schoch	3622	SoCal	515	3/13/25	0.50	1	95	\$95.00		\$0.00
Terrie Schoch	3622	SoCal	515	3/27/25	0.50	0.5	95	\$47.50		\$0.00
Terrie Schoch	3622	SoCal	515	3/20/25	0.50	0.5	95	\$47.50		\$0.00
Terrie Schoch	3622	SoCal	515	3/6/25	0.50	0.5	95	\$47.50		\$0.00
Terrie Schoch	3622	SoCal	515	3/19/25	0.50	1	95	\$95.00		\$0.00
Terrie Schoch	3622	SoCal	515	3/6/25	0.50	1	95	\$95.00		\$0.00
Terrie Schoch	3622	SoCal	515	3/13/25	0.50	1	95	\$95.00		\$0.00
Terrie Schoch	3622	SoCal	515	3/20/25	0.50	1	95	\$95.00		\$0.00
Terrie Schoch	3622	SoCal	515	3/27/25	0.50	0.5	95	\$47.50		\$0.00
Terrie Schoch	3622	SoCal	510	3/6/25	0.50	1	100	\$100.00		\$0.00
Terrie Schoch	3622	SoCal	510	3/13/25	0.50	1	100	\$100.00		\$0.00
Terrie Schoch	3622	SoCal	510	3/20/25	0.50	1	100	\$100.00		\$0.00
Terrie Schoch	3622	SoCal	510	3/27/25	0.50	1	100	\$100.00		\$0.00
Terrie Schoch	3622	SoCal	520	3/5/25	0.50	0.5	120	\$60.00		\$0.00
Terrie Schoch	3622	SoCal	520	3/12/25	0.50	0.5	120	\$60.00		\$0.00
Terrie Schoch	3622	SoCal	520	3/19/25	0.50	0.5	120	\$60.00		\$0.00
Terrie Schoch	3622	SoCal	520	3/26/25	0.50	0.5	120	\$60.00		\$0.00
Terrie Schoch	3622	SoCal	530	3/13/25	0.50	1	110	\$110.00		\$0.00
Terrie Schoch	3622	SoCal	530	3/27/25	0.50	1	110	\$110.00		\$0.00
Terrie Schoch	3622	SoCal	515	3/6/25	0.50	0.5	95	\$47.50		\$0.00
Terrie Schoch	3622	SoCal	515	3/20/25	0.50	0.5	95	\$47.50		\$0.00
Terrie Schoch	3622	SoCal	515	3/27/25	0.50	0.5	95	\$47.50		\$0.00
Terrie Schoch	3622	SoCal	510	3/27/25	0.50	1	100	\$100.00		\$0.00
Terrie Schoch	3622	SoCal	510	3/6/25	0.50	1	100	\$100.00		\$0.00
Terrie Schoch	3622	SoCal	510	3/30/25	0.50	1	100	\$100.00		\$0.00
Terrie Schoch	3622	SoCal	510	3/13/25	0.50	0.5	100	\$60.00		\$0.00
Terrie Schoch	3622	SoCal	520	2/25/25	0.50	0.5	120	\$60.00		\$0.00
Terrie Schoch	3622	SoCal	520	3/4/25	0.50	0.5	120	\$60.00		\$0.00
Terrie Schoch	3622	SoCal	520	3/18/25	0.50	0.5	120	\$60.00		\$0.00
Terrie Schoch	3622	SoCal	520	3/25/25	0.50	0.5	120	\$60.00		\$0.00
Terrie Schoch	3622	SoCal	IEP Meeting	3/28/25	1.00	1	100	\$100.00		\$0.00
Tina Kim	3622	SoCal	OT Services	3/4/25	0.50	1	110	\$110.00		\$0.00
Tina Kim	3622	SoCal	OT Services	3/11/25	0.50	1	110	\$110.00		\$0.00
Tina Kim	3622	SoCal	OT Services	3/25/25	0.50	1	110	\$110.00		\$0.00
Tina Kim	3622	SoCal	OT Services	3/4/25	0.50	1	110	\$110.00		\$0.00
Tina Kim	3622	SoCal	OT Services	3/12/25	0.50	1	110	\$110.00		\$0.00
Tina Kim	3622	SoCal	OT Services	3/18/25	0.50	1	110	\$110.00		\$0.00
Tina Kim	3622	SoCal	IEP Meeting	3/24/25	1.00	1	100	\$100.00		\$0.00
Tina Kim	3622	SoCal	IEP Meeting	3/12/25	1.25	1.25	100	\$125.00		\$0.00
Vahe Amiran	3622	SoCal	Ed Psych Assessment	3/1/25	n/a	n/a	n/a	\$1,950.00	54.00	\$37.80
Vahe Amiran	3622	SoCal	Ed Psych Assessment	3/1/25	n/a	n/a	n/a	\$1,950.00	117.00	\$81.90
Vahe Amiran	3622	SoCal	Ed Psych Assessment	3/4/25	n/a	n/a	n/a	\$1,950.00	112.00	\$78.40
Vahe Amiran	3622	SoCal	Ed Psych Assessment	3/8/25	n/a	n/a	n/a	\$1,950.00	96.00	\$66.60
Vahe Amiran	3622	SoCal	Ed Psych Assessment	3/8/25	n/a	n/a	n/a	\$1,950.00	65.00	\$45.50

Vahe Amiran	3622	SoCal	Ed Psych Assessment	3/9/25	n/a	n/a	n/a	\$1,950.00	106.00	\$75.60
Vahe Amiran	3622	SoCal	Ed Psych Assessment	3/11/25	n/a	n/a	n/a	\$1,950.00	112.00	\$78.40
Vahe Amiran	3622	SoCal	Ed Psych Assessment	3/11/25	n/a	n/a	n/a	\$1,950.00	88.00	\$47.60
Vahe Amiran	3622	SoCal	Ed Psych Assessment	3/16/25	n/a	n/a	n/a	\$1,950.00	102.00	\$71.40
Vahe Amiran	3622	SoCal	Ed Psych Assessment	3/16/25	n/a	n/a	n/a	\$1,950.00	88.00	\$47.60
Vahe Amiran	3622	SoCal	IEP Meeting	3/4/25	0.50	0.5	100	\$50.00		\$0.00
Vahe Amiran	3622	SoCal	IEP Meeting	3/27/25	1.00	1	100	\$100.00		\$0.00
Vanessa Abraham	3622	SoCal	Speech Assessment	2/12/25	10.50	10.5	110	\$1,155.00		\$0.00
Vanessa Abraham	3622	SoCal	Speech Assessment	3/4/25	10.50	10.5	110	\$1,155.00		\$0.00
Vanessa Abraham	3622	SoCal	Speech Assessment	3/22/25	10.50	10.5	110	\$1,155.00		\$0.00
Vanessa Abraham	3622	SoCal	IEP Meeting	3/3/25	1.00	1	100	\$100.00		\$0.00
Vanessa Abraham	3622	SoCal	IEP Meeting	3/3/25	1.00	1	100	\$100.00		\$0.00
Vanessa Abraham	3622	SoCal	IEP Meeting	3/5/25	1.00	1	100	\$100.00		\$0.00
Vanessa Abraham	3622	SoCal	IEP Meeting	3/8/25	1.50	1.5	100	\$150.00		\$0.00
Vanessa Abraham	3622	SoCal	IEP Meeting	3/12/25	1.00	1	100	\$100.00		\$0.00
Vanessa Abraham	3622	SoCal	IEP Meeting	3/12/25	1.00	1	100	\$100.00		\$0.00
Vanessa Abraham	3622	SoCal	IEP Meeting	3/12/25	1.25	1.25	100	\$125.00		\$0.00
Vanessa Abraham	3622	SoCal	IEP Meeting	3/18/25	1.00	1	100	\$100.00		\$0.00
Vanessa Abraham	3622	SoCal	IEP Meeting	3/21/25	1.50	1.5	100	\$150.00		\$0.00
Vanessa Abraham	3622	SoCal	IEP Meeting	3/26/25	1.00	1	100	\$100.00		\$0.00
Vanessa Abraham	3622	SoCal	IEP Meeting	3/28/25	1.50	1.5	100	\$150.00		\$0.00
Yasaman Danesh-Panahi	3622	SoCal	OT Assessment	3/28/25	10.50	10.5	110	\$1,155.00		\$0.00
Yasaman Danesh-Panahi	3622	SoCal	OT Assessment	3/13/25	10.50	10.5	110	\$1,155.00		\$0.00
Yasaman Danesh-Panahi	3622	SoCal	OT Services	3/3/25	0.50	0.5	110	\$55.00		\$0.00
Yasaman Danesh-Panahi	3622	SoCal	OT Services	3/10/25	0.50	0.5	110	\$55.00		\$0.00
Yasaman Danesh-Panahi	3622	SoCal	OT Services	3/17/25	0.50	0.5	110	\$55.00		\$0.00
Yasaman Danesh-Panahi	3622	SoCal	OT Services	3/24/25	0.50	0.5	110	\$55.00		\$0.00
Yasaman Danesh-Panahi	3622	SoCal	OT Services	3/31/25	0.50	0.5	110	\$55.00		\$0.00
Yasaman Danesh-Panahi	3622	SoCal	OT Services	3/3/25	0.50	0.5	110	\$55.00		\$0.00
Yasaman Danesh-Panahi	3622	SoCal	OT Services	3/10/25	0.50	0.5	110	\$55.00		\$0.00
Yasaman Danesh-Panahi	3622	SoCal	OT Services	3/4/25	0.50	1	110	\$110.00		\$0.00
Yasaman Danesh-Panahi	3622	SoCal	OT Services	3/11/25	0.50	1	110	\$110.00		\$0.00
Yasaman Danesh-Panahi	3622	SoCal	OT Services	3/25/25	0.50	1	110	\$110.00		\$0.00
Yasaman Danesh-Panahi	3622	SoCal	OT Services	3/18/25	0.50	0.5	110	\$55.00		\$0.00
Yasaman Danesh-Panahi	3622	SoCal	OT Services	3/5/25	0.50	0.5	110	\$55.00		\$0.00
Yasaman Danesh-Panahi	3622	SoCal	OT Services	3/12/25	0.50	0.5	110	\$55.00		\$0.00
Yasaman Danesh-Panahi	3622	SoCal	OT Services	3/5/25	0.50	1	110	\$110.00		\$0.00
Yasaman Danesh-Panahi	3622	SoCal	OT Services	3/12/25	0.50	1	110	\$110.00		\$0.00
Yasaman Danesh-Panahi	3622	SoCal	OT Services	3/19/25	0.50	1	110	\$110.00		\$0.00
Yasaman Danesh-Panahi	3622	SoCal	OT Services	3/5/25	0.50	1	110	\$110.00		\$0.00
Yasaman Danesh-Panahi	3622	SoCal	OT Services	3/21/25	0.50	1	110	\$110.00		\$0.00
Yasaman Danesh-Panahi	3622	SoCal	OT Services	3/21/25	0.50	1	110	\$110.00		\$0.00
Yasaman Danesh-Panahi	3622	SoCal	OT Services	3/6/25	0.50	0.5	110	\$55.00		\$0.00
Yasaman Danesh-Panahi	3622	SoCal	OT Services	3/13/25	0.50	0.5	110	\$55.00		\$0.00
Yasaman Danesh-Panahi	3622	SoCal	OT Services	3/4/25	0.50	1	110	\$110.00		\$0.00
Yasaman Danesh-Panahi	3622	SoCal	OT Services	3/11/25	0.50	1	110	\$110.00		\$0.00
Yasaman Danesh-Panahi	3622	SoCal	OT Services	3/13/25	0.50	1	110	\$110.00		\$0.00
Yasaman Danesh-Panahi	3622	SoCal	OT Services	3/27/25	0.50	1	110	\$110.00		\$0.00
Yasaman Danesh-Panahi	3622	SoCal	OT Services	3/25/25	0.50	0.5	110	\$55.00		\$0.00
Yasaman Danesh-Panahi	3622	SoCal	OT Services	3/6/25	0.50	0.5	110	\$55.00		\$0.00
Yasaman Danesh-Panahi	3622	SoCal	OT Services	3/20/25	0.50	0.5	110	\$55.00		\$0.00
Yasaman Danesh-Panahi	3622	SoCal	OT Services	3/18/25	0.50	0.5	110	\$55.00		\$0.00
Yasaman Danesh-Panahi	3622	SoCal	OT Services	3/4/25	0.50	1	110	\$110.00		\$0.00
Yasaman Danesh-Panahi	3622	SoCal	OT Services	3/18/25	0.50	1	110	\$110.00		\$0.00
Yasaman Danesh-Panahi	3622	SoCal	OT Services	3/25/25	0.50	1	110	\$110.00		\$0.00
Yasaman Danesh-Panahi	3622	SoCal	OT Services	3/11/25	0.50	0.5	110	\$55.00		\$0.00
Yasaman Danesh-Panahi	3622	SoCal	OT Services	3/11/25	0.50	1	110	\$110.00		\$0.00
Yasaman Danesh-Panahi	3622	SoCal	OT Services	3/18/25	0.50	1	110	\$110.00		\$0.00
Yasaman Danesh-Panahi	3622	SoCal	OT Services	3/25/25	0.50	1	110	\$110.00		\$0.00
Yasaman Danesh-Panahi	3622	SoCal	OT Services	3/4/25	0.50	0.5	110	\$55.00		\$0.00
Yasaman Danesh-Panahi	3622	SoCal	OT Services	3/3/25	0.50	1	110	\$110.00		\$0.00
Yasaman Danesh-Panahi	3622	SoCal	OT Services	3/10/25	0.50	1	110	\$110.00		\$0.00
Yasaman Danesh-Panahi	3622	SoCal	OT Services	3/17/25	0.50	1	110	\$110.00		\$0.00
Yasaman Danesh-Panahi	3622	SoCal	OT Services	3/24/25	0.50	1	110	\$110.00		\$0.00
Yasaman Danesh-Panahi	3622	SoCal	OT Services	3/31/25	0.50	1	110	\$110.00		\$0.00
Yasaman Danesh-Panahi	3622	SoCal	OT Services	3/3/25	0.50	1	110	\$110.00		\$0.00
Yasaman Danesh-Panahi	3622	SoCal	OT Services	3/10/25	0.50	1	110	\$110.00		\$0.00
Yasaman Danesh-Panahi	3622	SoCal	OT Services	3/17/25	0.50	1	110	\$110.00		\$0.00

Yvonne Duarte	3622	SoCal	[REDACTED]	IEP Meeting	3/12/25	1.25	1.25	100	\$125.00	\$0.00
Yvonne Duarte	3622	SoCal	[REDACTED]	IEP Meeting	2/24/25	1.00	1	100	\$100.00	\$0.00
Yvonne Duarte	3622	SoCal	[REDACTED]	IEP Meeting	3/31/25	1.50	1.5	100	\$150.00	\$0.00
				Total for Service:			Total for Mileage:	Total Due:	\$285,510.00	6,044.20
Total						\$285,510.00	\$	4,230.94	\$289,740.94	



1722 S. Lewis Rd.
Camarillo, CA 93012-8520

Invoice Date: 4/30/2025
Invoice No.: 37121

To: California Online Public Schools
33272 Valle Road
San Juan Capistrano, CA 92675

April 2025 Invoice

Net Due: 30 Days Due Date: 5/30/2025

<u>Unit</u>	<u>Description</u>	<u>Cost Per Unit</u>	<u>Subtotal</u>
30	Days	1,300.00	39,000.00



Camino a Casa-Residential Board and Care
(All inclusive)

Total Amount Due: \$ **39,000.00**

Prepared by: Marisol Morales, Lead Revenue Specialist
Phone: 805-366-4421 email: mmorales@casapacifica.org



Non-Public School Attendance

Period from 04/01/2025 to 04/30/2025

District: California Online Public Schools

Calendar Month: April, 2025

School Days Open: 17

Client	Tuesday, 01	Wednesday, 02	Thursday, 03	Friday, 04	Monday, 07	Tuesday, 08	Wednesday, 09	Thursday, 10	Friday, 11	Monday, 21	Tuesday, 22	Wednesday, 23	Thursday, 24	Friday, 25	Monday, 28	Tuesday, 29	Wednesday, 30	Days Present	
[REDACTED]	1	1	1	1	1	1	1	1	1	1	1	1	1	1	1	1	1	1	17
Total	1	1	1	1	1	1	1	1	1	1	1	1	1	1	1	1	1	1	17

W. Love

05/02/25

Teacher, Program Specialist

Page 2 of 28

Non-Public School Attendance

cpc_NPS_attendance_by_district_v1.04.rpt

5/2/2025

4:44:45PM

NORCAL

BILLING INVOICE

Invoice #	3523	Billed To:	California Online Public School
Invoice Date	3/31/25		Attn: La Chelle Carter
Name	El Paseo Children's Center Inc		
Mailing Address	74075 El Paseo Drive, Suite A2B		lacarter@calca.connectionsacademy.org
Telephone	760-342-4900		SPEd-Finance@calomiasops.org
			abatinc@calca.connectionsacademy.org

Provider	Invoice #	Region	Student	Service Type	Service Date	Actual Service Time	Billable Service in Hours	Hourly Fee	Amount Due for Service	Miles Traveled	Miles Traveled x .70
Alejandra Anoncal	3523	NorCal	[REDACTED]	IEP Meeting	3/25/25	1.00	1	100	\$100.00		\$0.00
Alejandra Anoncal	3523	NorCal	[REDACTED]	IEP Meeting	3/26/25	1.00	1	100	\$100.00		\$0.00
Alejandra Anoncal	3523	NorCal	[REDACTED]	IEP Meeting	3/17/25	0.50	0.5	100	\$50.00		\$0.00
Alejandra Anoncal	3523	NorCal	[REDACTED]	IEP Meeting	3/31/25	1.00	1	100	\$100.00		\$0.00
Alejandra Anoncal	3523	NorCal	[REDACTED]	IEP Meeting	3/31/25	1.00	1	100	\$100.00		\$0.00
Alyssa Guerrero	3523	NorCal	[REDACTED]	IEP Meeting	3/31/25	1.50	1.5	100	\$150.00		\$0.00
Alyssa Guerrero	3523	NorCal	[REDACTED]	OT Assessment	3/14/25	10.50	10.5	100	\$1,050.00		\$0.00
Alyssa Guerrero	3523	NorCal	[REDACTED]	IEP Meeting	3/19/25	1.00	1	100	\$100.00		\$0.00
Alyssa Guerrero	3523	NorCal	[REDACTED]	IEP Meeting	3/21/25	0.50	0.5	100	\$50.00		\$0.00
Alyssa Guerrero	3523	NorCal	[REDACTED]	IEP Meeting	3/24/25	1.00	1	100	\$100.00		\$0.00
Alyssa Guerrero	3523	NorCal	[REDACTED]	OT Assessment	3/28/25	10.50	10.5	110	\$1,155.00		\$0.00
Anamle Norbul	3523	NorCal	[REDACTED]	DHH Service	3/3/25	0.25	1	110	\$110.00		\$0.00
Anamle Norbul	3523	NorCal	[REDACTED]	DHH Service	3/5/25	0.75	1	110	\$110.00		\$0.00
Anamle Norbul	3523	NorCal	[REDACTED]	DHH Service	3/10/25	0.75	1	110	\$110.00		\$0.00
Anamle Norbul	3523	NorCal	[REDACTED]	DHH Service	3/12/25	0.75	1	110	\$110.00		\$0.00
Anamle Norbul	3523	NorCal	[REDACTED]	DHH Service	3/20/25	0.75	1	110	\$110.00		\$0.00
Anamle Norbul	3523	NorCal	[REDACTED]	DHH Service	3/21/25	0.75	1	110	\$110.00		\$0.00
Anamle Norbul	3523	NorCal	[REDACTED]	DHH Service	3/27/25	0.75	1	110	\$110.00		\$0.00
Anamle Norbul	3523	NorCal	[REDACTED]	IEP Meeting	3/31/25	1.00	1	100	\$100.00		\$0.00
Arana Vista	3523	NorCal	[REDACTED]	OT Services	3/5/25	0.50	1	110	\$110.00		\$0.00
Arana Vista	3523	NorCal	[REDACTED]	OT Services	3/12/25	0.50	1	110	\$110.00		\$0.00
Arana Vista	3523	NorCal	[REDACTED]	OT Services	3/19/25	0.50	1	110	\$110.00		\$0.00
Arana Vista	3523	NorCal	[REDACTED]	OT Services	3/26/25	0.50	1	110	\$110.00		\$0.00
Arana Vista	3523	NorCal	[REDACTED]	OT Services	3/5/25	0.50	0.5	110	\$55.00		\$0.00
Arana Vista	3523	NorCal	[REDACTED]	OT Services	3/10/25	0.50	0.5	110	\$55.00		\$0.00
Arana Vista	3523	NorCal	[REDACTED]	OT Services	3/17/25	0.50	1	110	\$110.00		\$0.00
Arana Vista	3523	NorCal	[REDACTED]	OT Services	3/24/25	0.50	1	110	\$110.00		\$0.00
Arana Vista	3523	NorCal	[REDACTED]	OT Services	3/24/25	0.50	1	110	\$110.00		\$0.00
Arana Vista	3523	NorCal	[REDACTED]	OT Services	3/12/25	0.50	1	110	\$110.00		\$0.00
Arana Vista	3523	NorCal	[REDACTED]	OT Services	3/26/25	0.50	0.5	110	\$55.00		\$0.00
Arana Vista	3523	NorCal	[REDACTED]	OT Services	3/4/25	0.50	1	110	\$110.00		\$0.00
Arana Vista	3523	NorCal	[REDACTED]	OT Services	3/11/25	0.50	1	110	\$110.00		\$0.00
Arana Vista	3523	NorCal	[REDACTED]	OT Services	3/18/25	0.50	1	110	\$110.00		\$0.00
Arana Vista	3523	NorCal	[REDACTED]	OT Services	3/25/25	0.50	1	110	\$110.00		\$0.00
Arana Vista	3523	NorCal	[REDACTED]	OT Services	3/4/25	0.50	1	110	\$110.00		\$0.00
Arana Vista	3523	NorCal	[REDACTED]	OT Services	3/18/25	0.50	1	110	\$110.00		\$0.00
Arana Vista	3523	NorCal	[REDACTED]	OT Services	3/6/25	0.50	1	110	\$110.00		\$0.00
Arana Vista	3523	NorCal	[REDACTED]	OT Services	3/13/25	0.50	1	110	\$110.00		\$0.00
Arana Vista	3523	NorCal	[REDACTED]	OT Services	3/20/25	0.50	1	110	\$110.00		\$0.00
Arana Vista	3523	NorCal	[REDACTED]	OT Services	3/6/25	0.50	1	110	\$110.00		\$0.00
Arana Vista	3523	NorCal	[REDACTED]	OT Services	3/12/25	0.50	1	110	\$110.00		\$0.00
Arana Vista	3523	NorCal	[REDACTED]	OT Services	3/26/25	0.50	1	110	\$110.00		\$0.00
Arana Vista	3523	NorCal	[REDACTED]	OT Services	3/26/25	0.50	1	110	\$110.00		\$0.00
Amanda Alvarez Rico	3523	NorCal	[REDACTED]	IEP Meeting	3/17/25	1.25	1.25	100	\$125.00		\$0.00
Amanda Alvarez Rico	3523	NorCal	[REDACTED]	IEP Meeting	3/24/25	1.00	1	100	\$100.00		\$0.00
Ashton Guillard	3523	NorCal	[REDACTED]	Speech Services	3/8/25	0.50	1	110	\$110.00		\$0.00
Ashton Guillard	3523	NorCal	[REDACTED]	Speech Services	3/10/25	0.50	1	110	\$110.00		\$0.00
Ashton Guillard	3523	NorCal	[REDACTED]	Speech Services	3/13/25	0.50	1	110	\$110.00		\$0.00
Ashton Guillard	3523	NorCal	[REDACTED]	Speech Services	3/17/25	0.50	1	110	\$110.00		\$0.00
Ashton Guillard	3523	NorCal	[REDACTED]	Speech Services	3/20/25	0.50	1	110	\$110.00		\$0.00
Ashton Guillard	3523	NorCal	[REDACTED]	Speech Services	3/24/25	0.50	1	110	\$110.00		\$0.00
Ashton Guillard	3523	NorCal	[REDACTED]	Speech Services	3/27/25	0.50	0.5	110	\$55.00		\$0.00
Ashton Guillard	3523	NorCal	[REDACTED]	Speech Services	3/31/25	0.50	0.5	110	\$55.00		\$0.00
Ashton Guillard	3523	NorCal	[REDACTED]	Speech Services	3/10/25	0.50	1	110	\$110.00		\$0.00
Ashton Guillard	3523	NorCal	[REDACTED]	Speech Services	3/17/25	0.50	1	110	\$110.00		\$0.00
Ashton Guillard	3523	NorCal	[REDACTED]	Speech Services	3/24/25	0.50	1	110	\$110.00		\$0.00
Ashton Guillard	3523	NorCal	[REDACTED]	Speech Services	3/27/25	0.50	1	110	\$110.00		\$0.00
Ashton Guillard	3523	NorCal	[REDACTED]	Speech Services	3/31/25	0.50	1	110	\$110.00		\$0.00
Ashton Guillard	3523	NorCal	[REDACTED]	Speech Services	3/17/25	0.50	1	110	\$110.00		\$0.00
Ashton Guillard	3523	NorCal	[REDACTED]	Speech Services	3/13/25	0.75	1	110	\$110.00		\$0.00
Ashton Guillard	3523	NorCal	[REDACTED]	Speech Services	3/18/25	0.50	1	110	\$110.00		\$0.00
Ashton Guillard	3523	NorCal	[REDACTED]	Speech Services	3/20/25	0.50	0.5	110	\$55.00		\$0.00
Ashton Guillard	3523	NorCal	[REDACTED]	Speech Services	3/25/25	0.50	1	110	\$110.00		\$0.00
Ashton Guillard	3523	NorCal	[REDACTED]	Speech Services	3/27/25	0.50	1	110	\$110.00		\$0.00
Ashton Guillard	3523	NorCal	[REDACTED]	Speech Services	3/24/25	0.50	0.5	110	\$55.00		\$0.00
Ashton Guillard	3523	NorCal	[REDACTED]	Speech Services	3/31/25	0.50	0.5	110	\$55.00		\$0.00
Ashton Guillard	3523	NorCal	[REDACTED]	Speech Services	3/10/25	0.50	0.5	110	\$55.00		\$0.00
Ashton Guillard	3523	NorCal	[REDACTED]	Speech Services	3/17/25	0.50	0.5	110	\$55.00		\$0.00
Brandice Mabe	3523	NorCal	[REDACTED]	Ed Psych Assessment	3/1/25	n/a	n/a	n/a	\$1,950.00	173.80	\$121.52

Brandice Mabe	3623	NorCal	[REDACTED]	Ed Psych Assessment	3/10/25	n/a	n/a	n/a	\$1,950.00	44.40	\$31.08
Brandice Mabe	3623	NorCal	[REDACTED]	Ed Psych Assessment	3/15/25	n/a	n/a	n/a	\$1,950.00	177.80	\$124.32
Brenda Rea	3623	NorCal	[REDACTED]	515	3/3/25	0.50	0.5	95	\$47.50		\$0.00
Brenda Rea	3623	NorCal	[REDACTED]	515	3/6/25	0.50	0.5	95	\$47.50		\$0.00
Brenda Rea	3623	NorCal	[REDACTED]	515	3/10/25	0.50	0.5	95	\$47.50		\$0.00
Brenda Rea	3623	NorCal	[REDACTED]	515	3/12/25	0.50	0.5	95	\$47.50		\$0.00
Brenda Rea	3623	NorCal	[REDACTED]	515	3/17/25	0.50	0.5	95	\$47.50		\$0.00
Brenda Rea	3623	NorCal	[REDACTED]	515	3/19/25	0.50	0.5	95	\$47.50		\$0.00
Brenda Rea	3623	NorCal	[REDACTED]	515	3/24/25	0.50	0.5	95	\$47.50		\$0.00
Brenda Rea	3623	NorCal	[REDACTED]	515	3/26/25	0.50	0.5	95	\$47.50		\$0.00
Brenda Rea	3623	NorCal	[REDACTED]	515	3/31/25	0.50	0.5	95	\$47.50		\$0.00
Brenda Rea	3623	NorCal	[REDACTED]	510	3/3/25	0.50	0.5	100	\$50.00		\$0.00
Brenda Rea	3623	NorCal	[REDACTED]	510	3/6/25	0.50	0.5	100	\$50.00		\$0.00
Brenda Rea	3623	NorCal	[REDACTED]	510	3/10/25	0.50	0.5	100	\$50.00		\$0.00
Brenda Rea	3623	NorCal	[REDACTED]	510	3/13/25	0.50	0.5	100	\$50.00		\$0.00
Brenda Rea	3623	NorCal	[REDACTED]	510	3/17/25	0.50	0.5	100	\$50.00		\$0.00
Brenda Rea	3623	NorCal	[REDACTED]	510	3/20/25	0.50	0.5	100	\$50.00		\$0.00
Brenda Rea	3623	NorCal	[REDACTED]	510	3/24/25	0.50	0.5	100	\$50.00		\$0.00
Brenda Rea	3623	NorCal	[REDACTED]	510	3/27/25	0.50	0.5	100	\$50.00		\$0.00
Brenda Rea	3623	NorCal	[REDACTED]	510	3/31/25	0.50	0.5	100	\$50.00		\$0.00
Brenda Rea	3623	NorCal	[REDACTED]	510	3/5/25	0.50	0.5	100	\$50.00		\$0.00
Brenda Rea	3623	NorCal	[REDACTED]	510	3/12/25	0.50	0.5	100	\$50.00		\$0.00
Brenda Rea	3623	NorCal	[REDACTED]	510	3/19/25	0.50	0.5	100	\$50.00		\$0.00
Brenda Rea	3623	NorCal	[REDACTED]	510	3/26/25	0.50	0.5	100	\$50.00		\$0.00
Brenda Rea	3623	NorCal	[REDACTED]	IEP Meeting	3/18/25	1.00	1	100	\$100.00		\$0.00
Brenda Rea	3623	NorCal	[REDACTED]	IEP Meeting	3/31/25	1.00	1	100	\$100.00		\$0.00
Danielle Roghair	3623	NorCal	[REDACTED]	IEP Meeting	3/19/25	0.25	0.5	100	\$50.00		\$0.00
Denise Reynolds	3623	NorCal	[REDACTED]	Nurse Assessment	3/27/25	n/a	n/a	n/a	\$700.00	8.00	\$5.00
Denise Reynolds	3623	NorCal	[REDACTED]	Nurse Assessment	3/11/25	n/a	n/a	n/a	\$700.00	53.80	\$37.88
Denise Reynolds	3623	NorCal	[REDACTED]	Nurse Assessment	3/9/25	n/a	n/a	n/a	\$700.00	79.40	\$55.58
Denise Reynolds	3623	NorCal	[REDACTED]	Nurse Assessment	3/13/25	n/a	n/a	n/a	\$700.00	15.00	\$10.50
Denise Reynolds	3623	NorCal	[REDACTED]	Nurse Assessment	3/16/25	n/a	n/a	n/a	\$700.00	102.00	\$71.40
Denise Reynolds	3623	NorCal	[REDACTED]	Nurse Assessment	3/20/25	n/a	n/a	n/a	\$700.00	12.20	\$8.54
Diana Cadigan	3623	NorCal	[REDACTED]	DHH Services	3/13/25	0.50	1	110	\$110.00		\$0.00
Diana Cadigan	3623	NorCal	[REDACTED]	DHH Services	3/14/25	0.50	1	110	\$110.00		\$0.00
Diana Cadigan	3623	NorCal	[REDACTED]	DHH Services	3/27/25	0.50	1	110	\$110.00		\$0.00
Diana Cadigan	3623	NorCal	[REDACTED]	DHH Services	3/17/25	0.50	0.5	110	\$55.00		\$0.00
Diana Cadigan	3623	NorCal	[REDACTED]	DHH Services	3/27/25	0.50	1	110	\$110.00		\$0.00
Diana Cadigan	3623	NorCal	[REDACTED]	DHH Services	3/28/25	0.50	1	110	\$110.00		\$0.00
Diana Cadigan	3623	NorCal	[REDACTED]	DHH Services	3/25/25	0.50	1	110	\$110.00		\$0.00
Diana Cadigan	3623	NorCal	[REDACTED]	IEP Meeting	3/26/25	1	1	100	\$100.00		\$0.00
Elizabeth Ramirez	3623	NorCal	[REDACTED]	515	3/11/25	0.75	1	95	\$95.00		\$0.00
Elizabeth Ramirez	3623	NorCal	[REDACTED]	515	3/18/25	0.38	0.5	95	\$47.50		\$0.00
Elizabeth Ramirez	3623	NorCal	[REDACTED]	515	3/25/25	0.75	1	95	\$95.00		\$0.00
Elizabeth Ramirez	3623	NorCal	[REDACTED]	510	3/21/25	0.50	1	100	\$100.00		\$0.00
Elizabeth Ramirez	3623	NorCal	[REDACTED]	510	3/31/25	0.50	1	100	\$100.00		\$0.00
Elizabeth Ramirez	3623	NorCal	[REDACTED]	IEP Meeting	3/26/25	1.00	1	100	\$100.00		\$0.00
Emily Chupek	3623	NorCal	[REDACTED]	Speech Services	3/6/25	0.50	1	110	\$110.00		\$0.00
Emily Chupek	3623	NorCal	[REDACTED]	Speech Services	3/13/25	0.50	1	110	\$110.00		\$0.00
Emily Chupek	3623	NorCal	[REDACTED]	Speech Services	3/20/25	0.50	0.5	110	\$55.00		\$0.00
Emily Chupek	3623	NorCal	[REDACTED]	Speech Services	3/27/25	0.50	0.5	110	\$55.00		\$0.00
Emily Chupek	3623	NorCal	[REDACTED]	Speech Services	3/6/25	0.50	1	110	\$110.00		\$0.00
Emily Chupek	3623	NorCal	[REDACTED]	Speech Services	3/13/25	0.50	1	110	\$110.00		\$0.00
Emily Chupek	3623	NorCal	[REDACTED]	Speech Services	3/20/25	0.50	1	110	\$110.00		\$0.00
Emily Chupek	3623	NorCal	[REDACTED]	Speech Services	3/27/25	0.50	1	110	\$110.00		\$0.00
Emily Chupek	3623	NorCal	[REDACTED]	Speech Services	3/6/25	0.50	1	110	\$110.00		\$0.00
Emily Chupek	3623	NorCal	[REDACTED]	Speech Services	3/13/25	0.50	1	110	\$110.00		\$0.00
Emily Chupek	3623	NorCal	[REDACTED]	Speech Services	3/20/25	0.50	1	110	\$110.00		\$0.00
Emily Chupek	3623	NorCal	[REDACTED]	Speech Services	3/27/25	0.50	1	110	\$110.00		\$0.00
Ericka Panayi	3623	NorCal	[REDACTED]	Speech Services	3/6/25	0.50	1	110	\$110.00		\$0.00
Ericka Panayi	3623	NorCal	[REDACTED]	Speech Services	3/13/25	0.50	1	110	\$110.00		\$0.00
Ericka Panayi	3623	NorCal	[REDACTED]	Speech Services	3/20/25	0.50	1	110	\$110.00		\$0.00
Ericka Panayi	3623	NorCal	[REDACTED]	Speech Services	3/27/25	0.50	1	110	\$110.00		\$0.00
Ericka Panayi	3623	NorCal	[REDACTED]	Speech Services	3/6/25	0.50	1	110	\$110.00		\$0.00
Ericka Panayi	3623	NorCal	[REDACTED]	Speech Services	3/13/25	0.50	1	110	\$110.00		\$0.00
Ericka Panayi	3623	NorCal	[REDACTED]	Speech Services	3/20/25	0.50	1	110	\$110.00		\$0.00
Ericka Panayi	3623	NorCal	[REDACTED]	Speech Services	3/27/25	0.50	1	110	\$110.00		\$0.00
Ericka Panayi	3623	NorCal	[REDACTED]	Speech Services	3/6/25	0.50	1	110	\$110.00		\$0.00
Ericka Panayi	3623	NorCal	[REDACTED]	Speech Services	3/13/25	0.50	1	110	\$110.00		\$0.00
Ericka Panayi	3623	NorCal	[REDACTED]	Speech Services	3/20/25	0.50	1	110	\$110.00		\$0.00
Ericka Panayi	3623	NorCal	[REDACTED]	Speech Services	3/27/25	0.50	1	110	\$110.00		\$0.00
Ericka Panayi	3623	NorCal	[REDACTED]	Speech Services	3/6/25	0.50	0.5	110	\$55.00		\$0.00
Ericka Panayi	3623	NorCal	[REDACTED]	Speech Services	3/13/25	0.50	1	110	\$110.00		\$0.00
Ericka Panayi	3623	NorCal	[REDACTED]	Speech Services	3/11/25	0.60	1	110	\$110.00		\$0.00
Ericka Panayi	3623	NorCal	[REDACTED]	Speech Services	3/13/25	0.60	0.5	110	\$55.00		\$0.00
Ericka Panayi	3623	NorCal	[REDACTED]	Speech Services	3/18/25	0.50	1	110	\$110.00		\$0.00
Ericka Panayi	3623	NorCal	[REDACTED]	Speech Services	3/20/25	0.50	1	110	\$110.00		\$0.00
Ericka Panayi	3623	NorCal	[REDACTED]	Speech Services	3/25/25	0.60	1	110	\$110.00		\$0.00

Evelite Ros	3623	NorCal	Speech Services	3/7/25	0.50	0.5	110	\$55.00		\$0.00
Evelite Ros	3623	NorCal	Speech Services	3/11/25	0.50	0.5	110	\$55.00		\$0.00
Evelite Ros	3623	NorCal	Speech Services	3/14/25	0.50	0.5	110	\$55.00		\$0.00
Heldi Newton	3623	NorCal	Nurse Assessment	3/6/25	n/a	n/a	n/a	\$700.00	136.90	\$97.23
Heldi Newton	3623	NorCal	Nurse Assessment	3/14/25	n/a	n/a	n/a	\$80.00		\$0.00
Heldi Newton	3623	NorCal	Nurse Assessment	3/26/25	n/a	n/a	n/a	\$700.00	84.80	\$45.36
Heldi Newton	3623	NorCal	Nurse Assessment	3/30/25	n/a	n/a	n/a	\$700.00	74.00	\$51.80
Jemmy Vang	3623	NorCal	ERMIS	3/10/25	n/a	n/a	n/a	\$1,950.00	97.60	\$58.46
Jemmy Vang	3623	NorCal	IEP Meeting	3/10/25	1.50	1.5	100	\$150.00		\$0.00
Jill Gillette	3623	NorCal	S10	3/10/25	0.50	0.5	100	\$50.00		\$0.00
Jill Gillette	3623	NorCal	S10	3/25/25	0.50	0.5	100	\$50.00		\$0.00
Jill Gillette	3623	NorCal	S10	3/3/25	0.50	1	100	\$100.00		\$0.00
Jill Gillette	3623	NorCal	S10	3/10/25	0.50	1	100	\$100.00		\$0.00
Jill Gillette	3623	NorCal	S10	3/17/25	0.50	1	100	\$100.00		\$0.00
Jill Gillette	3623	NorCal	S10	3/24/25	0.50	1	100	\$100.00		\$0.00
Jill Gillette	3623	NorCal	S10	3/31/25	0.50	1	100	\$100.00		\$0.00
Jill Gillette	3623	NorCal	S10	3/13/25	0.50	0.5	100	\$50.00		\$0.00
Jill Gillette	3623	NorCal	S10	3/27/25	0.50	0.5	100	\$50.00		\$0.00
Jill Gillette	3623	NorCal	S10	3/18/25	0.50	0.5	100	\$50.00		\$0.00
Jill Gillette	3623	NorCal	S10	3/4/25	0.50	0.5	100	\$50.00		\$0.00
Jill Gillette	3623	NorCal	S15	3/4/25	0.50	1	95	\$95.00		\$0.00
Jill Gillette	3623	NorCal	S15	3/10/25	0.50	0.5	95	\$47.50		\$0.00
Jill Gillette	3623	NorCal	S15	3/11/25	0.50	1	95	\$95.00		\$0.00
Jill Gillette	3623	NorCal	S15	3/31/25	0.50	0.5	95	\$47.50		\$0.00
Jill Gillette	3623	NorCal	S15	3/17/25	0.50	0.5	95	\$47.50		\$0.00
Jill Gillette	3623	NorCal	S15	3/24/25	0.50	0.5	95	\$47.50		\$0.00
Jill Gillette	3623	NorCal	S15	3/18/25	0.50	1	95	\$95.00		\$0.00
Jill Gillette	3623	NorCal	S15	3/25/25	0.50	0.5	95	\$47.50		\$0.00
Jill Gillette	3623	NorCal	S10	3/10/25	0.50	1	100	\$50.00		\$0.00
Jill Gillette	3623	NorCal	IEP Meeting	3/11/25	1.00	1	100	\$100.00		\$0.00
Jill Gillette	3623	NorCal	IEP Meeting	3/18/25	1.25	1.25	100	\$125.00		\$0.00
Jill Gillette	3623	NorCal	IEP Meeting	3/18/25	1.00	1	100	\$100.00		\$0.00
Jill Gillette	3623	NorCal	IEP Meeting	3/24/25	1.50	1.5	100	\$150.00		\$0.00
Julie Kinger	3623	NorCal	Nurse Assessment	3/2/25	n/a	n/a	n/a	\$700.00	26.00	\$18.20
Julie Kinger	3623	NorCal	Nurse Assessment	3/6/25	n/a	n/a	n/a	\$700.00	104.00	\$72.80
Kanoa Elizondo	3623	NorCal	APE Services	3/3/25	0.50	0.5	110	\$55.00		\$0.00
Kanoa Elizondo	3623	NorCal	APE Services	3/10/25	0.50	1	110	\$110.00		\$0.00
Kanoa Elizondo	3623	NorCal	APE Services	3/17/25	0.50	1	110	\$110.00		\$0.00
Kanoa Elizondo	3623	NorCal	APE Services	3/25/25	0.50	1	110	\$110.00		\$0.00
Kanoa Elizondo	3623	NorCal	APE Services	3/31/25	0.50	1	110	\$110.00		\$0.00
Kanoa Elizondo	3623	NorCal	APE Services	3/3/25	0.50	0.5	110	\$55.00		\$0.00
Kanoa Elizondo	3623	NorCal	APE Services	3/10/25	0.50	1	110	\$110.00		\$0.00
Kanoa Elizondo	3623	NorCal	APE Services	3/17/25	0.50	1	110	\$110.00		\$0.00
Kanoa Elizondo	3623	NorCal	APE Services	3/25/25	0.50	1	110	\$110.00		\$0.00
Kanoa Elizondo	3623	NorCal	APE Services	3/31/25	0.50	1	110	\$110.00		\$0.00
Kanoa Elizondo	3623	NorCal	IEP Meeting	3/18/25	0.75	1	100	\$100.00		\$0.00
Kasey Galk	3623	NorCal	APE Services	3/4/25	0.50	1	110	\$110.00		\$0.00
Kasey Galk	3623	NorCal	APE Services	3/18/25	0.50	1	110	\$110.00		\$0.00
Kasey Galk	3623	NorCal	APE Services	3/3/25	0.50	1	110	\$110.00		\$0.00
Kasey Galk	3623	NorCal	APE Services	3/7/25	0.50	1	110	\$110.00		\$0.00
Kasey Galk	3623	NorCal	APE Services	3/10/25	0.50	1	110	\$110.00		\$0.00
Kasey Galk	3623	NorCal	APE Services	3/14/25	0.50	1	110	\$110.00		\$0.00
Kasey Galk	3623	NorCal	APE Services	3/17/25	0.50	1	110	\$110.00		\$0.00
Kasey Galk	3623	NorCal	APE Services	3/21/25	0.50	1	110	\$110.00		\$0.00
Kasey Galk	3623	NorCal	APE Services	3/24/25	0.50	1	110	\$110.00		\$0.00
Kasey Galk	3623	NorCal	APE Services	3/28/25	0.50	1	110	\$110.00		\$0.00
Kelly Dunn	3623	NorCal	IEP Meeting	3/3/25	1.50	1.5	100	\$150.00		\$0.00
Kristin McCalland	3623	NorCal	Ed Psych Assessment	3/14/25	n/a	n/a	n/a	\$1,950.00	400.00	\$280.00
Lana Scott	3623	NorCal	Ed Psych Assessment	2/22/25	n/a	n/a	n/a	\$1,950.00	30.00	\$21.00
Lana Scott	3623	NorCal	Ed Psych Assessment	3/3/25	n/a	n/a	n/a	\$1,950.00	84.00	\$58.80
Lana Scott	3623	NorCal	Ed Psych Adcl Assessment	3/18/25	n/a	n/a	n/a	\$750.00	6.00	\$4.20
Lana Scott	3623	NorCal	Ed Psych Assessment	3/22/25	n/a	n/a	n/a	\$1,950.00	30.00	\$21.00
Lana Scott	3623	NorCal	Ed Psych Assessment	3/25/25	n/a	n/a	n/a	\$1,950.00	72.00	\$50.40
Mae Belen Vital	3623	NorCal	Speech Assessment	3/24/25	10.50	10.5	110	\$1,155.00		\$0.00
Mae Belen Vital	3623	NorCal	Speech Assessment	3/23/25	10.50	10.5	110	\$1,155.00		\$0.00
Mae Belen Vital	3623	NorCal	IEP Meeting	3/31/25	1.50	1.5	100	\$150.00		\$0.00
Mae Belen Vital	3623	NorCal	IEP Meeting	3/18/25	1.00	1	100	\$100.00		\$0.00
Mae Belen Vital	3623	NorCal	Speech Services	3/4/25	0.50	1	110	\$110.00		\$0.00
Mae Belen Vital	3623	NorCal	Speech Services	3/7/25	0.50	1	110	\$110.00		\$0.00
Mae Belen Vital	3623	NorCal	Speech Services	3/13/25	0.50	1	110	\$110.00		\$0.00
Mae Belen Vital	3623	NorCal	Speech Services	3/18/25	0.50	0.5	110	\$55.00		\$0.00
Mae Belen Vital	3623	NorCal	Speech Services	3/20/25	0.50	1	110	\$110.00		\$0.00
Mae Belen Vital	3623	NorCal	Speech Services	3/27/25	0.50	1	110	\$110.00		\$0.00
Mae Belen Vital	3623	NorCal	Speech Services	3/4/25	0.50	1	110	\$110.00		\$0.00
Mae Belen Vital	3623	NorCal	Speech Services	3/7/25	0.50	1	110	\$110.00		\$0.00
Mae Belen Vital	3623	NorCal	Speech Services	3/13/25	0.50	1	110	\$110.00		\$0.00
Mae Belen Vital	3623	NorCal	Speech Services	3/18/25	0.50	1	110	\$110.00		\$0.00
Mae Belen Vital	3623	NorCal	Speech Services	3/20/25	0.50	1	110	\$110.00		\$0.00
Mae Belen Vital	3623	NorCal	Speech Services	3/27/25	0.50	1	110	\$110.00		\$0.00

Mansol Ramirez	3623	NorCal	Ed Psych Assessment	1/17/25	n/a	n/a	n/a	\$1,950.00	8.00	\$5.60
Mansol Ramirez	3623	NorCal	Ed Psych Assessment	2/20/25	n/a	n/a	n/a	\$1,950.00	88.00	\$47.60
Maurisha Bertullo	3623	NorCal	IEP Meeting	3/14/25	1.50	1.5	100	\$150.00		\$0.00
Melinda MacKenzie	3623	NorCal	Ed Psych Assessment	2/20/25	n/a	n/a	n/a	\$1,950.00	100.00	\$70.00
Mercedes (Sadie) Alin	3623	NorCal	Speech Services	3/3/25	0.50	0.5	110	\$55.00		\$0.00
Mercedes (Sadie) Alin	3623	NorCal	Speech Services	3/5/25	0.50	1	110	\$110.00		\$0.00
Mercedes (Sadie) Alin	3623	NorCal	Speech Services	3/12/25	0.50	1	110	\$110.00		\$0.00
Mercedes (Sadie) Alin	3623	NorCal	Speech Services	3/17/25	0.50	0.5	110	\$55.00		\$0.00
Mercedes (Sadie) Alin	3623	NorCal	Speech Services	3/19/25	0.50	1	110	\$110.00		\$0.00
Mercedes (Sadie) Alin	3623	NorCal	Speech Services	3/26/25	0.50	1	110	\$110.00		\$0.00
Mercedes (Sadie) Alin	3623	NorCal	Speech Services	3/10/25	0.50	1	110	\$110.00		\$0.00
Mercedes (Sadie) Alin	3623	NorCal	Speech Services	3/24/25	0.50	1	110	\$110.00		\$0.00
Mercedes (Sadie) Alin	3623	NorCal	Speech Services	3/31/25	0.50	1	110	\$110.00		\$0.00
Mercedes (Sadie) Alin	3623	NorCal	Speech Services	3/24/25	0.50	1	110	\$110.00		\$0.00
Mercedes (Sadie) Alin	3623	NorCal	Speech Services	3/3/25	0.50	0.5	110	\$55.00		\$0.00
Mercedes (Sadie) Alin	3623	NorCal	Speech Services	3/13/25	0.50	0.5	110	\$55.00		\$0.00
Mercedes (Sadie) Alin	3623	NorCal	Speech Services	3/20/25	0.50	1	110	\$110.00		\$0.00
Mercedes (Sadie) Alin	3623	NorCal	Speech Services	3/27/25	0.50	0.5	110	\$55.00		\$0.00
Mercedes (Sadie) Alin	3623	NorCal	Speech Services	3/5/25	0.50	1	110	\$110.00		\$0.00
Mercedes (Sadie) Alin	3623	NorCal	Speech Services	3/19/25	0.50	1	110	\$110.00		\$0.00
Mercedes (Sadie) Alin	3623	NorCal	Speech Services	3/3/25	0.25	0.5	110	\$55.00		\$0.00
Mercedes (Sadie) Alin	3623	NorCal	Speech Services	3/6/25	0.25	0.5	110	\$55.00		\$0.00
Mercedes (Sadie) Alin	3623	NorCal	Speech Services	3/13/25	0.25	0.5	110	\$55.00		\$0.00
Mercedes (Sadie) Alin	3623	NorCal	Speech Services	3/17/25	0.25	0.5	110	\$55.00		\$0.00
Mercedes (Sadie) Alin	3623	NorCal	Speech Services	3/20/25	0.25	0.5	110	\$55.00		\$0.00
Mercedes (Sadie) Alin	3623	NorCal	Speech Services	3/24/25	0.25	0.5	110	\$55.00		\$0.00
Mercedes (Sadie) Alin	3623	NorCal	Speech Services	3/27/25	0.50	0.5	110	\$55.00		\$0.00
Mercedes (Sadie) Alin	3623	NorCal	Speech Services	3/31/25	0.25	0.5	110	\$55.00		\$0.00
Michelle Cardenas	3623	NorCal	510	3/13/25	0.42	1	100	\$100.00		\$0.00
Michelle Cardenas	3623	NorCal	510	3/19/25	0.42	0.5	100	\$50.00		\$0.00
Michelle Cardenas	3623	NorCal	510	3/19/25	0.42	1	100	\$100.00		\$0.00
Monica Saucedo	3623	NorCal	Ed Psych Assessment	3/17/25	n/a	n/a	n/a	\$1,950.00	48.00	\$33.60
Monica Saucedo	3623	NorCal	Ed Psych Assessment	3/10/25	n/a	n/a	n/a	\$1,950.00	128.00	\$89.50
Monica Saucedo	3623	NorCal	Ed Psych Assessment	3/10/25	n/a	n/a	n/a	\$1,950.00	96.00	\$67.20
Monika Mabe	3623	NorCal	510	3/21/25	0.50	1	100	\$100.00		\$0.00
Monika Mabe	3623	NorCal	510	3/24/25	0.50	1	100	\$100.00		\$0.00
Monika Mabe	3623	NorCal	510	3/3/25	0.50	0.5	100	\$50.00		\$0.00
Monika Mabe	3623	NorCal	510	3/14/25	0.50	0.5	100	\$50.00		\$0.00
Monika Mabe	3623	NorCal	510	3/17/25	0.50	0.5	100	\$50.00		\$0.00
Monika Mabe	3623	NorCal	510	3/17/25	0.50	1	100	\$100.00		\$0.00
Monika Mabe	3623	NorCal	510	3/24/25	0.50	0.5	100	\$50.00		\$0.00
Monika Mabe	3623	NorCal	510	3/24/25	0.50	0.5	100	\$50.00		\$0.00
Monika Mabe	3623	NorCal	510	3/31/25	0.50	0.5	100	\$50.00		\$0.00
Monika Mabe	3623	NorCal	510	3/3/25	0.50	1	100	\$100.00		\$0.00
Monika Mabe	3623	NorCal	510	3/7/25	0.5	0.5	100	\$50.00		\$0.00
Monika Mabe	3623	NorCal	510	3/14/25	0.50	1	100	\$100.00		\$0.00
Monika Mabe	3623	NorCal	510	3/21/25	0.50	0.5	100	\$50.00		\$0.00
Monika Mabe	3623	NorCal	510	3/3/25	0.50	0.5	100	\$50.00		\$0.00
Monika Mabe	3623	NorCal	510	3/10/25	0.50	0.5	100	\$50.00		\$0.00
Monika Mabe	3623	NorCal	510	3/17/25	0.50	1	100	\$100.00		\$0.00
Monika Mabe	3623	NorCal	510	3/24/25	0.50	0.5	100	\$50.00		\$0.00
Monika Mabe	3623	NorCal	510	3/31/25	0.50	0.5	100	\$50.00		\$0.00
Monika Mabe	3623	NorCal	510	3/3/25	0.50	0.5	100	\$50.00		\$0.00
Monika Mabe	3623	NorCal	510	3/10/25	0.50	0.5	100	\$50.00		\$0.00
Monika Mabe	3623	NorCal	510	3/17/25	0.50	0.5	100	\$50.00		\$0.00
Monika Mabe	3623	NorCal	510	3/24/25	0.50	1	100	\$100.00		\$0.00
Monika Mabe	3623	NorCal	510	3/31/25	0.50	1	100	\$100.00		\$0.00
Monika Mabe	3623	NorCal	IEP Meeting	3/27/25	1.50	1.5	100	\$150.00		\$0.00
Monika Mabe	3623	NorCal	IEP Meeting	3/25/25	1.50	1.5	100	\$150.00		\$0.00
Monika Mabe	3623	NorCal	IEP Meeting	3/31/25	1.50	1.5	100	\$150.00		\$0.00
Monika Mabe	3623	NorCal	IEP Meeting	3/5/25	0.50	0.5	100	\$50.00		\$0.00
Monika Mabe	3623	NorCal	IEP Meeting	3/12/25	0.50	0.5	100	\$50.00		\$0.00
Monika Mabe	3623	NorCal	IEP Meeting	3/19/25	0.50	1	100	\$100.00		\$0.00
Monique Nguyen	3623	NorCal	IEP Meeting	3/19/25	0.50	1	100	\$100.00		\$0.00
Monique Nguyen	3623	NorCal	IEP Meeting	3/20/25	0.50	1	100	\$100.00		\$0.00
Penny Lopez	3623	NorCal	Speech Services	2/8/25	0.50	1	110	\$110.00		\$0.00
Penny Lopez	3623	NorCal	Speech Services	2/27/25	0.50	1	110	\$110.00		\$0.00
Penny Lopez	3623	NorCal	Speech Services	2/8/25	0.50	1	110	\$110.00		\$0.00
Penny Lopez	3623	NorCal	Speech Services	2/13/25	0.50	1	110	\$110.00		\$0.00
Penny Lopez	3623	NorCal	Speech Services	2/20/25	0.50	1	110	\$110.00		\$0.00
Penny Lopez	3623	NorCal	Speech Services	2/27/25	0.50	1	110	\$110.00		\$0.00
Reginald Boyd	3623	NorCal	510	3/11/25	0.50	1	100	\$100.00		\$0.00
Reginald Boyd	3623	NorCal	IEP Meeting	3/5/25	1.00	1	100	\$100.00		\$0.00
Reginald Boyd	3623	NorCal	515	3/31/25	0.75	1	95	\$95.00		\$0.00
Reginald Boyd	3623	NorCal	515	3/28/25	0.50	1	95	\$95.00		\$0.00
Reginald Boyd	3623	NorCal	515	3/18/25	0.20	1	95	\$95.00		\$0.00
Reginald Boyd	3623	NorCal	510	3/4/25	0.58	1	100	\$100.00		\$0.00

Reginald Boyd	3623	NorCal		510	3/11/25	0.67	1	100	\$100.00	\$0.00
Reginald Boyd	3623	NorCal		IEP	3/17/25	1.00	1	100	\$100.00	\$0.00
Reginald Boyd	3623	NorCal		IEP	3/4/25	1.00	1	100	\$100.00	\$0.00
Reginald Boyd	3623	NorCal		515	3/14/25	0.50	1	95	\$95.00	\$0.00
Reginald Boyd	3623	NorCal		515	3/28/25	0.50	0.5	95	\$47.50	\$0.00
Barah Sabaghzadeh	3623	NorCal		515	3/12/25	0.50	0.5	95	\$47.50	\$0.00
Barah Sabaghzadeh	3623	NorCal		515	3/26/25	0.5	1	95	\$95.00	\$0.00
Sunshine Armstrong	3623	NorCal		535	3/6/25	\$0.50	1	110	\$110.00	\$0.00
Sunshine Armstrong	3623	NorCal		535	3/14/25	0.60	1	110	\$110.00	\$0.00
Sunshine Armstrong	3623	NorCal		535	3/28/25	1.00	1	110	\$110.00	\$0.00
Sunshine Armstrong	3623	NorCal		535	3/31/25	0.50	1	110	\$110.00	\$0.00
Terrie Schoch	3623	NorCal		510	3/11/25	1.00	0.5	100	\$50.00	\$0.00
Terrie Schoch	3623	NorCal		510	3/25/25	1.00	0.5	100	\$50.00	\$0.00
Terrie Schoch	3623	NorCal		510	3/6/25	1.00	1	100	\$100.00	\$0.00
Terrie Schoch	3623	NorCal		510	3/20/25	1.00	1	100	\$100.00	\$0.00
Terrie Schoch	3623	NorCal		510	3/27/25	0.50	0.5	100	\$50.00	\$0.00
Terrie Schoch	3623	NorCal		IEP Meeting	3/3/25	1.00	1	100	\$100.00	\$0.00
Terrie Schoch	3623	NorCal		515	3/13/25	0.50	1	95	\$95.00	\$0.00
Vanessa Abraham	3623	NorCal		IEP Meeting	3/20/25	1.50	1.5	100	\$150.00	\$0.00
Vanessa Abraham	3623	NorCal		IEP Meeting	3/27/25	1.00	1	100	\$100.00	\$0.00
Vanessa Abraham	3623	NorCal		IEP Meeting	3/31/25	0.50	1	100	\$100.00	\$0.00
Vanessa Abraham	3623	NorCal		IEP Meeting	3/31/25	1.50	1.5	100	\$150.00	\$0.00
Yasaman Danesh-Panahi	3623	NorCal		OT Assessment	3/3/25	10.50	10.5	110	\$1,155.00	\$0.00
Yasaman Danesh-Panahi	3623	NorCal		IEP Meeting	3/10/25	1.00	1	100	\$100.00	\$0.00
Yasaman Danesh-Panahi	3623	NorCal		IEP Meeting	3/3/35	2.00	2	100	\$200.00	\$0.00
Yasaman Danesh-Panahi	3623	NorCal		IEP Meeting	3/6/25	1.00	1	100	\$100.00	\$0.00
Yasaman Danesh-Panahi	3623	NorCal		IEP Meeting	3/3/25	1.00	1	100	\$100.00	\$0.00
Yasaman Danesh-Panahi	3623	NorCal		OT Services	3/5/25	0.50	1	110	\$110.00	\$0.00
Yasaman Danesh-Panahi	3623	NorCal		OT Services	3/12/25	0.50	1	110	\$110.00	\$0.00
Yasaman Danesh-Panahi	3623	NorCal		OT Services	3/19/25	0.50	1	110	\$110.00	\$0.00
Yasaman Danesh-Panahi	3623	NorCal		OT Services	3/26/25	0.50	1	110	\$110.00	\$0.00
Yasaman Danesh-Panahi	3623	NorCal		OT Services	3/4/25	0.50	1	110	\$110.00	\$0.00
Yasaman Danesh-Panahi	3623	NorCal		OT Services	3/11/25	0.50	1	110	\$110.00	\$0.00
Yasaman Danesh-Panahi	3623	NorCal		OT Services	3/18/25	0.50	1	110	\$110.00	\$0.00
Yasaman Danesh-Panahi	3623	NorCal		OT Services	3/25/25	0.50	1	110	\$110.00	\$0.00
Yasaman Danesh-Panahi	3623	NorCal		OT Services	3/5/25	0.50	1	110	\$110.00	\$0.00
Yasaman Danesh-Panahi	3623	NorCal		OT Services	3/12/25	0.50	1	110	\$110.00	\$0.00
Yasaman Danesh-Panahi	3623	NorCal		OT Services	3/19/25	0.50	1	110	\$110.00	\$0.00
Yasaman Danesh-Panahi	3623	NorCal		OT Services	3/26/25	0.50	1	110	\$110.00	\$0.00
Yasaman Danesh-Panahi	3623	NorCal		OT Services	3/8/25	0.50	1	110	\$110.00	\$0.00
Yasaman Danesh-Panahi	3623	NorCal		OT Services	3/15/25	0.50	1	110	\$110.00	\$0.00
Yasaman Danesh-Panahi	3623	NorCal		OT Services	3/22/25	0.50	1	110	\$110.00	\$0.00
Yasaman Danesh-Panahi	3623	NorCal		OT Services	3/29/25	0.50	1	110	\$110.00	\$0.00
Yasaman Danesh-Panahi	3623	NorCal		OT Services	3/5/25	0.50	0.5	110	\$55.00	\$0.00
Yasaman Danesh-Panahi	3623	NorCal		OT Services	3/12/25	0.50	1	110	\$110.00	\$0.00
Yasaman Danesh-Panahi	3623	NorCal		OT Services	3/19/25	0.50	1	110	\$110.00	\$0.00
Yasaman Danesh-Panahi	3623	NorCal		OT Services	3/26/25	0.50	1	110	\$110.00	\$0.00
Yasaman Danesh-Panahi	3623	NorCal		OT Services	3/8/25	0.50	1	110	\$110.00	\$0.00
Yasaman Danesh-Panahi	3623	NorCal		OT Services	3/15/25	0.50	0.5	110	\$55.00	\$0.00
Yasaman Danesh-Panahi	3623	NorCal		OT Services	3/22/25	0.50	0.5	110	\$55.00	\$0.00
Yasaman Danesh-Panahi	3623	NorCal		OT Services	3/29/25	0.50	0.5	110	\$55.00	\$0.00
Yasaman Danesh-Panahi	3623	NorCal		OT Services	3/4/25	0.50	0.5	110	\$55.00	\$0.00
Yasaman Danesh-Panahi	3623	NorCal		OT Services	3/7/25	0.50	0.5	110	\$55.00	\$0.00
Yasaman Danesh-Panahi	3623	NorCal		OT Services	3/11/25	0.50	0.5	110	\$55.00	\$0.00
Yasaman Danesh-Panahi	3623	NorCal		OT Services	3/14/25	0.50	0.5	110	\$55.00	\$0.00
Yasaman Danesh-Panahi	3623	NorCal		OT Services	3/18/25	0.50	0.5	110	\$55.00	\$0.00
Yasaman Danesh-Panahi	3623	NorCal		OT Services	3/21/25	0.50	0.5	110	\$55.00	\$0.00
Yasaman Danesh-Panahi	3623	NorCal		OT Services	3/25/25	0.50	0.5	110	\$55.00	\$0.00
Yasaman Danesh-Panahi	3623	NorCal		OT Services	3/28/25	0.50	0.5	110	\$55.00	\$0.00
Yvonne Duarte	3623	NorCal		IEP Meeting	3/3/25	1.00	1	100	\$100.00	\$0.00
Yvonne Duarte	3623	NorCal		IEP Meeting	3/31/25	0.50	1	100	\$100.00	\$0.00
Total				Total for Service:		\$81,512.50		Total Mileage:	\$1,369.05	
								Total Due:	\$81,512.50	2,241.90
										\$1,569.05

Central Valley

BILLING INVOICE

Invoice #	3624	Bill To:	California Online Public School
Invoice Date:	3/31/25		Attn: La Chelle Carter
Name:	El Paso Children's Center Inc		
Mailing Address	74075 El Paso Dr, Suite A2B		lacarter@calca.connectionsacademy.org
	Palm Desert, CA 92260		SPED-Finance@californiaops.org
Telephone	760-342-4900		abatin@calca.connectionsacademy.org

Provider	Invoice #	Region	Student	Service Type	Service Date	Actual Service Time	Billable Service in Hours	Hourly Fee	Amount Due for Service	Miles Traveled	Miles Traveled x .70
Adriana Covarrubias	3624	Central Valley		OT Services	3/5/25	0.50	1	110	\$110.00		\$0.00
Adriana Covarrubias	3624	Central Valley		OT Services	3/12/25	0.50	1	110	\$110.00		\$0.00
Adriana Covarrubias	3624	Central Valley		OT Services	3/19/25	0.50	1	110	\$110.00		\$0.00
Adriana Covarrubias	3624	Central Valley		OT Services	3/26/25	0.50	1	110	\$110.00		\$0.00
Adriana Covarrubias	3624	Central Valley		OT Services	3/3/25	0.25	1	110	\$110.00		\$0.00
Adriana Covarrubias	3624	Central Valley		OT Services	3/10/25	0.25	1	110	\$110.00		\$0.00
Adriana Covarrubias	3624	Central Valley		OT Services	3/17/25	0.25	1	110	\$110.00		\$0.00
Adriana Covarrubias	3624	Central Valley		OT Services	3/24/25	0.25	1	110	\$110.00		\$0.00
Adriana Covarrubias	3624	Central Valley		OT Services	3/31/25	0.25	1	110	\$110.00		\$0.00
Adriana Covarrubias	3624	Central Valley		IEP Meeting	3/26/25	1.00	1	100	\$100.00		\$0.00
Alejandro Aronchaj	3624	Central Valley		IEP Meeting	3/14/25	1.00	1	100	\$100.00		\$0.00
Alyssa Guerrero	3624	Central Valley		OT Assessment	3/14/25	10.50	10.5	110	\$1,155.00		\$0.00
Alyssa Guerrero	3624	Central Valley		OT Assessment	3/14/25	10.50	10.5	110	\$1,155.00		\$0.00
Alyssa Guerrero	3624	Central Valley		OT Assessment	3/24/25	10.50	10.5	110	\$1,155.00		\$0.00
Alyssa Guerrero	3624	Central Valley		AT Assessment	3/31/25	n/a	n/a	n/a	\$1,783.00		\$0.00
Alyssa Guerrero	3624	Central Valley		IEP Meeting	3/13/25	1.00	1	100	\$100.00		\$0.00
Alyssa Guerrero	3624	Central Valley		IEP Meeting	3/14/25	1.00	1	100	\$100.00		\$0.00
Ashton Guillard	3624	Central Valley		Speech Services	3/11/25	0.50	1	110	\$110.00		\$0.00
Ashton Guillard	3624	Central Valley		Speech Services	3/18/25	0.50	1	110	\$110.00		\$0.00
Ashton Guillard	3624	Central Valley		Speech Services	3/25/25	0.50	0.5	110	\$55.00		\$0.00
Ashton Guillard	3624	Central Valley		Speech Services	3/19/25	0.50	1	110	\$110.00		\$0.00
Ashton Guillard	3624	Central Valley		Speech Services	3/5/25	0.50	1	110	\$110.00		\$0.00
Ashton Guillard	3624	Central Valley		Speech Services	3/12/25	0.50	1	110	\$110.00		\$0.00
Ashton Guillard	3624	Central Valley		Speech Services	3/26/25	0.50	1	110	\$110.00		\$0.00
Brenda Rea	3624	Central Valley		IEP Meeting	3/10/25	1.50	1.5	100	\$150.00		\$0.00
Brenda Rea	3624	Central Valley		510	3/10/25	0.50	1	100	\$100.00		\$0.00
Brenda Rea	3624	Central Valley		510	3/17/25	0.50	1	100	\$100.00		\$0.00
Brenda Rea	3624	Central Valley		510	3/24/25	0.50	0.5	100	\$50.00		\$0.00
Brenda Rea	3624	Central Valley		IEP Meeting	3/28/25	1.00	1	100	\$100.00		\$0.00
Danielle Roghair	3624	Central Valley		OT Assessment	3/12/25	10.50	10.5	110	\$1,155.00		\$0.00
Danielle Roghair	3624	Central Valley		IEP Meeting	3/31/25	1.00	1	100	\$100.00		\$0.00
Eleanora Magni	3624	Central Valley		535-Parent	3/6/25	0.50	1	110	\$110.00		\$0.00
Eleanora Magni	3624	Central Valley		535	3/5/25	0.50	1	110	\$110.00		\$0.00
Eleanora Magni	3624	Central Valley		535	3/7/25	0.50	1	110	\$110.00		\$0.00
Eleanora Magni	3624	Central Valley		535	3/12/25	0.50	0.5	110	\$55.00		\$0.00
Eleanora Magni	3624	Central Valley		535	3/13/25	0.50	0.5	110	\$55.00		\$0.00
Eleanora Magni	3624	Central Valley		535	3/4/25	1.00	1	110	\$110.00		\$0.00
Eleanora Magni	3624	Central Valley		535	3/18/25	1.00	1	110	\$110.00		\$0.00
Eleanora Magni	3624	Central Valley		535	3/25/25	1.00	1	110	\$110.00		\$0.00
Eleanora Magni	3624	Central Valley		535	3/12/25	1.00	1	110	\$110.00		\$0.00
Eleanora Magni	3624	Central Valley		535	3/11/25	1.00	0.5	110	\$55.00		\$0.00
Elizabeth Ramirez	3624	Central Valley		515	3/21/25	0.50	1	95	\$95.00		\$0.00
Elizabeth Ramirez	3624	Central Valley		515	3/28/25	0.50	0.5	95	\$47.50		\$0.00
Elizabeth Ramirez	3624	Central Valley		IEP Meeting	3/25/25	0.50	1	100	\$100.00	30.00	\$21.00
Emily Geney	3624	Central Valley		Ed Psych Assessment	3/25/25	n/a	n/a	n/a	\$1,950.00		\$0.00
Ericka Panayi	3624	Central Valley		Speech Services	3/3/25	0.50	1	110	\$110.00		\$0.00
Ericka Panayi	3624	Central Valley		Speech Services	3/10/25	0.50	1	110	\$110.00		\$0.00
Ericka Panayi	3624	Central Valley		Speech Services	3/11/25	0.50	1	110	\$110.00		\$0.00
Ericka Panayi	3624	Central Valley		Speech Services	3/17/25	0.50	1	110	\$110.00		\$0.00
Ericka Panayi	3624	Central Valley		Speech Services	3/18/25	0.50	1	110	\$110.00		\$0.00
Ericka Panayi	3624	Central Valley		Speech Services	3/24/25	0.50	1	110	\$110.00		\$0.00
Ericka Panayi	3624	Central Valley		Speech Services	3/25/25	0.50	1	110	\$110.00		\$0.00
Ericka Panayi	3624	Central Valley		Speech Services	3/31/25	0.50	1	110	\$110.00		\$0.00
Ericka Panayi	3624	Central Valley		Speech Services	3/3/25	0.50	1	110	\$110.00		\$0.00
Ericka Panayi	3624	Central Valley		Speech Services	3/4/25	0.50	1	110	\$110.00		\$0.00
Ericka Panayi	3624	Central Valley		Speech Services	3/10/25	0.50	1	110	\$110.00		\$0.00
Ericka Panayi	3624	Central Valley		Speech Services	3/11/25	0.50	1	110	\$110.00		\$0.00
Ericka Panayi	3624	Central Valley		Speech Services	3/17/25	0.50	1	110	\$110.00		\$0.00
Ericka Panayi	3624	Central Valley		Speech Services	3/18/25	0.50	1	110	\$110.00		\$0.00
Ericka Panayi	3624	Central Valley		Speech Services	3/24/25	0.50	1	110	\$110.00		\$0.00
Ericka Panayi	3624	Central Valley		Speech Services	3/25/25	0.50	1	110	\$110.00		\$0.00

Jill Gillette	3624	Central Valley	510	3/8/25	0.50	0.5	100	\$50.00		\$0.00
Jill Gillette	3624	Central Valley	510	3/13/25	0.50	0.5	100	\$50.00		\$0.00
Jill Gillette	3624	Central Valley	510	3/3/25	0.50	1	100	\$100.00		\$0.00
Jill Gillette	3624	Central Valley	510	3/17/25	0.50	1	100	\$100.00		\$0.00
Jill Gillette	3624	Central Valley	510	3/31/25	0.50	0.5	100	\$50.00		\$0.00
Jill Gillette	3624	Central Valley	510	3/24/25	0.50	0.5	100	\$50.00		\$0.00
Jill Gillette	3624	Central Valley	510	3/10/25	0.50	0.5	100	\$50.00		\$0.00
Jill Gillette	3624	Central Valley	515	3/12/25	0.50	1	95	\$95.00		\$0.00
Jill Gillette	3624	Central Valley	515	3/26/25	0.50	1	95	\$95.00		\$0.00
Jill Gillette	3624	Central Valley	510	3/20/25	0.50	1	100	\$100.00		\$0.00
Jill Gillette	3624	Central Valley	510	3/27/25	0.50	0.5	100	\$50.00		\$0.00
Jill Gillette	3624	Central Valley	510	3/6/25	0.50	0.5	100	\$50.00		\$0.00
Jill Gillette	3624	Central Valley	510	3/13/25	0.50	0.5	100	\$50.00		\$0.00
Jill Gillette	3624	Central Valley	510	3/19/25	0.50	1	100	\$100.00		\$0.00
Jill Gillette	3624	Central Valley	510	3/26/25	0.50	1	100	\$100.00		\$0.00
Jill Gillette	3624	Central Valley	510	3/5/25	0.50	1	100	\$100.00		\$0.00
Jill Gillette	3624	Central Valley	510	3/12/25	0.50	1	100	\$100.00		\$0.00
Jill Gillette	3624	Central Valley	510	3/3/25	0.50	0.5	100	\$50.00		\$0.00
Jill Gillette	3624	Central Valley	510	3/31/25	0.50	1	100	\$100.00		\$0.00
Jill Gillette	3624	Central Valley	510	3/17/25	0.50	0.5	100	\$50.00		\$0.00
Jill Gillette	3624	Central Valley	520	3/19/25	0.50	1	120	\$120.00		\$0.00
Kacy McCalla	3624	Central Valley	Ed Psych Assessment	3/1/25	n/a	n/a	n/a	\$1,950.00	193.00	\$135.10
Kacy McCalla	3624	Central Valley	Ed Psych Assessment	3/5/25	n/a	n/a	n/a	\$1,950.00	24.30	\$17.01
Kacy McCalla	3624	Central Valley	FBA Assessment	3/7/25	n/a	n/a	n/a	\$1,950.00	122.00	\$85.40
Kacy McCalla	3624	Central Valley	Ed Psych Assessment	3/10/25	n/a	n/a	n/a	\$1,950.00	257.00	\$179.90
Kacy McCalla	3624	Central Valley	Ed Psych Assessment	3/21/25	n/a	n/a	n/a	\$1,950.00	8.00	\$5.60
Kacy McCalla	3624	Central Valley	Ed Psych Assessment	3/31/25	n/a	n/a	n/a	\$1,950.00	28.00	\$19.60
Kanoa Elizondo	3624	Central Valley	APE Services	3/3/25	0.50	1	110	\$110.00		\$0.00
Kanoa Elizondo	3624	Central Valley	APE Services	3/10/25	0.50	1	110	\$110.00		\$0.00
Kanoa Elizondo	3624	Central Valley	APE Services	3/17/25	0.50	1	110	\$110.00		\$0.00
Kanoa Elizondo	3624	Central Valley	APE Services	3/26/25	0.50	1	110	\$110.00		\$0.00
Kanoa Elizondo	3624	Central Valley	APE Services	3/31/25	0.50	1	110	\$110.00		\$0.00
Kara Toornink	3624	Central Valley	OT Assessment	2/24/25	10.50	10.5	110	\$1,155.00		\$0.00
Kara Toornink	3624	Central Valley	IEP Meeting	3/10/25	1.25	1.25	100	\$125.00		\$0.00
Kari Smith	3624	Central Valley	Nurse Assessment	3/11/25	n/a	n/a	n/a	\$700.00	20.00	\$14.00
Kasey Galik	3624	Central Valley	APE Services	3/3/25	0.50	1	110	\$110.00		\$0.00
Kasey Galik	3624	Central Valley	APE Services	3/10/25	0.50	1	110	\$110.00		\$0.00
Kasey Galik	3624	Central Valley	APE Services	3/17/25	0.50	1	110	\$110.00		\$0.00
Kasey Galik	3624	Central Valley	APE Services	3/25/25	0.50	1	110	\$110.00		\$0.00
Kasey Galik	3624	Central Valley	IEP Meeting	3/13/25	1.50	1.5	100	\$150.00		\$0.00
Katherine McMahon	3624	Central Valley	Nurse Assessment	3/2/25	n/a	n/a	n/a	\$700.00	87.80	\$61.32
Katherine McMahon	3624	Central Valley	Nurse Assessment	3/7/25	n/a	n/a	n/a	\$700.00	32.40	\$22.68
Katherine McMahon	3624	Central Valley	Nurse Assessment	3/16/25	n/a	n/a	n/a	\$700.00	8.60	\$6.02
Katherine McMahon	3624	Central Valley	Nurse Assessment	3/20/25	n/a	n/a	n/a	\$700.00	43.40	\$30.38
Katherine McMahon	3624	Central Valley	Nurse Assessment	3/30/25	n/a	n/a	n/a	\$700.00	1.30	\$0.91
Katherine McMahon	3624	Central Valley	Nurse Assessment	3/11/25	n/a	n/a	n/a	\$90.00	88.00	\$61.60
Kelly Dunn	3624	Central Valley	AAC Assessment	3/25/25	n/a	n/a	n/a	\$1,783.00		\$0.00
Kelly Dunn	3624	Central Valley	AT Services	3/5/25	0.50	1	120	\$120.00		\$0.00
Kristin McClelland	3624	Central Valley	Ed Psych Assessment	2/22/25	n/a	n/a	n/a	\$1,950.00	364.00	\$254.80
Lauren Linhoff	3624	Central Valley	APE Services	3/4/25	0.50	1	110	\$110.00		\$0.00
Lauren Linhoff	3624	Central Valley	APE Services	3/6/25	0.50	1	110	\$110.00		\$0.00
Lauren Linhoff	3624	Central Valley	APE Services	3/14/25	0.50	1	110	\$110.00		\$0.00
Lauren Linhoff	3624	Central Valley	APE Services	3/18/25	0.50	1	110	\$110.00		\$0.00
Lauren Linhoff	3624	Central Valley	APE Services	3/24/25	0.50	1	110	\$110.00		\$0.00
Mae Belen Vital	3624	Central Valley	Speech Services	3/12/25	0.50	1	110	\$110.00		\$0.00
Mae Belen Vital	3624	Central Valley	Speech Services	3/19/25	0.50	0.5	110	\$55.00		\$0.00
Mae Belen Vital	3624	Central Valley	Speech Services	3/3/25	0.50	1	110	\$110.00		\$0.00
Mae Belen Vital	3624	Central Valley	Speech Services	3/7/25	0.50	1	110	\$110.00		\$0.00
Mae Belen Vital	3624	Central Valley	Speech Services	3/10/25	0.50	1	110	\$110.00		\$0.00
Mae Belen Vital	3624	Central Valley	Speech Services	3/14/25	0.50	1	110	\$110.00		\$0.00
Mae Belen Vital	3624	Central Valley	Speech Services	3/27/25	0.50	1	110	\$110.00		\$0.00
Mae Belen Vital	3624	Central Valley	Speech Services	3/28/25	0.50	1	110	\$110.00		\$0.00
Mae Belen Vital	3624	Central Valley	Speech Services	3/20/25	0.50	1	110	\$110.00		\$0.00
Mae Belen Vital	3624	Central Valley	Speech Services	3/27/25	0.50	1	110	\$110.00		\$0.00
Mae Belen Vital	3624	Central Valley	Speech Services	3/8/25	0.50	1	110	\$110.00		\$0.00
Mae Belen Vital	3624	Central Valley	Speech Services	3/4/25	0.50	0.5	110	\$55.00		\$0.00
Mae Belen Vital	3624	Central Valley	Speech Services	3/13/25	0.50	0.5	110	\$55.00		\$0.00
Mae Belen Vital	3624	Central Valley	Speech Services	3/6/25	0.50	0.5	110	\$55.00		\$0.00
Mae Belen Vital	3624	Central Valley	Speech Services	3/18/25	1.00	0.5	110	\$55.00		\$0.00
Mae Belen Vital	3624	Central Valley	Speech Services	3/25/25	1.00	0.5	110	\$55.00		\$0.00
Mae Belen Vital	3624	Central Valley	Speech Services	3/4/25	1.00	0.5	110	\$55.00		\$0.00
Mae Belen Vital	3624	Central Valley	Speech Services	3/11/25	1.00	0.5	110	\$55.00		\$0.00

Mae Bolin Vital	3624	Central Valley	IEP Meeting	3/10/25	1.00	1	100	\$100.00		\$0.00
Mara Lewis	3624	Central Valley	IEP Meeting	3/18/25	1.00	1	100	\$100.00		\$0.00
Mercedes (Sadie) Alin	3624	Central Valley	Speech Services	3/3/25	0.50	1	110	\$110.00		\$0.00
Mercedes (Sadie) Alin	3624	Central Valley	Speech Services	3/10/25	0.50	0.5	110	\$55.00		\$0.00
Mercedes (Sadie) Alin	3624	Central Valley	Speech Services	3/18/25	0.50	1	110	\$110.00		\$0.00
Mercedes (Sadie) Alin	3624	Central Valley	Speech Services	3/26/25	0.50	1	110	\$110.00		\$0.00
Mercedes (Sadie) Alin	3624	Central Valley	Speech Services	3/5/25	0.50	1	110	\$110.00		\$0.00
Mercedes (Sadie) Alin	3624	Central Valley	Speech Services	3/12/25	0.50	1	110	\$110.00		\$0.00
Monika Mabe	3624	Central Valley	510	3/14/25	0.50	1	100	\$100.00		\$0.00
Monika Mabe	3624	Central Valley	510	3/21/25	0.50	1	100	\$100.00		\$0.00
Monika Mabe	3624	Central Valley	510	3/7/25	0.50	0.5	100	\$50.00		\$0.00
Monika Mabe	3624	Central Valley	510	3/31/25	0.50	0.5	100	\$50.00		\$0.00
Monika Mabe	3624	Central Valley	510	3/3/25	0.50	0.5	100	\$50.00		\$0.00
Monika Mabe	3624	Central Valley	510	3/10/25	0.50	0.5	100	\$50.00		\$0.00
Monika Mabe	3624	Central Valley	510	3/17/25	0.50	0.5	100	\$50.00		\$0.00
Monika Mabe	3624	Central Valley	510	3/24/25	0.50	0.5	100	\$50.00		\$0.00
Monika Mabe	3624	Central Valley	515	3/21/25	0.50	0.5	95	\$47.50		\$0.00
Monika Mabe	3624	Central Valley	510	3/14/25	0.50	1	100	\$100.00		\$0.00
Monika Mabe	3624	Central Valley	510	3/21/25	0.50	1	100	\$100.00		\$0.00
Monika Mabe	3624	Central Valley	510	3/24/25	0.50	1	100	\$100.00		\$0.00
Monika Mabe	3624	Central Valley	510	3/3/25	0.50	0.5	100	\$50.00		\$0.00
Monika Mabe	3624	Central Valley	510	3/17/25	0.50	0.5	100	\$50.00		\$0.00
Monika Mabe	3624	Central Valley	510	3/31/25	0.50	0.5	100	\$50.00		\$0.00
Monika Mabe	3624	Central Valley	510	3/14/25	0.50	0.5	100	\$50.00		\$0.00
Monika Mabe	3624	Central Valley	510	3/24/25	0.50	1	100	\$100.00		\$0.00
Monika Mabe	3624	Central Valley	510	3/28/25	0.50	1	100	\$100.00		\$0.00
Monika Mabe	3624	Central Valley	510	3/24/25	1.00	1	100	\$100.00		\$0.00
Monika Mabe	3624	Central Valley	IEP Meeting	3/24/25	1.00	1	100	\$100.00		\$0.00
Patricia Slaback	3624	Central Valley	OI Services	3/7/25	0.25	1	110	\$110.00		\$0.00
Patricia Slaback	3624	Central Valley	OI Services	3/5/25	0.50	1	110	\$110.00		\$0.00
Patricia Slaback	3624	Central Valley	OI Services	3/3/25	0.25	1	110	\$110.00		\$0.00
Patricia Slaback	3624	Central Valley	IEP Meeting	3/13/25	1.50	1.5	100	\$150.00		\$0.00
Penny Lopez	3624	Central Valley	Speech Services	2/6/25	0.50	1	110	\$110.00		\$0.00
Penny Lopez	3624	Central Valley	Speech Services	2/12/25	0.50	1	110	\$110.00		\$0.00
Penny Lopez	3624	Central Valley	Speech Services	2/25/25	0.50	1	110	\$110.00		\$0.00
Penny Lopez	3624	Central Valley	Speech Services	2/6/25	0.50	1	110	\$110.00		\$0.00
Penny Lopez	3624	Central Valley	Speech Services	2/27/25	0.50	1	110	\$110.00		\$0.00
Penny Lopez	3624	Central Valley	Speech Services	2/13/25	0.50	0.5	110	\$55.00		\$0.00
Penny Lopez	3624	Central Valley	Speech Assessment	2/9/25	10.50	10.5	110	\$1,155.00		\$0.00
Penny Lopez	3624	Central Valley	Speech Services	2/6/25	0.50	1	110	\$110.00		\$0.00
Penny Lopez	3624	Central Valley	Speech Services	2/13/25	0.50	1	110	\$110.00		\$0.00
Penny Lopez	3624	Central Valley	Speech Services	2/19/25	0.50	1	110	\$110.00		\$0.00
Penny Lopez	3624	Central Valley	Speech Services	2/27/25	0.50	1	110	\$110.00		\$0.00
Penny Lopez	3624	Central Valley	IEP Meeting	2/20/25	1.50	1.5	100	\$150.00		\$0.00
Raginald Boyd	3624	Central Valley	510	3/11/25	0.50	1	100	\$100.00		\$0.00
Raginald Boyd	3624	Central Valley	510	3/25/25	0.50	0.5	100	\$50.00		\$0.00
Ryan Groh	3624	Central Valley	Ed Psych Assessment	2/20/25	n/a	n/a	n/a	\$1,950.00	70.90	\$49.63
Ryan Groh	3624	Central Valley	Ed Psych Assessment	2/23/25	n/a	n/a	n/a	\$1,950.00	68.00	\$47.60
Ryan Groh	3624	Central Valley	Ed Psych Assessment	3/3/25	n/a	n/a	n/a	\$1,950.00	149.60	\$104.72
Ryan Groh	3624	Central Valley	Staffing Meeting	3/3/25	0.50	0.5	100	\$50.00		\$0.00
Sakhil Kaur	3624	Central Valley	Nurse Assessment	3/4/25	n/a	n/a	n/a	\$700.00		\$0.00
Shenlyn Sales	3624	Central Valley	ERMHS Assessment	3/8/25	n/a	n/a	n/a	\$1,950.00	22.00	\$15.40
Shenlyn Sales	3624	Central Valley	Ed Psych Assessment	3/8/25	n/a	n/a	n/a	\$1,950.00	86.00	\$61.60
Sunshine Armstrong	3624	Central Valley	535	3/26/25	0.75	1	110	\$110.00		\$0.00
Sunshine Armstrong	3624	Central Valley	535	3/17/25	0.50	1	110	\$110.00		\$0.00
Sunshine Armstrong	3624	Central Valley	535	3/27/25	0.50	1	110	\$110.00		\$0.00
Sunshine Armstrong	3624	Central Valley	535	3/6/25	0.50	1	110	\$110.00		\$0.00
Sunshine Armstrong	3624	Central Valley	535	3/4/25	0.50	0.5	110	\$55.00		\$0.00
Sunshine Armstrong	3624	Central Valley	535	3/6/25	0.50	0.5	110	\$55.00		\$0.00
Sunshine Armstrong	3624	Central Valley	535	3/11/25	0.50	0.5	110	\$55.00		\$0.00
Sunshine Armstrong	3624	Central Valley	535	3/13/25	0.50	0.5	110	\$55.00		\$0.00
Sunshine Armstrong	3624	Central Valley	535	3/18/25	0.50	0.5	110	\$55.00		\$0.00
Sunshine Armstrong	3624	Central Valley	535	3/20/25	0.50	0.5	110	\$55.00		\$0.00
Sunshine Armstrong	3624	Central Valley	535	3/25/25	0.50	0.5	110	\$55.00		\$0.00
Sunshine Armstrong	3624	Central Valley	535	3/27/25	0.50	0.5	110	\$55.00		\$0.00
Sunshine Armstrong	3624	Central Valley	535	3/11/25	0.50	0.5	110	\$55.00		\$0.00
Terre Schoch	3624	Central Valley	IEP Meeting	3/10/25	1.00	1	100	\$100.00		\$0.00
Terre Schoch	3624	Central Valley	515	3/4/25	0.50	0.5	95	\$47.50		\$0.00
Terre Schoch	3624	Central Valley	510	3/21/25	0.50	0.5	100	\$50.00		\$0.00
Valie Amiran	3624	Central Valley	Ed Psych Assessment	3/14/25	n/a	n/a	n/a	\$1,950.00	165.00	\$115.50
Valie Amiran	3624	Central Valley	IEP Meeting	3/10/25	1.00	1	100	\$100.00		\$0.00
Vanessa Abraham	3624	Central Valley	Speech Assessment	3/30/25	10.50	10.5	110	\$1,155.00		\$0.00
Vanessa Abraham	3624	Central Valley	IEP Meeting	3/19/25	1.00	1	100	\$100.00		\$0.00

Yasaman Danesh Panahi	3624	Central Valley	OT Services	3/20/25	0.50	1	110	\$110.00	\$0.00
Yasaman Danesh Panahi	3624	Central Valley	OT Services	3/5/25	0.50	0.5	110	\$55.00	\$0.00
Yasaman Danesh Panahi	3624	Central Valley	OT Services	3/19/25	0.50	0.5	110	\$55.00	\$0.00
Yasaman Danesh Panahi	3624	Central Valley	OT Services	3/27/25	0.50	0.5	110	\$55.00	\$0.00
Yasaman Danesh Panahi	3624	Central Valley	OT Services	3/6/25	0.50	1	110	\$110.00	\$0.00
Yasaman Danesh Panahi	3624	Central Valley	OT Services	3/20/25	0.50	1	110	\$110.00	\$0.00
Yasaman Danesh Panahi	3624	Central Valley	OT Services	3/27/25	0.50	1	110	\$110.00	\$0.00
Yasaman Danesh Panahi	3624	Central Valley	OT Services	3/4/25	0.50	0.5	110	\$55.00	\$0.00
Yasaman Danesh Panahi	3624	Central Valley	OT Services	3/6/25	0.50	1	110	\$110.00	\$0.00
Yasaman Danesh Panahi	3624	Central Valley	OT Services	3/13/25	0.50	0.5	110	\$55.00	\$0.00
Yasaman Danesh Panahi	3624	Central Valley	OT Services	3/6/25	0.50	1	110	\$110.00	\$0.00
Yasaman Danesh Panahi	3624	Central Valley	OT Services	3/12/25	0.50	1	110	\$110.00	\$0.00
Yasaman Danesh Panahi	3624	Central Valley	OT Services	3/19/25	0.50	1	110	\$110.00	\$0.00
Yasaman Danesh Panahi	3624	Central Valley	OT Services	3/26/25	0.50	1	110	\$110.00	\$0.00
Yasaman Danesh Panahi	3624	Central Valley	OT Services	3/6/25	0.50	1	110	\$110.00	\$0.00
Yasaman Danesh Panahi	3624	Central Valley	OT Services	3/13/25	0.50	1	110	\$110.00	\$0.00
Yasaman Danesh Panahi	3624	Central Valley	OT Services	3/20/25	0.50	1	110	\$110.00	\$0.00
Yasaman Danesh Panahi	3624	Central Valley	OT Services	3/27/25	0.50	1	110	\$110.00	\$0.00
Yasaman Danesh Panahi	3624	Central Valley	OT Services	3/6/25	0.50	1	110	\$110.00	\$0.00
Yasaman Danesh Panahi	3624	Central Valley	OT Services	3/13/25	0.50	1	110	\$110.00	\$0.00
Yasaman Danesh Panahi	3624	Central Valley	OT Services	3/20/25	0.50	1	110	\$110.00	\$0.00
Yasaman Danesh Panahi	3624	Central Valley	OT Services	3/27/25	0.50	1	110	\$110.00	\$0.00
Yasaman Danesh Panahi	3624	Central Valley	OT Services	3/7/25	0.50	0.5	110	\$55.00	\$0.00
Yasaman Danesh Panahi	3624	Central Valley	OT Services	3/6/25	0.50	1	110	\$110.00	\$0.00
Yasaman Danesh Panahi	3624	Central Valley	OT Services	3/13/25	0.50	1	110	\$110.00	\$0.00
Yasaman Danesh Panahi	3624	Central Valley	OT Services	3/14/25	0.50	1	110	\$110.00	\$0.00
Yasaman Danesh Panahi	3624	Central Valley	OT Services	3/7/25	0.50	0.5	110	\$55.00	\$0.00
Yasaman Danesh Panahi	3624	Central Valley	OT Services	3/21/25	0.50	0.5	110	\$55.00	\$0.00
Yasaman Danesh Panahi	3624	Central Valley	OT Services	3/28/25	0.50	0.5	110	\$55.00	\$0.00
Yasaman Danesh Panahi	3624	Central Valley	OT Services	3/3/25	0.50	1	110	\$110.00	\$0.00
Yasaman Danesh Panahi	3624	Central Valley	OT Services	3/14/25	0.50	1	110	\$110.00	\$0.00
Yasaman Danesh Panahi	3624	Central Valley	OT Services	3/17/25	0.50	1	110	\$110.00	\$0.00
Yasaman Danesh Panahi	3624	Central Valley	OT Services	3/24/25	0.50	1	110	\$110.00	\$0.00
Yasaman Danesh Panahi	3624	Central Valley	OT Services	3/31/25	0.50	1	110	\$110.00	\$0.00
Yasaman Danesh Panahi	3624	Central Valley	IEP Meeting	3/13/25	2.00	2	100	\$200.00	\$0.00
Yasaman Danesh Panahi	3624	Central Valley	IEP Meeting	3/10/25	2.00	2	100	\$200.00	\$0.00
Yasaman Danesh Panahi	3624	Central Valley	IEP Meeting	3/10/25	1.00	1	100	\$100.00	\$0.00
Yvonne Duarte	3624	Central Valley	IEP Meeting	3/26/25	1.00	1	100	\$100.00	\$0.00
				Total for Service:		Total for Mileage:		Total Due:	
Total				\$85,568.50		\$1,409.87		\$86,978.37	

Monterey Bay

BILLING INVOICE

Invoice #	3627	Bill To:	California Online Public School
Invoice Date:	3/31/25		Attn: La Chelle Carter
Name:	El Paseo Children's Center Inc		
Mailing Address	74075 El Paseo Drive, Suite A2B Palm Desert, CA 92260		lacarter@calca.connectionsacademy.org SPED-Finance@californiaops.org abatn@calca.connectionsacademy.org
Telephone	760-342-4900		

Provider	Invoice #	Region	Student	Service Type	Service Date	Actual Service Time	Billable Service in hours	Hourly Fee	Amount Due for Service	Miles Traveled	Miles Traveled x .70
Abigail Smalligan	3627	Monterey Bay		Speech Services	3/20/25	0.50	1	110	\$110.00		\$0.00
Abigail Smalligan	3627	Monterey Bay		Speech Services	3/21/25	0.50	1	110	\$110.00		\$0.00
Abigail Smalligan	3627	Monterey Bay		Speech Services	3/14/25	0.50	0.5	110	\$55.00		\$0.00
Adriana Covarubias	3627	Monterey Bay		OT Services	3/3/25	0.50	1	110	\$110.00		\$0.00
Adriana Covarubias	3627	Monterey Bay		OT Services	3/5/25	0.50	1	110	\$110.00		\$0.00
Adriana Covarubias	3627	Monterey Bay		OT Services	3/10/25	0.50	1	110	\$110.00		\$0.00
Adriana Covarubias	3627	Monterey Bay		OT Services	3/12/25	0.50	1	110	\$110.00		\$0.00
Adriana Covarubias	3627	Monterey Bay		OT Services	3/17/25	0.50	1	110	\$110.00		\$0.00
Adriana Covarubias	3627	Monterey Bay		OT Services	3/19/25	0.50	1	110	\$110.00		\$0.00
Adriana Covarubias	3627	Monterey Bay		OT Services	3/24/25	0.50	1	110	\$110.00		\$0.00
Adriana Covarubias	3627	Monterey Bay		OT Services	3/26/25	0.50	1	110	\$110.00		\$0.00
Adriana Covarubias	3627	Monterey Bay		OT Services	3/31/25	0.50	1	110	\$110.00		\$0.00
Amando Alvarez Rico	3627	Monterey Bay		Speech Assessment	3/4/25	10.50	10.5	110	\$1,155.00		\$0.00
Amando Alvarez Rico	3627	Monterey Bay		IEP	3/19/25	2.00	2	100	\$200.00		\$0.00
Brenda Rea	3627	Monterey Bay		510	3/18/25	0.50	1	100	\$100.00		\$0.00
Brenda Rea	3627	Monterey Bay		510	3/4/25	0.50	1	100	\$100.00		\$0.00
Brenda Rea	3627	Monterey Bay		510	3/11/25	0.50	1	100	\$100.00		\$0.00
Brenda Rea	3627	Monterey Bay		510	3/25/25	0.50	1	100	\$100.00		\$0.00
Brenda Rea	3627	Monterey Bay		510	3/4/25	0.50	1	100	\$100.00		\$0.00
Brenda Rea	3627	Monterey Bay		510	3/11/25	0.50	1	100	\$100.00		\$0.00
Brenda Rea	3627	Monterey Bay		510	3/18/25	0.50	1	100	\$100.00		\$0.00
Brenda Rea	3627	Monterey Bay		510	3/25/25	0.50	0.5	100	\$50.00		\$0.00
Diana Cadigan	3627	Monterey Bay		IEP	3/19/25	1.75	1.75	100	\$175.00		\$0.00
Diana Cadigan	3627	Monterey Bay		DHH Assessment	3/7/25	10.50	10.5	110	\$1,155.00		\$0.00
Elizabeth Ramirez	3627	Monterey Bay		510	3/11/25	0.50	1	100	\$100.00		\$0.00
Elizabeth Ramirez	3627	Monterey Bay		510	3/25/25	1.00	0.5	100	\$50.00		\$0.00
Emily Chupek	3627	Monterey Bay		Speech Services	3/21/25	0.50	1	110	\$110.00		\$0.00
Ericka Panayi	3627	Monterey Bay		Speech Services	3/3/25	0.50	1	110	\$110.00		\$0.00
Ericka Panayi	3627	Monterey Bay		Speech Services	3/5/25	0.50	1	110	\$110.00		\$0.00
Ericka Panayi	3627	Monterey Bay		Speech Services	3/10/25	0.50	1	110	\$110.00		\$0.00
Ericka Panayi	3627	Monterey Bay		Speech Services	3/12/25	0.50	1	110	\$110.00		\$0.00
Ericka Panayi	3627	Monterey Bay		Speech Services	3/17/25	0.50	1	110	\$110.00		\$0.00
Ericka Panayi	3627	Monterey Bay		Speech Services	3/19/25	0.50	1	110	\$110.00		\$0.00
Ericka Panayi	3627	Monterey Bay		Speech Services	3/26/25	0.50	1	110	\$110.00		\$0.00
Ericka Panayi	3627	Monterey Bay		Speech Services	3/31/25	0.50	1	110	\$110.00		\$0.00
Ericka Panayi	3627	Monterey Bay		Speech Services	3/24/25	0.50	0.5	110	\$55.00		\$0.00
Ericka Panayi	3627	Monterey Bay		Speech Services	3/6/25	1.00	1	110	\$110.00		\$0.00
Ericka Panayi	3627	Monterey Bay		Speech Services	3/13/25	1.00	1	110	\$110.00		\$0.00
Ericka Panayi	3627	Monterey Bay		Speech Services	3/20/25	1.00	1	110	\$110.00		\$0.00
Ericka Panayi	3627	Monterey Bay		Speech Services	3/27/25	1.00	1	110	\$110.00		\$0.00
Ericka Panayi	3627	Monterey Bay		Speech Services	3/3/25	0.50	1	110	\$110.00		\$0.00
Ericka Panayi	3627	Monterey Bay		Speech Services	3/10/25	0.50	1	110	\$110.00		\$0.00
Ericka Panayi	3627	Monterey Bay		Speech Services	3/19/25	0.50	1	110	\$110.00		\$0.00
Evette Rios	3627	Monterey Bay		Speech Services	3/7/25	0.50	1	110	\$110.00		\$0.00
Evette Rios	3627	Monterey Bay		Speech Services	3/13/25	0.50	1	110	\$110.00		\$0.00
Evette Rios	3627	Monterey Bay		Speech Services	3/14/25	0.50	1	110	\$110.00		\$0.00
Evette Rios	3627	Monterey Bay		Speech Services	3/20/25	0.50	1	110	\$110.00		\$0.00
Evette Rios	3627	Monterey Bay		Speech Services	3/27/25	0.50	1	110	\$110.00		\$0.00
Evette Rios	3627	Monterey Bay		Speech Services	3/28/25	0.50	1	110	\$110.00		\$0.00
Evette Rios	3627	Monterey Bay		Speech Services	3/21/25	0.50	0.5	110	\$55.00		\$0.00
Evette Rios	3627	Monterey Bay		Speech Services	3/4/25	0.50	1	110	\$110.00		\$0.00

Evette Rios	3627	Monterey Bay		Speech Services	3/11/25	0.50	1	110	\$110.00		\$0.00
Evette Rios	3627	Monterey Bay		Speech Services	3/19/25	0.50	0.5	110	\$55.00		\$0.00
Evette Rios	3627	Monterey Bay		Speech Services	3/26/25	0.50	0.5	110	\$55.00		\$0.00
Evette Rios	3627	Monterey Bay		Speech Services	3/14/25	0.50	1	110	\$110.00		\$0.00
Evette Rios	3627	Monterey Bay		Speech Services	3/27/25	0.50	1	110	\$110.00		\$0.00
Evette Rios	3627	Monterey Bay		Speech Services	3/7/25	0.50	0.5	110	\$55.00		\$0.00
Evette Rios	3627	Monterey Bay		Speech Services	3/28/25	0.50	0.5	110	\$55.00		\$0.00
Evette Rios	3627	Monterey Bay		Speech Services	3/20/25	0.50	0.5	110	\$55.00		\$0.00
Evette Rios	3627	Monterey Bay		Speech Services	3/25/25	0.50	1	110	\$110.00		\$0.00
Evette Rios	3627	Monterey Bay		Speech Services	3/28/25	0.50	0.5	110	\$55.00		\$0.00
Evette Rios	3627	Monterey Bay		Speech Services	3/7/25	0.50	1	110	\$110.00		\$0.00
Evette Rios	3627	Monterey Bay		Speech Services	3/13/25	0.50	1	110	\$110.00		\$0.00
Evette Rios	3627	Monterey Bay		Speech Services	3/20/25	0.50	1	110	\$110.00		\$0.00
Evette Rios	3627	Monterey Bay		Speech Services	3/27/25	0.50	1	110	\$110.00		\$0.00
Heidi Newton	3627	Monterey Bay		Nurse Assessment	3/8/25	n/a	n/a	n/a	\$700.00	26.90	\$18.83
Heidi Newton	3627	Monterey Bay		Nurse Assessment	3/28/25	n/a	n/a	n/a	\$700.00	105.00	\$73.50
Heidi Newton	3627	Monterey Bay		Nurse Assessment	3/29/25	n/a	n/a	n/a	\$700.00	76.5	\$53.55
Jill Gillette	3627	Monterey Bay		520	3/3/25	1.00	1	120	\$120.00		\$0.00
Jill Gillette	3627	Monterey Bay		520	3/10/25	1.00	1	120	\$120.00		\$0.00
Jill Gillette	3627	Monterey Bay		520	3/31/25	1.00	1	120	\$120.00		\$0.00
Jill Gillette	3627	Monterey Bay		520	3/24/25	1.00	1	120	\$120.00		\$0.00
Jill Gillette	3627	Monterey Bay		520	3/17/25	1.00	0.5	120	\$60.00		\$0.00
Jill Gillette	3627	Monterey Bay		520	3/11/25	1.00	0.5	120	\$60.00		\$0.00
Jill Gillette	3627	Monterey Bay		520	3/25/25	1.00	0.5	120	\$60.00		\$0.00
Jill Gillette	3627	Monterey Bay		510	3/10/25	0.50	1	100	\$100.00		\$0.00
Jill Gillette	3627	Monterey Bay		510	3/3/25	0.50	0.5	100	\$50.00		\$0.00
Jill Gillette	3627	Monterey Bay		510	3/31/25	0.50	1	100	\$100.00		\$0.00
Jill Gillette	3627	Monterey Bay		510	3/17/25	0.50	1	100	\$100.00		\$0.00
Jill Gillette	3627	Monterey Bay		510	3/24/25	0.50	0.5	100	\$50.00		\$0.00
Jill Gillette	3627	Monterey Bay		IEP Meeting	3/24/25	1.50	1.5	100	\$150.00		\$0.00
Jill Gillette	3627	Monterey Bay		IEP Meeting	3/25/25	1.00	1	100	\$100.00		\$0.00
Kasey Galik	3627	Monterey Bay		APE Services	3/4/25	0.50	1	110	\$110.00		\$0.00
Kasey Galik	3627	Monterey Bay		APE Services	3/11/25	0.50	1	110	\$110.00		\$0.00
Kasey Galik	3627	Monterey Bay		APE Services	3/18/25	0.50	1	110	\$110.00		\$0.00
Kasey Galik	3627	Monterey Bay		APE Services	3/25/25	0.50	1	110	\$110.00		\$0.00
Kasey Galik	3627	Monterey Bay		APE Services	3/27/25	0.50	1	110	\$110.00		\$0.00
Kathleen Frazier	3627	Monterey Bay		IEP Meeting	3/19/25	1.75	1.75	100	\$175.00		\$0.00
Kelly Dunn	3627	Monterey Bay		AT Services	3/10/25	1.00	1	120	\$120.00		\$0.00
Kristin McClelland	3627	Monterey Bay		IEP Meeting	3/12/25	1.00	1	100	\$100.00		\$0.00
Kristin McClelland	3627	Monterey Bay		IEP Meeting	3/28/25	1.00	1	100	\$100.00		\$0.00
Lauren Goteili (Williams)	3627	Monterey Bay		Speech Services	3/3/25	0.50	1	110	\$110.00		\$0.00
Lauren Goteili (Williams)	3627	Monterey Bay		Speech Services	3/14/25	0.50	1	110	\$110.00		\$0.00
Lauren Goteili (Williams)	3627	Monterey Bay		Speech Services	3/17/25	0.50	1	110	\$110.00		\$0.00
Lauren Goteili (Williams)	3627	Monterey Bay		Speech Services	3/24/25	0.50	1	110	\$110.00		\$0.00
Lauren Goteili (Williams)	3627	Monterey Bay		Speech Services	3/31/25	0.50	0.5	110	\$55.00		\$0.00
Lauren Goteili (Williams)	3627	Monterey Bay		Speech Services	3/4/25	0.50	1	110	\$110.00		\$0.00
Lauren Goteili (Williams)	3627	Monterey Bay		Speech Services	3/17/25	0.50	1	110	\$110.00		\$0.00
Lauren Goteili (Williams)	3627	Monterey Bay		Speech Services	3/26/25	0.50	1	110	\$110.00		\$0.00
Lauren Goteili (Williams)	3627	Monterey Bay		Speech Services	3/31/25	0.50	1	110	\$110.00		\$0.00
Lauren Goteili (Williams)	3627	Monterey Bay		Speech Services	3/14/25	0.50	0.5	110	\$55.00		\$0.00
Mae Belin Vital	3627	Monterey Bay		Speech Assessment	3/5/25	10.50	10.5	110	\$1,155.00		\$0.00
Mae Belin Vital	3627	Monterey Bay		Speech Services	3/12/25	0.50	1	110	\$110.00		\$0.00
Mae Belin Vital	3627	Monterey Bay		Speech Services	3/19/25	0.50	0.5	110	\$55.00		\$0.00
Mae Belin Vital	3627	Monterey Bay		Speech Services	3/13/25	0.50	1	110	\$110.00		\$0.00
Mae Belin Vital	3627	Monterey Bay		Speech Services	3/20/25	1.00	1	110	\$110.00		\$0.00
Mae Belin Vital	3627	Monterey Bay		Speech Services	3/27/25	1.00	1	110	\$110.00		\$0.00
Mae Belin Vital	3627	Monterey Bay		Speech Services	3/6/25	1.00	0.5	110	\$55.00		\$0.00
Mae Belin Vital	3627	Monterey Bay		Speech Services	3/13/25	0.50	1	110	\$110.00		\$0.00
Mae Belin Vital	3627	Monterey Bay		Speech Services	3/20/25	0.50	1	110	\$110.00		\$0.00
Mae Belin Vital	3627	Monterey Bay		Speech Services	3/27/25	0.50	1	110	\$110.00		\$0.00
Mae Belin Vital	3627	Monterey Bay		Speech Services	3/4/25	0.50	0.5	110	\$55.00		\$0.00

Mae Belin Vital	3627	Monterey Bay	Speech Services	3/7/25	0.50	0.5	110	\$55.00		\$0.00
Mae Belin Vital	3627	Monterey Bay	Speech Services	3/18/25	0.50	0.5	110	\$55.00		\$0.00
Mae Belin Vital	3627	Monterey Bay	IEP Meeting	3/7/25	1.00	1	100	\$100.00		\$0.00
Mae Belin Vital	3627	Monterey Bay	IEP Meeting	3/18/25	0.50	0.5	100	\$50.00		\$0.00
Mae Belin Vital	3627	Monterey Bay	IEP Meeting	3/10/25	1.00	1	100	\$100.00		\$0.00
Melanie Segrave	3627	Monterey Bay	515	2/18/25	0.50	1	95	\$95.00		\$0.00
Melanie Segrave	3627	Monterey Bay	515	2/25/25	0.50	1	95	\$95.00		\$0.00
Melanie Segrave	3627	Monterey Bay	515	3/4/25	0.50	1	95	\$95.00		\$0.00
Melanie Segrave	3627	Monterey Bay	515	3/11/25	0.50	1	95	\$95.00		\$0.00
Melanie Segrave	3627	Monterey Bay	515	3/18/25	0.50	1	95	\$95.00		\$0.00
Melanie Segrave	3627	Monterey Bay	515	3/25/25	0.50	1	95	\$95.00		\$0.00
Melanie Segrave	3627	Monterey Bay	510	3/4/25	0.50	1	100	\$100.00		\$0.00
Melanie Segrave	3627	Monterey Bay	510	3/11/25	0.50	1	100	\$100.00		\$0.00
Melanie Segrave	3627	Monterey Bay	510	3/18/25	0.50	1	100	\$100.00		\$0.00
Melanie Segrave	3627	Monterey Bay	510	3/25/25	0.50	1	100	\$100.00		\$0.00
Melanie Segrave	3627	Monterey Bay	510	3/31/25	0.50	1	100	\$100.00		\$0.00
Melanie Segrave	3627	Monterey Bay	520	3/4/25	0.50	1	120	\$120.00		\$0.00
Melanie Segrave	3627	Monterey Bay	520	3/18/25	0.50	1	120	\$120.00		\$0.00
Melanie Segrave	3627	Monterey Bay	510	2/19/25	0.50	1	100	\$100.00		\$0.00
Melanie Segrave	3627	Monterey Bay	510	2/26/25	0.50	1	100	\$100.00		\$0.00
Melanie Segrave	3627	Monterey Bay	510	3/6/25	0.50	1	100	\$100.00		\$0.00
Melanie Segrave	3627	Monterey Bay	510	3/19/25	0.50	1	100	\$100.00		\$0.00
Melanie Segrave	3627	Monterey Bay	510	3/19/25	0.50	1	100	\$100.00		\$0.00
Melanie Segrave	3627	Monterey Bay	510	3/26/25	0.50	1	100	\$100.00		\$0.00
Melinda MacKenzie	3627	Monterey Bay	Ed Psych Assessment	3/5/25	n/a	n/a	n/a	\$1,950.00	262.00	\$183.40
Melinda MacKenzie	3627	Monterey Bay	Ed Psych Assessment	3/8/25	n/a	n/a	n/a	\$1,950.00	164.00	\$114.80
Melinda MacKenzie	3627	Monterey Bay	Ed Psych Assessment	3/8/25	n/a	n/a	n/a	\$1,950.00	152.00	\$106.40
Mercedes Allin	3627	Monterey Bay	Speech Services	3/4/25	0.50	1	110	\$110.00		\$0.00
Mercedes Allin	3627	Monterey Bay	Speech Services	3/12/25	0.50	1	110	\$110.00		\$0.00
Mercedes Allin	3627	Monterey Bay	Speech Services	3/18/25	0.50	1	110	\$110.00		\$0.00
Mercedes Allin	3627	Monterey Bay	Speech Services	3/20/25	0.50	1	110	\$110.00		\$0.00
Mercedes Allin	3627	Monterey Bay	Speech Services	3/25/25	0.50	1	110	\$110.00		\$0.00
Mercedes Allin	3627	Monterey Bay	Speech Services	3/27/25	0.50	1	110	\$110.00		\$0.00
Mercedes Allin	3627	Monterey Bay	Speech Services	3/7/25	0.50	1	110	\$110.00		\$0.00
Mercedes Allin	3627	Monterey Bay	Speech Services	3/14/25	0.50	1	110	\$110.00		\$0.00
Monika Mabe	3627	Monterey Bay	510	3/21/25	0.25	1	100	\$100.00		\$0.00
Monika Mabe	3627	Monterey Bay	510	3/10/25	0.50	1	100	\$100.00		\$0.00
Monika Mabe	3627	Monterey Bay	510	3/17/25	0.50	0.5	100	\$50.00		\$0.00
Monika Mabe	3627	Monterey Bay	510	3/24/25	0.50	0.5	100	\$50.00		\$0.00
Monika Mabe	3627	Monterey Bay	510	3/31/25	0.50	0.5	100	\$50.00		\$0.00
Monika Mabe	3627	Monterey Bay	515	3/3/25	0.50	1	95	\$95.00		\$0.00
Monika Mabe	3627	Monterey Bay	515	3/17/25	0.50	1	95	\$95.00		\$0.00
Monika Mabe	3627	Monterey Bay	515	3/24/25	0.50	1	95	\$95.00		\$0.00
Monika Mabe	3627	Monterey Bay	515	3/31/25	0.50	1	95	\$95.00		\$0.00
Monika Mabe	3627	Monterey Bay	515	3/10/25	0.50	0.5	95	\$47.50		\$0.00
Monika Mabe	3627	Monterey Bay	IEP Meeting	3/10/25	1.20	1.2	100	\$120.00		\$0.00
Rashida Wiggins	3627	Monterey Bay	Ed Psych Assessment	2/7/25	n/a	n/a	n/a	\$1,950.00	354.00	\$247.80
Rashida Wiggins	3627	Monterey Bay	Ed Psych Assessment	3/1/25	n/a	n/a	n/a	\$1,950.00	340.00	\$238.00
Rashida Wiggins	3627	Monterey Bay	Ed Psych Assessment	3/1/25	n/a	n/a	n/a	\$1,950.00	195.00	\$136.50
Reginald Boyd	3627	Monterey Bay	510	3/31/25	0.80	1.00	100	\$100.00		\$0.00
Reginald Boyd	3627	Monterey Bay	510	3/17/25	0.80	1	100	\$100.00		\$0.00
Reginald Boyd	3627	Monterey Bay	510	3/26/25	0.80	1	100	\$100.00		\$0.00
Reginald Boyd	3627	Monterey Bay	510	3/3/25	0.80	1	100	\$100.00		\$0.00
Reginald Boyd	3627	Monterey Bay	510	3/10/25	0.80	0.5	100	\$50.00		\$0.00
Reginald Boyd	3627	Monterey Bay	510	3/17/25	0.80	1	100	\$100.00		\$0.00
Reginald Boyd	3627	Monterey Bay	510	3/31/25	0.80	1	100	\$100.00		\$0.00
Reginald Boyd	3627	Monterey Bay	510	3/3/25	0.80	1	100	\$100.00		\$0.00
Reginald Boyd	3627	Monterey Bay	510	3/10/25	0.80	1	100	\$100.00		\$0.00
Reginald Boyd	3627	Monterey Bay	510	3/6/25	0.75	1.00	100	\$100.00		\$0.00
Reginald Boyd	3627	Monterey Bay	510	3/21/25	0.75	1.00	100	\$100.00		\$0.00

Reginald Boyd	3627	Monterey Bay	510	3/27/25	0.75	1.00	100	\$100.00		\$0.00
Reginald Boyd	3627	Monterey Bay	510	3/13/25	0.75	0.50	100	\$50.00		\$0.00
Reginald Boyd	3627	Monterey Bay	510	3/26/25	0.50	1.00	100	\$100.00		\$0.00
Reginald Boyd	3627	Monterey Bay	510	3/14/25	0.50	1.00	100	\$100.00		\$0.00
Sabrina Lujan-Reyes	3627	Monterey Bay	Ed Psych Assessment	3/8/25	n/a	n/a	n/a	\$1,950.00	228.00	\$159.50
Sunshine Armstrong	3627	Monterey Bay	535-Parent	3/31/25	0.50	1.00	110	\$110.00		\$0.00
Terrie Schoch	3627	Monterey Bay	510	3/19/25	0.50	1.00	100	\$100.00		\$0.00
Terrie Schoch	3627	Monterey Bay	510	3/26/25	0.50	1.00	100	\$100.00		\$0.00
Terrie Schoch	3627	Monterey Bay	510	3/5/25	0.50	0.50	100	\$50.00		\$0.00
Terrie Schoch	3627	Monterey Bay	510	3/12/25	0.50	0.50	100	\$50.00		\$0.00
Vanessa Abraham	3627	Monterey Bay	Speech Assessment	3/26/25	10.50	10.5	110	\$1,155.00		\$0.00
Yasaman Danesh-Panahi	3627	Monterey Bay	IEP Meeting	3/31/25	2.00	2	100	\$200.00		\$0.00
Yasaman Danesh-Panahi	3627	Monterey Bay	OT Assessment	3/18/25	10.50	10.5	110	\$1,155.00		\$0.00
Yasaman Danesh-Panahi	3627	Monterey Bay	OT Services	3/5/25	0.50	1	110	\$110.00		\$0.00
Yasaman Danesh-Panahi	3627	Monterey Bay	OT Services	3/12/25	0.50	1	110	\$110.00		\$0.00
Yasaman Danesh-Panahi	3627	Monterey Bay	OT Services	3/26/25	0.50	1	110	\$110.00		\$0.00
Yasaman Danesh-Panahi	3627	Monterey Bay	OT Services	3/20/25	0.50	0.5	110	\$55.00		\$0.00
Yasaman Danesh-Panahi	3627	Monterey Bay	OT Services	3/4/25	0.50	1	110	\$110.00		\$0.00
Yasaman Danesh-Panahi	3627	Monterey Bay	OT Services	3/11/25	0.50	1	110	\$110.00		\$0.00
Yasaman Danesh-Panahi	3627	Monterey Bay	OT Services	3/25/25	0.50	1	110	\$110.00		\$0.00
Yasaman Danesh-Panahi	3627	Monterey Bay	OT Services	3/18/25	0.50	0.5	110	\$55.00		\$0.00
Yasaman Danesh-Panahi	3627	Monterey Bay	OT Services	3/5/25	0.50	1	110	\$110.00		\$0.00
Yasaman Danesh-Panahi	3627	Monterey Bay	OT Services	3/25/25	0.50	1	110	\$110.00		\$0.00
Yasaman Danesh-Panahi	3627	Monterey Bay	OT Services	3/12/25	0.50	0.5	110	\$55.00		\$0.00
Yasaman Danesh-Panahi	3627	Monterey Bay	OT Services	3/18/25	0.50	0.5	110	\$55.00		\$0.00
Yasaman Danesh-Panahi	3627	Monterey Bay	OT Services	3/4/25	0.50	1	110	\$110.00		\$0.00
Yasaman Danesh-Panahi	3627	Monterey Bay	OT Services	3/4/25	0.50	1	110	\$110.00		\$0.00
Yasaman Danesh-Panahi	3627	Monterey Bay	OT Services	3/11/25	0.50	1	110	\$110.00		\$0.00
Yasaman Danesh-Panahi	3627	Monterey Bay	OT Services	3/18/25	0.50	1	110	\$110.00		\$0.00
Yasaman Danesh-Panahi	3627	Monterey Bay	OT Services	3/25/25	0.50	1	110	\$110.00		\$0.00
			Total for Service:	Total for Mileage:			TOTAL DUE			
Total			\$39,952.50	\$1,332.38			\$41,284.88	\$39,952.50	1,903.40	\$1,332.38

J.P.Morgan

JPMORGAN CHASE BANK NA
 P.O. BOX 15918
 MAIL SUITE DE1-1404
 WILMINGTON DE 19850

ACCOUNT NUMBER	4485 9279 0004 8836
PAYMENT DUE DATE	05/25/2025
AMOUNT DUE	\$103,817.69
CURRENT BALANCE	\$103,817.69

Remit To: JPMORGAN CHASE BANK NA
 P.O. BOX 4475
 CAROL STREAM, IL 60197-4475

AMOUNT ENCLOSED \$

CALOPS
 DEBORAH LARSON
 33272 VALLE RD
 SAN JUAN CAPISTRANO CA 92675-4842

** 0000000

448592790004883610381769103817697

PLEASE TEAR PAYMENT COUPON AT PERFORATION

STATEMENT MESSAGES

COMMERCIAL ACCOUNT SUMMARY
ORGANIZATION NAME: CALOPS ACCOUNT NUMBER: 4485927900048836

CLOSING DATE 04-30-25 CREDIT LIMIT 1,000,000 AVAILABLE CREDIT 896,182	PREVIOUS BALANCE 118,946.14 PURCHASES AND OTHER CHARGES 105,066.87 CASH ADVANCES .00 CREDITS 1,249.18 PAYMENTS 118,946.14- LATE PAYMENT CHARGES .00 CASH ADVANCE FEE .00 FINANCE CHARGES .00 NEW BALANCE 103,817.69 TOTAL PAYMENT DUE 103,817.69 DISPUTED AMOUNT .00
FOR CUSTOMER SERVICE CALL: 1-800-316-6056 FOR TTY/TDD SERVICE CALL: 1-800-955-8060	
SEND BILLING INQUIRIES TO: JPMORGAN CHASE BANK NA COMMERCIAL CARD SOLUTIONS P.O. BOX 2015 MAIL SUITE IL1-6225 ELGIN, IL 60121	

ACCT. NUMBER: 4485 9279 0004 8836	CALOPS
-----------------------------------	--------

COMMERCIAL ACCOUNT ACTIVITY				
CALOPS 4485-9279-0004-8836				TOTAL COMMERCIAL ACTIVITY \$118,946.14CR
ACCOUNTING CODE:				
Post Date	Tran Date	Reference Number	Transaction Description	Amount
04-25	04-25		AUTO PAYMENT DEDUCTION	118,946.14 CR

INDIVIDUAL CARDHOLDER ACTIVITY					
RICHARD SAVAGE 4485-9200-2831-6078		CREDITS \$429.18	PURCHASES \$6,510.67	CASH ADV \$0.00	TOTAL ACTIVITY \$6,081.49
ACCOUNTING CODE:					
Purchasing Activity					
Post Date	Tran Date	Reference Number	Transaction Description	Amount	
04-04	04-04	24204295093002308206097	TWITTER ONLINE ADS 415-2229670 CA P.O.S.: 1907929653230866432 SALES TAX: 0.00	160.28	
04-07	04-05	24204295095000038607095	TWITTER ONLINE ADS 415-2229670 CA P.O.S.: 1908318448996458496 SALES TAX: 0.00	86.15	
04-08	04-07	24204295097000685769048	SPOTIFY AD STUDIO 877-7781161 NY P.O.S.: P35A502DBD SALES TAX: 0.00	502.09	
04-09	04-09	24204295098002784929092	TWITTER ONLINE ADS 415-2229670 CA P.O.S.: 1909728337174085632 SALES TAX: 0.00	160.00	
04-11	04-10	24493985100093992069112	OC PARKS HQ 714-973-6855 CA P.O.S.: 55450108 SALES TAX: 0.00	500.00	
04-17	04-17	24204295107001100800093	TWITTER ONLINE ADS 415-2229670 CA P.O.S.: 1912667091861897216 SALES TAX: 0.00	317.96	
04-22	04-21	24431065112191890027976	IN-N-OUT BURGERS-COOKOUT 949-509-6200 CA P.O.S.: 49600045 SALES TAX: 0.00	800.00	
04-28	04-26	24204295116001303843097	TWITTER ONLINE ADS 415-2229670 CA P.O.S.: 1915967683191504896 SALES TAX: 0.00	320.73	
Total Purchasing Activity				\$2,847.21	
Travel Activity					
Post Date	Tran Date	Reference Number	Transaction Description	Amount	
04-04	04-03	24717055094870942204166	DELTA AIR 0062320147249 800-2211212 CA SAVAGE/RICHARD DEPART: 04-10-25 P.O.S.: SALES TAX: \$0.00 SNA DL H SLC	668.48	
04-07	04-06	24717055097870971819758	DELTA AIR 0062320831082 800-2211212 CA SAVAGE/RICHARD DEPART: 05-28-25 P.O.S.: SALES TAX: \$0.00 IDA DL S SLC DL S SJC DL S SLC DL S IDA	557.37	
04-07	04-04	74717055095870953273450	AMERICAN AI 0012218605583 800-433-7300 TX SAVAGE/RICHARD DEPART: 04-05-25 P.O.S.: SALES TAX: \$0.00 XAA AA X XAO	429.18 CR	
04-08	04-07	24427335097730261263504	MCDONALD'S F35362 PHOENIX AZ P.O.S.: 06346545362VPTY7026126350 SALES TAX: 0.00	6.17	

ACCT. NUMBER: 4485 9279 0004 8836	CALOPS
-----------------------------------	--------

INDIVIDUAL CARDHOLDER ACTIVITY					
Travel Activity					
Post Date	Tran Date	Reference Number	Transaction Description	Amount	
04-09	04-08	24251385098027019188983	BAGEL SHACK #3 - SAN JUAN SAN JUAN CAPI CA	13.92	
04-11	04-10	24011345100100082489637	LYFT *RIDE THU 7AM LYFT.COM CA P.O.S.: 20698292089150051 SALES TAX: 3.19	75.70	
04-14	04-10	24692165101103900107925	MARRIOTT LAGUNA CLIFFS DANA POINT CA 247530 ARRIVAL: 04-07-25	1,445.45	
04-25	04-24	24717055115871151920208	DELTA AIR 0062326732288 800-2211212 CA SAVAGE/RICHARD DEPART: 05-12-25 P.O.S.: SALES TAX: \$0.00 IDA DL U SLC DL S SNA DL S SLC DL S IDA	896.37	
Total Travel Activity				\$3,234.28	
SHERYL MOSSO 4485-9200-3490-0998		CREDITS \$0.00	PURCHASES \$401.96	CASH ADV \$0.00	TOTAL ACTIVITY \$401.96
ACCOUNTING CODE:					
Travel Activity					
Post Date	Tran Date	Reference Number	Transaction Description	Amount	
04-16	04-14	24692165105107591067856	SOUTHWES 5262333787871 800-435-9792 TX MOSSO/SHERYL MARISSA DEPART: 04-21-25 P.O.S.: SALES TAX: \$0.00 LAS WN U SNA WN E LAS	376.97	
04-22	04-20	24692165111102792622429	SOUTHWES 5262336095515 800-435-9792 TX MOSSO/SHERYL MARISSA DEPART: 04-21-25 P.O.S.: SALES TAX: \$0.00 LAS WN U SNA WN U LAS	24.99	
Total Travel Activity				\$401.96	
TRACY LE 4485-9200-5420-8462		CREDITS \$0.00	PURCHASES \$20.00	CASH ADV \$0.00	TOTAL ACTIVITY \$20.00
ACCOUNTING CODE:					
Purchasing Activity					
Post Date	Tran Date	Reference Number	Transaction Description	Amount	
04-03	04-02	24240525092293110833114	WA SECRETARY OF STATE 360-704-5266 WA P.O.S.: 8424351662 SALES TAX: 0.00	20.00	
Total Purchasing Activity				\$20.00	
FINANCE DEPARTMENT 4485-9201-0377-7327		CREDITS \$0.00	PURCHASES \$585.86	CASH ADV \$0.00	TOTAL ACTIVITY \$585.86
ACCOUNTING CODE:					
Purchasing Activity					
Post Date	Tran Date	Reference Number	Transaction Description	Amount	
04-01	04-01	24000775091100011140014	DOCUMO DOCUMO.COM NV P.O.S.: 92905810 SALES TAX: 0.00	27.72	
04-01	04-01	24204295091000164807075	SPOTIFY AD STUDIO 877-7781161 NY P.O.S.: P3574D7A04 SALES TAX: 0.00	494.04	
04-01	03-31	24493985091090889291255	PRESIDENTS VOL SRV AWARD 404-979-2900 GA P.O.S.: 80750011 SALES TAX: 0.00	32.05	

ACCT. NUMBER: 4485 9279 0004 8836	CALOPS
-----------------------------------	--------

INDIVIDUAL CARDHOLDER ACTIVITY						
Purchasing Activity						
Post Date	Tran Date	Reference Number	Transaction Description		Amount	
04-01	03-31	24493985091090889291461	PRESIDENTS VOL SRV AWARD 404-979-2900 GA P.O.S.: 80750032 SALES TAX: 0.00		32.05	
Total Purchasing Activity					\$585.86	
MARCUS WHITE 4485-9201-0693-8900			CREDITS \$0.00	PURCHASES \$1,341.60	CASH ADV \$0.00	TOTAL ACTIVITY \$1,341.60
ACCOUNTING CODE:						
Travel Activity						
Post Date	Tran Date	Reference Number	Transaction Description		Amount	
04-10	04-08	24692165099102084850205	MARRIOTT LAGUNA CLIFFS DANA POINT CA 255330 ARRIVAL: 04-07-25		504.50	
04-14	04-10	24692165101103900108071	MARRIOTT LAGUNA CLIFFS DANA POINT CA 250310 ARRIVAL: 04-08-25		837.10	
Total Travel Activity					\$1,341.60	
STEPHEN FORD 4485-9201-2531-5460			CREDITS \$0.00	PURCHASES \$2,560.40	CASH ADV \$0.00	TOTAL ACTIVITY \$2,560.40
ACCOUNTING CODE:						
Travel Activity						
Post Date	Tran Date	Reference Number	Transaction Description		Amount	
04-09	04-07	24692165098101231942007	IN-N-OUT LAGUNA HILLS LAGUNA HILLS CA P.O.S.: 049967 SALES TAX: 0.00		25.86	
04-10	04-08	24692165099101943908949	TST*EL ADOBE SAN JUAN CAPI CA P.O.S.: 00120539024172181209aa SALES TAX: 0.00		301.50	
04-10	04-08	24692165099102085172377	RENAISSANCE CLUBSPORT ALISO VIEJO CA 501040 ARRIVAL: 04-07-25		279.90	
04-10	04-09	24692165100102531250931	TST*JIMMYS FAMOUS AMERI DANA POINT CA P.O.S.: 00114548024191425659aa SALES TAX: 0.00		284.92	
04-11	04-10	24164075100080216360005	NATIONAL CAR RENTAL SANTA ANA CA 664638161		210.97	
04-14	04-10	24692165101103900107982	MARRIOTT LAGUNA CLIFFS DANA POINT CA 248960 ARRIVAL: 04-07-25		1,408.62	
04-14	04-10	24943815101900077000438	CARLS JR 1986 SANTA ANA CA		17.23	
Total Travel Activity					\$2,529.00	
Fleet Activity						
Post Date	Tran Date	Reference Number	Transaction Description		Amount	
04-11	04-10	24692165100103244770777	CHEVRON 0096405 IRVINE CA P.O.S.: V000001000000 SALES TAX: 4.49		31.40	
Total Fleet Activity					\$31.40	
JULIE COLOMERO 4485-9201-2888-3134			CREDITS \$0.00	PURCHASES \$4,500.00	CASH ADV \$0.00	TOTAL ACTIVITY \$4,500.00
ACCOUNTING CODE:						

ACCT. NUMBER: 4485 9279 0004 8836	CALOPS
-----------------------------------	--------

INDIVIDUAL CARDHOLDER ACTIVITY					
Purchasing Activity					
Post Date	Tran Date	Reference Number	Transaction Description	Amount	
04-03	04-03	24036295093712705075812	FACEBK *BLAU3LU462 650-543-4800 CA P.O.S.: 92780082323101365 SALES TAX: 0.00	900.00	
04-07	04-04	24036295094742966937037	FACEBK *WZX2PLL462 650-543-4800 CA P.O.S.: 93451465289296365 SALES TAX: 0.00	900.00	
04-07	04-05	24036295095716212808118	FACEBK *6M4PKMY462 650-543-4800 CA P.O.S.: 94452138522562365 SALES TAX: 0.00	900.00	
04-07	04-07	24036295097718437469203	FACEBK *N3UXMMY462 650-543-4800 CA P.O.S.: 94531582247951365 SALES TAX: 0.00	900.00	
04-09	04-08	24036295098742654092406	FACEBK *V79GNLC562 650-543-4800 CA P.O.S.: 93431025791340365 SALES TAX: 0.00	900.00	
Total Purchasing Activity				\$4,500.00	
LESLIE DOMBEK 4485-9201-4073-4588		CREDITS \$0.00	PURCHASES \$1,464.98	CASH ADV \$0.00	TOTAL ACTIVITY \$1,464.98
ACCOUNTING CODE:					
Travel Activity					
Post Date	Tran Date	Reference Number	Transaction Description	Amount	
04-08	04-06	24431065097182715868198	ALASKA AIR 0272101820802 SANTA ROSA CA DOMBEK/LESLIE DEPART: 04-06-25 P.O.S.: SALES TAX: \$0.00 STS AS K SNA	35.00	
04-11	04-10	24164075100060216358702	NATIONAL CAR RENTAL SANTA ANA CA 664621243	410.71	
04-11	04-09	24431065100184615832188	ALASKA AIR SEATTLE WA XXXXXXXXXXXXXXXXXXXXX DEPART: 00-00-00 P.O.S.: SALES TAX: \$0.00	35.00	
04-14	04-10	24692165101103697070187	HOBIE'S SAND BAR SNA SANTA ANA CA P.O.S.: 8 SALES TAX: 1.11	17.39	
04-14	04-10	24692165101103900107990	MARRIOTT LAGUNA CLIFFS DANA POINT CA 249040 ARRIVAL: 04-08-25	948.88	
Total Travel Activity				\$1,446.98	
Fleet Activity					
Post Date	Tran Date	Reference Number	Transaction Description	Amount	
04-11	04-10	24692165100103244798158	CHEVRON 0085418 IRVINE CA P.O.S.: V000001000000 SALES TAX: 2.57	18.00	
Total Fleet Activity				\$18.00	
DANIEL HERTZLER 4485-9201-5003-7583		CREDITS \$820.00	PURCHASES \$1,186.91	CASH ADV \$0.00	TOTAL ACTIVITY \$366.91
ACCOUNTING CODE:					
Travel Activity					
Post Date	Tran Date	Reference Number	Transaction Description	Amount	
04-03	04-02	74943005092179390068281	HYATT REGENCY SACRAMENTO 9164431234 CA	820.00CR	

ACCT. NUMBER: 4485 9279 0004 8836	CALOPS
-----------------------------------	--------

INDIVIDUAL CARDHOLDER ACTIVITY					
Travel Activity					
Post Date	Tran Date	Reference Number	Transaction Description	Amount	
04-14	04-10	24692165101103900108022	MARRIOTT LAGUNA CLIFFS DANA POINT CA 249270 ARRIVAL: 04-08-25	1,186.91	
Total Travel Activity				\$366.91	
HEATHER TAMAYO			CREDITS	PURCHASES	CASH ADV
4485-9201-5987-5843			\$0.00	\$10.00	\$0.00
ACCOUNTING CODE:					
Purchasing Activity					
Post Date	Tran Date	Reference Number	Transaction Description	Amount	
04-25	04-24	24000975114601500715090	THE UPS STORE 7349 209-3863095 CA P.O.S.: 7349-POST7349B-174 SALES TAX: 0.00	10.00	
Total Purchasing Activity				\$10.00	
MATTHEW BROCKWAY			CREDITS	PURCHASES	CASH ADV
4485-9201-9166-4221			\$0.00	\$272.04	\$0.00
ACCOUNTING CODE:					
Travel Activity					
Post Date	Tran Date	Reference Number	Transaction Description	Amount	
04-14	04-10	24692165101103900107826	MARRIOTT LAGUNA CLIFFS DANA POINT CA 176000 ARRIVAL: 04-07-25	272.04	
Total Travel Activity				\$272.04	
ASHLEY LARSEN			CREDITS	PURCHASES	CASH ADV
4485-9201-9282-6654			\$0.00	\$549.86	\$0.00
ACCOUNTING CODE:					
Purchasing Activity					
Post Date	Tran Date	Reference Number	Transaction Description	Amount	
04-09	04-07	24231685098299460745409	VONS #2091 SAN JUAN CAPI CA P.O.S.: 509700133253 SALES TAX: 3.84	53.49	
Total Purchasing Activity				\$53.49	
Travel Activity					
Post Date	Tran Date	Reference Number	Transaction Description	Amount	
04-09	04-08	24064665098100013549179	WWW.MRPICK* MR. PICKLE WWW.MRPICKLES CA P.O.S.: ch2ewriafu8np31oln SALES TAX: 0.00	184.94	
04-10	04-09	24000775099100019571972	ELPOLLOLOCO ELPOLLOLOCO,O CA P.O.S.: ch31iexxmg3f0uxe6s SALES TAX: 0.00	120.21	
04-10	04-09	24692165099102047130141	SQ *AS BURGERS MISSION VIEJO CA P.O.S.: 00011529215153007 SALES TAX: 10.82	140.62	
04-11	04-10	24692165100102972899410	SQ *WENDI'S DONUTS SAN JUAN CAPI CA P.O.S.: 00011529215153041 SALES TAX: 4.46	50.60	
Total Travel Activity				\$496.37	

ACCT. NUMBER: 4485 9279 0004 8836 CALOPS

INDIVIDUAL CARDHOLDER ACTIVITY					
LACHELLE CARTER 4485-9280-5491-3049		CREDITS \$0.00	PURCHASES \$971.76	CASH ADV \$0.00	TOTAL ACTIVITY \$971.76
ACCOUNTING CODE:					
Purchasing Activity					
Post Date	Tran Date	Reference Number	Transaction Description	Amount	
04-08	04-07	24943005098183073493823	COSTCO WHSE #0424 SIGNAL HILL CA P.O.S.: 00009353 SALES TAX: 21.00	221.00	
Total Purchasing Activity				\$221.00	
Travel Activity					
Post Date	Tran Date	Reference Number	Transaction Description	Amount	
04-14	04-10	24055235101302683611507	HABIT TUSTIN 337 TUSTIN CA P.O.S.: 1659498518881 SALES TAX: 0.00	17.86	
04-14	04-10	24692165101103900107966	MARRIOTT LAGUNA CLIFFS DANA POINT CA ARRIVAL: 04-08-25 248690	732.90	
Total Travel Activity				\$750.76	
FINANCE DEPARTMENT 4485-9280-8687-8368		CREDITS \$0.00	PURCHASES \$84,690.83	CASH ADV \$0.00	TOTAL ACTIVITY \$84,690.83
ACCOUNTING CODE:					
Purchasing Activity					
Post Date	Tran Date	Reference Number	Transaction Description	Amount	
04-02	04-01	24036295091744464379756	FACEBK *85B6HLL462 650-543-4800 CA P.O.S.: 93245405909902265 SALES TAX: 0.00	900.00	
04-02	04-01	24793385091001432664088	TIKTOK ADS 010-8342084 CA P.O.S.: TIKTok Ads SALES TAX: 0.00	305.77	
04-03	04-02	24445005092200196829862	4TE*SONITROL OF ORANGE CO 949-297-4350 CA P.O.S.: D89AB02B805 SALES TAX: 0.00	245.49	
04-04	04-03	24493985094091912329291	PRESIDENTS VOL SRV AWARD 404-979-2900 GA P.O.S.: 80780009 SALES TAX: 0.00	32.05	
04-04	04-03	24493985094091912329655	PRESIDENTS VOL SRV AWARD 404-979-2900 GA P.O.S.: 80780045 SALES TAX: 0.00	32.05	
04-08	04-07	24692165097100618395103	GOOGLE *ADS9121351564 CC@GOOGLE.COM CA P.O.S.: P1aiJgev SALES TAX: 0.00	12,000.00	
04-10	04-09	24036295099716818537661	FACEBK *463TSMY462 650-543-4800 CA P.O.S.: 94701125097663665 SALES TAX: 0.00	540.79	
04-10	04-09	24493985100093869308882	PRESIDENTS VOL SRV AWARD 404-979-2900 GA P.O.S.: 80720139 SALES TAX: 0.00	32.05	
04-10	04-09	24493985100093869308916	PRESIDENTS VOL SRV AWARD 404-979-2900 GA P.O.S.: 80720142 SALES TAX: 0.00	32.05	
04-11	04-10	24036295100718024065872	FACEBK *QXWUSLC562 650-543-4800 CA P.O.S.: 93584685342641065 SALES TAX: 0.00	900.00	
04-14	04-12	24036295102714282122347	FACEBK *PM8SFLQ462 650-543-4800 CA P.O.S.: 93197261348050065 SALES TAX: 0.00	900.00	
04-14	04-13	24036295103712510694326	FACEBK *5U5RGLC462 650-543-4800 CA P.O.S.: 93231026078006865 SALES TAX: 0.00	900.00	

ACCT. NUMBER: 4485 9279 0004 8836

CALOPS

INDIVIDUAL CARDHOLDER ACTIVITY

Purchasing Activity

Post Date	Tran Date	Reference Number	Transaction Description	Amount
04-14	04-14	24204295104000151369050	SPOTIFY AD STUDIO 877-7781161 NY P.O.S.: P35D6CF768 SALES TAX: 0.00	502.42
04-14	04-11	24497785101900011185464	INDEPENDENT LIVING AIDS 800-5372118 NY P.O.S.: 8672130 SALES TAX: 0.00	13.40
04-14	04-11	24497785101900018680657	LS&S LLC. 716-3483500 NY P.O.S.: 3137176 SALES TAX: 0.00	35.21
04-14	04-12	24793385102000024703020	TIKTOK ADS 010-8342084 CA P.O.S.: 479338000667103 SALES TAX: 0.00	711.00
04-15	04-15	24036295105716723190285	FACEBK *BLE7QM8562 650-543-4800 CA P.O.S.: 94609765340133065 SALES TAX: 0.00	900.00
04-15	04-14	24692165104106679753453	GOOGLE *ADS9121351564 CC@GOOGLE.COM CA P.O.S.: P1asWta8 SALES TAX: 0.00	12,000.00
04-16	04-16	24036295106742930617083	FACEBK *4STTBMG462 650-543-4800 CA P.O.S.: 94177677683341765 SALES TAX: 0.00	900.00
04-18	04-17	24036295107744155801276	FACEBK *BKR4ML4562 650-543-4800 CA P.O.S.: 93383524396090465 SALES TAX: 0.00	900.00
04-21	04-19	24036295109742389455776	FACEBK *8PSBHM462 650-543-4800 CA P.O.S.: 94369879397454865 SALES TAX: 0.00	900.00
04-21	04-20	24036295110714631332936	FACEBK *3J636MU462 650-543-4800 CA P.O.S.: 93975975270178665 SALES TAX: 0.00	900.00
04-22	04-21	24036295111712794358994	FACEBK *WBTVZLQ462 650-543-4800 CA P.O.S.: 93830321764744065 SALES TAX: 0.00	900.00
04-22	04-21	24204295111001599647090	SPOTIFY AD STUDIO 877-7781161 NY P.O.S.: P360EB9F39 SALES TAX: 0.00	501.50
04-22	04-21	24692165111102781975671	GOOGLE *ADS9121351564 CC@GOOGLE.COM CA P.O.S.: P1aDo5fo SALES TAX: 0.00	12,000.00
04-23	04-23	24036295113742009046512	FACEBK *CWDVQMG462 650-543-4800 CA P.O.S.: 94633771771065665 SALES TAX: 0.00	900.00
04-24	04-23	24692165113104711398261	HP *INSTANT INK 855-785-2777 CA P.O.S.: 3779944737487402 SALES TAX: 0.47	4.96
04-25	04-24	24036295114714261107695	FACEBK *D6WV7MQ462 650-543-4800 CA P.O.S.: 94040133463762865 SALES TAX: 0.00	900.00
04-25	04-24	24692165114105631508706	GOOGLE *ADS9121351564 CC@GOOGLE.COM CA P.O.S.: P1aluyjr SALES TAX: 0.00	12,000.00
04-28	04-25	24036295115712491179046	FACEBK *82K65M4562 650-543-4800 CA P.O.S.: 93944726373303565 SALES TAX: 0.00	900.00
04-28	04-27	24036295117712714242322	FACEBK *KWHP3NL462 650-543-4800 CA P.O.S.: 95011832766592865 SALES TAX: 0.00	900.00
04-29	04-28	24036295118714910457794	FACEBK *B72VEMC462 650-543-4800 CA P.O.S.: 94283846439391565 SALES TAX: 0.00	900.00
04-30	04-29	24036295119716104323111	FACEBK *J9S28NG462 650-543-4800 CA P.O.S.: 95163942584715265 SALES TAX: 0.00	900.00
04-30	04-29	24755425119271196836036	PARADISE DRINKING WATERS 999-9999999 CA P.O.S.: 456810 SALES TAX: 0.00	57.75
Total Purchasing Activity				\$65,446.49

ACCT. NUMBER: 4485 9279 0004 8836

CALOPS

INDIVIDUAL CARDHOLDER ACTIVITY

Travel Activity

Post Date	Tran Date	Reference Number	Transaction Description	Amount
04-02	04-01	24692165091105010021088	HOTELCOM73070090699680 HOTELS.COM WA P.O.S.: 0 SALES TAX: 0.00	184.98
04-08	04-07	24692165097100608045999	UPS*BILLING CENTER 800-811-1648 GA P.O.S.: 0000000000000000 SALES TAX: 3.30	45.95
04-14	04-12	24692165103105133159126	UPS*BILLING CENTER 800-811-1648 GA P.O.S.: 0000000000000000 SALES TAX: 4.81	66.98
04-16	04-15	24692165105107673338217	HOTELCOM73081424806033 HOTELS.COM WA P.O.S.: 0 SALES TAX: 0.00	1,549.36
04-16	04-15	24692165106107800075186	HOTELCOM73081544512636 HOTELS.COM WA P.O.S.: 0 SALES TAX: 0.00	627.00
04-21	04-19	24692165110101430972064	UPS*BILLING CENTER 800-811-1648 GA P.O.S.: 0000000000000000 SALES TAX: 2.59	36.04
04-23	04-22	24692165112103716470605	HOTELCOM73087348936098 HOTELS.COM WA P.O.S.: 0 SALES TAX: 0.00	383.95
04-24	04-23	24692165113104654306990	HOTELCOM73088355180496 HOTELS.COM WA P.O.S.: 0 SALES TAX: 0.00	1,179.10
04-24	04-23	24692165113104654336732	HOTELCOM73088371622242 HOTELS.COM WA P.O.S.: 0 SALES TAX: 0.00	1,565.70
04-25	04-24	24692165114105517540161	HOTELCOM73089232157884 HOTELS.COM WA P.O.S.: 0 SALES TAX: 0.00	175.06
04-25	04-24	24692165114105541156422	HOTELCOM73089263907075 HOTELS.COM WA P.O.S.: 0 SALES TAX: 0.00	3,537.30
04-25	04-24	24692165114105581306903	HOTELCOM73089278738434 HOTELS.COM WA P.O.S.: 0 SALES TAX: 0.00	196.91
04-25	04-25	24692165115105717362985	HOTELCOM73089404450291 HOTELS.COM WA P.O.S.: 0 SALES TAX: 0.00	196.90
04-28	04-24	24692165115106367932259	SOUTHWES 5262337661243 800-435-9792 TX VIZZINI/HEATHER DEPART: 05-27-25 P.O.S.: SALES TAX: \$0.00 SNA WN J OAK WN A SNA	184.96
04-28	04-26	24692165117107534937351	UPS*BILLING CENTER 800-811-1648 GA P.O.S.: 0000000000000000 SALES TAX: 1.25	17.44
04-28	04-26	24692165117107535409848	UPS*BILLING CENTER 800-811-1648 GA P.O.S.: 0000000000000000 SALES TAX: 2.88	40.05
04-30	04-29	24692165119100055982995	HOTELCOM73093592906249 HOTELS.COM WA P.O.S.: 0 SALES TAX: 0.00	266.42
Total Travel Activity				\$10,254.10

Miscellaneous Activity

Post Date	Tran Date	Reference Number	Transaction Description	Amount
04-02	04-01	24204295091001339265090	GOOGLE ADS9121351564 650-2530000 CA P.O.S.: A22513268959321547 SALES TAX: 0.00	8,990.24
Total Miscellaneous Activity				\$8,990.24



Finance CalOPS <finance@californiaops.org>

Fwd: HSA Funding Activity Initiated

1 message

Tracy Le <tle@californiaops.org>
To: Finance CalOPS <finance@californiaops.org>
Cc: CalOPS Human Resources - Payroll <payroll@californiaops.org>

Tue, May 27, 2025 at 8:04 AM

Please see the HSA contribution from the 5/23 payroll below.

Tracy Le
Assistant Director of Human Resources
949-529-1667
Pronouns: she/her



Our real legacy is not what we accomplish individually but what we do for others and how we motivate them to work together for a common goal.

Statement of Confidentiality: The contents of this e-mail message and any attachments are intended solely for the addressee. The information may also be confidential and/or legally privileged. This transmission is sent for the sole purpose of delivery to the intended recipient. If you have received this transmission in error, any use, reproduction, or dissemination of this transmission is strictly prohibited. If you are not the intended recipient, please immediately notify the sender by reply e-mail and delete this message and its attachments, if any. E-mail is covered by the Electronic Communications Privacy Act, 18 USC SS 2510-2521 and is legally privileged.

Begin forwarded message:

From: noreply@goigoe.com
Date: May 27, 2025 at 4:28:48 AM PDT
To: tle@californiaops.org
Subject: HSA Funding Activity Initiated



HSA Payroll Funding Details of California Online Public Schools

Account Name:	California Online Public Schools HSA Funding
Activity amount:	\$21,774.37
Activity date:	05/23/2025

Your funding account will be debited for the amount listed above. This amount is reflective of deposits to your employees' HSA. You are receiving this notice as one of the following activities has taken place:

- A payroll contribution file has been imported into our system on your behalf


- Deposits have been successfully recorded using the contribution manager
- An account pending CIP has been successfully opened

For details about the specific account level activity, you can reference the HSA Payroll Reconciliation Report in the employer portal or you can go to the Contribution Manager to view your pending and successful payroll deposits. Due to timing, transaction details may not be available until tomorrow morning. In a future enhancement, account level detail will be available in a new invoicing screen to further help with record keeping and reconciliation.

If you have any questions regarding this email or its contents, please reach out to your Client Relations Executive.

Thank you for your partnership,

Igoe Administrative Services

 **mime-attachment**
2K

California Online Public Schools 401(k) - 522213-01

Reference Number	Payroll Date	Expected Total ¹	Cash Effective Date ²
2490406649	05/23/2025	\$194,556.77	05/27/2025

¹ Expected Total is used for reconciliation purposes only. It may or may not equal the actual total for the contribution.

² If processed before market close 4 p.m. Eastern time except stock market holidays and early closes.

Money Source	Description	Verify Money Source	Total Amount
BTK 1	EMPLOYEE BEFORE TAX	✓	\$96,992.83
LON 1	LOAN REPAYMENT	✓	\$2,761.34
RTH 1	ROTH CONTRIBUTION	✓	\$26,235.96
SHM 1	SAFE HARBOR MATCH	✓	\$68,566.64

Expected Total: \$194,556.77


Actual Total: \$194,556.77

Total Amount to be Remitted by Employer: \$194,556.77

Account nickname	Bank	Bank account number	Amount
Payroll	JPMORGAN CHASE BANK, NA	XXXXX7900	\$194,556.77
Total:			\$194,556.77
Remaining Balance:			\$0.00

Confirmation Messages:

✓ I have read and accept all warnings and notices on this page.

 **Print** Employee Contributions have been processed and submitted.
 You may print this page as confirmation for your records.

Verification Code:

-128,-44,-6,87,-80,93,-121,-11,-109,-83,115,-12,84,42,-43,-116,70,-36,-18,-26,105,71,18,-52,-90,126,-85,-19,-29,38,37,-122,113,57,-77,111,23,84,-76,104,62,123,-125,20,-109,103,-93,-110,-28,75,-117,-1,20,-17,32,-87,72,-13,-42,40,-83,69,-3,45



Customer Number	213951
AI Code	054092
Invoice #	A262139511
Date	05/27/2025
Terms	Upon Receipt
PO Number	
Admin Year	AP2025

Bill To
CalOPS Southern California 33272 Valle Rd San Juan Capistrano, CA 92675 United States of America
ATTN: Carmen Kwan Email: ckwan@californiaops.org

DESCRIPTION	QUANTITY	UNIT PRICE	AMOUNT
Used AP Examinations	190	\$90.00	\$17,100.00
AP Late Order Fee Surcharge	6	\$40.00	\$240.00
AP Unused Examination or Cancellation Fee	107	\$40.00	\$4,280.00
AP College Board Fee Reduction - Non-Capstone	18	-\$37.00	-\$666.00
AP25 Psychology Unused Exam Adjustment	15	-\$40.00	-\$600.00
SUB-TOTAL			\$20,354.00
SHIPPING & HANDLING			\$0.00
TAX			\$0.00
NET TOTAL			\$20,354.00
CREDITS			\$0.00
PAYMENTS			\$0.00
CURRENT NET BALANCE			\$20,354.00

Customer Number: 213951 Invoice # A262139511 Invoice Total: \$20,354.00

You must reference your invoice number when submitting the payment.
Checks should be payable to "College Board" and made payable in US dollars drawn on a US Bank.

College Board
P.O. Box 30171
New York, NY 10087-0171
Federal Tax ID: 13-1623965

Balance Due:	\$20,354.00
---------------------	--------------------

Please make checks payable to "College Board"
For questions, contact Customer Service at:
Phone: 877-274-6474 Email: apexams@info.collegeboard.org



California Online Public Schools

PURCHASE REQUISITION FORM

(THIS IS NOT A PURCHASE ORDER)

Intent / Usage/ Notes of Purchase:

College Board student AP exam payment.

Name of Requestor: Carmen Kwan	Today's Date: 3/18/2025	Date Needed By: Approx 5/31/2025
Department/ Grade Level: Ed Services	School Region: Social	
Vendor Name: College Board	Vendor Contact Name: Advanced Placement Program	Vendor Email: apexams@info.collegeboard.org
Vendor Address: College Board P.O. Box 30171 New York, NY 10087-0171		

Item of Purchase: (add item link, if necessary)	Quantity:	Price:	Notes/ Description:
2025 AP Exams	271	\$40 - \$130	\$40 Unused or Canceled \$90 Used Exam \$130 Exam with Late Fee Fee Reduction for FARM students on students tested and will not
Total:		\$25,590	

Requestor Name: Carmen Kwan	Requestor Signature: 	Date: 3/18/2025
SPuDs Name: Leslie Dombek	SPuDs Signature: 	Date: 3/18/25

FOR FINANCE DEPARTMENT USE ONLY

Finance Designee Name (for budget review): Lachelle Carter	Finance Designee Approval Signature: 52EF3CDEE6DA47E	Date: 03/19/2025
Method of Payment:	<input type="checkbox"/> Credit Card <input type="checkbox"/> Check <input type="checkbox"/> ACH <input type="checkbox"/> Purchase Order	Other:
Purchase Order #:	Requisition #:	PO# Date Issued:



California Online Public Schools

Purchase Requisition and Approval Process

1. A purchase requisition must be submitted for all required products or services before any purchase can be made.
2. The requestor completes the purchase requisition and submits it for approval.
3. The requisition goes through an escalating approval flow, starting with the requestor's grade-level principal, director, or superintendent (SPuDs). They have the option to approve, deny, or request additional verification.
4. If one of the SPuDs approves the requisition, it must be emailed to finance@californiaops.org for further budget approval.
5. The purchase request undergoes budget review and policy checks to ensure compliance.
6. Once the requisition is approved by finance, either:
 - a. The request is processed for payment, and a finance representative will place the order, or
 - b. A purchase order is initiated and sent to the vendor for acceptance and fulfillment.



CALIFORNIA ONLINE PUBLIC SCHOOLS
 Consolidated Billing ID: 2510099819
 Statement ID: 251009934402
 June 2025

P.O. Box 629028
 EL Dorado Hills, CA 95762-9028

RETURN SERVICE ONLY - DO NOT MAIL PAYMENTS TO THE ABOVE ADDRESS

CALIFORNIA ONLINE PUBLIC SCHOOLS
 LaChelle Carter
 33272 VALLE RD
 SAN JUAN CAPISTRANO, CA 92675-4842

Any activity processed after 05/15/2025 will appear on your next bill.

Summary of Amount Due

Previous Balance	\$92,918.67
Payments	\$-92,918.67
Balance	\$0.00
Current Activity	\$91,661.41
Retro Activity	\$0.00
Total Current Charges	\$91,661.41

Total Amount Due	\$91,661.41
(Includes past due and current charges)	
Due Before	06/01/2025

You're signed up for autopay. Your account ending in 7900 will be charged \$91,661.41, on 05/28/2025.

We've made a few account detail naming changes on the PDF and Excel versions of your monthly premium bill. Visit kp.org/employer-readyyourbill/ca to view our updated How to Read Your Bill Guide for more information.

Accounts included in this bill					
Group ID	Region	Bill Group ID	Bill Group Name	Total Active Member Count	Total Charges
236567	SCR	0000	CALIFORNIA ONLINE/HCHMO ACTIVE	103	\$59,988.49
236567	SCR	0001	CALIFORNIA ONLINE/HSA ACTIVES	74	\$31,672.92



CALIFORNIA ONLINE PUBLIC SCHOOLS
 Consolidated Billing ID: 2510099819
 Statement ID: 251009934402
 June 2025

Any activity processed after 05/15/2025 will appear on your next bill.

Payment Summary for Consolidated Billing ID 2510099819

Group ID	Date posted	Payment type	Reference number	Payment amount	Bill Group ID applied	Amount applied
236567	04/27/2025	ACH	4959034	\$92,918.67	0000	\$-61,245.75
236567	04/27/2025	ACH	4959034	\$92,918.67	0001	\$-31,672.92
Total amount paid						\$-92,918.67

It can take up to 10 days to process your payments. If you don't see a payment you've already made, you'll see it on a future bill.



CALIFORNIA ONLINE PUBLIC SCHOOLS
 Consolidated Billing ID: 7928198292
 Statement ID: 792819829631
 June 2025

P.O. Box 629028
 EL Dorado Hills, CA 95762-9028

RETURN SERVICE ONLY - DO NOT MAIL PAYMENTS TO THE ABOVE ADDRESS

CALIFORNIA ONLINE PUBLIC SCHOOLS
 LaChelle Carter
 33272 VALLE RD
 SAN JUAN CAPISTRANO, CA 92675-4842

Any activity processed after 05/15/2025 will appear on your next bill.

Summary of Amount Due

Previous Balance	\$27,957.35
Payments	\$-27,957.35
Balance	\$0.00
Current Activity	\$27,957.35
Retro Activity	\$0.00
Total Current Charges	\$27,957.35

Total Amount Due **\$27,957.35**

(Includes past due and current charges)

Due Before **06/01/2025**

You're signed up for autopay. Your account ending in 7900 will be charged \$27,957.35, on 05/28/2025.

We've made a few account detail naming changes on the PDF and Excel versions of your monthly premium bill. Visit kp.org/employer-readyyourbill/ca to view our updated How to Read Your Bill Guide for more information.

Accounts included in this bill					
Group ID	Region	Bill Group ID	Bill Group Name	Total Active Member Count	Total Charges
608019	NCR	0000	CALIFORNIA ONLINE/HCHMO ACTIVE	34	\$17,670.51
608019	NCR	0001	CALIFORNIA ONLINE/HSA ACTIVES	23	\$10,286.84



CALIFORNIA ONLINE PUBLIC SCHOOLS
 Consolidated Billing ID: 7928198292
 Statement ID: 792819829631
 June 2025

Any activity processed after 05/15/2025 will appear on your next bill.

Payment Summary for Consolidated Billing ID 7928198292

Group ID	Date posted	Payment type	Reference number	Payment amount	Bill Group ID applied	Amount applied
608019	04/27/2025	ACH	4955268	\$27,957.35	0000	\$-17,670.51
608019	04/27/2025	ACH	4955268	\$27,957.35	0001	\$-10,286.84
Total amount paid						\$-27,957.35

It can take up to 10 days to process your payments. If you don't see a payment you've already made, you'll see it on a future bill.



PO Box 511842
 Los Angeles, CA 90051-1827
 USA
 +18184740322
 ap@charterimpact.com
 www.charterimpact.com

INVOICE

BILL TO

California Online Public
 Schools
 33272 Valle Road
 San Juan Capistrano, CA
 92675
 United States

INVOICE # 17398

DATE 06/01/2025

DUE DATE 07/01/2025

TERMS Net 30

ACTIVITY	QTY	RATE	AMOUNT
Business Mgmt. Business Management Services - Central Coast	1	1,934.00	1,934.00
Business Mgmt. Business Management Services - Central Valley	1	14,170.00	14,170.00
Business Mgmt. Business Management Services - Monterey	1	7,583.00	7,583.00
Business Mgmt. Business Management Services - North Bay	1	2,571.00	2,571.00
Business Mgmt. Business Management Services - NorCal	1	26,132.00	26,132.00
Business Mgmt. Business Management Services - SoCal	1	70,105.00	70,105.00

BALANCE DUE

\$122,495.00

INVOICE

SoftMSP, LLC
27051 Towne Centre Dr
Ste 120
Lake Forest, CA 92610-2819

ssafi@softmsp.com
+1 (303) 775-1884



Bill to
California Online Public Schools

Invoice details

P.O. No.: YR 1 - IT Support Services

Invoice no.: 1033
Terms: Net 30
Invoice date: 06/01/2025
Due date: 07/01/2025

#	Product or service	Description	Qty	Rate	Amount
1.	Software	Cybersecurity solutions	1	\$10,827.00	\$10,827.00
2.	Services	Inventory Management Services	1	\$22,859.00	\$22,859.00
3.	Services	Tier 1 Support Services - Students	1	\$156,000.00	\$156,000.00
4.	Services	IT Support Services - Staff	1	\$40,000.00	\$40,000.00

Total **\$229,686.00**

Ways to pay

BANK

[View and pay](#)

INVOICE

SoftMSP, LLC
27051 Towne Centre Dr
Ste 120
Lake Forest, CA 92610-2819

ssafi@softmsp.com
+1 (303) 775-1884



Bill to
California Online Public Schools

Invoice details

Invoice no.: 1034
Terms: Net 30
Invoice date: 06/01/2025
Due date: 07/01/2025

P.O. No.: SW Development & Licensing

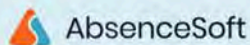
#	Product or service	Description	Qty	Rate	Amount
1.	2400 Customer Prepayment	SW Development & Licensing Agreement Contract Period 5/1/2025 - 4/30/2027 Payment 1 of 12 (first 6/1/2025 - last 5/1/2026)	1	\$86,666.67	\$86,666.67

Total **\$86,666.67**

Ways to pay

BANK

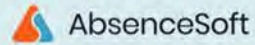
[View and pay](#)



Introduction to AbsenceSoft

Modernizing Leave and Accommodations Management





Why it's Critical to Stay Up-to-Date and Compliant

\$78,000

average cost to defend an FMLA-related lawsuit, whether you win or lose

Society for Human Resource Management (SHRM)

\$87,000 - \$450,000

typical range of awards to employees who successfully sue employer

Society for Human Resource Management (SHRM)

\$500,000

average cost of a single mismanaged case involving ADA noncompliance

Figure based on a range of settlements from EEOC and DOL

Comparing Solutions: Not All Options Have Been Created Equally

	Manual	HCM/HRIS Add-On	Outsourcing	AbsenceSoft
Centrally manage company policies	✓	✗	✗	✓
Built-in intermittent leave tracking	✗	✗	✓	✓
AbsenceSoft Compliance Engine™	✗	✗	✗	✓
Full control of employee experience	✓	✓	✗	✓
Prebuilt, templated communications	✗	✓	✓	✓
On-demand data, analytics, and reporting	✗	✗	✗	✓
Automated state eligibility calculations	✗	✗	✗	✓
Instant, comprehensive audit trail	✗	✗	✗	✓

Our platform complements HCM and HRIS platforms, filling critical gaps they can't address

	HCM/HRIS	AbsenceSoft
Leave Intake	<ul style="list-style-type: none"> • Employees must call or email HR • HR guides employees through making a request • Employees must inquire directly about case status 	<ul style="list-style-type: none"> • Guides employees through leave request • Leave request includes all information needed to determine eligibility in compliance with FMLA, state, and company policies • Employee Self-Service portal for employees to make requests, see eligibility determination in real time, and check case status
Evaluation	<ul style="list-style-type: none"> • Simple FMLA eligibility calculation 	<ul style="list-style-type: none"> • Automates applicability, eligibility, and entitlement calculations for FMLA, state, and company policies • Automatic generation letters, forms, and tasks • Guides review of medical certifications • Creates compliant audit trail of entire case
Monitoring	<ul style="list-style-type: none"> • Code FMLA absences 	<ul style="list-style-type: none"> • Track entitlement usage across the FMLA, state, and company policies • Predictive alerts for issues like entitlement exhaustion • Case review reminders and monitoring for abuse of intermittent leave
Return to Work	<ul style="list-style-type: none"> • None 	<ul style="list-style-type: none"> • Automatically triggers Return to Work (RTW) protocol • Automatic reminders as RTW approaches • Generates RTW notices, outlining requirements like medical releases • Prompts review of all requirements to confirm RTW
Accommodations	<ul style="list-style-type: none"> • None 	<ul style="list-style-type: none"> • Tracks leave as an accommodation under the ADA • Accommodations cases with best-practice and EEOC-compliant guidance on the interactive process • ADA and PWFA support

Save Time and Drive Efficiency

“AbsenceSoft saved us hours upon hours of time.”

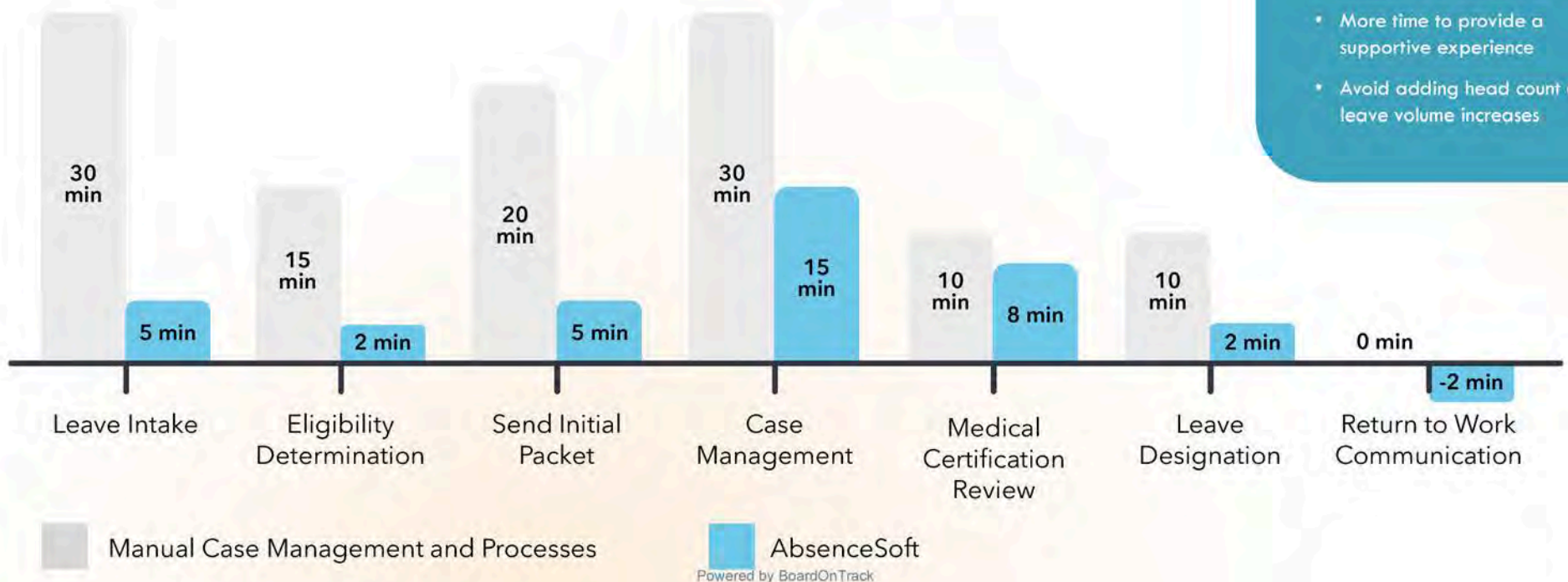


“AbsenceSoft has been a huge time saver.”



66%
time savings

- Manage more cases per manager
- More time to provide a supportive experience
- Avoid adding head count as leave volume increases



The Market Leader with Over a Decade of Experience



**Our Platform Covers
6.5 Million+ Lives from
300+ Customers**



**99% of Our Customers Stay
with Us and Keep Improving
Their Programs**



**Everyone You'll Work With
is CLMS Certified, with
Unmatched Expertise**

AbsenceSoft Integrated Suite

SOLUTIONS	<p>Leave of Absence</p> <p>Supports compliant management of 200+ federal and state leave laws with prebuilt policies and accurate eligibility and entitlement calculations + company policies.</p>	✓
	<p>Accommodations</p> <p>Supports compliant management of ADA & PWFA with prebuilt policies and an EEOC-compliant interactive process.</p>	✓
PRODUCT MODULES	<p>Case Management</p> <p>Prebuilt automated workflows, paperwork packets, and communication templates. Store and access detailed employee case data and provider faxes.</p>	✓
	<p>Employee Experience</p> <p>A self-service portal lets employees request leave anytime, on any device. Communicate via SMS with messages saved to the case. Integrate with your preferred SSO provider.</p>	✓
	<p>Workforce Experience</p> <p>Self-service portals for people managers and HRBPs to view employee leave and return-to-work info.</p>	✓
	<p>Insights Advanced</p> <p>View, filter, and sort program data. Leverage pre-built dashboards. Download detailed reports and dashboards. Access additional pre-built dashboards, create custom reports, and easily share or schedule them to be sent to your team.</p>	✓

Our Integrated Suite Package includes software functionality (as noted), plus pairing with a Customer Success Manager and unlimited access to AbsenceSoft University + the AbsenceSoft Community for the contract duration.

Powered by BoardOnTrack

Package List Cost:
\$69,000

AbsenceSoft Leave Suite

SOLUTION	Supports compliant management of 200+ federal and state leave laws with prebuilt policies and accurate eligibility and entitlement calculations + company policies.	✓
PRODUCT MODULES	<p>Case Management Prebuilt automated workflows, paperwork packets, and communication templates. Store and access detailed employee case data and provider faxes.</p> <p>Employee Experience A self-service portal lets employees request leave anytime, on any device. Communicate via SMS with messages saved to the case. Integrate with your preferred SSO provider.</p> <p>Workforce Experience Self-service portals for people managers and HRBPs to view employee leave and return-to-work info.</p> <p>Insights Advanced View, filter, and sort program data. Leverage pre-built dashboards. Download detailed reports and dashboards. Access additional pre-built dashboards, create custom reports, and easily share or schedule them to be sent to your team.</p>	✓
		✓
		✓
		✓

Our Leave Package includes software functionality (as noted), plus pairing with a Customer Success Manager and unlimited access to AbsenceSoft University + the AbsenceSoft Community for the contract duration.

Powered by BoardOnTrack

Package List Cost:
\$57,000



Basic

Deep Dive



ONE TIME FEE

Basic Implementation Package

Perfect for organizations looking to implement quickly with minimal outside assistance.

\$8,000 USD

Estimated Timeline: 4-6 Weeks

Implementation Team

Implementation Consultant

We handle the initial setup and installation of all modules purchased while you complete a handful of configuration steps independently by following our best practice, industry-tested guides and checklists.

A great, budget-friendly option for teams comfortable taking ownership who just need occasional guidance to get started quickly.

Setup & Configuration

- ✓ Standard Communications
 - 20+ Letters & Emails
 - 60+ Paperwork Attachments
 - 5+ Text Messages
- ✓ Best Practice Workflows
 - 20 Pre-Built Workflows
- ✓ AbsenceSoft Compliance Engine™ Policy Library
- ✓ 1 Custom Company Policy
- ✓ SFTP File Transfer

Expert-Led Trainings

- ✓ Historical Data Loading Training
- ✓ Platform Admin Training

On Demand Resources

- ✓ User Validation Guide
- ✓ Go-Live Planning Checklist
- ✓ AbsenceSoft University: Self-Paced Training Videos
- ✓ Customer Community

Available Upgrades

▶ Integration Services



Basic: Upgrade Options

+ Integration Services

Essential data connections that eliminate tedious manual entry, giving you more time for what matters from day one.

- Single Sign-On (SSO) using SAML 2.0
 - Included for Leave Case Manager into AbsenceSoft Portal, for employees for ESS and if purchased, managers/supervisors for Workforce Management.

Price: **\$3,300**

Timeline: **+2-4 weeks**



Employee #

475

Platform Package

Leave Suite

Total Package Pricing

For California OPS

Implementation Scope & Investment

One-Time Implementation

\$8,000

Pricing is valid for 60 days from date sent & Pricing subject to change.

Annual Subscription Fee

Integrated Suite

List: ~~\$69,000~~

After Special EDU Discount

Total Subscription \$30,000

First year Total ARR + Implementation:

\$38,000

IMPLEMENTATION

Packages Overview

Pricing & timeline shown is for implementing AbsenceSoft's Integrated Suite.

Always Included

- Standard Communications & Paperwork
- Best Practice Workflows
- AbsenceSoft Compliance Engine™ Policy Library
- AbsenceSoft University: Self-Paced Training
- 1:1 Platform Administrator Training
- Customer Community

Package Differences

- AbsenceSoft Implementation Team
- Custom Workflows
Configured by AbsenceSoft
- Custom Company Policies
Configured by AbsenceSoft
- Integrations
- Historical Data
- User Acceptance Testing
- Post Go-Live Optimization Consultation

BASIC

Implement quickly with minimal assistance from us.

\$19,800 USD

Estimated Timeline: 4-6 Weeks

STANDARD

Guided implementation with dedicated expertise and support.

\$37,400 USD

Estimated Timeline: 8-12 Weeks

PREMIUM

Maximize configurability with minimal internal effort.

\$55,000 USD

Estimated Timeline: 20 Weeks

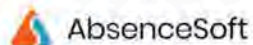
Standard Communications & Paperwork	60+	60+	60+
Best Practice Workflows	20	20	20
AbsenceSoft Compliance Engine™ Policy Library	✓	✓	✓
AbsenceSoft University: Self-Paced Training	✓	✓	✓
1:1 Platform Administrator Training	✓	✓	✓
Customer Community	✓	✓	✓
AbsenceSoft Implementation Team	Implementation Consultant	Project Manager, Business Analyst, & Integrations Specialist	Project Manager, Business Analyst, & Integrations Specialist
Custom Workflows <i>Configured by AbsenceSoft</i>	0	0	5
Custom Company Policies <i>Configured by AbsenceSoft</i>	1	2	10
Integrations	SFTP Employee File	SFTP Employee File + SSO	SFTP Employee File + SSO
Historical Data	Self-Guided	Self-Guided	Bulk Upload by AbsenceSoft
User Acceptance Testing	Self-Guided	Expert-Led by AbsenceSoft	Expert-Led by AbsenceSoft
Post Go-Live Optimization Consultation	No	Yes	Yes

Best Practice Workflows

Designed to create efficiencies while keeping you compliant.

Sample Workflows

- **Case Created Activities (Eligible and Not Eligible)** – Complex workflow that starts the change of notifications to the employee, HR and Managers about the new case; also creates important reminders To Dos that help the case managers complete activities on time.
- **Case Determinations** – When the case is adjudicated, the correct communications are created for the case manager to send to the Employee and HR/Managers.
- **Case Extensions and Relapse Situations** – When a case is extended or there is a relapse, this workflow the best practice communications and activities associated to these events.
- **Paperwork Sent** – When a paperwork is sent out, this complex workflow creates activities that help the case manager review and complete next steps when verifying the returned paperwork.
- **Paperwork Returned** – For customers that have ESS or Fax/Barcoding, this workflow creates To Dos for the case manager to know that paperwork has been received from the employee.
- **Additional Workflows** – For a full listing, please ask your AbsenceSoft Contact. We have 20 workflows with over 90 different To Dos to help you manager your Leave and Accommodations.



Note: If you want to automated sending communications or add customer To-dos for your business processes, we recommend upgrading to an Advanced Configuration Package.



What are you looking to improve?



Time Savings

Want more efficient processes and less administrative work



Cost Savings

Need to save money while driving efficiency.



Compliance + Litigation Avoidance

Staying up to date on the everchanging leave and accommodations legal landscape.



Employee Satisfaction & Retention

Want to improve employee experience and communication before, during, and after leave,



Insights, Data, and Analytics Capabilities

Increase your visibility into your program data. Need better reporting.



Employee Return to Work

Need smoother transitions and increased employee productivity upon return.



Supervisor Visibility

Need managers to know key leave dates and details for scheduling, coverage, and seamless returns.



Systems To Consider Integrating With

Understanding the Benefits



Single Sign-On

Provide a seamless employee experience by integrating AbsenceSoft with the SSO provider you use most. Employees get a streamlined way to request and track leave and workplace accommodations.



Payroll Systems

Integrate AbsenceSoft with your payroll system to easily know if a leave should be paid or unpaid. Have the option to import PTO balances to AbsenceSoft in order display all available time away options for employees. You can also export advice to pay to ensure paycheck accuracy.



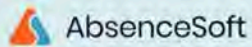
HRIS or HCM

Get the full pictures of where your employees are, all in one place. By integrating AbsenceSoft with your HRIS or HCM, you know who is on leave, who is returning to work, and date details for every leave of absence.



Time & Attendance Systems

By integrating AbsenceSoft with your time and attendance system, you can easily see which employees are on leave. You can also see important dates associated with leave, such as when an employee is expected back, to inform shift coverage if needed. Eligibility data can be automatically imported to ensure employee entitlements are up-to-date and accurate.



Our Commitment to Supporting You

Customer Success

A strategic guide dedicated to you, that assists and ensures you're maximizing our platform for your unique business needs.



Customer Support

Your first level of support, providing comprehensive expertise and assistance. Submit a ticket anytime via our Help Center.



Professional Services

Our team of experts is here to help facilitate seamless additions and provide enhanced services post-implementation.



Internal Compliance Team

Our dedicated legal team partners with Littler Mendelson to track legislation and manage 200+ U.S. leave laws.



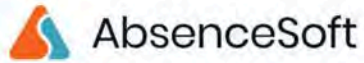
AbsenceSoft University

Offering self-paced trainings and video courses, for everything you and your team needs to know about our platform.



Customer Community

A dynamic space where AbsenceSoft customers collectively can navigate the ever-changing leave landscape.



Touchless Case Workflows Delivering Real Savings

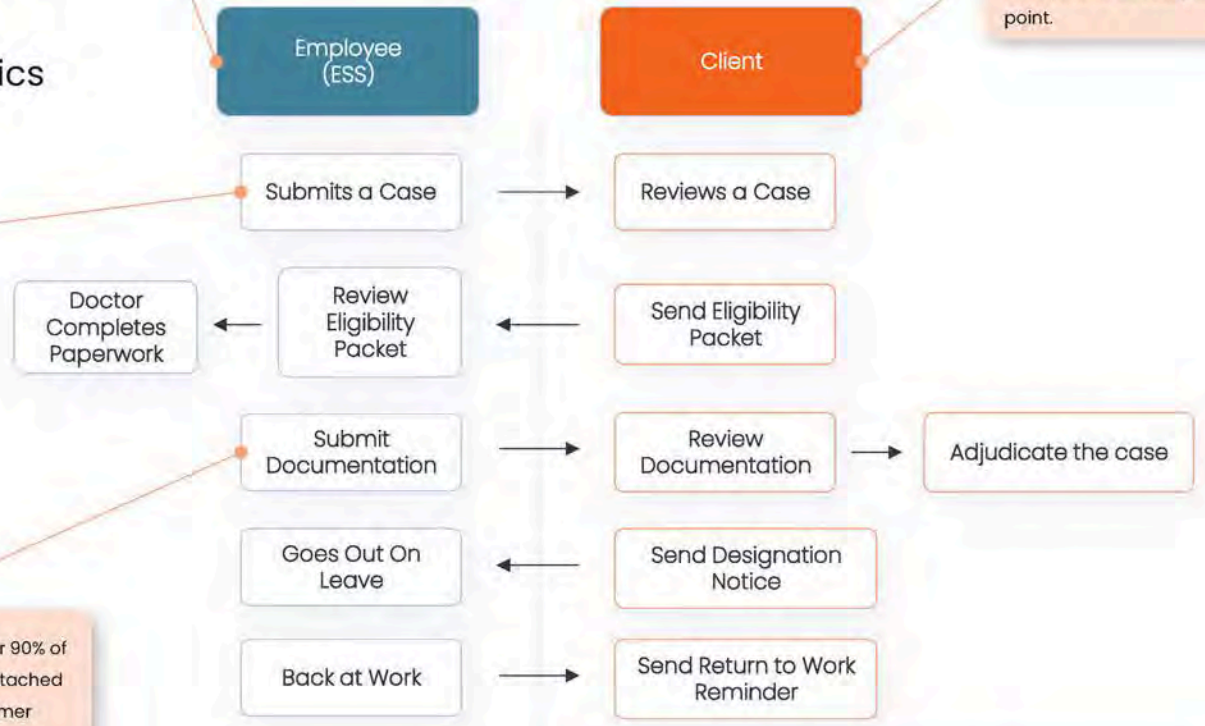
Including AbsenceSoft Customer Metrics

70% of customers have eliminated their IVR and replaced it with AbsenceSoft Employee Self-Service

Your team can leverage templated communications to save time at every touch point.

AbsenceSoft customers have experienced greater than 50% of their case volume originate from Employee Self-Service (ESS) instead of calls to their leave team.

AbsenceSoft customers have over 90% of their inbound communications attached directly to the case without customer intervention



Easily pull consolidated, customizable, up-to-date reports about any and all cases on-demand with Insights Advanced.



Leave Challenges Reported by HR Managers



What HR Managers Wish They Could Change About Leave Management



Data from our 2025 State of Leave and Accommodations Report



Streamlining Eligibility Calculations for Union Employees

Automatic Eligibility Calculations: Robust system to calculate complex schedules, shifts, multi-location employment and specific union leave policies for accurate leave eligibility.

Concurrently Tracked Leave: Union leaves can be tracked concurrently and include forms/documentation.

Applied Union Code: Through the union code, the corresponding union policy is reflected on the case, and all communications.

Robust Policy Configuration: Directly configure any policies through our Client facing UI. AbsenceSoft has hundreds of policy configuration rules available for configuration work.



AbsenceSoft Modules & Features

Leave of Absence & FMLA

- Tracking of all State, Federal & company specific policies
- Automatic updates on all federal & state law changes
- Automated email notifications & capabilities
- Ad-hoc & custom insights
- Unlimited email templates, Tracks work related absences
- Compliant audit trail

ADA & Accommodations

- Tracking of all company specific ADA policies
- EEOC compliant interactive process
- Ad-hoc & custom insights
- Automatic email notifications & capabilities
- Audit trail

Employee Self Service

- Employee portal that allows for:
- Employees able to enter their own leave requests & upload paperwork
 - Create notes in cases to communicate with leave team
 - Real-time access for employees into their cases
 - Audit trail

Batch Fulfillment

- Batch out communication packets
- Ability to send all communications to external or internal print fulfillment center or vendor

Text Messaging

- Send text messages to your employees through our system:
- Utilize a preferred method of communication
 - Easily send text reminders about needed documentation, return-to-work, etc.

Faxing & Barcoding

- Unique communication barcodes that:
- Automatically routes documents to the appropriate case
 - Provide the ability to upload multiple documents at once

Insights Advanced

- Real-time insights that enable you to:
- Customize core dashboards and reports
 - Create fully custom dashboards and reports
 - Share reports with team
 - Stay up to date with recurring report scheduling



AbsenceSoft Modules & Features

Within the Integrated Suite Includes:

Leave of Absence & FMLA	ADA & Accommodations	Short & Long-Term Disability	Employee Self Service	Batch Fulfillment	Text Messaging	Faxing & Barcoding	Insights Advanced
<ul style="list-style-type: none"> Tracking of all State, Federal & company specific policies Automatic updates on all federal & state law changes Automated email notifications & capabilities Ad-hoc & custom insights Unlimited email templates Tracks work related absences Compliant audit trail 	<ul style="list-style-type: none"> Tracking of all company specific ADA policies EEOC compliant interactive process Ad-hoc & custom insights Automatic email notifications & capabilities Audit trail 	<ul style="list-style-type: none"> Ability to calculate eligibility & track disability policies ODG Integration Audit trail 	<p>Employee portal that allows for:</p> <ul style="list-style-type: none"> Employees able to enter their own leave requests & upload paperwork Create notes in cases to communicate with leave team Real-time access for employees into their cases Audit trail 	<p>Batch out communication packets:</p> <ul style="list-style-type: none"> Ability to send all communications to external or internal print fulfillment center or vendor 	<p>Send text messages to your employees through our system:</p> <ul style="list-style-type: none"> Utilize a preferred method of communication Easily send text reminders about needed documentation, return-to-work, etc. 	<p>Unique communication barcodes that:</p> <ul style="list-style-type: none"> Automatically routes documents to the appropriate case Provide the ability to upload multiple documents at once 	<p>Real-time insights that enable you to:</p> <ul style="list-style-type: none"> Customize core dashboards and reports Create fully custom dashboards and reports Share reports with team Stay up to date with recurring report scheduling

Coversheet

Approval of 2025-26 Master Agreement (to follow)

Section: IV. Consent Items
Item: F. Approval of 2025-26 Master Agreement (to follow)
Purpose: Vote
Submitted by:
Related Material: Master_Agreement_2025-2026 DRAFT.pdf



California Online
Public Schools

lc_id

Master Agreement for Independent Study

Student: student_name
Student Number: st_number
Address: street1
Location: citystatezip
1st Phone Number: homephone
DOB: 06/05/2025
Program Placement: tr_gradtypes_id

Contract Term: contractterm
Beginning Date: 06/05/2025
End Date: 06/05/2025
Year: schoolyear
2nd Phone Number: cellphone
Grade Level:
School for Classroom Option: altschool

I. Educational Objectives:

The major educational objectives are to:

1. Enable the student to keep current with his/her/their grade-specific studies.
2. Enable the student to successfully complete his/her/their assignments and meet assignment-specific objectives outlined in the school's curriculum, Master Agreement, the Learning Management System (LMS), and through the school's personalized learning process.

The student's work will be evaluated regularly by his/her/their teacher using the methods specified in this Master Agreement, and in the LMS. All parties agree to report to the teacher regularly, in accordance with the manner, frequency, time, date, method, and place specified below. On reaching the objectives stated in this Master Agreement, the student in grades TK–8 will be credited with having completed his/her/their assigned grade level. For a high school student in grades 9–12 who obtains the objectives of the Master Agreement, course credits will be earned in accordance with the student's course of study, for each course which is successfully completed. If a student is not making adequate progress towards these objectives, it may be determined that the student is not making satisfactory educational progress and an evaluation may result as described below.

The pupil shall engage in content provided by the Charter School which is aligned to grade level standards that is substantially equivalent to in-person instruction. For high school students, this shall include access to all courses offered by the local educational agency for graduation and approved by the University of California or the California State University as creditable under the A–G admissions criteria.

II. Student and Teacher Communication:

1. Manner, Method, and Place of Communication: Student and Teacher communication will primarily happen telephonically via phone, text, email, LiveClass via ZOOM or other video communication technology. On occasion students and teachers may communicate in person at scheduled in person classes, socialization events or field trips.
2. Frequency: Students are required to meet with their teacher of record "synchronously" via group or one-on-one live two-way telephonic communication or in person instruction at least once every two weeks. This frequency may increase if the teacher of record deems it necessary in order for the student to meet required academic achievement goals as defined below.
3. Time & Date: Students are to meet with teachers during the normal schools hours of 7am – 4pm PST and on any school day as defined by the Board Approved Student Academic Calendar.

III. Regular Reports and Assignment Submissions:

Each student in every grade must communicate with a teacher at least once every two (2) weeks. In addition, parents/caregivers (or their qualified designee) must communicate with their student's teacher(s) on a regular basis, with the frequency to be determined by the teacher based on the student's grade level and progress in the program. These required reports (also known as contacts) will occur in person, by phone, or via LiveClass real-time instructional sessions, at a mutually agreed upon time and date. Meetings are documented in the Student Information System Log Entries. In addition, the school will report on and communicate at least quarterly with parents/caregivers regarding student academic progress through providing a progress report. Parents/caregivers have access to the student grade book in the Student Information System at all times while the student is enrolled. To communicate academic progress, teachers and other school staff members may refer to this information during the regular contacts. Student daily engagement, one component of attendance, is calculated by a number of metrics which includes but is not limited to: work completed in assigned curriculum, synchronous communication with CalOPS staff member(s), and/or offline work logged in the Student Information System by student and/or

Student: student_name

Parent/Caregiver. The student and Parent/caregiver agree to complete attendance generating tasks on all school days. The student and Parent/caregiver agree to submit student original work samples to the school by the stated school deadlines, typically once per month at a minimum. Work should be submitted through the Learning Management System, via an online "drop box" or via email submission. On occasion, and with approval of the course teacher, work may be submitted via U.S. Mail, in person or via fax. Parents/caregivers will ensure their student participates in all assessments as required by the school program. Each student is required to take at least one (1) in person proctored academic test each year. Fulfillment of this requirement will be determined by school Administration and is a condition of enrollment in the program. The grade levels that will be administered in-person proctored tests will be determined annually at the discretion of the Administration.

IV. Methods of Evaluation:

Student evaluation will incorporate a variety of methods that may include but are not limited to: review of assignments by teachers and the learning Coach, observation, teacher-made evaluations, online assessments, proctored exams, any other mailed or electronic work to be graded, and written and oral tests and quizzes.

Submission of original student work samples by the stated school deadlines is required to participate in the program.

V. Methods of Study:

Student evaluation will incorporate a variety of methods that may include, but are not limited to: assignments, discussions and/or quizzes within the learning management system, review of assignments by teachers and the Parent/caregiver, observation, teacher-made evaluations, online assessments, proctored exams, any other mailed or electronic work to be graded, and written and oral tests and quizzes. **Submission of original student work samples by the stated school deadlines is required to participate in the program.**

VI. Resources:

California Online Public Schools will provide appropriate services, supports, technology and resources to enable students to complete their independent study program successfully. These resources include but are not limited to a credentialed teacher support, Technical Support, Student Support Services, core curriculum, resources in the Learning Management System, lesson manuals, supplementary course material, and special education resources.

Resources must include those reasonably necessary to the achievement of the objectives and must include resources that are normally available to all students on the same terms as the terms on which they are available to all. Additionally, California Online Public Schools will ensure students have access to the connectivity and devices adequate to participate in independent study and complete assigned work (e.g., computer, internet access, etc.) By signing below, the student's parent/caregiver is confirming the student: (1) has access to devices and connectivity to allow students to adequately participate in independent study and complete assigned work; or (2) will contact the student's supervising teacher if student needs help accessing such connectivity and devices.

Additional Supports for Special Populations: California Online Public Schools will provide supports and academic services necessary to address the needs of students who are not performing at grade level, or need support in other areas, such as English learners, individuals with exceptional needs in order to be consistent with the student's IEP or plan pursuant to Section 504 of the federal Rehabilitation Act of 1973 (29 U.S.C. § 794), students in foster care or experiencing homelessness, and students requiring mental health supports. These supports include, but are not limited to, a customized learning plan and/or curriculum, access to assistive software/devices, counselors, specialized academic instruction, student support team and related services, and various online intervention supports or programs.

Statement of the Measures of Academic Achievement to be Earned by the Pupil Upon Completion

Students will meet California State Standards in all courses. All students, grades K-12, take internal benchmark assessments at three times throughout the school year, which measure both proficiency and individualized growth. Students, grades 9-12, shall obtain academic credits towards Charter School graduation requirements as follows:

Credits Needed by End of Year for Adequate Progress Toward Graduation by Grade Level

Grade Level 9 = 50 Credits
 Grade Level 10 = 100 Credits
 Grade Level 11 = 160 Credits
 Grade Level 12 = 220 Credits

VII. Conditions of Independent Study:

- Independent study is an optional educational alternative in which no student may be required to participate. In

the case of a student who is referred or assigned to any school, class, or program pursuant to Education Code §48915 or 48917, instruction may be provided to the student through independent study only if the student is offered the alternative of classroom instruction. Students who choose independent study have the alternative option of returning to a classroom-based instructional program in a school of their district of residence.

- For Grades TK-12, no more than four (4) school weeks may elapse between when a teacher makes an assignment and the date by which a student must complete the assigned work ("Assignment Time"). Where special or extenuating circumstances exist, and this set time limit cannot be met, the grade level Administrator or designee may approve a period not to exceed an additional four (4) weeks. (Education Code § 51747(a).)

Because the School is a virtual school using the independent study model, it is crucial that teachers know that a student is completing adequate work under their Master Agreement to make satisfactory educational progress. There are several methods by which teachers can evaluate if a student is benefitting from delivery of their education through the independent study model. In addition to completing assigned lessons and assessments, and submitting original student work to the teachers, direct contact between the teacher and the student, using the means set out in the Master Agreement, is essential in a virtual program.

Therefore, all of these criteria are considered to be the equivalent of "assignments" (as per Education Code § 51747(b)) for the School's program:

- Substantial and substantive direct contact between the student and teacher (as defined in the Master Agreement), OR:
- Active Participation in the program as evidenced by satisfactory completion of assigned lessons and assessments; OR
- Submission of the required original student work samples to the certificated employee(s) assigned to the student for evaluation.

The following constitutes the definition of a "missed assignment" (per Education Code § 51747(b)) for the Independent Study Program:

- Failure to conduct a direct contact (as defined in the Master Agreement) between the student and teacher (the supervisory teacher and/or other assigned teachers)
- Completion of less than 70% of the assigned work within a 4 week learning period
- Failure to submit required and assigned work samples, assessments and/or portfolio items to the school

Per Education Code § 51747(b), the Board has determined that the following number of missed assignments, as defined above, will trigger an evaluation of whether it is in the best interests of the student to remain in the Independent Study Program:

- Missing two (2) consecutive contact appointments between the student and teacher
- Completion of less than 70% of the assigned work within a 4 week learning period; or
- Failure to submit the required and assigned work samples, assessments for one (1) school month (learning period)

Satisfactory Educational Progress: In addition, a determination that a student has failed to make satisfactory progress will also trigger an evaluation of whether it is in the best interests of the student to remain in the Independent Study Program. A student is deemed to be making satisfactory educational progress if the student is on track to enter the next grade level (or, for high school students, to earn sufficient credits towards graduation) at the completion of the current school year and/or progressing toward their goals pursuant to their individualized education program ("IEP"). State law dictates what indicators are used to determine satisfactory educational progress. Therefore, satisfactory educational progress shall be based on all of the following indicators, as applicable:

- The student's achievement and engagement in the Independent Study Program, as indicated by the student's performance on student-level measures of student achievement and student engagement set forth in Education Code § 52060(d)(4)-(5).
- The completion of assignments, assessments, or other indicators that show the student is working on assignments.
- Learning required concepts, as determined by the supervising teacher.
- Progressing toward successful completion of the course of study or individual course, as determined by the supervising teacher. (Education Code § 51747(b)(2).)

Tiered Reengagement: For all pupils who (1) are in violation of their Master Agreement, or (2) do not

generate attendance for more than ten percent (10%) of the required school days in a given attendance month (as defined in the attendance calendar), or (3) do not participate in the school's offerings of synchronous instruction for more than fifty percent (50%) of the scheduled times in a school month, as applicable by grade span, the School shall have procedures, including the following reengagement strategies:

- Verifying pupil's current contact information.
 - Notifying parents or guardians of lack of participation within one school day of the documentation of a non attendance day or lack of participation.
 - A plan for outreach from the school to determine pupil needs, including a connection with health and social services, as necessary.
 - A clear standard requiring a pupil-parent-educator conference, as defined below, to review the pupil's Master Agreement, reconsider the Independent Study Program's impact on the pupil's achievement and well-being, consistent with the School's policies regarding the maximum amount of time allowed between the assignment and completion of pupil's assigned work (four (4) school weeks), satisfactory educational progress (see above), and the number of missed assignments (see above) allowed before an evaluation of whether the student should be allowed to continue in independent study.
 - Implement any programs of the School intended to address chronic absenteeism, as applicable. (Education Code § 51747(d).)
- Parents/caregiver of all high school students under the age of 18 and adult students have reviewed, understand, and agree to the course of study and possible course credits found in the Student & Family Policy Catalog and which is incorporated by reference in and considered part of this Master Agreement.
- Parents/caregivers will ensure that their student participates in any testing required by the school, as well as any state-mandated standardized testing, unless exempted by law. The California state tests include the annual administration of:
 - State standardized testing for all students in grades 3-8 and 10 or 11.
 - Physical Fitness testing for all students in grades 5, 7, and 9.
 - English language testing (the ELPAC) for students identified as English Learners in any grade, or initially for students whose primary language at home is not English.
 - Any other state testing as required by the State of California.
- Pupil-Parent-Educator Conference: Before signing this written agreement, the parent or guardian of a pupil may request that the Charter School conduct a telephone, videoconference, or in-person pupil-parent-educator conference or other school meeting during which the pupil, parent or guardian, and, if requested by the pupil or parent, an education advocate, may ask questions about the educational options, including which curriculum offerings and nonacademic supports will be available to the pupil in independent study, before making the decision about enrollment or disenrollment in the various options for learning.
- Parents/caregivers have read, understand, and agree to be bound by all the rules and other provisions set out in the Parent/Caregiver Acknowledgement and the Student & Family Policy Catalog in order to be enrolled in this independent study school. Any breach may result in a review of this Master Agreement and the student's placement in this independent study school. The signature, including a digital signature, of the parent/caregiver grants permission for the specified student to participate in independent study as outlined in this Master Agreement.

Schedule	Category	Course Value
Class Title	Category Title	Class Credits Credit Type
	Curriculum Title	Course Value Attributes

Master Agreement Addendums:

This Master Agreement may be updated by the issuance of a Master Agreement Addendum for the following reasons.

1) Teacher Change: The purpose of this addendum to the original master agreement is to reflect a change in the student's Supervising Teacher. Student, Parent/Guardian/Caregiver, Supervising Teacher, and Special Education Teacher must all sign this addendum.

2) Special Education Teacher Change: The purpose of this addendum to the original master agreement is to reflect a change in the certificated employee designated as having the responsibility of the special education programming of the pupil. Student, Parent/Guardian/Caregiver, Supervising Teacher, and Special Education Teacher must all sign this addendum.

3) Course Update: The following shows an update to the current courses this student is attempting as of the latest date signed below. The term "Course Value" (CV) refers to the number of credits (secondary education) or weeks of work (elementary education) the student will attempt. Supervising Teacher and Special Education Teacher must sign this addendum.

4) Grade Level change: The purpose of this addendum to the original master agreement is to reflect a change in the Student's Grade Level. Supervising Teacher and Special Education Teacher must sign this addendum.

Coversheet

Approval of Independent Study Policy (attached)

Section: IV. Consent Items
Item: G. Approval of Independent Study Policy (attached)
Purpose: Vote
Submitted by:
Related Material: 25-26 CalOPS Independent Study Policy - For Review.pdf



Independent Study Policy

California Online Public Schools

California Online Public Schools non-profit Board of Directors operates the following charter schools to which this policy applies:

California Online Public Schools Central Coast
California Online Public Schools Central Valley
California Online Public Schools Monterey Bay
California Online Public Schools North Bay
California Online Public Schools Northern California
California Online Public Schools Southern California

**Effective as of the start of the 2024-25 School Year
Approved by CalOPS Board of Directors June 04, 2024**

The Independent Study Program

The Board of Directors (“Board”) of California Online Public Schools has adopted this policy for the Independent Study Program for all charter schools it governs and operates. The Board oversees the educational program for California Online Public Schools, made up of multiple charter schools using a similar educational program (hereinafter, “School”). The School’s “Independent Study Program” is an optional alternative instructional strategy by which students in grades TK- 12 may reach curriculum objectives and fulfill promotion requirements.

Students who voluntarily choose the Independent Study Program have the alternative option of returning to a classroom-based instructional program in a school of their district of residence. For students who make a request to the School (including through a parent/guardian/caregiver request) to return to in-person instruction, the School will provide information which will assist the students to enroll in the in-person program offered by their district of residence and will allow the student to withdraw expeditiously within five (5) schooldays. (Education Code § 51747(f).)

Independent study shall offer a means of individualizing the educational plan for students whose needs may be met best through study outside of the regular classroom setting. Independent study is a continuously voluntary, educational alternative in which no student may be required to participate. (Education Code § 51747(g)(8).)

The School will provide appropriate services, supports, technology and resources to enable students to complete their independent study program successfully. This will enable students enrolled in independent study to complete their School’s adopted course of study within the customary time frame.

The School will provide content to students aligned to grade level standards that is substantially equivalent to in-person instruction. For high school students, this shall include access to all courses offered by the School for graduation and approved by the University of California or the California State University as creditable under the A-G admissions criteria. (Education Code § 51747(c).)



The School Administration shall ensure that a written Independent Study Master Agreement (“Master Agreement”), as prescribed by law, exists for each participating student. This agreement cannot be valid for longer than one (1) school year. (Education Code § 51747(g)(5).)

The Independent Study Program entails a commitment by the parent/guardian/caregiver, and the student. As the student gets older, he/she/they assumes a greater portion of the responsibility involved. The “Parent/Guardian/Caregiver Acknowledgement,” provided as part of the enrollment process, further lays out the School’s expectations for parents/guardians/caregivers and students.

Each student’s independent study shall be coordinated, evaluated and carried out under the general supervision of a certificated employee. (Education Code § 51747.5(a).)

The School shall not provide independent study students and parents/guardians/caregivers with funds or items of value that a school district could not legally provide to a similarly situated student of the district or to his/her/their parent/guardian/caregiver. (Education Code § 51747.3(a).)

The Superintendent or designee(s) shall ensure that the Independent Study Program is carried out in accordance with the law. (Education Code § 51744 et seq.; 5 C.C.R. § 11700 et seq.)

Opportunities for Live Interaction and Synchronous Instruction: The School shall plan to provide opportunities for live interaction and synchronous instruction as follows:

- For pupils in grades TK-3, the School shall plan to provide opportunities for daily synchronous instruction.
- For pupils in grades 4-8, the School shall plan to provide opportunities for both daily live interaction and at least weekly synchronous instruction.
- For pupils in grades 9-12, the School shall plan to provide opportunities for at least weekly synchronous instruction. (Education Code § 51747(e).)

For the purposes of this policy, “live interaction” means interaction between the pupil and certificated or non-certificated staff, and may include peers, provided for the purpose of maintaining school connectedness, including but not limited to wellness checks, progress monitoring, provision of services, and instruction. This live interaction may take place in-person, or in the form of internet or telephonic communication, such as a virtual meeting room or live group chat.

For the purposes of this policy, “synchronous instruction” means designated group or one-on-one instruction delivered in person, or in the form of internet or telephonic communications, and involving live two-way communication between a teacher or teachers of record pursuant to Education Code § 51747.5 and the pupil, such as a virtual meeting room or live chat.

The School will document each pupil’s participation in live interaction and synchronous instruction, pursuant to Section 51747 on each school day, as applicable, in whole or in part, for which live interaction or synchronous instruction is provided as part of the independent study program. A pupil who does not participate in scheduled live interaction or synchronous instruction on a school day shall be documented as non-participatory for that school day for purposes of pupil participation reporting and tiered re-engagement pursuant to EC § 51747. (Education Code § 51747.5(c).) For purposes of this policy, “non-participatory” solely refers to whether a student attended live interaction and synchronous instruction offerings. A student who is non-participatory on a school day can still generate attendance on that school day for purposes of apportionment.



Evaluation of Effectiveness of Independent Study for Students

The Board recognizes that independent study may be used as an option to encourage students to remain in school. Teachers should carefully set the duration of independent study assignments, within the limits specified by the Board in order to help identify students falling behind in their work or in danger of failing or dropping out of school.

To foster each student's success in independent study, the Board establishes the following parameters and the maximum lengths of time which may elapse between the time an assignment is made and date by which the student must complete the assigned work. These shall be as follows:

For Grades TK-12, no more than four (4) school weeks may elapse between when a teacher makes an assignment and the date by which a student must complete the assigned work ("Assignment Time"). Where special or extenuating circumstances exist, and this set time limit cannot be met, the grade level Administrator or designee may approve a period not to exceed an additional four (4) weeks. (Education Code § 51747(a).)

Because the School is a virtual school using the independent study model, it is crucial that teachers know that a student is completing adequate work under their Master Agreement to make satisfactory educational progress. There are several methods by which teachers can evaluate if a student is benefitting from delivery of their education through the independent study model. In addition to completing assigned lessons and assessments, and submitting original student work to the teachers, direct contact between the teacher and the student, using the means set out in the Master Agreement, is essential in a virtual program.

Therefore, all of these criteria are considered to be the equivalent of "assignments" (as per Education Code § 51747(b)) for the School's program:

- Substantial and substantive direct contact between the student and teacher (as defined in the Master Agreement), OR:
- Active participation in the program as evidenced by satisfactory completion of assigned lessons and assessments; OR
- Submission of the required original student work samples to the certificated employee(s) assigned to the student for evaluation.

The following constitutes the definition of a "missed assignment" (per Education Code § 51747(b)) for the Independent Study Program:

- Failure to conduct a direct contact (as defined in the Master Agreement) between the student and teacher (the supervisory teacher and/or other assigned teachers)
- Completion of less than 70% of the assigned work within a 4 week learning period
- Failure to submit required and assigned work samples, assessments and/or portfolio items to the school

Per Education Code § 51747(b), the Board has determined that the following number of missed assignments, as defined above, will trigger an evaluation of whether it is in the best interests of the student to remain in the Independent Study Program:

- Missing two (2) consecutive contact appointments between the student and teacher
- Completion of less than 70% of the assigned work within a 4 week learning period; or



- Failure to submit the required and assigned work samples, assessments for one (1) school month (learning period)

Satisfactory Educational Progress: In addition, a determination that a student has failed to make satisfactory progress will also trigger an evaluation of whether it is in the best interests of the student to remain in the Independent Study Program. A student is deemed to be making satisfactory educational progress if the student is on track to enter the next grade level (or, for high school students, to earn sufficient credits towards graduation) at the completion of the current school year and/or progressing toward their goals pursuant to their individualized education program ("IEP"). State law dictates what indicators are used to determine satisfactory educational progress. Therefore, satisfactory educational progress shall be based on all of the following indicators, as applicable:

- The student's achievement and engagement in the Independent Study Program, as indicated by the student's performance on student-level measures of student achievement and student engagement set forth in Education Code § 52060(d)(4)-(5).
- The completion of assignments, assessments, or other indicators that show the student is working on assignments.
- Learning required concepts, as determined by the supervising teacher.
- Progressing toward successful completion of the course of study or individual course, as determined by the supervising teacher. (Education Code § 51747(b)(2).)

Tiered Reengagement: For all pupils who (1) are in violation of their Master Agreement, or (2) do not generate attendance for more than ten percent (10%) of the required school days in a given attendance month (as defined in the attendance calendar), or (3) do not participate in the school's offerings of synchronous instruction for more than fifty percent (50%) of the scheduled times in a school month, as applicable by grade span, the School shall have procedures, including the following reengagement strategies:

- Verifying pupil's current contact information.
- Notifying parents or guardians of lack of participation within one school day of the documentation of a non attendance day or lack of participation.
- A plan for outreach from the school to determine pupil needs, including a connection with health and social services, as necessary.
- A clear standard requiring a pupil-parent-educator conference, as defined below, to review the pupil's Master Agreement, reconsider the Independent Study Program's impact on the pupil's achievement and well-being, consistent with the School's policies regarding the maximum amount of time allowed between the assignment and completion of pupil's assigned work (four (4) school weeks), satisfactory educational progress (see above), and the number of missed assignments (see above) allowed before an evaluation of whether the student should be allowed to continue in independent study.
- Implement any programs of the School intended to address chronic absenteeism, as applicable. (Education Code § 51747(d).)

In addition to the tiered engagement strategies described above, the School Administration may provide one of the following supports to students who are not meeting Master Agreement requirements or otherwise may need engagement support:

1. A letter to the student and/or parent/guardian/caregiver, as appropriate.



2. A special meeting between the student, parent/guardian/caregiver and the teacher or designated Administrator.
3. A meeting between the student and the grade level Administrator, including the parent/guardian/caregiver if appropriate.
4. An increase in the amount of time the student works under direct supervision.
5. Placing the student on academic probation.

“Pupil-parent-educator conference” means a meeting involving, at a minimum, all parties who signed the pupil’s written Master Agreement pursuant to Education Code § 51747(g).

The evaluation triggered by the missed assignments or failure to make satisfactory educational progress as described above will be delivered to the parent/guardian/caregivers, and to the student if the student is over eighteen (18) years of age. Written evaluation findings shall also be kept in the student's school record. A written record of the findings of any evaluation made pursuant to this subdivision shall be treated as a mandatory interim pupil record. The record shall be maintained for a period of three years from the date of the evaluation and, if the pupil transfers to another California public school, the record shall be forwarded to that school upon written request. (Education Code § 51747(b).)

If the student fails to address the issues which led to the evaluation within one week of the delivery of the written evaluation, and with prior written notice to the student’s parent/guardian/caregiver in accordance with the law, the School may withdraw the student as a result of the Student’s noncompliance with the Master Agreement.

Eligibility

An individual with exceptional needs, as defined in Education Code § 56026, may participate in independent study if their IEP specifically provides for such participation. (Education Code § 51745(c).) Whether independent study is an appropriate placement to provide a Free and Appropriate Education (FAPE) for a student with an IEP is an individualized determination made by the IEP team. (Education Code § 51745(c).)

No student shall be required to participate in independent study. (Education Code § 51747(g)(8).)

No temporarily disabled student may receive individual instruction pursuant to Education Code § 48206.3 by means of independent study. (Education Code § 51745(d).)

No student that is expelled by their previous school pursuant to Education Code § 48915 or a suspended expulsion student pursuant to Education Code § 48917, may be provided with instruction through independent study unless they are offered the alternative of classroom instruction and they choose independent study. (Education Code § 51747(g)(8).)

Students enrolling in the School must be residents of an eligible county (the county where a School is authorized and their geographically contiguous counties). Enrollment eligibility shall not be based on the address of parent/guardian/caregiver employment. The School will not claim apportionment funding for any student who lives outside of an eligible county unless otherwise permitted by law. (Education Code § 51747.3(c).)

Exceptions for Pupils Under Professional Care: Pupils enrolled in a comprehensive school for classroom-based instruction who, under the care of appropriately licensed professionals, participate in independent study due to necessary medical treatments or inpatient treatment for mental health care or substance abuse, are not subject to the tiered reengagement, live interaction, synchronous instruction, nor return to in-person instruction



provisions described above. The School shall obtain evidence from appropriately licensed professionals of the need for pupils to participate in independent study pursuant to this subdivision.

Written Agreements and Assignments

A written Master Agreement shall be executed for each participating student. The curriculum and methods of study specified in the Master Agreement shall be consistent with the Board's policies and procedures for curriculum and instruction. (5 C.C.R. § 11702.)

The Master Agreement shall include, but not be limited to, all of the following:

1. The manner, frequency, time and place for submitting the student's assignments and for reporting the student's academic progress, and for communicating with the student's parent/guardian/caregiver regarding academic progress.
2. The objectives and methods of study for the student's work, and the methods used to evaluate that work.
3. The specific resources, including materials and staff, which will be made available to the student. These resources shall include confirming or providing access for all pupils to the connectivity and devices adequate to participate in the academic program and complete assigned work.
4. A statement of the policies adopted herein regarding the maximum length of time allowed between the assignment, the level of satisfactory educational progress, and the number of missed assignments allowed prior to an evaluation of whether or not the student should be allowed to continue in independent study.
5. The duration of the Master Agreement, including the beginning and ending dates for the student's participation in independent study under the Master Agreement. No Master Agreement shall be valid for any period longer than one (1) school year.
6. A statement of the number of course credits for grades 9 to 12, or, for the grades TK-8, other measures of academic accomplishment appropriate to the Master Agreement, to be earned by the student upon completion.
7. A statement detailing the academic and other supports that will be provided to address the needs of pupils who are not performing at grade level, or need support in other areas such as English learners, individuals with exceptional needs as needed to be consistent with the student's individualized education program or plan pursuant to Section 504 of the Rehabilitation Act of 1973 (29 U.S.C. Sec. 794), pupils in foster care, pupils experiencing homelessness, and pupils requiring mental health supports.
8. The inclusion of a statement in each Master Agreement that independent study is an optional educational alternative in which no student may be required to participate. In the case of a student who is referred or assigned to any school, class or program pursuant to EC § 48915 or 48917, the agreement also will include the statement that instruction may be provided to the student through independent study only if the student is offered the alternative of classroom instruction. (Education Code § 51747(g).)

School will comply with the signature requirements for independent study written agreements set forth in Education Code § 51747(g)(9), including:

- Each Master Agreement will be signed, prior to the commencement of independent study, by the student, the student's parent, legal guardian, or caregiver, if the student is less than 18 years of age, the certificated employee who has been designated as having responsibility for the general supervision of independent study, and the certificated employee designated as having responsibility for the special education programming of the pupil, as applicable. For purposes of this paragraph, "caregiver" means a person who has met the requirements of Part 1.5 (commencing with Section 6550) of the Family Code.



The Master Agreement also may include a schedule for achieving objectives and completing the agreement and a schedule of conferences between the student and his/her/their supervising teacher.

The Master Agreement shall state that the parent/guardian/caregiver's signature confers his/her/their permission for the student's independent study as specified in the agreement.

The Master Agreement may be maintained electronically along with and may include subsidiary agreements, such as course contracts and assignment and work records, work samples and attendance records. Master Agreements may be signed using electronic signatures that comply with applicable state and federal standards and are intended by the signatory to have the same effect as a handwritten signature.

Before signing a Master Agreement pursuant to this policy, a parent/guardian/caregiver may request that the School conduct a telephone, videoconference, or in-person pupil-parent-educator conference or other school meeting during which the pupil, parent/guardian/caregiver, and, if requested by the pupil or parent/guardian/caregiver, an education advocate, may ask questions about the educational options, including which curriculum offerings and nonacademic supports will be available to the pupil in independent study, before making the decision about enrollment or disenrollment. (Education Code § 51747(h)(2).)

Supervising Teachers

The Superintendent or designee(s) shall oversee the teachers who directly supervise the independent study on a regular basis and ensure that the supervising teachers:

1. Complete designated portions of the Master Agreement and add additional information to the agreement when appropriate.
2. Supervise and approve coursework.
3. Ensure that any required opportunities for synchronous instruction, based on the student's grade level, are provided and documented.
4. Design/identify curriculum objectives.
5. Initiate and complete the independent study contacts as specified in the Master Agreement for students.
6. Assess all work that students are required to submit to a teacher.
7. Personally judge the time value of assigned work or work products completed and submitted by the student, or personally review the determination of time value made by another certificated teacher.
8. Select and save with each Master Agreement representative samples of the student's completed and evaluated assignments.
9. Maintain any required records and files on a current basis.
10. When appropriate, determine and assign grades or other approved measures of achievement.

Records

School records maintained by each school shall identify all students participating in its Independent Study Program and shall specify the grade level in which each of these students is enrolled. (5 CCR § 11703.)

School will maintain written or computer-based evidence of student engagement that includes, but is not limited to, a grade book or summary document that, for each class, lists all assignments, assessments, and associated grades. (Education Code § 51747.5(d).)



Records shall be maintained for audit purposes and shall include the following (5 C.C.R. § 11703):

1. A copy of the Board policy, administrative regulations, and procedures related to independent study.
2. A separate listing of the students, by grade level, program and school who have participated in independent study identifying units of the curriculum undertaken (also known as the "course of study") and units of the curriculum completed by students in grades TK-8, and identifying course credits attempted by and awarded to students in grades 9-12, as specified in their Master Agreements.
3. A record of all Master Agreements, with representative samples of each student's work products and a signed acknowledgement by the supervising teacher indicating that he/she has personally evaluated the work or that he/she has personally reviewed the evaluations made by another certificated teacher. These records may be created, signed and stored electronically.
4. A daily or hourly attendance register, as appropriate to the program in which the students are enrolled, separate from any in person classroom attendance records, and maintained on a current basis as time values of student work products are personally judged by a teacher, and reviewed by the certificated supervising teacher if they are two different persons.

Parent's Right to Appeal

Parents/guardians/caregivers may appeal decisions in accordance with procedures in the School & Family Policy Catalog. In accordance with Education Code § 47605(c)(5)(J)(iii) parents will be provided with a written notice of the intent to withdraw a student for noncompliance no less than five school days prior to the effective date of the withdrawal.



Coversheet

Approval of 2025-26 Uniform Complaint Procedures (UCP) and Annual Notification (attached)

Section: IV. Consent Items
Item: H. Approval of 2025-26 Uniform Complaint Procedures (UCP) and Annual Notification (attached)
Purpose: Vote
Submitted by:
Related Material:
25-26 CalOPS Uniform Complaint Procedures (4888-6817-1149.v1) - 250610 For Review.pdf
CalOPS UCP Annual Notice 2025-26.docx.pdf

Uniform Complaint Procedures

California Online Public Schools

California Online Public Schools non-profit Board of Directors operates the following charter schools:

California Online Public Schools Central Coast
 California Online Public Schools Central Valley
 California Online Public Schools Monterey Bay
 California Online Public Schools North Bay
 California Online Public Schools Northern California
 California Online Public Schools Southern California

Adopted by CalOPS Board of Directors November 19, 2013
Revised and Approved by CalOPS Board of Directors August 23, 2016
Revised and Approved by CalOPS Board of Directors August 22, 2017
Revised and Approved by CalOPS Board of Directors August 28, 2018
Revised and Approved by CalOPS Board of Directors August 25, 2020
Revised and Approved by CalOPS Board of Directors August 24, 2021
Revised and Approved by CalOPS Board of Directors August 23, 2022
Revised and Approved by CalOPS Board of Directors October 3, 2023
Revised and Approved by CalOPS Board of Directors December 5, 2023
Revised and Approved by CalOPS Board of Directors June 4, 2024
Revised and Approved by CalOPS Board of Directors November 12, 2024

The California Online Public Schools (“CalOPS”) Board of Directors has the primary responsibility to ensure compliance with applicable state and federal laws and regulations governing educational programs. Most issues are best handled informally and proactively, and the board strongly encourages the early resolution of complaints by direct communication between the family and the school leadership whenever possible. (Information about the schools’ communication protocols are found in the Student and Family Policy Catalog). If you have a concern, you can always talk to a staff member or school leadership. This complaint procedure is adopted to provide a uniform system of complaint processing (“UCP”) for the following types of complaints (listed below). All other concerns will follow the protocols provided in the Student and Family Policy Catalog.

The board prohibits any form of retaliation against any person for making a complaint. Additionally, participation in the complaint process shall not in any way affect the status, grades or work assignments of any student. In investigating complaints, the school will protect the confidentiality of the parties involved to the extent that the investigation of the complaint is not obstructed, or as otherwise permitted by law. Finally, the schools will investigate all complaints in a timely manner.

Complaints related to the issues described below should be filed using the Uniform Complaint Policy and Procedure:

1. Any complaints alleging unlawful discrimination, harassment, intimidation or bullying/cyberbullying in the schools’ programs and/or activities based on:
 - a. actual or perceived race or ethnicity, color, ancestry, national origin, immigration status, citizenship, nationality, ethnic group identification, genetic information, age, religion, marital or parental status, mental or

- physical disability, medical condition, sex or sexual orientation, gender, gender identity, or gender expression.
- b. the perception of one or more of such characteristics; or
 - c. association with a person or group with one or more of these actual or perceived characteristics.
 - d. Unlawful discrimination includes, but is not limited to, noncompliance with Education Code section 243(a) or 244(a).
2. Complaints alleging a violation of state or federal law or regulation governing the following programs that are subject to the UCP: (* Denotes UCP programs and activities that are currently implemented by CalOPS)
 - Accommodations for Pregnant and Parenting Students*
 - Career Technical and Technical Education and Training Programs*
 - Consolidated Categorical Aid Programs*
 - Course Periods without Educational Content
 - Educational and Graduation Requirements for Students in Foster Care, Students who are Homeless, former Juvenile Court Students now enrolled in a school district, Migratory Children, Children of Military Families*, and Pupils Participating in a Newcomer Program
 - Every Student Succeeds Act*
 - Physical Education Instructional Minutes
 - Reasonable Accommodations to a Lactating Student*
 - School Plans for Student Achievement
 - Schoolsite Councils
 - Any other state or federal educational program the State Superintendent of Public Instruction or designee deems appropriate.
 3. Complaints alleging that a student enrolled in a public school was required to pay a pupil fee for participation in an educational activity as those terms are defined below.
 - a. "Educational activity" means an activity offered by the charter school that constitutes an integral fundamental part of elementary and secondary education, including, but not limited to, curricular and extracurricular activities.
 - b. "Pupil fee" means a fee, deposit or other charge imposed on students, or a student's parents/guardians, in violation of Education Code section 49011 and Section 5 of Article IX of the California Constitution, which require educational activities to be provided free of charge to all students without regard to their families' ability or willingness to pay fees or request special waivers, as provided for in *Hartzell v. Connell* (1984) 35 Cal.3d 899. A pupil fee includes, but is not limited to, all of the following:
 - i. A fee charged to a student as a condition for registering for school or classes, or as a condition for participation in a class or an extracurricular activity, regardless of whether the class or activity is elective or compulsory or is for credit.
 - ii. A security deposit, or other payment, that a student is required to make to obtain a lock, locker, book, class apparatus, musical instrument, uniform or other materials or equipment.
 - iii. A purchase that a student is required to make to obtain materials, supplies, equipment, or uniforms associated with an educational activity.
 - c. Complaints regarding pupil fees, local control and accountability plans ("LCAP"), or noncompliance with Education Code sections 243 or 244 only, may be filed anonymously (without an identifying signature), if the complaint provides evidence or information leading to evidence to support an allegation of noncompliance with the respective applicable laws.



- d. If the school finds merit in a pupil fees complaint, or the California Department of Education (“CDE”) finds merit in an appeal, the school shall provide a remedy to all affected students, parents/guardians that, where applicable, includes reasonable efforts by the school to ensure full reimbursement to all affected students and parents/guardians, subject to procedures established through regulations adopted by the state board.
 - e. Nothing in this Policy shall be interpreted to prohibit solicitation of voluntary donations of funds or property, voluntary participation in fundraising activities, or the school and other entities from providing student prizes or other recognition for voluntarily participating in fundraising activities.
4. Complaints alleging noncompliance with the requirements governing the Local Control Funding Formula (“LCFF”) or LCAP under Education Code sections 47606.5 and 47607.3, as applicable. If the school adopts a School Plan for Student Achievement in addition to its LCAP, complaints of noncompliance with the requirements of the School Plan for Student Achievement under Education Code sections 64000, 64001, 65000, and 65001 shall also fall under this Policy.

Complaints alleging noncompliance regarding child nutrition programs established pursuant to Education Code sections 49490-49590 no longer fall under the UCP. Instead, they are governed by Title 7, Code of Federal Regulations (“C.F.R.”) sections 210.19(a)(4), 215.1(a), 220.13(c), 225.11(b), 226.6(n), and 250.15(d) and Title 5, California Code of Regulations (“C.C.R.”) sections 15580 - 15584.

Complaints alleging noncompliance regarding special education programs established pursuant to Education Code sections 56000-56865 and 59000-59300 no longer fall under the UCP. Instead, they are governed by the procedures set forth in 5 C.C.R. sections 3200-3205 and 34 C.F.R. sections 300.151-300.153.

CalOPS acknowledge and respect every individual's right to privacy. Unlawful discrimination, harassment, intimidation or bullying complaints shall be investigated in a manner that protects (to the greatest extent reasonably possible and as permitted by law) confidentiality of the parties, including but not limited to the identity of the complainant, and maintains the integrity of the process. CalOPS cannot guarantee anonymity of the complainant. This includes keeping the identity of the complainant confidential. However, CalOPS will attempt to do so as appropriate. CalOPS may find it necessary to disclose information regarding the complaint/complainant to the extent required by law or necessary to carry out the investigation or proceedings, as determined by the Superintendent or designee on a case-by-case basis. CalOPS shall ensure that complainants are protected from retaliation.

Compliance Officer(s)

Complaints must be in writing and should be directed to CalOPS designated “Compliance Officer(s)”, listed below:

Dr. Richard Savage Superintendent
c/o California Online Public Schools
33272 Valle Rd.
San Juan Capistrano, CA 92675
(800) 905-5166

The Compliance Officer or designee will receive and investigate complaints and ensure CalOPS compliance with laws applicable to the complaint(s). The Compliance Officer(s) or designee designated to investigate complaints are knowledgeable about the laws and programs for which they are assigned to investigate. The compliance officer may also have access to legal counsel as determined appropriate by the Superintendent or designee.

If the complaint alleges wrongdoing by the Compliance Officer, the Compliance Officer will immediately notify the Board President to appoint a substitute Compliance Officer to investigate the complaint. The person filing the complaint may, alternatively, submit their complaint directly to the President of the Board of Directors.



Notifications

The Compliance Officer or designee shall make available copies of this Policy free of charge. The Compliance Officer or designee will provide annual written notification of the schools' Uniform Complaint Procedures to students, employees, parents/guardians, any applicable advisory committees, appropriate private school officials or representatives, and other interested parties by posting information regarding allegations about discrimination, harassment, intimidation, or bullying on CalOPS' public website.

The annual notice shall be in English. When necessary, under Education Code Section 48985, if 15% (fifteen percent) or more of the students enrolled at the school speak a single primary language other than English, this policy and the notice will be translated into that language and provided to the parent/guardian of any such students in their primary language or mode of communication of the recipient of the notice.

The annual notice shall include the following:

1. A list of the types of complaints that fall under the scope of the UCP and the state and federal provisions that govern complaints regarding child nutrition programs and special education programs.
2. A statement clearly identifying any California State preschool programs that CalOPS are operating as exempt from licensing pursuant to Health and Safety Code section 1596.792(o) and corresponding Title 5 health and safety regulations, and any California State preschool programs that CalOPS are operating pursuant to Title 22 licensing requirements.
3. A statement that CalOPS are primarily responsible for compliance with federal and state laws and regulations.
4. A statement that a student enrolled in a public school shall not be required to pay a pupil fee for participation in an educational activity.
5. A statement identifying the title of the compliance officer, and the identity(ies) of the person(s) currently occupying that position, if known.
6. A statement that the compliance officer shall be knowledgeable about the laws and programs that they are assigned to investigate.
7. A statement that if a UCP complaint is filed directly with the CDE and the CDE determines that it merits direct intervention, the CDE shall complete an investigation and provide a written decision to the complainant within sixty (60) calendar days of receipt of the complaint, unless the parties have agreed to extend the timeline or the CDE documents exceptional circumstances and informs the complainant.
8. A statement that the complainant has a right to appeal CalOPS' decision to the CDE by filing a written appeal within thirty (30) calendar days of the date of CalOPS' Decision, except if CalOPS has used its UCP to address a complaint that is not subject to the UCP requirements.
9. A statement that a complainant who appeals CalOPS' decision on a UCP complaint to the CDE shall receive a written appeal decision within sixty (60) calendar days of the CDE's receipt of the appeal, unless extended by written agreement with the complainant or the CDE documents exceptional circumstances and informs the complainant.
10. A statement that if CalOPS finds merit in a UCP complaint, or the CDE finds merit in an appeal, CalOPS shall take corrective actions consistent with the requirements of existing law that will provide a remedy to the affected student and/or parent/guardian as applicable.
11. A statement advising the complainant of any civil law remedies, including, but not limited to, injunctions, restraining orders, or other remedies or orders that may be available under state or federal discrimination, harassment, intimidation or bullying laws, if applicable, and of the appeal pursuant to Education Code section 262.3.
12. A statement that copies of CalOPS' UCP shall be available free of charge.

Procedures



All complaints alleging that CalOPS has violated federal or state laws or regulations enumerated as within the scope of this Policy will be investigated and resolved according to the procedures below.

The Compliance Officer or designee will maintain a record of each complaint and subsequent related actions, including all information required for compliance for at least three (3) calendar years.

All parties involved in the allegations will be notified when a complaint is filed, when a complaint meeting or hearing is scheduled, and when a decision or ruling is made.

Uniform Complaint Procedures

1. Step 1: Filing of Complaint

Any individual, including a person's duly authorized representative or an interested third party, public agency, or organization may file a written complaint of alleged noncompliance or unlawful discrimination, harassment, intimidation, or bullying pursuant to this Policy.

A complaint alleging unlawful discrimination, harassment, intimidation or bullying/cyberbullying may be filed by a person who alleges that the individual has personally suffered unlawful discrimination, harassment, intimidation or bullying/cyberbullying; or by a person who believes that any specific class of individuals has been subjected to unlawful discrimination, harassment, intimidation, or bullying/cyberbullying, or by a duly authorized representative who alleges that an individual student has been subjected to discrimination, harassment, intimidation, or bullying. An investigation of alleged unlawful discrimination, harassment, intimidation or bullying shall be initiated by filing a complaint no later than six (6) months from the date when the alleged discrimination, harassment, intimidation or bullying/cyberbullying occurred, or six months from the date when the complainant first obtained knowledge of the facts of the alleged discrimination, harassment, intimidation or bullying/cyberbullying. Upon written request by the complainant, the Superintendent or designee may choose to extend the filing period for up to ninety (90) calendar days following the expiration of the six-month time period. Such request for extension shall set forth the reasons for the extension. Such extension by the Superintendent or designee shall be made in writing. The Superintendent shall respond immediately upon a receipt of a request for extension.

All other complaints under this Policy shall be filed not later than one (1) year from the date the alleged violation occurred. For complaints relating to the LCAP, the date of the alleged violation is the date on which the CalOPS Board of Directors approved the LCAP or the annual update was adopted by CalOPS.

The complaint will be presented to the Compliance Officer, who will maintain a log of complaints received, and who will provide each complaint with a code number and date stamp.

A pupil fees complaint may be filed with the principal of a school or the CalOPS Superintendent or his or her designee.

Complaints filed pursuant to this Policy must be in writing and signed. A signature may be handwritten, typed (including in an email) or electronically generated. Only complaints regarding pupil fees or LCAP compliance may be filed anonymously as set forth in this Policy. If a complainant is unable to put a complaint in writing due to conditions such as a disability or illiteracy, CalOPS staff shall assist the complainant in the filing of the complaint.

2. Step 2: Mediation

Within three (3) business days of receiving the complaint, the Compliance Officer may informally discuss with the complainant the possibility of using mediation. If the complainant agree to mediation, the Compliance Officer will make all arrangements for this process.

Before initiating the mediation of a complaint alleging discrimination, harassment, intimidation, or



bullying/cyberbullying, the Compliance Officer will ensure that all parties agree to make the mediator a party to related confidential information.

If the mediation process does not resolve the problem within the parameters of law, the compliance officer will proceed with the investigation of the complaint.

The use of mediation shall not extend CalOPS' timelines for investigating and resolving the complaint, unless the complainant agrees in writing to such an extension of time.

3. Step 3: Investigation of Complaint

Within fourteen (14) days of receiving the complaint, the Compliance Officer will provide the complainant and/or his/her representative an opportunity to present the complaint and any evidence, or information leading to evidence, orally, to support the allegations in the complaint. The Compliance Officer also will collect all documents and interview all witnesses with information pertinent to the complaint.

A complainant's refusal to provide the schools' investigator with documents or other evidence related to the allegations in the complaint, failure or refusal to cooperate in the investigation, or engaging in any other obstruction of the investigation, may result in the dismissal of the complaint because of lack of evidence to support the allegation. Note, however, that complaints permissibly made anonymously will be investigated by the schools to the extent possible without participation by the complainant.

In accordance with law, CalOPS will provide the investigator with access to records and other information related to the allegation in the complaint and will not in any way obstruct the investigation. Failure or refusal to cooperate in the investigation may result in a finding, based on evidence collected, that a violation has occurred and may result in the imposition of a remedy in favor of the complainant.

4. Step 4: Final Written Decision

CalOPS shall issue an investigation report (the "Decision") based on the evidence. The schools' decision will be in writing and sent to the complainant within sixty (60) calendar days of receipt of a complaint unless the timeframe is extended with the written agreement of the complainant. CalOPS' decision will be written in English and in the primary language of the complainant whenever required by law.

The Decision will include:

1. The findings of fact based on the evidence gathered;
2. The conclusion providing a clear determination for each allegation as to whether CalOPS are in compliance with the relevant law;
3. Corrective actions, if CalOPS finds merit in the complaint and any are warranted or required by law;
4. Notice of the complainant's right to appeal CalOPS' decision within thirty (30) calendar days to the California Department of Education (CDE), except when CalOPS has used its UCP to address complaints that are not subject to the UCP requirements; and
5. Procedures to be followed for initiating such an appeal.

If the investigation of a complaint results in discipline to a student or an employee, the Decision shall simply state that effective action was taken and the employee was informed of CalOPS' expectations. The Decision shall not give any further information as to the nature of the disciplinary action except as required by applicable law.

Pertaining to complaints of Pupil Fees; LCAP; Physical Education Instructional Minutes, or Course Periods without Educational Content, the remedy shall go to all affected pupils, parents, and guardians.



For all other complaints within the scope of the Uniform Complaint Procedures, the remedy shall go to the affected pupil.

With respect to a pupil fees complaint, corrective actions shall include a remedy where in good faith, by engaging in reasonable efforts, an attempt to identify and fully reimburse all pupils, parents and guardians who paid a pupil fee within one year prior to the filing of the complaint;

Appeals to the CDE

If dissatisfied with the Decision, the complainant may appeal in writing to the CDE within thirty (30) calendar days of receiving the Decision. The appeal shall be accompanied by a copy of the complaint filed with CalOPS and a copy of the Decision.

When appealing to the CDE, the complainant must specify and explain the basis for the appeal, including at least one of the following:

1. CalOPS failed to follow its complaint procedures.
2. Relative to the allegations of the complaint, CalOPS' Decision lacks material findings of fact necessary to reach a conclusion of law.
3. The material findings of fact in CalOPS' Decision are not supported by substantial evidence.
4. The legal conclusion in CalOPS' Decision is inconsistent with the law.
5. In a case in which CalOPS' Decision found noncompliance; the corrective actions fail to provide a proper remedy.

Upon notification by the CDE that the complainant has appealed the Decision, the Compliance Officer or designee shall forward the following documents to the CDE within ten (10) calendar days of the date of notification:

1. A copy of the original complaint;
2. A copy of the Decision;
3. A copy of the investigation file including, but not limited to, all notes, interviews and documents submitted by the parties and gathered by the investigator;
4. A report of any action taken to resolve the complaint;
5. A copy of CalOPS' complaint procedures; and
6. Other relevant information requested by CDE.

If the CDE determines the appeal raises issues not contained in the local complaint, the CDE will refer those new issues back to CalOPS for resolution as a new complaint. If the CDE notifies CalOPS that its Decision failed to address an allegation raised by the complaint and subject to the UCP process, CalOPS will investigate and address such allegation(s) in accordance with the UCP requirements and provide the CDE and the appellant with an amended Decision addressing such allegation(s) within twenty (20) calendar days of the CDE's notification. The amended Decision will inform the appellant of the right to separately appeal the amended Decision with respect to the complaint allegation(s) not addressed in the original Decision.

Within thirty (30) calendar days of the date of the CDE's appeal Decision pursuant to 5 C.C.R. section 4633(f)(2) or (3), either party may request reconsideration by the State Superintendent of Public Instruction ("SSPI") or the SSPI's designee. The request for reconsideration shall specify and explain the reason(s) for contesting the findings of fact, conclusions of law, or corrective actions in the CDE's appeal Decision. The SSPI will not consider any information not previously submitted to the CDE by a party during the appeal unless such information was unknown to the party at the time of the appeal and, with due diligence, could not have become known to the



party. Pending the SSPI's response to a request for reconsideration, the CDE appeal Decision remains in effect and enforceable, unless stayed by a court.

The CDE may directly intervene in the complaint without waiting for action by CalOPS when one of the conditions listed in 5 CCR 4650 exists, including but not limited to cases in which through no fault of the complainant, CalOPS have not taken action within sixty (60) calendar days of the date the complaint was filed with the CalOPS.

Complaints alleging noncompliance with Education Code section 243 or 244 may be filed with the SSPI directly, and the SSPI may directly intervene without waiting for an investigation by CalOPS. The complainant shall present the SSPI with evidence that supports the basis for the direct filing and why immediate action is necessary.

5. Civil Law Remedies

A complainant may pursue available civil law remedies outside CalOPS' complaint procedures. Complainants may seek assistance from mediation centers or public/private interest attorneys. Civil law remedies that may be imposed by a court include, but are not limited to, injunctions and restraining orders.

For complaints alleging unlawful discrimination, harassment, intimidation, or bullying/cyberbullying based on state law, a complainant must wait until sixty (60) calendar days have elapsed from the filing of an appeal with the CDE before pursuing civil law remedies. The moratorium does not apply to injunctive relief and is applicable only if the school has appropriately and in a timely manner apprised the complainant of his/her right to file a complaint in accordance with 5 CCR 4622.

4888-6817-1149, v. 1





Uniform Complaint Procedures (UCP) Annual Notice 2025-26

California Online Public Schools

California Online Public Schools non-profit Board of Directors operates the following charter schools:

California Online Public Schools Central Coast
 California Online Public Schools Central Valley
 California Online Public Schools Monterey Bay
 California Online Public Schools North Bay
 California Online Public Schools Northern California
 California Online Public Schools Southern California

Approved by CalOPS Board September 10, 2024
Updated and Approved by CalOPS Board of Directors November 12, 2024

California Online Public Schools annually notifies our students, employees, parents or guardians of its students, the district advisory committee, school advisory committees, appropriate private school officials, and other interested parties of our Uniform Complaint Procedures (UCP) process. The UCP Annual Notice is available on our website.

We are primarily responsible for compliance with federal and state laws and regulations, including those related to unlawful discrimination, harassment, intimidation or bullying against any protected group, and all programs and activities that are subject to the UCP.

Programs and Activities Subject to the UCP

1. Complaints alleging unlawful discrimination, harassment, intimidation, or bullying against any protected group on the basis of the actual or perceived characteristics of age, ancestry, color, mental disability, physical disability, ethnic group identification, immigration status, citizenship, gender expression, gender identity, gender, genetic information, nationality, national origin, race or ethnicity, religion, medical condition, marital status, sex, or sexual orientation, or on the basis of a person's association with a person or group with one or more of these actual or perceived characteristics in any Charter School program or activity. Unlawful discrimination includes, but is not limited to, noncompliance with Education Code section 243(a) or 244(a).
2. Complaints alleging a violation of state or federal law or regulation governing the following programs:
 - Accommodations for Pregnant and Parenting Pupils
 - Career Technical and Technical Education and Career Technical and Technical Training Programs
 - Consolidated Categorical Aid Programs
 - Course Periods without Educational Content
 - Educational and graduation requirements for pupils in foster care, pupils who are homeless, pupils from military families, pupils formerly in Juvenile Court now enrolled in a school district, pupils who are migratory, and pupils participating in a newcomer program.
 - Every Student Succeeds Act



- Local Control and Accountability Plans (LCAP)
 - Physical Education Instructional Minutes
 - Pupil Fees
 - Reasonable Accommodations to a Lactating Pupil
 - School Plans for Student Achievement
 - Schoolsite Councils
 - And any other state or federal educational program the State Superintendent of Public Instruction (SSPI) or designee deems appropriate.
3. Complaints alleging noncompliance with laws relating to pupil fees. A student enrolled in a public school shall not be required to pay a pupil fee for participation in an educational activity. A pupil fee includes, but is not limited to, all of the following:
- A fee charged to a pupil as a condition for registering for school or classes, or as a condition for participation in a class or an extracurricular activity, regardless of whether the class or activity is elective or compulsory or is for credit.
 - A security deposit, or other payment, that a pupil is required to make to obtain a lock, locker, book, class apparatus, musical instrument, clothes, or other materials or equipment.
 - A purchase that a pupil is required to make to obtain materials, supplies, equipment, or clothes associated with an educational activity.

Complaints of noncompliance with laws relating to pupil fees may be filed with the Superintendent or the Compliance Officer identified below.

4. Complaints alleging noncompliance with the requirements governing the Local Control Funding Formula ("LCFF") or Local Control and Accountability Plans ("LCAP") under Education Code sections 47606.5 and 47607.3, as applicable. If the Charter School adopts a School Plan for Student Achievement ("SPSA") in addition to its LCAP, complaints of noncompliance with the requirements of the SPSA under Education Code sections 64000, 64001, 65000, and 65001 shall also fall under the UCP.

Complaints alleging noncompliance regarding child nutrition programs established pursuant to Education Code sections 49490-49590 are governed by Title 7, Code of Federal Regulations ("C.F.R.") sections 210.19(a)(4), 215.1(a), 220.13(c), 225.11(b), 226.6(n), and 250.15(d) and Title 5, California Code of Regulations ("C.C.R.") sections 15580 - 15584.

Complaints alleging noncompliance regarding special education programs established pursuant to Education Code sections 56000-56865 and 59000-59300 are governed by the procedures set forth in 5 C.C.R. sections 3200-3205 and 34 C.F.R. sections 300.151-300.153.

Complaints regarding state preschool health and safety issues in local educational agencies exempt from licensing are governed by 5 C.C.R. sections 4690-4694, except as otherwise indicated.

Filing a UCP Complaint

A UCP complaint shall be filed no later than one year from the date the alleged violation occurred.

For complaints relating to Local Control and Accountability Plans (LCAP), the date of the alleged violation is the date when the reviewing authority approves the LCAP or annual update that was adopted by our agency.



A pupil enrolled in any of our public schools shall not be required to pay a pupil fee for participation in an educational activity.

A pupil fee complaint may be filed with the principal of a school or our superintendent or their designee.

Only complaints regarding pupil fees, LCAP, or noncompliance with Education Code section 243 or 244 complaint may be filed anonymously, that is, without an identifying signature, if the complainant provides evidence or information leading to evidence to support an allegation of noncompliance with the respective applicable laws.

Contact Information

Complaints within the scope of the UCP are to be filed with the person responsible for processing complaints:

Dr. Richard Savage, Superintendent
c/o California Online Public Schools
33272 Valle Rd.
San Juan Capistrano, CA 92675
(800) 906-5166

Complaints alleging unlawful discrimination, harassment, intimidation, or bullying, must be filed within six (6) months from the date the alleged discrimination, harassment, intimidation, or bullying, occurred or the date the complainant first obtained knowledge of the facts of the alleged discrimination, harassment, intimidation, or bullying. All other complaints under the UCP shall be filed not later than one (1) year from the date the alleged violation occurred. For complaints relating to the LCAP, the date of the alleged violation is the date on which the Charter School's Board of Directors approved the LCAP or the annual update was adopted by the Charter School.

The Compliance Officer responsible for investigating the complaint shall conduct and complete the investigation in accordance with California regulations and the Charter School's UCP Policy. The Compliance Officer shall provide the complainant with a final written investigation report ("Decision") within sixty (60) calendar days from the Charter School's receipt of the complaint. This sixty (60) calendar day time period may be extended by written agreement of the complainant.

The complainant has a right to appeal the Charter School's Decision to the California Department of Education ("CDE") by filing a written appeal within thirty (30) calendar days of the date of the Charter School's written Decision, except if the Charter School has used its UCP to address a complaint that is not subject to the UCP requirements. The appeal must include a copy of the complaint filed with the Charter School, a copy of the Charter School's Decision, and the complainant must specify and explain the basis for the appeal of the Decision, including at least one of the following:

1. The Charter School failed to follow its complaint procedures.
2. Relative to the allegations of the complaint, the Charter School's Decision lacks material findings of fact necessary to reach a conclusion of law.
3. The material findings of fact in the Charter School's Decision are not supported by substantial evidence.
4. The legal conclusion in the Charter School's Decision is inconsistent with the law.

5. In a case in which the Charter School's Decision found noncompliance, the corrective actions fail to provide a proper remedy.

A complainant who appeals the Charter School's Decision on a UCP complaint to the CDE shall receive a written appeal decision within sixty (60) calendar days of the CDE's receipt of the appeal, unless extended by written agreement with the complainant or the CDE documents exceptional circumstances and informs the complainant.

Within thirty (30) calendar days of the date of the CDE's appeal Decision pursuant to 5 C.C.R. section 4633(f)(2) or (3), either party may request reconsideration by the State Superintendent of Public Instruction ("SSPI") or the SSPI's designee. The request for reconsideration shall specify and explain the reason(s) for contesting the findings of fact, conclusions of law, or corrective actions in the CDE's appeal Decision.

Complaints alleging noncompliance with Education Code section 243 or 244 may be filed with the SSPI directly, and the SSPI may directly intervene without waiting for an investigation by the Charter School. The complainant shall present the SSPI with evidence that supports the basis for the direct filing and why immediate action is necessary.

If a UCP complaint is filed directly with the CDE and the CDE determines that it merits direct intervention, the CDE shall complete an investigation and provide a written decision to the complainant within sixty (60) calendar days of receipt of the complaint, unless the parties have agreed to extend the timeline or the CDE documents exceptional circumstances and informs the complainant.

If the Charter School finds merit in a UCP complaint, or the CDE finds merit in an appeal, the Charter School shall take corrective actions consistent with the requirements of existing law that will provide a remedy to the affected student and/or parent/guardian as applicable.

A complainant may pursue available civil law remedies outside of the Charter School's complaint procedures. Complainants may seek assistance from mediation centers or public/private interest attorneys. Civil law remedies that may be imposed by a court include, but are not limited to, injunctions and restraining orders. For unlawful discrimination, harassment, intimidation or bullying complaints arising under state law, however, a complainant must wait until sixty (60) calendar days have elapsed from the filing of an appeal with the CDE before pursuing civil law remedies. The moratorium does not apply to injunctive relief and is applicable only if the Charter School has appropriately, and in a timely manner, apprised the complainant of the complainant's right to file a complaint in accordance with 5 C.C.R. § 4622.

A copy of the UCP shall be available upon request free of charge in the main office. For further information on any part of the complaint procedures, including filing a complaint or requesting a copy of the UCP, please contact the office.

Coversheet

Approval of CalOPS Comprehensive School Safety Plan (CSSP) (attached)

Section:	IV. Consent Items
Item: (attached)	I. Approval of CalOPS Comprehensive School Safety Plan (CSSP)
Purpose:	Vote
Submitted by:	
Related Material:	250610 For Review CalOPS CSSP Revised May 2025 (SB 153).pdf



California Online Public Schools

Comprehensive School Safety Plan

*To comply with AB 1747
And including elements from
Ed.Code Section 32282 (a)(2)(A) through (N)*

**Richard Savage, Ed.D., Superintendent
California Online Public Schools**

33272 Valle Road
San Juan Capistrano, CA 92675

580 N. Wilma, Suite G
Ripon, CA 95366

California Online Public Schools

California Online Public Schools non-profit Board of Directors operates the following charter schools to which this safety plan applies:

California Online Public Schools Central Coast
California Online Public Schools Central Valley
California Online Public Schools Monterey Bay
California Online Public Schools North Bay
California Online Public Schools Northern California
California Online Public Schools Southern California

Approved by CalOPS Board of Directors on February 26, 2019
Reviewed by School Safety Committee on February 10, 2020
(with no changes recommended)
Reviewed and ratified by CalOPS Board of Directors with updates on February 23, 2021
Reviewed by School Safety Committee on April 6, 2023
(with no changes recommended)
Reviewed and ratified by Board of Directors on April 25, 2023
Reviewed by School Safety Committee on January 17, 2024
(with minor updates due to new legislation (SB10) and organizational transitions)
Reviewed and ratified by CalOPS Board of Directors on with updates on February 06, 2024
Reviewed by School Safety Committee on January 10, 2025
(with minor updates due to new legislation)
Reviewed and ratified by CalOPS Board of Directors on with updates on February 11, 2025
Updated May 2025 (to include ICP per SB 153)

Table of Contents

Introduction	2
Implementation of Plan	2
School Safety Planning Committee	2
Mandated Policies and Procedures	2
Child Abuse Reporting Procedures	3
Disaster and Criminal Incident Procedures	5
Procedures to Allow Use of School Buildings for Emergency Shelters	11
Opioid Overdose Response Protocol	11
Discipline and Due Process for Students	13
Notification of Dangerous Pupils	26
Preventing Workplace Harassment	26
Dress Code (including Gang-Related Apparel)	30
Safe and Orderly Environment	30
Safe Ingress and Egress	32
Instructional Continuity Plan (ICP)	33



Introduction

California Online Public Schools (CalOPS) are online public charter schools. This plan will apply to all of the California Online Public Schools operated by the California Online Public Schools Governing Board.

We have two business offices and do not have any physical school locations or classroom facilities. We do host field trips and other such face to face socialization events at venues we contract with throughout the state. This plan is written to provide a safe environment at both of the offices and at any off-site event, to the extent applicable.

Implementation of Plan

This School Safety Plan will be available to all staff, students, parents, and the community to review. It will be located on the [CalOPS Website](#).

School Safety Planning Committee

California Online Public Schools is committed to providing an orderly, safe, caring environment in which students feel comfortable, share responsibility for maintaining a positive school climate, and take pride in their school and their achievements. Attitudes and behaviors that promote mutual respect and harmonious relations are encouraged.

The CalOPS Board of Directors is responsible for the overall development of all school safety plans for its schools. Through the School Safety Committee, Comprehensive School Safety Plans are developed. The School Safety Planning Committee shall be composed of the following members: the principal or designee, one teacher who is a representative of the recognized certificated employee organization; one parent/guardian whose child attends the school; one classified employee who is a representative of the recognized classified employee organization; other members if desired.

Other local agencies, such as health care and emergency services, may be consulted if desired.

Other members of the school or community may provide valuable insights as members of the School Safety Planning Committee. Additional members may include:

- A representative from the local law enforcement agency
 - A representative from the local fire department agency
 - School counselor
 - Student representative(s)
 - Disciplinary team member
 - Staff leaders
 - Additional parent representatives
-

Mandated Policies and Procedures

The School Safety Planning Committee reviews the site safety plan and makes necessary updates and revisions. The safety plan must include the following components: (Ed Code 32282)

- Identifying appropriate strategies and programs that will provide or maintain a high level of school safety and address the school's procedures for complying with existing laws related to school safety, which shall include the development of all the following:
- Child abuse reporting is consistent with Article 2.5 (commencing with Section 11164) of Chapter 2 of Title



1 of the Penal Code.

- Disaster procedures, routine and emergency including, but not limited to, adaptations for pupils with disabilities in accordance with the American with Disabilities Act of 1990, and include:
 - Emergency and Disaster Preparedness Plan
 - Fire Drills
 - Bomb Threats
 - Earthquake Emergency Procedure System
 - Transportation Safety and Emergencies
- Policies pursuant to Educational Code 48915 and other school-designated serious acts which would lead to suspension, expulsion, or mandatory expulsion recommendations pursuant to Article 1 (commencing with Section 48900) of Chapter 6 of Part 27 of Division 4 of Title 2.
- Procedures to notify teachers and counselors (amended Welfare and Institutions Code 827) of dangerous students pursuant to Education Code 49079.
- A discrimination and harassment policy consistent with the prohibition against discrimination contained in Chapter 2 (commencing with Section 200) of Part 1.
- If the school has adopted a dress code prohibiting students from wearing “gang- related apparel,” the provisions of that dress code.
- Procedures for safe entrance and exit of students, parents/guardians, and employees to and from the school.
- A safe and orderly environment conducive to learning at the school.
- The rules and procedures on school discipline adopted pursuant to Education Code 35291, and 35291.5, 47605, and 47605.6.
- Procedures for conducting tactical responses to criminal incidents, including procedures related to individuals with guns on school campuses and at school-related functions. The procedures to prepare for active shooters or other armed assailants shall be based on the individual needs and context of each school site and surrounding community.
- If a safety plan includes procedures to prepare for active shooters or other armed assailants by conducting drills, those drills must not be high-intensity drills.
- Procedures to assess and respond to reports of any dangerous, violent, or unlawful activity that is being conducted or threatened to be conducted at the school, at an activity sponsored by the school, or on a schoolbus serving the school.
- For schools that serve grades 7-12, a protocol in the event a pupil suffering or is reasonably believed to be suffering from an opioid overdose.

Child Abuse Reporting Procedures

It is our policy to ensure the safety and well-being of all children participating in activities sponsored by us, and to report suspected cases of child abuse and neglect consistent with the requirements of state law. We will not knowingly place an employee in a position that causes him or her to come into contact with children where the employee has been accused and/or convicted of crimes against children, child abuse, or child neglect. We ensure that individuals who come into contact children have passed appropriate background screening measures. (see also the CalOPS Employee Handbook)

AWARENESS OF POSSIBLE ABUSE/NEGLECT

All individuals participating in activities affiliated with us that include children are responsible for being alert to possible abuse or neglect. We provide training to employees who interact with children on Child Abuse and Neglect, which includes guidelines for identifying and procedures for reporting any suspected child abuse or neglect, and employees must comply with the procedures established in this training.



Non-Imminent Danger Reporting Protocols

School staff of California Online Public Schools should follow reporting protocols for non-imminent danger if there are concerns for students and there are not immediate risks for personal safety for them or their family members.

Non-imminent danger situations are concerning, but the student is **not in immediate danger or in a life-threatening situation** that would require a call to emergency services.

Non-imminent danger situations could be discovered through submitted assignments, email messages, or phone calls with students, or it may be second-hand or hearsay. Concerns of non-imminent danger require a follow-up from the counselor or school leader.

School Staff Responsibilities:

1. Log the contact. Normal logging protocol should be followed. Due to the sensitive content, the Log should be marked as "Confidential."
2. Inform the school leader or counselor from a separate phone or via instant message.
3. Email school leader and Hazel Eng with a summary of the situation and request for review as well as follow up instructions.
4. The school leader and/or counselor will determine if the reporting staff member should make a report to children's services.
 - a. If so, the reporting staff member should contact children's services as the person who initiated the student concern.
 - b. Search online for "children's services in city/county" where the student lives.
 - c. In the email, note the incident number and the agency actions, e.g. if they will open an investigation.

Imminent Danger Reporting Protocols

School Staff associated with California Online Public Schools should follow reporting protocols for imminent danger if a student or family member has an immediate risk to their personal safety.

Imminent danger refers to first-hand, real-time reported information versus second-hand/ hearsay, and is an **immediate threat of harm**.

It is considered imminent danger when a student's apparent perpetrator intends to cause harm, or such danger exists which could reasonably be expected to cause death or serious physical harm.

Students can also engage in imminent danger towards themselves or others. The term imminent or its equivalent (e.g., immediate, threatening, emergent, crisis) is short-term, rather than long-term, danger to self or others. When deciding if a situation is imminent, consider the specific nature or conduct, magnitude, probability, or frequency of harm.

School Staff Responsibilities

1. Upon receipt of the concern, the staff member will do one or both of the following:
 - a. Make a report with local children's services.
 - i. Search online for "children's services in city/county" where the student lives.
 - ii. Note the incident number and the agency actions, e.g. if they will open an investigation. You will add this information to an email in the subsequent steps of the process.
 - b. Contact 911 if it is recommended by the agency or if the student requires immediate medical attention.
 - i. Call 911, either locally or in the city and state, in which the situation is occurring. Have the student's name and address ready.
 - ii. Keep the student engaged in conversation and confirm his or her address or other



Emergency	Action Plan
Evacuation	<p>Fire alarm, flood, bomb threat, or any emergency that requires evacuation from the building</p> <ul style="list-style-type: none"> ● Immediately, all onsite staff will assist with evacuating all students outside calmly and safely. <ul style="list-style-type: none"> ○ A staff member should lead the students, another should be in the middle, and the others should be behind the students ○ No running should be permitted to avoid trampling and/or other potential injuries ○ Always use the stairs if on an upper floor ● Once students are at a safe distance outside, on site staff will do a roll call to ensure that all students are accounted for, including staff. ● If families are onsite during the emergency, staff SHOULD NOT release students until after roll call ● Staff should follow-up with students to ensure that there were no injuries during evacuation and that no emergency assistance is required. ● Depending on the severity of the emergency, at the discretion of a school principal or designee, the event will continue, or the students will be dismissed.
Medical Emergency (Including sudden cardiac arrest or a similar life-threatening medical emergency)	<p>In the event of a medical emergency</p> <ul style="list-style-type: none"> ● Call 911 <ul style="list-style-type: none"> ○ Provide the nature of the emergency ○ Provide the site address & specific location ○ Follow the dispatcher's instructions. If appropriate, the 911 operator will instruct you to begin CPR and implement rescue breathing. <ul style="list-style-type: none"> ▪ *Automatic external defibrillators are located at in the reception area of the school administrative offices. ● The onsite staff must isolate and secure the area or affected student(s) to avoid panic and/or further injuries <ul style="list-style-type: none"> ○ If a student is severely injured, he or she SHOULD NOT be moved unless otherwise instructed by the emergency response team. ● Staff identifies the individual(s) injured and contacts the caretaker(s) immediately ● On site staff informs the school leader, and venue manager of the emergency immediately ● NEVER leave injured student(s) alone. If an ambulance ride is required and the caretaker is not onsite, a staff member should accompany the student(s), if possible ● If an ambulance ride is required, the staff should make a note of the hospital the student(s) is/are being transferred to and follow-up with the family immediately ● Staff MUST complete the Accident/Injury Report and send it to the school leader as soon as possible. ● The event may continue for the uninjured parties. If students are impacted and unable to continue after the incident, they should be dismissed
Assault/Fights	<p>Among students</p> <ul style="list-style-type: none"> ● Staff should ensure the safety of all students and staff ● Staff should de-escalate and diffuse the situation



	<ul style="list-style-type: none"> ● Staff should call 911 if necessary <ul style="list-style-type: none"> ○ Immediately call 911 if weapons are visible/involved ● On site staff should call 911 if a student or students are severely injured and follow the action plan for medical emergencies ● The on-site staff will notify the school leader <ul style="list-style-type: none"> ○ An administrator will notify the caretakers of the students involved ● The on-site staff completes an Incident Report & Accident/Injury Report <ul style="list-style-type: none"> ○ Ask victim(s) and/or witness(es) for their account of the incident ○ Submit an incident report to the school leader <p>Among Caretakers</p> <ul style="list-style-type: none"> ● Staff should ensure the safety of all students and staff and move students away from the location of the incident ● For verbal altercations, staff at their discretion can attempt to de-escalate or diffuse the situation <ul style="list-style-type: none"> ○ If an altercation escalates staff should immediately call 911 ● For physical altercations, DO NOT attempt to de-escalate <ul style="list-style-type: none"> ○ If an onsite security guard is not available, contact 911 ● Call 911 immediately if <ul style="list-style-type: none"> ○ Weapons are visible/involved ○ Someone threatens another's life ○ Unable to de-escalate and altercation is escalating ● On site staff will notify the school leader ● On site staff completes an Incident Report & Accident/Injury Report <ul style="list-style-type: none"> ○ Ask victim(s) and/or witness(es) for their account of the incident ○ Submit an incident report to the school leader within 24 hours.
<p>Active Shooter</p>	<p>Annually all CalOPS staff will</p> <ul style="list-style-type: none"> ● Sign up for an active shooter training course ● Sign up to receive local emergency alerts and register work and personal contact information with any work sponsored alert system ● Make a site-specific plan with administrators and expected onsite staff, and ensure everyone knows what they would do if confronted with an active shooter <ul style="list-style-type: none"> ○ Understand the plans for individuals with disabilities or other access and functional needs ● Describe expectations ● Describe accountability process ● Be trained to <ul style="list-style-type: none"> ○ Be aware of their environment and any possible dangers ○ Look for the two nearest exits ○ Outline an escape path ○ Identify hiding places ○ Say something if suspicious <ul style="list-style-type: none"> ▪ Alert venue manager ▪ Alert local authority <p>In general, how staff should respond to an active shooter will be dictated by the specific circumstances of the encounter.</p>



Active Shooter Outside/Inside the Building

- CALL 911 immediately
 - Try to communicate with police as quietly as possible
 - If you cannot speak, leave the line open and allow the dispatcher to listen
 - If you were able to see the offender(s), give a description of the person(s)
 - If you heard any gunshots or explosions, provide a description and location or approximate location
 - If you observed any victims, give a description of the location and number of victims
 - If you observed any suspicious devices, provide the location and a description
 - Follow dispatchers' instructions
- **If possible**, notify onsite staff and with their assistance
 - Notify other staff and venue manager (*if possible*)
 - Quickly and safely lock and barricade all doors and windows
 - Turn off the lights, close the blinds, and block windows
 - Turn off devices that emit sounds
 - Silence cell phones (make sure they won't vibrate)
 - Quick Head Count - Count the number of students in the room
 - Moving forward this will be the group of students you will be keeping track of
 - If able, write number on hand
- Remain calm and keep students calm
- If there is an opportunity to escape, do so!
 - Quickly and quietly away from the intruder
 - Leave your belongings behind
 - If shooter is close do not attempt, instead run to the nearest room then lock and barricade the door
- Don't hide in groups- spread out along walls or hide separately to make it more difficult for the shooter
- Keep everyone out of plain sight and take cover/protection behind
 - Concrete walls
 - thick tables
 - filing cabinets
- Remain absolutely quiet!
 - If you need to seek help communicate silently ensuring that no light or sounds give away your location
- Stay in place until law enforcement gives you the all clear
 - Your hiding place should be out of the shooter's view and provide protection if shots are fired in your direction.
- Attacking an armed or violent individual is not recommended but is a personal choice when there are no other apparent options

After the incident

Know that law enforcement's first task is to end the incident and apprehend the offender(s) and/or suspect(s) to ensure everyone's safety. Officers may be armed

	<p>with rifles, shotguns, and/or handguns and may use pepper spray or tear gas to control the situation.</p> <ul style="list-style-type: none"> • Keep hands visible and empty <ul style="list-style-type: none"> ○ Universal surrender position, hands empty, palms up and fingers spread • Officers will shout commands and may push individuals to the ground for their safety • Follow law enforcement instructions and evacuate in the direction they come from, unless otherwise instructed • Take care of yourself first, and then you may be able to help the wounded before first responders arrive • Apply direct pressure to wounded areas • Turn wounded people onto their sides if they are unconscious and keep them warm • Attempt to keep wounded alert and conscious by talking to them • Do a head count to ensure your group is accounted for <ul style="list-style-type: none"> ○ Take a roster of students and call the school office ○ Report any injuries ○ Do not leave students alone ○ After the head count if students are missing notify the authorities and have the school notify the caretaker(s) • If possible, attempt to reunite at the agreed meeting spot • Attempt to contact onsite staff if separated • School notifies the school leader and HR/legal department immediately
<p>Fire</p>	<p>If a staff member sees</p> <ul style="list-style-type: none"> • fire • smoke • or smells a gas odor <ol style="list-style-type: none"> 1. Pull the fire alarm and evacuate students and staff, following the steps in the evacuation action plan. 2. Staff must not re-enter the building until the fire service personnel or authorities have declared the building safe.
<p>Weapons or Suspicious Objects/Persons</p>	<p>Observation of, or suspicion of, weapons or threatening objects or persons</p> <p>Suspicion</p> <ul style="list-style-type: none"> • If a student or parent is suspected of having a weapon or object on his or her person, DO NOT search • Immediately notify all present staff, the principal, and venue manager <p>Confirmed</p> <ul style="list-style-type: none"> • Confirmed weapon(s) or hostile persons - DO NOT confront, notify the authorities immediately and follow the instructions from the dispatcher <ul style="list-style-type: none"> ○ Attempt to gather as much information as possible to provide to dispatcher such as: <ul style="list-style-type: none"> ▪ Weapon/Threatening Object ▪ Description



	<ul style="list-style-type: none"> ▪ Location ▪ Hostile Person(s) <ul style="list-style-type: none"> ▪ Description of individual(s) ▪ Location of individual(s) or incident ▪ Direction of travel of individual(s) ▪ Vehicle License Plate, if appropriate and possible • Immediately notify all staff present, the principal, and venue manager • Weapon/Threatening Object <ul style="list-style-type: none"> ○ Stop the event and safely evacuate students and staff, following the evacuation action plan • Hostile Person(s)/Intruder <ul style="list-style-type: none"> ○ Stop the event immediately and GET AWAY <ul style="list-style-type: none"> ▪ If you can safely evacuate with students, do so, following the evacuation action plan ▪ Staff must always accompany students ▪ All groups are unable to safely evacuate together reunite at agreed meeting point ○ HIDE & LOCK DOWN <ul style="list-style-type: none"> ▪ Quickly and safely move to a secure area, lock down the room and lock and cover any windows ▪ Move students away from doors and windows ▪ Remain quiet and maintain lock down until notified by an emergency response official or venue manager that it is safe to move ▪ If it applies, follow the active shooter emergency action plan
<p>Missing Student</p>	<ul style="list-style-type: none"> • Immediately notify all staff present and stop all activity • With assistance from onsite staff notify the principal and venue manager • With the assistance of the venue manager, lockdown the venue immediately • One staff member should stay with the students on-site. The others should actively search all areas and surrounding areas of the site for the missing student(s) • If the student(s) is not found or reached by phone, staff must contact the local authorities and the caretaker(s) <ul style="list-style-type: none"> ○ Follow instructions from dispatcher and/or authorities
<p>Severe Storm</p>	<p>In the event of a severe storm, stop all testing and keep students calm</p> <p>Tornadoes, Hurricanes, or Severe Storms</p> <ul style="list-style-type: none"> • Move all students and staff away from doors and windows • Find a secure place or hall with no windows, glass, and objects that may fall on individuals • Monitor the storm • When appropriate, duck and cover



	<ul style="list-style-type: none"> ● Contact school office immediately <ul style="list-style-type: none"> ○ After the incident, administration will determine the next steps ● Follow the medical emergency plan if any students or staff members are severely injured <p>Earthquakes</p> <ul style="list-style-type: none"> ● Have students and staff stay indoors and seek shelter <ul style="list-style-type: none"> ○ Each pupil and staff member take cover under a table or desk, dropping to his or her knees, with head protected by the arms, and the back to the windows ○ Or stand in a corner or secure location away from shelving or moving objects/furniture ● Stay inside until the shaking is over and then evacuate the building watching for falling items or glass
--	--

Reminder steps to complete after an incident:

- If possible, grab the emergency kit provided which contains emergency action plans, rosters, first-aid kit, and contacts
- If possible, meet at the designated rally point
- Roll call, staff should always maintain a head count and confirm all students and onsite staff are present and not harmed
 - Contact the school office for assistance, if needed
- Staff should always contact the school and inform of incident within 24 hours.
- Depending on the severity of the emergency, at the discretion of the school leader, the event will continue or the students will be dismissed and rescheduled
 - On site staff should document, if not the exact start and end times, the approximate start and end times of the incident.
- If students are to be dismissed, onsite staff should assist students with contacting their families to arrange for pickup
 - Office staff and administration should also assist with contacting families

Procedures to Allow Use of School Buildings for Emergency Shelters

If requested, the use of school office locations will be discussed with a public agency, including the American Red Cross, to determine the feasibility of using school offices and equipment for mass care and welfare shelters during disasters or other emergencies affecting the public health and welfare.

Opioid Overdose Response Protocol

STEP 1: Evaluate for Signs of Overdose.

- All employees will be trained to recognize the following signs of an opioid overdose:
 - Unconsciousness or inability to awaken;
 - Slow or shallow breathing or breathing difficulty, such as choking sounds or a gurgling/snoring noise from a person who cannot be awakened; and
 - Fingernails or lips turning blue/purple.
- If any person is suspected of suffering an overdose, any employee shall first attempt to stimulate the person by:



- Calling the person's name;
- Then, vigorously grinding knuckles into the sternum (breastbone) or rub knuckles on the person's upper lip.
- If the person responds, assess whether he or she can maintain responsiveness and breathing.
- Continue to monitor the person, including breathing and alertness, and try to keep the person awake and alert.
- If unresponsive, call 911, provide rescue breathing if the person is not breathing on their own, and otherwise follow 911 operator instructions until emergency responders arrive.

STEP 2: Call 911.

Calling 911 at the appropriate time is an essential step to getting someone with medical expertise to care for the person suspected of experiencing an opioid overdose. If no emergency medical services (EMS) or other trained personnel are on campus, activate the 911 emergency system immediately. All that needs to be reported is "Someone is unresponsive and not breathing" and then report the specific address and/or description of the location on the campus where the person is located. After relaying this information, follow the dispatcher's instructions. If appropriate, the 911 operator will instruct you to begin CPR and implement rescue breathing. Follow these and all instructions given by 911 operators until emergency responders arrive.

STEP 3: Support the Person's Breathing.

Supporting breathing is an important intervention and may be lifesaving on its own. Rescue breathing can be very effective in supporting respiration, and chest compressions can provide ventilatory support.

- Rescue breathing for adults involves the following steps:
 - Be sure the person's airway is clear (check that nothing inside the person's mouth or throat is blocking the airway).
 - Place one hand on the person's chin, tilt the head back, and pinch the nose closed.
 - Place your mouth over the person's mouth to make a seal and give two slow breaths.
 - Watch for the person's chest (but not the stomach) to rise.
 - Follow up with one breath every 5 seconds.
- Chest compressions for adults involve the following steps:
 - Place the person on his or her back.
 - Press hard and fast on the center of the chest.
 - Keep your arms extended.

STEP 4: Assist Emergency Responders.

After emergency responders arrive on site, assist them with any requests they may have while tending to the individual experiencing the overdose. Keep other students and unnecessary persons out of the way and make sure the path is clear to the individual needing emergency assistance and back to an ambulance, if necessary. Continue to comply with 911 operator instructions until told to hang up.

DO's and DON'T's:

DO attend to the person's breathing and cardiovascular support needs by administering oxygen or performing rescue breathing and/or chest compressions.

DO put the person in the "recovery position" on the side, if you must leave the person unattended for any reason.

DO stay with the person and keep them warm.

DON'T slap or forcefully try to stimulate the person; it will only cause further injury. If you cannot wake the person by shouting, rubbing your knuckles on the sternum, or light pinching, the person may be unconscious.

DON'T put the person into a cold bath or shower. This increases the risk of falling, drowning, or going into shock.



DON'T inject the person with any substance (e.g., saltwater, milk, stimulants). The only safe and appropriate treatment is naloxone.

DON'T try to make the person vomit drugs that may have been swallowed. Choking or inhaling vomit into lungs can cause a fatal injury.

Discipline and Due Process for Students

The school's discipline, suspension, expulsion, and involuntary removal policies are in accordance with students' rights and with applicable law. As a charter school, the delineated suspension and expulsion offenses contained in California Education Code Section 48900 *et seq.* are not applicable to the school. However, the Board has reviewed those sections of California Education Code and utilized similar guidelines when they were deemed appropriate to the desired disciplinary environment of the school.

Board Policies

CalOPS follows formal due process procedures to deal with the discipline of students. Students are guaranteed due process of law. The discipline policies have been developed to identify the types of conduct subject to discipline, to offer an opportunity for a hearing in which the student may present evidence to defend his/her actions, and to ensure due process for the student. Discipline policies are approved by the Board and are reviewed regularly. The Board reviews the policies to be sure they are within all current legal guidelines and that they are consistent with the school's mission and educational program.

Suspensions or expulsions for children designated as exceptional follow all appropriate state and federal policies, regulations, and laws. If a student with a disability violates a code of conduct, he or she will be disciplined according to the discipline measures described herein for up to 10 days. Upon subsequent violations that result in suspensions that exceed 10 days per school year or upon any recommendation for expulsion, the school will determine if the behavior manifested from the student's disability. If the school determines that the violation is not a manifestation of the student's disability, the school will apply the discipline procedures to the student in the same manner and for the same duration as the procedures would be applied to students without disabilities. However, if it is determined that the violation manifested from the student's disability, the school will conduct a functional behavior assessment and develop a behavior plan to address the behavior violation so that it does not recur.

Suspended or expelled students shall be excluded from all school and school-related activities unless otherwise agreed during the period of suspension or expulsion.

A student identified as an individual with disabilities or for whom the Charter School has a basis of knowledge of a suspected disability pursuant to the IDEA or who is qualified for services under Section 504 is subject to the same grounds for suspension and expulsion and is accorded the same due process procedures applicable to general education students except when federal and state law requires additional or different procedures. CalOPS will follow all applicable federal and state laws including but not limited to the applicable provisions of the Education Code, when imposing any form of discipline on a student identified as an individual with disabilities, for whom CalOPS has a basis of knowledge of a suspected disability, or who is otherwise qualified for such services or protections in according due process to such students.

No student shall be involuntarily removed by CalOPS for any reason unless the parent/guardian of the student has been provided written notice of intent to remove the student no less than five (5) school days before the effective date of the action. The written notice shall be in the native language of the student or the student's parent/guardian and shall inform the student, and the student's parent/guardian of the basis for which the student is being involuntarily removed, and the student's parent/guardians right to request a hearing to challenge the involuntary removal. If a student's parent, guardian requests a hearing, CalOPS shall utilize the same hearing procedures specified below for expulsions, before the effective date of the action to involuntarily remove the



student. If the student's parent/guardian requests a hearing, the student shall remain enrolled and shall not be removed until CalOPS issues a final decision. As used herein, "involuntarily removed" includes disenrolled, dismissed, transferred, or terminated, but does not include removals for misconduct which may be grounds for suspension or expulsion as enumerated below. Students may be involuntarily removed for reasons including, but not limited to, failure to comply with the terms of the student's independent study Master Agreement pursuant to Education Code Section 51747(c)(4).

Procedures

A. Grounds for Suspension and Expulsion of Students

A student may be suspended or expelled for prohibited misconduct if the act is related to school activity or school attendance occurring at any time including but not limited to: a) while on school grounds; b) while going to or coming from school; c) during the lunch period, whether on or off the school campus; or d) during, going to, or coming from a school-sponsored activity.

B. Enumerated Offenses

1. Discretionary Suspension Offenses. Students may be suspended when it is determined the student:

- a. Caused, attempted to cause, or threatened to cause physical injury to another person.
- b. Willfully used force or violence upon the person of another, except self-defense.
- c. Unlawfully possessed, used, or otherwise furnished, or was under the influence of any controlled substance, as defined in Health and Safety Code Sections 11053-11058, alcoholic beverage, or intoxicant of any kind.
- d. Unlawfully offered, arranged, or negotiated to sell any controlled substance as defined in Health and Safety Code Sections 11053-11058, alcoholic beverage or intoxicant of any kind, and then sold, delivered or otherwise furnished to any person another liquid substance or material and represented same as controlled substance, alcoholic beverage or intoxicant.
- e. Committed or attempted to commit robbery or extortion.
- f. Caused or attempted to cause damage to school property or private property, which includes but is not limited to, electronic files and databases.
- g. Stole or attempted to steal school property or private property, which includes but is not limited to, electronic files and databases.
- h. Possessed or used tobacco or products containing tobacco or nicotine products, including but not limited to cigars, cigarettes, miniature cigars, clove cigarettes, smokeless tobacco, snuff, chew packets and betel. This section does not prohibit the use of a student's own prescription products by a student.
- i. Committed an obscene act or engaged in habitual profanity or vulgarity.
- j. Unlawfully possessed or unlawfully offered, arranged, or negotiated to sell any drug paraphernalia, as defined in Health and Safety Code Section 11014.5.
- k. Disrupted school activities or otherwise willfully defied the valid authority of supervisors, teachers, administrators, other school officials, or other school personnel engaged in the performance of their duties. This section shall only apply to students in any of grades 9-12, inclusive.
- l. Knowingly received stolen school property or private property, which includes but is not limited to, electronic files and databases.
- m. Possessed an imitation firearm, i.e.: a replica of a firearm that is so substantially similar in physical properties to an existing firearm as to lead a reasonable person to conclude that the replica is a firearm.
- n. Harassed, threatened, or intimidated a student who is a complaining witness or witness in a school disciplinary proceeding for the purpose of preventing that student from being a witness and/or retaliating against that student for being a witness.
- o. Unlawfully offered, arranged to sell, negotiated to sell, or sold the prescription drug Soma.
- p. Engaged in, or attempted to engage in hazing. For the purposes of this policy, "hazing" means a method of initiation or preinitiation into a student organization or body, whether or not the



organization or body is officially recognized by an educational institution, which is likely to cause serious bodily injury or personal degradation or disgrace resulting in physical or mental harm to a former, current, or prospective student. For purposes of this policy, "hazing" does not include athletic events or school-sanctioned events.

- q. Made terroristic threats against school officials and/or school property, which includes but is not limited to, electronic files and databases. For purposes of this policy, "terroristic threat" shall include any statement, whether written or oral, by a person who willfully threatens to commit a crime which will result in death, great bodily injury to another person, or property damage in excess of one thousand dollars (\$1,000), with the specific intent that the statement is to be taken as a threat, even if there is no intent of actually carrying it out, which, on its face and under the circumstances in which it is made, is so unequivocal, unconditional, immediate, and specific as to convey to the person threatened, a gravity of purpose and an immediate prospect of execution of the threat, and thereby causes that person reasonably to be in sustained fear for their own safety or for their immediate family's safety, or for the protection of school property, which includes but is not limited to, electronic files and databases, or the personal property of the person threatened or their immediate family.
- r. Committed sexual harassment, as defined in Education Code Section 212.5. For the purposes of this policy, the conduct described in Section 212.5 must be considered by a reasonable person of the same gender as the victim to be sufficiently severe or pervasive to have a negative impact upon the individual's academic performance or to create an intimidating, hostile, or offensive educational environment. This provision shall apply to students in any of grades 4 to 12, inclusive.
- s. Caused, attempted to cause, threatened to cause or participated in an act of hate violence, as defined in Education Code Section 233(e). This provision shall apply to students in any of grades 4 to 12, inclusive.
- t. Intentionally harassed, threatened or intimidated school personnel or volunteers and/or a student or group of students to the extent of having the actual and reasonably expected effect of materially disrupting class work, creating substantial disorder and invading the rights of either school personnel or volunteers and/or student(s) by creating an intimidating or hostile educational environment. This provision shall apply to students in any of grades 4 to 12, inclusive.
- u. Engaged in an act of bullying, including, but not limited to, bullying committed by means of an electronic act.
 - i. "Bullying" means any severe or pervasive physical or verbal act or conduct, including communications made in writing or by means of an electronic act, and including one or more acts committed by a student or group of students which would be deemed hate violence or harassment, threats, or intimidation, which are directed toward one or more students that has or can be reasonably predicted to have the effect of one or more of the following:
 1. Placing a reasonable student (defined as a student, including, but is not limited to, a student with exceptional needs, who exercises average care, skill, and judgment in conduct for a person of their age, or for a person of their age with exceptional needs) or students in fear of harm to that student's or those students' person or property.
 2. Causing a reasonable student to experience a substantially detrimental effect on their physical or mental health.
 3. Causing a reasonable student to experience substantial interference with their academic performance.
 4. Causing a reasonable student to experience substantial interference with their ability to participate in or benefit from the services, activities, or privileges provided by the Charter School.
 - ii. "Electronic Act" means the creation or transmission originated on or off the school site, by means of an electronic device, including, but not limited to, a telephone, wireless telephone, or other wireless communication device, computer, or pager, of a



communication, including, but not limited to, any of the following:

1. A message, text, sound, video, or image.
2. A post on a social network Internet Web site including, but not limited to:
 - a. Posting to or creating a burn page. A “burn page” means an Internet Web site created for the purpose of having one or more of the effects as listed in subparagraph (ii) above.
 - b. Creating a credible impersonation of another actual student for the purpose of having one or more of the effects listed in subparagraph (ii) above. “Credible impersonation” means to knowingly and without consent impersonate a student for the purpose of bullying the student and such that another student would reasonably believe, or has reasonably believed, that the student was or is the student who was impersonated.
 - c. Creating a false profile for the purpose of having one or more of the effects listed in subparagraph (ii) above. “False profile” means a profile of a fictitious student or a profile using the likeness or attributes of an actual student other than the student who created the false profile.
3. An act of cyber sexual bullying.
 - a. For purposes of this policy, “cyber sexual bullying” means the dissemination of, or the solicitation or incitement to disseminate, a photograph or other visual recording by a student to another student or to school personnel by means of an electronic act that has or can be reasonably predicted to have one or more of the effects described in subparagraphs (1) to (4), inclusive, of paragraph (ii). A photograph or other visual recording, as described above, shall include the depiction of a nude, semi-nude, or sexually explicit photograph or other visual recording of a minor where the minor is identifiable from the photograph, visual recording, or other electronic act.
 - b. For purposes of this policy, “cyber sexual bullying” does not include a depiction, portrayal, or image that has any serious literary, artistic, educational, political, or scientific value or that involves athletic events or school-sanctioned activities.
- iii. Notwithstanding subparagraphs (ii) and (iii) above, an electronic act shall not constitute pervasive conduct solely on the basis that it has been transmitted on the Internet or is currently posted on the Internet.
- v. A student who aids or abets, as defined in Penal Code Section 31, the infliction or attempted infliction of physical injury to another person may be subject to suspension, but not expulsion, except that a student who has been adjudged by a juvenile court to have committed, as an aider and abettor, a crime of physical violence in which the victim suffered great bodily injury or serious bodily injury shall be subject to discipline pursuant to subdivision (1)(a)-(b).
- w. Possessed, sold, or otherwise furnished any knife or other dangerous object of no reasonable use to the student unless, in the case of possession of any object of this type, the student had obtained written permission to possess the item from a certificated school employee, with the Executive Director or designee’s concurrence.

2. Non-Discretionary Suspension Offenses: Students must be suspended and recommended for expulsion when it is determined the student:

- a. Possessed, sold, or otherwise furnished any firearm, explosive, or other destructive device unless, in the case of possession of any device of this type, the student had obtained written permission to possess the item from a certificated school employee, with the Superintendent or designee’s concurrence.
- b. Brandished a knife at another person.
- c. Unlawfully sold a controlled substance listed in Health and Safety Code Section 11053, *et seq.*
- d. Committed or attempted to commit a sexual assault as defined in Penal Code Sections 261, 266c,



286, 287, 288, or 289 or former Section 288a of the Penal Code, or committed a sexual battery as defined in Penal Code Section 243.4.

3. Discretionary Expellable Offenses: Students may be recommended for expulsion when it is determined the student:

- a. Caused, attempted to cause, or threatened to cause physical injury to another person.
- b. Willfully used force or violence upon the person of another, except self-defense.
- c. Unlawfully possessed, used, or otherwise furnished, or was under the influence of any controlled substance, as defined in Health and Safety Code Sections 11053-11058, alcoholic beverage, or intoxicant of any kind.
- d. Unlawfully offered, arranged, or negotiated to sell any controlled substance as defined in Health and Safety Code Sections 11053-11058, alcoholic beverage or intoxicant of any kind, and then sold, delivered or otherwise furnished to any person another liquid substance or material and represented same as controlled substance, alcoholic beverage or intoxicant.
- e. Committed or attempted to commit robbery or extortion.
- f. Caused or attempted to cause damage to school property or private property, which includes but is not limited to, electronic files and databases.
- g. Stole or attempted to steal school property or private property, which includes but is not limited to, electronic files and databases.
- h. Possessed or used tobacco or products containing tobacco or nicotine products, including but not limited to cigars, cigarettes, miniature cigars, clove cigarettes, smokeless tobacco, snuff, chew packets and betel. This section does not prohibit the use of a student's own prescription products by a student.
- i. Committed an obscene act or engaged in habitual profanity or vulgarity.
- j. Unlawfully possessed or unlawfully offered, arranged, or negotiated to sell any drug paraphernalia, as defined in Health and Safety Code Section 11014.5.
- k. Knowingly received stolen school property or private property, which includes but is not limited to, electronic files and databases.
- l. Possessed an imitation firearm, i.e.: a replica of a firearm that is so substantially similar in physical properties to an existing firearm as to lead a reasonable person to conclude that the replica is a firearm.
- m. Harassed, threatened, or intimidated a student who is a complaining witness or witness in a school disciplinary proceeding for the purpose of preventing that student from being a witness and/or retaliating against that student for being a witness.
- n. Unlawfully offered, arranged to sell, negotiated to sell, or sold the prescription drug Soma.
- o. Engaged in, or attempted to engage in hazing. For the purposes of this policy, "hazing" means a method of initiation or preinitiation into a student organization or body, whether or not the organization or body is officially recognized by an educational institution, which is likely to cause serious bodily injury or personal degradation or disgrace resulting in physical or mental harm to a former, current, or prospective student. For purposes of this policy, "hazing" does not include athletic events or school-sanctioned events.
- p. Made terroristic threats against school officials and/or school property, which includes but is not limited to, electronic files and databases. For purposes of this policy, "terroristic threat" shall include any statement, whether written or oral, by a person who willfully threatens to commit a crime which will result in death, great bodily injury to another person, or property damage in excess of one thousand dollars (\$1,000), with the specific intent that the statement is to be taken as a threat, even if there is no intent of actually carrying it out, which, on its face and under the circumstances in which it is made, is so unequivocal, unconditional, immediate, and specific as to convey to the person threatened, a gravity of purpose and an immediate prospect of execution of the threat, and thereby causes that person reasonably to be in sustained fear for their own safety or for their immediate family's safety, or for the protection of school property, which includes but is not limited to, electronic files and databases, or the personal property of the person threatened



- or their immediate family.
- q. Committed sexual harassment, as defined in Education Code Section 212.5. For the purposes of this policy, the conduct described in Section 212.5 must be considered by a reasonable person of the same gender as the victim to be sufficiently severe or pervasive to have a negative impact upon the individual's academic performance or to create an intimidating, hostile, or offensive educational environment. This provision shall apply to students in any of grades 4 to 12, inclusive.
 - r. Caused, attempted to cause, threatened to cause or participated in an act of hate violence, as defined in Education Code Section 233(e). This provision shall apply to students in any of grades 4 to 12, inclusive.
 - s. Intentionally harassed, threatened or intimidated school personnel or volunteers and/or a student or group of students to the extent of having the actual and reasonably expected effect of materially disrupting class work, creating substantial disorder and invading the rights of either school personnel or volunteers and/or student(s) by creating an intimidating or hostile educational environment. This provision shall apply to students in any of grades 4 to 12, inclusive.
 - t. Engaged in an act of bullying, including, but not limited to, bullying committed by means of an electronic act.
 - i. "Bullying" means any severe or pervasive physical or verbal act or conduct, including communications made in writing or by means of an electronic act, and including one or more acts committed by a student or group of students which would be deemed hate violence or harassment, threats, or intimidation, which are directed toward one or more students that has or can be reasonably predicted to have the effect of one or more of the following:
 1. Placing a reasonable student (defined as a student, including, but is not limited to, a student with exceptional needs, who exercises average care, skill, and judgment in conduct for a person of their age, or for a person of their age with exceptional needs) or students in fear of harm to that student's or those students' person or property.
 2. Causing a reasonable student to experience a substantially detrimental effect on their physical or mental health.
 3. Causing a reasonable student to experience substantial interference with their academic performance.
 4. Causing a reasonable student to experience substantial interference with their ability to participate in or benefit from the services, activities, or privileges provided by the Charter School.
 - ii. "Electronic Act" means the creation or transmission originated on or off the school site, by means of an electronic device, including, but not limited to, a telephone, wireless telephone, or other wireless communication device, computer, or pager, of a communication, including, but not limited to, any of the following:
 1. A message, text, sound, video, or image.
 2. A post on a social network Internet Web site including, but not limited to:
 - a. Posting to or creating a burn page. A "burn page" means an Internet Web site created for the purpose of having one or more of the effects as listed in subparagraph (i) above.
 - b. Creating a credible impersonation of another actual student for the purpose of having one or more of the effects listed in subparagraph (i) above. "Credible impersonation" means to knowingly and without consent impersonate a student for the purpose of bullying the student and such that another student would reasonably believe, or has reasonably believed, that the student was or is the student who was impersonated.
 - c. Creating a false profile for the purpose of having one or more of the effects listed in subparagraph (i) above. "False profile" means a profile of a fictitious student or a profile using the likeness or attributes of an actual student



other than the student who created the false profile.

3. An act of cyber sexual bullying.
 - a. For purposes of this policy, "cyber sexual bullying" means the dissemination of, or the solicitation or incitement to disseminate, a photograph or other visual recording by a student to another student or to school personnel by means of an electronic act that has or can be reasonably predicted to have one or more of the effects described in subparagraphs (1) to (4), inclusive, of paragraph (i). A photograph or other visual recording, as described above, shall include the depiction of a nude, semi-nude, or sexually explicit photograph or other visual recording of a minor where the minor is identifiable from the photograph, visual recording, or other electronic act.
 - b. For purposes of this policy, "cyber sexual bullying" does not include a depiction, portrayal, or image that has any serious literary, artistic, educational, political, or scientific value or that involves athletic events or school-sanctioned activities.
 - iii. Notwithstanding subparagraphs (i) and (ii) above, an electronic act shall not constitute pervasive conduct solely on the basis that it has been transmitted on the Internet or is currently posted on the Internet.
 - u. A student who aids or abets, as defined in Penal Code Section 31, the infliction or attempted infliction of physical injury to another person may be subject to suspension, but not expulsion, except that a student who has been adjudged by a juvenile court to have committed, as an aider and abettor, a crime of physical violence in which the victim suffered great bodily injury or serious bodily injury shall be subject to discipline pursuant to subdivision (3)(a)-(b).
 - v. Possessed, sold, or otherwise furnished any knife or other dangerous object of no reasonable use to the student unless, in the case of possession of any object of this type, the student had obtained written permission to possess the item from a certificated school employee, with the Superintendent or designee's concurrence.
4. **Non-Discretionary Expellable Offenses: Students must be recommended for expulsion when it is determined pursuant to the procedures below that the student:**
- a. Possessed, sold, or otherwise furnished any firearm, explosive, or other destructive device unless, in the case of possession of any device of this type, the student had obtained written permission to possess the item from a certificated school employee, with the Superintendent or designee's concurrence.
 - b. Brandished a knife at another person.
 - c. Unlawfully sold a controlled substance listed in Health and Safety Code Section 11053, *et seq.*
 - d. Committed or attempted to commit a sexual assault as defined in Penal Code Sections 261, 266c, 286, 287, 288, or 289 or former Section 288a of the Penal Code, or committed a sexual battery as defined in Penal Code Section 243.4.

If it is determined by the Administrative Panel and/or Board of Directors that a student has brought a firearm or destructive device, as defined in Section 921 of Title 18 of the United States Code, on to campus or to have possessed a firearm or destructive device on campus, the student shall be expelled for one year, pursuant to the Federal Gun Free Schools Act of 1994. In such instances, the student shall be provided due process rights of notice and a hearing as required in this policy.

CalOPS will use the following definitions:

- The term "knife" means (A) any dirk, dagger, or other weapon with a fixed, sharpened blade fitted primarily for stabbing; (B) a weapon with a blade fitted primarily for stabbing; (C) a weapon with a blade longer than 3½ inches; (D) a folding knife with a blade that locks into place; or (E) a razor with an unguarded blade.
- The term "firearm" means (A) any weapon (including a starter gun) which will or is designed to or may readily be converted to expel a projectile by the action of an explosive; (B) the frame or receiver of any



such weapon; (C) any firearm muffler or firearm silencer; or (D) any destructive device. Such a term does not include an antique firearm.

- The term “destructive device” means any explosive, incendiary, or poison gas, including but not limited to: (A) bomb; (B) grenade; (C) rocket having a propellant charge of more than four ounces; (D) missile having an explosive or incendiary charge of more than one-quarter ounce; (E) mine; or (F) device similar to any of the devices described in the preceding clauses.

C. Suspension Procedure

Suspensions shall be initiated according to the following procedures:

1. Conference

Suspension shall be preceded, if possible, by a conference conducted by the Superintendent or designee with the student and the student’s parent/guardian and, whenever practical, the teacher, supervisor or CalOPS employee who referred the student to the Superintendent or designee.

The conference may be omitted if the Superintendent or designee determines that an emergency situation exists. An “emergency situation” involves a clear and present danger to the lives, safety or health of students or CalOPS personnel. If a student is suspended without this conference, both the parent/guardian and the student shall be notified of the student’s right to return to school for the purpose of a conference.

At the conference, the student shall be informed of the reason for the disciplinary action and the evidence against the student and shall be given the opportunity to present their version and evidence in their defense, in accordance with Education Code Section 47605(c)(5)(J)(i). This conference shall be held within two (2) school days, unless the student waives this right or is physically unable to attend for any reason including, but not limited to, incarceration or hospitalization. The conference shall be held as soon as the student is physically able to return to school for the conference. Penalties shall not be imposed on a student for failure of the student’s parent or guardian to attend a conference with Charter School officials. Reinstatement of the suspended student shall not be contingent upon attendance by the student’s parent/guardian at the conference.

2. Notice to Parents/Guardians

At the time of the suspension, an administrator or designee shall make a reasonable effort to contact the parent/guardian in person, by email, or by telephone. Whenever a student is suspended, the parent/guardian shall be notified in writing of the suspension and the date of return following suspension. This notice shall state the specific offense(s) committed by the student as well as the date the student may return to school following the suspension. If CalOPS officials wish to ask the parent/guardian to confer regarding matters pertinent to the suspension, the notice may request that the parent/guardian respond to such requests without delay.

3. Suspension Time Limits/Recommendation for Expulsion

Suspensions, when not including a recommendation for expulsion, shall not exceed five (5) consecutive school days per suspension. Upon a recommendation of expulsion by the Superintendent or designee, the student and the student’s parent/guardian shall be invited to a conference to determine if the suspension for the student should be extended pending an expulsion hearing. In such instances when CalOPS has determined a suspension period shall be extended, such extension shall be made only after a conference is held with the student and the student’s parent/guardian, unless the student and the student’s parent/guardian fail to attend the conference.

This determination will be made by the Superintendent or designee upon either of the following: 1) the student’s presence will be disruptive to the education process; or 2) the student poses a threat or danger to others. Upon either determination, the student’s suspension will be extended pending the results of an expulsion hearing.

4. Homework Assignments During Suspension

In accordance with Education Code Section 47606.2(a), upon the request of a parent, a legal guardian or other person holding the right to make education decisions for the student, or the affected student, a teacher shall provide to a student in any of grades 1 to 12, inclusive, who has been suspended from school for two (2) or more school days, the homework that the student would otherwise have been assigned.



In accordance with Education Code Section 47606.2(b), if a homework assignment that is requested pursuant to Section 47606.2(a) and turned into the teacher by the student either upon the student's return to school from suspension or within the timeframe originally prescribed by the teacher, whichever is later, is not graded before the end of the academic term, that assignment shall not be included in the calculation of the student's overall grade in the class.

D. Authority to Expel

As required by Education Code Section 47605(c)(5)(J)(ii), students recommended for expulsion are entitled to a hearing adjudicated by a neutral officer to determine whether the student should be expelled. The procedures herein provide for such a hearing and the notice of said hearing, as required by law.

A student may be expelled either by the neutral and impartial CalOPS Board of Directors following a hearing before it or by the CalOPS Board of Directors upon the recommendation of a neutral and impartial Administrative Panel, to be assigned by the Board of Directors as needed. The Administrative Panel shall consist of at least three (3) members who are certificated and neither a teacher of the student nor a member of the CalOPS School Board of Directors. Each entity shall be presided over by a designated neutral hearing chairperson. The Administrative Panel may recommend expulsion of any student found to have committed an expellable offense, and the Board of Directors shall make the final determination.

E. Expulsion Procedures

Students recommended for expulsion are entitled to a hearing to determine whether the student should be expelled. Unless postponed for good cause, the hearing shall be held within thirty (30) school days after the Superintendent or designee determines that the student has committed an expellable offense and recommends the student for expulsion.

In the event an Administrative Panel hears the case, it will make a recommendation to the Board for a final decision whether to expel. The hearing shall be held in closed session (complying with all student confidentiality rules under the Family Educational Rights and Privacy Act ("FERPA")) unless the student makes a written request for a public hearing in open session three (3) days prior to the date of the scheduled hearing.

Written notice of the hearing shall be forwarded to the student and the student's parent/guardian at least ten (10) calendar days before the date of the hearing. Upon mailing the notice, it shall be deemed served upon the student. The notice shall include:

1. The date and place of the expulsion hearing;
2. A statement of the specific facts, charges and offenses upon which the proposed expulsion is based;
3. A copy of the CalOPS disciplinary rules which relate to the alleged violation;
4. Notification of the student's or parent/guardian's obligation to provide information about the student's status at CalOPS to any other school district or school to which the student seeks enrollment;
5. The opportunity for the student and/or the student's parent/guardian to appear in person or to employ and be represented by counsel or a non-attorney advisor;
6. The right to inspect and obtain copies of all documents to be used at the hearing;
7. The opportunity to confront and question all witnesses who testify at the hearing;
8. The opportunity to question all evidence presented and to present oral and documentary evidence on the student's behalf including witnesses.

F. Special Procedures for Expulsion Hearings Involving Sexual Assault or Battery Offenses

CalOPS may, upon a finding of good cause, determine that the disclosure of either the identity of the witness or the testimony of that witness at the hearing, or both, would subject the witness to an unreasonable risk of psychological or physical harm. Upon this determination, the testimony of the witness may be presented at the hearing in the form of sworn declarations that shall be examined only by CalOPS or the hearing officer. Copies of these sworn declarations, edited to delete the name and identity of the witness, shall be made available to the student.

- a. The complaining witness in any sexual assault or battery case must be provided with a copy of the



applicable disciplinary rules and advised of their right to (a) receive five (5) days' notice of their scheduled testimony; (b) have up to two (2) adult support persons of their choosing present in the hearing at the time the complaining witness testifies, which may include a parent/guardian, or legal counsel; and (c) elect to have the hearing closed while testifying.

- b. CalOPS must also provide the victim a room separate from the hearing room for the complaining witness' use prior to and during breaks in testimony.
- c. At the discretion of the entity conducting the expulsion hearing, the complaining witness shall be allowed periods of relief from examination and cross-examination during which the complaining witness may leave the hearing room.
- d. The entity conducting the expulsion hearing may also arrange the seating within the hearing room to facilitate a less intimidating environment for the complaining witness.
- e. The entity conducting the expulsion hearing may also limit time for taking the testimony of the complaining witness to the hours the complaining witness is normally in school, if there is no good cause to take the testimony during other hours.
- f. Prior to a complaining witness testifying, the support persons must be admonished that the hearing is confidential. Nothing in the law precludes the entity presiding over the hearing from removing a support person whom the presiding person finds is disrupting the hearing. The entity conducting the hearing may permit any one of the support persons for the complaining witness to accompany the complaining witness to the witness stand.
- g. If one or both of the support persons is also a witness, CalOPS must present evidence that the witness' presence is both desired by the witness and will be helpful to CalOPS. The entity presiding over the hearing shall permit the witness to stay unless it is established that there is a substantial risk that the testimony of the complaining witness would be influenced by the support person, in which case the presiding official shall admonish the support person or persons not to prompt, sway, or influence the witness in any way. Nothing shall preclude the presiding officer from exercising their discretion to remove a person from the hearing whom they believe is prompting, swaying, or influencing the witness.
- h. The testimony of the support person shall be presented before the testimony of the complaining witness and the complaining witness shall be excluded from the courtroom during that testimony.
- i. Especially for charges involving sexual assault or battery, if the hearing is to be conducted in public at the request of the student being expelled, the complaining witness shall have the right to have their testimony heard in a closed session when testifying at a public meeting would threaten serious psychological harm to the complaining witness and there are no alternative procedures to avoid the threatened harm. The alternative procedures may include videotaped depositions or contemporaneous examination in another place communicated to the hearing room by means of closed-circuit television.
- j. Evidence of specific instances of a complaining witness' prior sexual conduct is presumed inadmissible and shall not be heard absent a determination by the entity conducting the hearing that extraordinary circumstances exist requiring the evidence be heard. Before such a determination regarding extraordinary circumstances can be made, the witness shall be provided notice and an opportunity to present opposition to the introduction of the evidence. In the hearing on the admissibility of the evidence, the complaining witness shall be entitled to be represented by a parent, legal counsel, or other support person. Reputation or opinion evidence regarding the sexual behavior of the complaining witness is not admissible for any purpose.

G. Record of Hearing

A record of the hearing shall be made and may be maintained by any means, including electronic recording, as long as a reasonably accurate and complete written transcription of the proceedings can be made.

H. Presentation of Evidence

While technical rules of evidence do not apply to expulsion hearings, evidence may be admitted and used as proof only if it is the kind of evidence on which reasonable persons can rely in the conduct of serious affairs. A



recommendation by the Administrative Panel to expel must be supported by substantial evidence that the student committed an expellable offense. Findings of fact shall be based solely on the evidence at the hearing. While hearsay evidence is admissible, no decision to expel shall be based solely on hearsay. Sworn declarations may be admitted as testimony from witnesses of whom the Board or Administrative Panel determines that disclosure of their identity or testimony at the hearing may subject them to an unreasonable risk of physical or psychological harm.

If, due to a written request by the expelled student, the hearing is held at a public meeting, and the charge is committing or attempting to commit a sexual assault or committing a sexual battery as defined in Education Code Section 48900, a complaining witness shall have the right to have their testimony heard in a session closed to the public.

I. Expulsion Decision

The decision of the Administrative Panel shall be in the form of written findings of fact and a written recommendation to the Board of Directors, which will make a final determination regarding the expulsion. The Board of Directors shall make the final determination regarding the expulsion within ten (10) school days following the conclusion of the hearing. The decision of the Board of Directors is final.

If the Administrative Panel decides not to recommend expulsion, or the Board of Directors ultimately decides not to expel, the student shall immediately be returned to their previous educational program.

J. Written Notice to Expel

The Superintendent or designee, following a decision of the Board of Directors to expel, shall send written notice of the decision to expel, including the Board of Directors' adopted findings of fact, to the student and student's parent/guardian. This notice shall also include the following: (a) Notice of the specific offense committed by the student; and (b) Notice of the student's or parent/guardian's obligation to inform any new district in which the student seeks to enroll of the student's status with the Charter School.

The Superintendent or designee shall send a copy of the written notice of the decision to expel to the chartering authority. This notice shall include the following: (a) The student's name; and (b) The specific expellable offense committed by the student.

K. Disciplinary Records

CalOPS shall maintain records of all student suspensions and expulsions at CalOPS. Such records shall be made available to the chartering authority upon request.

L. No Right to Appeal

The student shall have no right of appeal from expulsion from CalOPS as the CalOPS Board of Directors' decision to expel shall be final.

M. Expelled Students/Alternative Education

Pupils who are expelled shall be responsible for seeking alternative education programs including, but not limited to, programs within the County or their school district of residence. CalOPS shall work cooperatively with parents/guardians as requested by parents/guardians or by the school district of residence to assist with locating alternative placements during expulsion.

N. Rehabilitation Plans

Students who are expelled from CalOPS shall be given a rehabilitation plan upon expulsion as developed by the Board of Directors at the time of the expulsion order, which may include, but is not limited to, periodic review as well as assessment at the time of review for readmission. The rehabilitation plan should include a date not later than one (1) year from the date of expulsion when the student may reapply to CalOPS for readmission.

O. Readmission or Admission of Previously Expelled Student

The decision to readmit a student after the end of the student's expulsion term or to admit a previously expelled student from another school district or charter school who has not been readmitted/admitted to another school



or school district after the end of the student's expulsion term, shall be in the sole discretion of the Board of Directors following a meeting with the Superintendent or designee and the student and student's parent/guardian to determine whether the student has successfully completed the rehabilitation plan and to determine whether the student poses a threat to others or will be disruptive to the school environment. The Superintendent or designee shall make a recommendation to the Board of Directors following the meeting regarding the Superintendent's or designee's determination. The Board shall then make a final decision regarding readmission or admission of the student during the closed session of a public meeting, reporting out any action taken during closed session consistent with the requirements of the Brown Act. The student's readmission is also contingent upon CalOPS's capacity at the time the student seeks readmission or admission to CalOPS.

P. Notice to Teachers

CalOPS shall notify teachers of each student who has engaged in or is reasonably suspected to have engaged in any of the acts listed in Education Code Section 49079 and the corresponding enumerated offenses set forth above.

Q. Involuntary Removal for Truancy

In accordance with Education Code Section 51747 and the CalOPS's Board policy on independent study, after missing the number of assignments indicated on the Master Agreement, an evaluation is held to determine whether it is in the best interest of the student to remain in independent study. If it is determined that it is not in the student's best interest to remain in independent study, CalOPS may involuntarily remove the student after CalOPS follows the requirements of the Missed Assignment Policy or similar and only after providing notice and an opportunity for a parent, guardian, educational rights holder to request a hearing prior to any involuntary removal as forth herein. Students who are involuntarily removed for truancy shall be given a rehabilitation plan and shall be subject to the readmission procedures set forth herein.

R. Special Procedures for the Consideration of Suspension and Expulsion or Involuntary Removal of Students with Disabilities

1. Notification of SELPA

- a. CalOPS shall immediately notify the SELPA and coordinate the procedures in this policy with the SELPA of the discipline of any student with a disability or student that CalOPS or the SELPA would be deemed to have knowledge that the student had a disability.

2. Services During Suspension

- a. Students suspended for more than ten (10) school days in a school year shall continue to receive services so as to enable the student to continue to participate in the general education curriculum, although in another setting (which could constitute a change of placement and the student's IEP would reflect this change), and to progress toward meeting the goals set out in the child's IEP/504 Plan; and receive, as appropriate, a functional behavioral assessment and behavioral intervention services and modifications, that are designed to address the behavior violation so that it does not recur. These services may be provided in an interim alternative educational setting.

3. Procedural Safeguards/Manifestation Determination

- a. Within ten (10) school days of a recommendation for expulsion or any decision to change the placement of a child with a disability because of a violation of a code of student conduct, CalOPS, the parent/guardian and relevant members of the IEP/504 Team shall review all relevant information in the student's file, including the child's IEP/504 Plan, any teacher observations, and
- b. any relevant information provided by the parent/guardian to determine:
 - i. If the conduct in question was caused by, or had a direct and substantial relationship to, the child's disability; or
 - ii. If the conduct in question was the direct result of the local educational agency's failure to implement the IEP/504 Plan.

If CalOPS, the parent/guardian, and relevant members of the IEP/504 Team determine that either of the above is applicable for the child, the conduct shall be determined to be a manifestation of the child's disability.



If CalOPS, the parent/guardian, and relevant members of the IEP/504 Team make the determination that the conduct was a manifestation of the child's disability, the IEP/504 Team shall:

- i. Conduct a functional behavioral assessment and implement a behavioral intervention plan for such child, provided that the Charter School had not conducted such assessment prior to such determination before the behavior that resulted in a change in placement;
- ii. If a behavioral intervention plan has been developed, review the behavioral intervention plan if the child already has such a behavioral intervention plan, and modify it, as necessary, to address the behavior; and
- iii. Return the child to the placement from which the child was removed, unless the parent/guardian and CalOPS agree to a change of placement as part of the modification of the behavioral intervention plan.

If the CalOPS, the parent/guardian, and relevant members of the IEP/504 Team determine that the behavior was not a manifestation of the student's disability and that the conduct in question was not a direct result of the failure to implement the IEP/504 Plan, then CalOPS may apply the relevant disciplinary procedures to children with disabilities in the same manner and for the same duration as the procedures would be applied to students without disabilities.

4. Due Process Appeals

The parent/guardian of a child with a disability who disagrees with any decision regarding placement, or the manifestation determination, or CalOPS believes that maintaining the current placement of the child is substantially likely to result in injury to the child or to others, may request an expedited administrative hearing through the Special Education Unit of the Office of Administrative Hearings or by utilizing the dispute provisions of the 504 Policy and Procedures.

When an appeal relating to the placement of the student or the manifestation determination has been requested by either the parent/guardian or CalOPS the student shall remain in the interim alternative educational setting pending the decision of the hearing officer in accordance with state and federal law, including 20 U.S.C. Section 1415(k), until the expiration of the forty-five (45) day time period provided for in an interim alternative educational setting, unless the parent/guardian and CalOPS agree otherwise.

In accordance with 20 U.S.C. Section 1415(k)(3), if a parent/guardian disagrees with any decision regarding placement, or the manifestation determination, or if CalOPS believes that maintaining the current placement of the child is substantially likely to result in injury to the child or to others, the parent/guardian, or CalOPS may request a hearing.

In such an appeal, a hearing officer may: (1) return a child with a disability to the placement from which the child was removed; or (2) order a change in placement of a child with a disability to an appropriate interim alternative educational setting for not more than 45 school days if the hearing officer determines that maintaining the current placement of such child is substantially likely to result in injury to the child or to others.

5. Special Circumstances

CalOPS personnel may consider any unique circumstances on a case-by-case basis when determining whether to order a change in placement for a child with a disability who violates a code of student conduct. The Superintendent or designee may remove a student to an interim alternative educational setting for not more than forty-five (45) school days without regard to whether the behavior is determined to be a manifestation of the student's disability in cases where a student:

- a. Carries or possesses a weapon, as defined in 18 U.S.C. Section 930, to or at school, on school premises, or to or at a school function;
- b. Knowingly possesses or uses illegal drugs, or sells or solicits the sale of a controlled substance, while at school, on school premises, or at a school function; or



- c. Has inflicted serious bodily injury, as defined by 20 U.S.C. Section 1415(k)(7)(D), upon a person while at school, on school premises, or at a school function.

6. Interim Alternative Educational Setting

The student's interim alternative educational setting shall be determined by the student's IEP/504 Team.

7. Procedures for Students Not Yet Eligible for Special Education Services

A student who has not been identified as an individual with disabilities pursuant to IDEA and who has violated the CalOPS's disciplinary procedures may assert the procedural safeguards granted under this administrative regulation only if CalOPS had knowledge that the student was disabled before the behavior occurred.

CalOPS shall be deemed to have knowledge that the student had a disability if one of the following conditions exists:

- a. The parent/guardian has expressed concern in writing, or orally if the parent/guardian does not know how to write or has a disability that prevents a written statement, to CalOPS supervisory or administrative personnel, or to one of the child's teachers, that the student is in need of special education or related services.
- b. The parent/guardian has requested an evaluation of the child.
- c. The child's teacher, or other CalOPS personnel, has expressed specific concerns about a pattern of behavior demonstrated by the child, directly to the director of special education or to other CalOPS supervisory personnel.

If CalOPS knew or should have known the student had a disability under any of the three (3) circumstances described above, the student may assert any of the protections available to IDEA-eligible children with disabilities, including the right to stay-put.

If CalOPS had no basis for knowledge of the student's disability, it shall proceed with the proposed discipline. CalOPS shall conduct an expedited evaluation if requested by the parents; however, the student shall remain in the education placement determined by CalOPS pending the results of the evaluation.

CalOPS shall not be deemed to have knowledge that the student had a disability if the parent/guardian has not allowed an evaluation, refused services, or if the student has been evaluated and determined to not be eligible.

Notification of Dangerous Pupils

In accordance with state law, the Superintendent shall inform the teacher of a student who has committed any acts which constitute grounds for suspension or expulsion. Any information received by a teacher shall remain confidential and shall not be further disseminated.

Preventing Workplace Harassment

We unequivocally prohibit the harassment or intimidation of our employees based on age, race, color, religion, sex, pregnancy, gender identity, national origin, physical or mental disability, sexual orientation, marital status, veteran status, protected genetic information, or any other category protected by federal, state, or local law. We do not tolerate harassment or hostile actions in the workplace and take prompt action to correct any such situation.

Harassment is a form of discrimination that occurs when someone engages in unwelcome and reasonably offensive conduct based on a protected characteristic, and that conduct could adversely affect an employee's working conditions. This Policy applies to harassment of any employee by another employee, by a supervisor or manager, or by any other individual with whom an employee interacts in the course of his or her employment, including but not limited to customers, clients, vendors, suppliers, contractors, or other similar individuals.

Further, no employee will be punished or treated unfavorably because he or she refuses to submit to or



participate in sexual harassment, and no employee will be rewarded or treated favorably because he or she submits to or participates in such conduct.

DEFINITION

Harassment can result from a broad range of actions, including, but not limited to:

- Verbal conduct: comments that that could be considered harassing if they are likely to offend a reasonable person
- Visual conduct: visual materials that contribute to a hostile work environment by their sexually explicit or derogatory nature
- Physical conduct: touching that a reasonable person would find offensive
- Sexual Harassment: any unwelcome or unwanted conduct of a sexual nature, whether verbal, nonverbal, or physical, where:
 - It is expressed or implied that an employee's submission to or refusal of the conduct will have any effect on his or her employment, job assignment, wages, evaluation, promotion, training, future job opportunities, or other terms or condition of employment, or where such submission or refusal is used as a factor in decisions relating to the person's employment; or
 - The conduct substantially interferes with an individual's employment by creating an intimidating, hostile, or offensive work environment.

Some examples of sexually harassing conduct include, but are not limited to, the following:

- Unwanted sexual advances, or requests or demands for sexual favors or sexual acts;
- Verbal or physical conduct of a sexual nature that is not welcomed by another employee, such as repeated sexual flirtation, advances, innuendo, propositions, gestures, jokes, or mockery;
- The display or distribution of sexually-oriented objects, pictures, or literature, including illustrations, drawings or cartoons, including materials downloaded from computer systems via the internet, electronic mail, or other sources; or
- Any uninvited and unwelcome physical contact.

This Policy applies in the workplace and in any other work-related settings, such as business trips, sales meetings, conventions, or business-related social events: we expect employees to conduct themselves in a professional manner in the workplace and at any other time they are representing us. Such conduct is essential to promote quality work, and to ensure a work environment free of discrimination. Physical conduct of a sexual nature, even if welcomed by another employee, is prohibited in the workplace, or in any work-related setting.

Please refer to the online Harassment Training provided at the start of your employment for more detailed information on all forms of harassment and our policies on harassment.

INTERACTION WITH STUDENTS

Any employee who interacts with students in the course of their job should be familiar with and comply with the policies contained within the Student and Family Policy Catalog as it pertains to harassment or treatment of students. Harassment or treatment of a student that is prohibited by the Student and Family Policy Catalog is not tolerated and any employee who violates the policies in the Student and Family Policy Catalog may receive disciplinary action.

SANCTIONS

Any employee, supervisor, or manager, at any level, who violates this Policy, will be subject to discipline up to and including termination of employment.

COMPLAINT PROCEDURE

We encourage employees who believe they are being harassed to initially, where possible, inform the offender that his or her behavior is unwelcome, and ask the individual to stop the conduct. In addition, however, we encourage any employees who believe that they are being harassed or have been harassed to report the harassing



conduct to Human Resources. In this way, we will be able to take action to stop the harassment before it becomes severe or pervasive.

If an employee believes that he or she is being or has been harassed, he or she should report the matter to Human Resources.

All complaints of harassment will be kept confidential to the extent reasonable and possible under the circumstances, and will be investigated promptly, thoroughly, and impartially.

If an investigation substantiates allegations of harassment, we will take immediate and appropriate corrective action that is designed to address, stop, and remedy the harassment, and to ensure that the harassment does not recur.

Any manager or supervisor who becomes aware of allegations of harassment must bring the allegations to the attention of Human Resources.

INVESTIGATION PROCEDURE

When an investigation is being conducted, Human Resources representatives will instruct and provide guidance to participants of the investigation regarding confidentiality, and employees are expected to fully comply with these instructions in order to maintain the integrity of the investigation.

An employee who is questioned as part of an investigation must be forthcoming and candid in answering all questions and must not withhold information pertinent to the investigation.

Withholding information or providing false information during an investigation is a serious violation of this Policy and will subject an individual to disciplinary action, up to and including termination.

PROTECTION AGAINST RETALIATION

We prohibit any form of retaliation against an individual who makes a bona fide complaint of harassment, for assisting in a complaint investigation, for providing information in a complaint investigation, or for making any determination necessary under this Policy. Retaliation is a serious violation of this Policy, and any individual found to have retaliated against another person in violation of this Policy will be subject to discipline, up to and including termination of employment.

FALSE ACCUSATIONS OF MISCONDUCT

False and malicious complaints of harassment, as opposed to complaints which, even if erroneous, are brought in good faith, will result in appropriate discipline, up to and including termination.

AUTHORITY AND RESPONSIBILITY

If a supervisor or manager learns that an employee is suffering potentially harassing behavior, the supervisor or manager must act promptly to ensure that the harassing behavior is investigated, and if necessary, promptly stopped. All supervisors and managers are responsible for preventing employees from being subjected to harassment, and for reporting any complaint or incident of harassment to Human Resources immediately and at the very least within twenty-four (24) hours using the procedures outlined above. If an incident is not reported, but a manager is aware of potential harassment, this must also be reported immediately and at the very least within twenty-four (24) hours to Human Resources.

Supervisors, must immediately report any allegations of harassment that are learned of, even if the allegations are against themselves.

Once a supervisor learns of potentially harassing behavior, we have a legal duty to take prompt and effective action. This duty remains even if the complaining employee asks the supervisor to keep the matter confidential



and to do nothing, especially if the alleged harassment is severe, ongoing, or potentially harmful to others.

Supervisors cannot promise to maintain complete confidentiality. Instead, supervisors must ensure that the potentially harassing behavior is reported to the appropriate officials as soon as possible. If the employee does not want to report the issue him or herself, the supervisor must do so.

Supervisors should address the employee's concerns and assure him or her that, while the supervisor cannot promise complete confidentiality, the matter will be kept as private as possible and that the employee will be protected from retaliation.

Supervisors should follow up with the employee periodically during the investigative process, as well as after the investigation has been completed, to ensure that he or she is not experiencing retaliation or further harassment.

WHISTLEBLOWER POLICY

A whistleblower as defined by this Policy is an employee who reports an activity that he/she considers to be illegal or dishonest to one or more managers of the employer. Examples of illegal or dishonest activities are violations of federal, state or local laws; billing for services not performed or for goods not delivered; and other fraudulent financial reporting.

If an employee has knowledge of or a concern of illegal or dishonest fraudulent activity, the employee is to contact his/her immediate supervisor and Human Resources. An employee who intentionally files a false report of wrongdoing will be subject to discipline up to and including termination.

The confidentiality of the whistleblower will be maintained to the extent that is reasonable. However, identity may have to be disclosed to conduct a thorough investigation, to comply with the law and to provide accused individuals their legal rights of defense. We prohibit retaliation against a whistleblower.

NON-RETALIATION

No employee will be retaliated against for reporting in good faith potential violations of any policy, or for filing, testifying, assisting with, or participating in any investigation, proceeding, or hearing conducted by the company or by a federal or state enforcement agency. Prohibited retaliation includes, but is not limited to, demotion, suspension, failure to give equal consideration in making employment decisions, failure to make employment recommendations impartially, adversely affecting working conditions, or otherwise denying an employment benefit.

Any individual who retaliates or attempts to retaliate will be subject to appropriate disciplinary action, up to and including termination of employment. If you feel that you have been retaliated against you should report this in writing to Human Resources.

It should be noted that frivolous complaints that have no merit upon investigation or which are made in clear and direct response to disciplinary actions against an employee with documented performance issues or policy violations will not protect the employee against further disciplinary action up to and including termination. However, such actions must clearly be directly related to the employee's own documented performance issues or policy violations.

ISSUE RESOLUTION PROCESS

We encourage open and direct lines of communication between employees at all levels of the organization. We respect the intelligence of our employees and their ability to speak for themselves. It benefits everyone when employees feel free to bring questions, suggestions and concerns directly to their managers. Examples of issues that should be handled through this resolution process include: concerns about the application of school policies and procedures within the school to school staff, parents and students; concerns about personnel decisions directly involving an individual or decisions affecting other individuals at the school; work conditions; questions



about the competence and overall fitness of a colleague or a supervisor; and regulatory compliance.

Employees should follow the resolution process detailed below. Employees should always contact Human Resources immediately to deal with issues of discrimination or harassment as described in the Preventing Workplace Harassment policy of this Comprehensive School Safety Plan.

STEPS IN THE PROCESS

1. If the issue does not involve a violation of school policy or an ethical or regulatory requirement, meet with at least two levels of management. An employee must, in good faith, make every attempt to resolve the issue with his or her immediate manager and, if that is not successful, then with his or her next level manager. Fear of retaliation is not a legitimate reason to skip this step. If the issue does involve a violation of school policy or an ethical or regulatory requirement, then the employee should proceed directly to step 2.
2. If the immediate manager or the next level manager cannot resolve the issue, or if the issue involves a violation of school policy or an ethical or regulatory requirement, it is important to describe the issue, the desired result, and your proposed solution to the issue. This step should occur as soon as possible after the occurrence of the problem.
3. If the issue relates to a personnel matter or work condition, contact Human Resources. After an employee fully describes the issue, Human Resources will help them and their manager consider how policies, procedures, and practices relate for the issue. Often, the policies in this Comprehensive School Safety Plan or in the Employee Handbook will dictate a resolution to the issue. If the issue involves a school policy or an ethical or regulatory requirement, contact a member of the school management team. Human Resources can provide you with the name of the appropriate contact or you can ask them to contact the appropriate individual on your behalf.
4. If your issue is not resolved by either Human Resources or School Services, you can request that your matter be presented to your school's governing body (if applicable) for final consideration or you can contact them directly. The contact information for your school's governing body is located on your school's web site.

(see also the CalOPS Employee Handbook)

Dress Code (including Gang-Related Apparel)

Any clothing worn or displayed at a school sponsored event that could reasonably be determined to threaten the health and safety of the school environment will be prohibited. Such determination will be made by on site administration or other school staff.

Safe and Orderly Environment

Required Student Safety Trainings for School Staff

CalOPS takes student safety and well-being very seriously, and believes that students should be able to learn in a safe and comfortable environment. Therefore, in addition to the comprehensive set of required courses and trainings for school staff that focus on educational practices, teachers are required to take two courses that focus specifically on student safety:

- Internet Safety: This course provides valuable information about practicing safe behaviors online.
- Students in Distress: Recognizing and Responding: This course is designed to ensure teachers and other school staff are familiar with the signs of student distress and know how to respond promptly and professionally when they observe such signs or behaviors.

All members of school staff must complete the trainings at the beginning of the school year, and refer to the trainings throughout the year as needed. School leadership tracks staff completion of these trainings to ensure all staff members have completed the trainings in the required time frame. Caretakers and Learning Coaches are asked to communicate and collaborate with teachers and other school staff as they work to fulfill their professional roles in supporting student safety and well-being. They are asked to involve additional parties as appropriate to address concerns, and to always keep student safety and well-being at the center of the



conversation.
(see also the CalOPS Student and Family Policy Catalog)

Restriction on High Intensity Active Shooter Drills

Active Shooter response drills are not presently called for in this school safety plan, however, if any lockdown drills are ever held, they shall not be high-intensity drills, as that term is defined in Education Code section 32282, subdivision (a)(2)(K) and shall otherwise correspond to the limitations in the law for lockdown drills at public schools.

Procedures for Assessing and Responding to Reports of Dangerous, Violent, or Unlawful Activity

CalOPS takes its role in providing a safe and trusted learning environment very seriously. If any student, family member, or member of the school's extended community learns of any dangerous, violent, or unlawful activity that they believe has occurred, is occurring, or may occur at a school site or at or near any school-sponsored or school-related event or location, they are strongly encouraged to report that activity—anononymously if necessary—to the school leader.

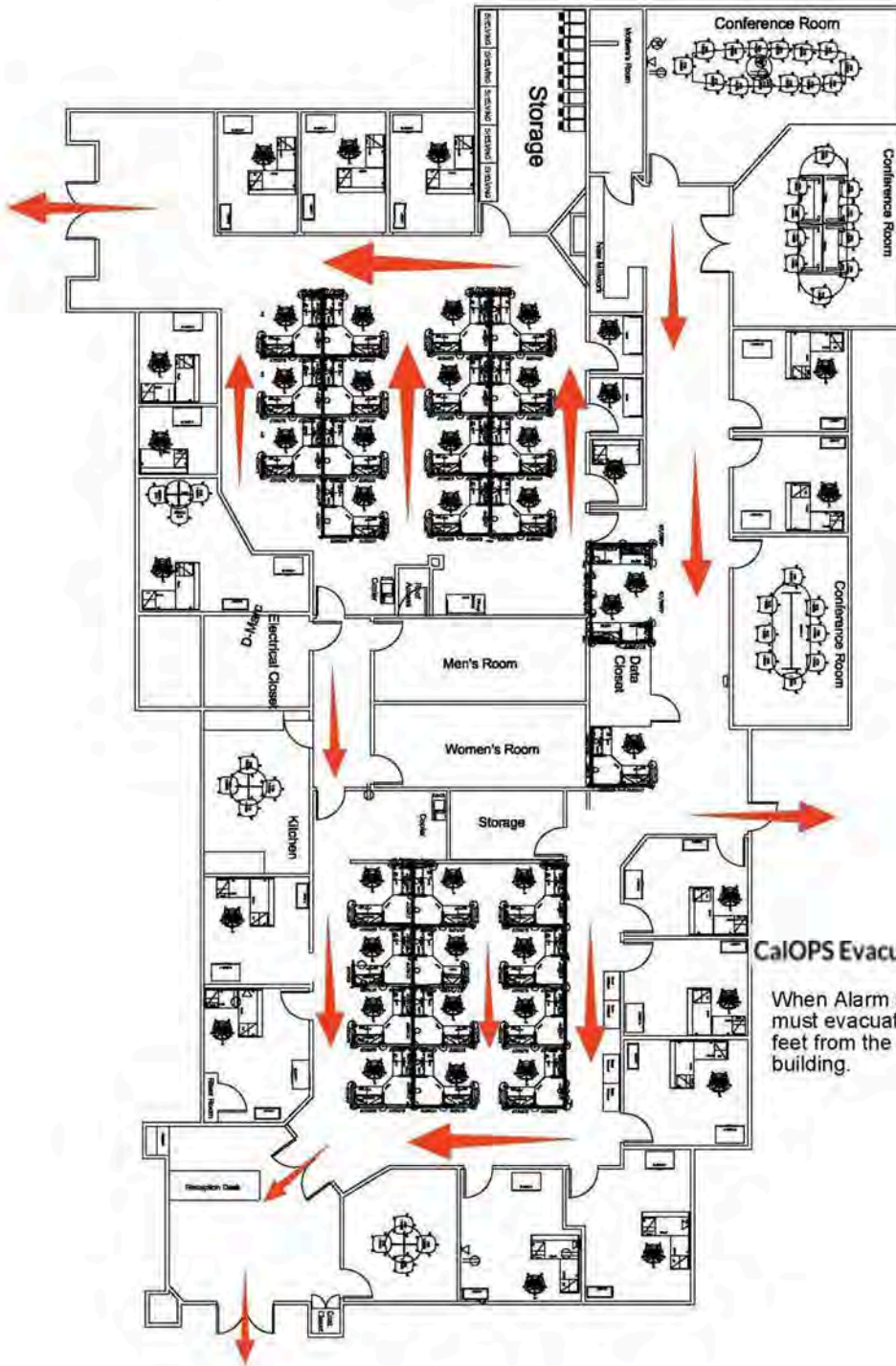
A report can be sent by a legible written note, by email, or by telephone to the school leader. Reports should include place, time, the general nature of the activity being reported, whether any life-threatening activity or weapons are involved, and any other important details. Any report of activity that imminently threatens or involves an imminent potential loss of life should first be made to 9-1-1, immediately.

The school leader shall promptly review every report received as soon as possible, shall make a record of every report received, and shall make a reasonable inquiry into each, as necessary, to ensure to the greatest reasonable extent that no dangerous, violent, or unlawful act occurs at any school-related or school-sponsored event, or on school-provided transportation to any such event. The investigatory response taken by the school and actions taken will be logged as well.



Safe Ingress and Egress

California Online Public Schools, Southern California Office
33272 Valle Road, San Juan Capistrano, CA 92675

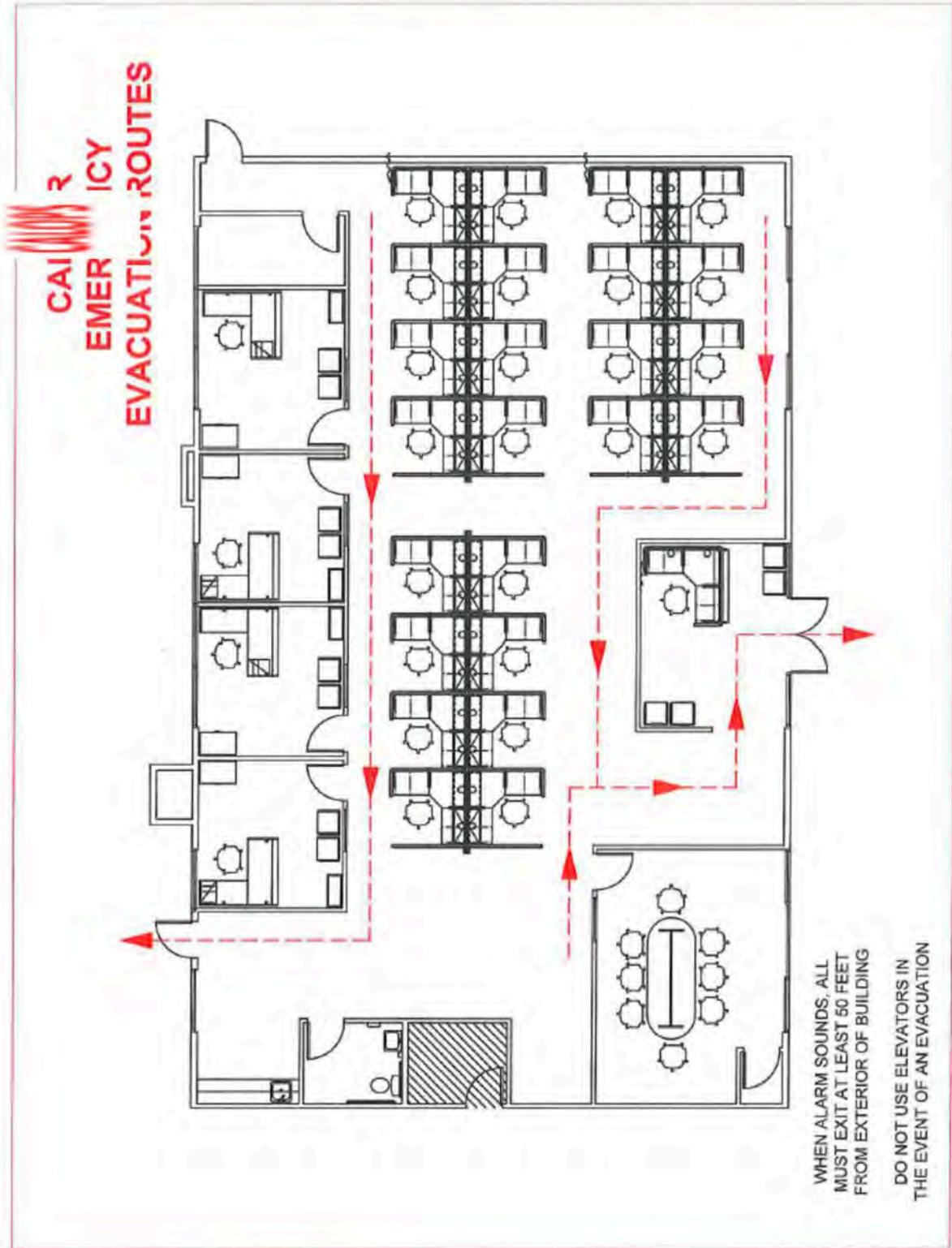


CalOPS Evacuation Plan

When Alarm sounds you must evacuate at least 50 feet from the exterior of the building.



California Online Public Schools, Ripon Office
580 N Wilma Ave. Ste. G, Ripon, CA 95366



Instructional Continuity Plan (ICP)



2025-26 Instructional Continuity Plan (ICP)

This template provides a framework for the Instructional Continuity Plan (ICP) and should be tailored to the unique needs and resources of the LEA and its school sites.

Guidance regarding completion and requirements of the Instructional Continuity Plan (ICP), including SB 153 requirement that this ICP be included in the Comprehensive School Safety Plan (CSSP) by July 1, 2025 can be found at <https://www.cde.ca.gov/re/di/or/icpguidance.asp>.

Local Educational Agency (LEA) Name	School Name	Contact Name and Title	Email and Phone
California Online Public Schools	California Online Public Schools	Richie Romero, Ed. D. Deputy Superintendent	rromero@californiaops.org 949-461-1667

Introduction and Purpose

Information about the Instructional Continuity Plan (ICP) requirements, revision and adoption dates.

This Instructional Continuity Plan (ICP) was last revised on May 13, 2025 and adopted by California Online Public Schools on May 13, 2025 to ensure all students have access to instruction during a natural disaster or emergency, as mandated by Senate Bill 153, Chapter 38, Statutes of 2024 (SB 153), which adds a provision to California Education Code (EC) Section 32282.

This ICP will be included in the LEA's Comprehensive School Safety Plan (CSSP) by July 1, 2025. Inclusion of this ICP in the CSSP will be required to obtain approval of a Form J-13A waiver request beginning in fiscal year 2026-27. This plan is intended to minimize disruptions to instruction and provide support for pupils' social-emotional, mental health, and academic needs.

As a network of online public charter schools, California Online Public Schools (CalOPS) provides a high quality fully online educational program per the terms of the charter. With the changes across the world due to the COVID 19 pandemic, the core educational program for CalOPS did not change. All curriculum, instruction, instructional support etc. that was normally provided in our program continued. As a result of the success of our ability to continue services during the pandemic of 2020, we are optimistic we can repeat this in the event of any future emergency.

Engagement with Pupils and Families

Protocol for Engagement

Protocol for engagement with pupils and their families.

As required, California Online Public Schools will engage with pupils and their families as soon as practicable, but **no later than five calendar days** following an emergency.

CalOPS will communicate no more than 5 days following an emergent event. However, it is our plan to communicate within 12 hours if practicable.

Methods of Two-Way Communication

Methods for two-way engagement.

The protocol for engagement with pupils and their families is designed to establish two-way communication. Current existing methods include:

- Short messaging service (SMS)
- Phone Calls
- Email
- School Portal

As an LEA, we contract with a communications vendor such as Parent Square. This tool will allow us to engage in mass and directly with our educational partners.

Plans for Unforeseen Events

Plans to address unforeseen events such as power outages and damage to infrastructure and how they may impact methods for two-way communication.

As a 100% online program, we will not be able to communicate in the absence of power. But all students and staff work from their homes and therefore will not need immediate assistance from the school in the event of an emergency.

Support for Unique Needs

Plans designed to identify and provide support for pupils' social-emotional, mental health, and academic needs.

To begin, CalOPS has a credentialed counselor to student ratio of 200 to 1, which is below the American School Counselors Association's recommended 250 to 1. This lower ratio allows for a more personalized support of our students. The counseling department has a well defined and communicated method for identifying, monitoring, and supporting students in distress. In addition, twice per year, all school staff are trained in how to identify students in distress and how to communicate this with the appropriate member of the counseling department. When needed, students are referred to virtual mental health services. The counseling department also hosts a virtual anxiety and depression group that meets on a regular basis. CalOPS is also working on ways to increase the number of virtual socialization activities such as virtual social lounges and virtual interest based clubs. The CalOPS staff have also convened a diversity and inclusion focus group.

Access to Instruction

Timeline for Access to Instruction

Timeline for access to instruction no more than 10 instructional days following the emergency.

As required, California Online Public Schools will provide access to in-person or remote instruction as soon as practicable, but **no more than 10 instructional days** following the emergency.

As required, CalOPS will provide access to remote instruction as soon as practicable.

Conditions for Resuming Access to In-Person Instruction

Conditions under which in-person instruction will resume and any alternative sites or arrangements considering various aspects of recovery.

We do not offer in-person instruction.

Remote Instruction

Plans for remote instruction.

As required, California Online Public Schools remote instruction will align with EC sections 51747 and 51749.5, governing Independent Study instruction modalities. Remote instruction will be designed to meet instructional standards that are, at minimum, equivalent to those applicable in independent study programs.

As required, CalOPS will provide access to remote instruction as soon as practicable.

Access to Instructional Materials

Methods for distributing digital and non-digital materials.

As required, remote instruction offered will align with expectations of access and equity.

Upon enrollment, all students are provided with a Chromebook/laptop.

Access to Schoolwork

Platforms and processes for accessing and submitting schoolwork.

As required, remote instruction offered will align with expectations of access and equity.

Almost all assignments given to our students are accessed digitally.

Temporary Reassignment

Procedures and agreements for temporary reassignment with neighboring LEAs.

California Online Public Schools provides support to pupils and families to enroll in or be temporarily reassigned to another site, school district, county office of education, or charter school if an emergency or natural disaster disrupts in-person learning:

This will not take place in our instance.

Instructional Continuity

Communication Protocols

Communication protocols for families, students, staff and faculty, including how information will be made available and with what frequency including methods and timelines.

We will work to communicate with all enrolled families at a minimum of once every two weeks.

Technological Readiness

Technology readiness for educators and students to support a pivot from in-person to remote learning through independent study including early access to independent study program written agreements, online access to assignments and academic resources, assignment of devices, online instructional platform and access to internet and devices.

As a 100% online school, we work to make sure all students are able to access all elements of our program at time of enrollment.

Instruction and Assessment

Prioritization of essential learning, making standards-aligned learning objectives, methods for monitoring progress and additional support whenever possible, including tutoring, check-ins, virtual office hours or other methods.

Our teachers work diligently to provide students with both formative and summative assessments. Additionally, teachers work to ensure this data is utilized to help meet each of their students' unique learning needs.

Access (Equity, Accessibility, and Inclusion)

Equity, Accessibility, and Inclusion

How all students, including those with disabilities, those experiencing homelessness, foster youth, or English learner (EL) students will continue to have equal access to instructional resources.

The actions and strategies to be used to address equity, access and inclusion will be delivered through instructional delivery and curriculum. In addition, students will be guided through intervention curriculum individualized to their needs. At the high school level credit deficient students will be placed in a program called Project Success. Within this program, credit deficient students are clustered within a specific homeroom. Our ELD students are either placed in a homeroom with their ELD teacher or closely monitored by an ELD teacher. Students with exceptional needs will have their services minutes tracked in order to ensure all elements of the IEP are implemented. Homeless and foster students will be placed into a special 'section' with the Homeless/Foster Liaison who will then reach out to the family to check to see what types of supports they need and provide information regarding resources available in their specific city/county.

Individualized Education Plans (IEP)

How will IEPs continue to be provided and maintained.

Students with exceptional needs will have their services minutes tracked in order to ensure all elements of the IEP are implemented. Homeless and foster students will be placed into a special 'section' with the Homeless/Foster Liaison who will then reach out to the family to check to see what types of supports they need and provide information regarding resources available in their specific city/county.

English Learners (EL)

How will EL students continue to be supported in alignment with the California English Learner Roadmap Policy.

English Learner students have a variety of supports. First is their highly qualified teacher. We also provide state of the art curriculum and resources to our teachers and students.

Professional Learning

Professional learning opportunities and resources utilized if the need to pivot to remote instruction and assessment arises.

When newly hired, CalOPS teachers participate in rigorous asynchronous professional development prior to teaching their classes. Professional development topics include: an overview of the learning management system (LMS), the communications tool in the LMS, LMS tools for families, the curriculum, student enrichment and support offerings, enrollment, placement, withdrawal, delivering instruction through a webinar platform, internet safety, modifying and accommodating students with IEPs and English learners, identifying and supporting students in distress in a virtual school. These listed topics are reinforced during the school year through follow up, primarily through synchronous, professional development sessions and professional learning communities tailored to the grade level and subject area(s) taught.

Well-Being and Support Services

How the LEA will provide access to physical and mental health professionals, including those who speak languages other than English.

As an already existing online program, almost all services, including mental health are provided virtually. In the event that a student need arises, we will also provide in person supports, providing that the nature of the emergency allows for in person supports.

Plans to provide access back-up, water and medicines in the event of an emergency.

N/A

Plans to ensure continuity of other support services, including special education, counseling, after-school programs, and access to kitchens and food services, adapting these services to the online or hybrid environment when necessary.

As an already existing online program, almost all services, including mental health are provided virtually. In the event that a student need arises, we will also provide in person supports, providing that the nature of the emergency allows for in person supports.

Site-Based Collaboration

How administrators, faculty, information technology staff, students, and parents will collaborate in the development and implementation of this ICP.

California Online Public Schools outlines a strong foundation for site-based collaboration by emphasizing Professional Learning Communities (PLCs) and structured teacher collaboration. Specifically, supporting regular collaboration among teachers across grade levels and content areas to analyze data, align instruction, and implement best practices. These collaborative structures—implemented through PLCs, grade-level meetings, and focus groups—are essential components of our Instructional Continuity Plan. They ensure consistent instructional delivery, promote equity and coherence across the school, and provide a platform for ongoing professional growth and responsiveness to student needs.

Return to Site-Based Learning

Conditions that must be met prior to returning from disruption including reopening sites.

N/A

Integration with Comprehensive School Safety Plan (CSSP)

Integration of this Instructional Continuity Plan (ICP) into California Online Public Schools Southern California's Comprehensive School Safety Plan (CSSP).

This Instructional Continuity Plan (ICP) will be included as an integral component of California Online Public Schools' Comprehensive School Safety Plan (CSSP) by July 1, 2025, as required by SB 153. The information in this ICP will be considered in relation to other aspects of the existing safety plan. A locally-adopted CSSP must include this ICP to obtain approval of a Form J-13A waiver request beginning in fiscal year 2026-27.

Review and Updates of this Instructional Continuity Plan (ICP)

Frequency of review and update of this ICP.

This Instructional Continuity Plan will be reviewed and updated in collaboration with Educational Partners, considering feedback and lessons learned on the following basis:

Coversheet

Approval of 2025-26 CalOPS Board Meeting Schedule (attached)

Section: IV. Consent Items
Item: J. Approval of 2025-26 CalOPS Board Meeting Schedule (attached)
Purpose: Vote
Submitted by:
Related Material: CalOPS 25-26 Meeting Schedule for Review.pdf



California Online Public Schools (CalOPS)
**CalOPS Board of Directors Meeting Schedule
2025-2026**

School Phone: (800) 906-5166

School Fax: (559) 746-0497

All meetings are open to members of the public. For information about meetings or for members of the public who require special accommodations to attend, please visit our website at www.californiaops.org/governance or contact the school offices: Dana Hohn (NorCal) or Eva McGahey (SoCal) at least 24 hours prior to the meeting.

DATE	TIME	LOCATION ¹
Tuesday, September 9, 2025	4 pm - 6 pm	At School Locations and via Teleconference
Tuesday, October 14, 2025	4 pm - 6 pm	At School Locations and via Teleconference
Tuesday, November 04, 2025	4 pm - 6 pm	At School Locations and via Teleconference
Tuesday, December 9, 2025	4 pm - 6 pm	At School Locations and via Teleconference
Tuesday, February 10, 2026	4 pm - 6 pm	At School Locations and via Teleconference
Tuesday, March 10, 2026	4 pm - 6 pm	At School Locations and via Teleconference
Tuesday, April 14, 2026	4 pm - 6 pm	At School Locations and via Teleconference
Tuesday, May 12, 2026	4 pm - 6 pm	At School Locations and via Teleconference
Annual Meeting Tuesday, June 9, 2026	4 pm - 6 pm	At School Locations and via Teleconference

¹ Subject to all federal and state mandates regarding public health and safety

Coversheet

Approval of Literacy Plan (attached)

Section: IV. Consent Items
Item: K. Approval of Literacy Plan (attached)
Purpose: Vote
Submitted by:
Related Material: Literacy Screener Adoption 2025.pdf

California Online Public Schools Approval of the California Literacy Program Implementation Using the Adopted Amira Dyslexia Screener

California Online Public Schools Central Coast
California Online Public Schools Central Valley
California Online Public Schools Monterey Bay
California Online Public Schools North Bay
California Online Public Schools Northern California
California Online Public Schools Southern California

Background

In alignment with the California Department of Education's initiatives to promote literacy and to comply with Assembly Bill (AB) 1369—which mandates early identification and intervention for students at risk of dyslexia—California Online Public Schools (CalOPS) proposes the implementation of the Amira Dyslexia Screener as part of its comprehensive California Literacy Program. The Amira Dyslexia Screener is an evidence-based tool designed to identify potential risk factors associated with dyslexia in students in grades K–2.

Summary

The Amira Dyslexia Screener has been adopted by the California Department of Education for use in identifying students at risk for reading difficulties, including dyslexia. Its implementation within CalOPS will:

- Support early identification and intervention for students who need targeted literacy instruction.
 - Provide teachers with actionable data to guide individualized and small-group instruction.
 - Align with state-mandated requirements and best practices for addressing dyslexia and other reading challenges.
-

Implementation Plan

The implementation plan for the Amira Dyslexia Screener includes:

Training

All K–2 grade-level teachers and elementary-level Special Education teachers will participate in professional development sessions to ensure they understand the administration and interpretation of the screener.

June 1, 2025

Screening

- Initial screening for all K–2 students will be completed by the end of October each school year.
- Newly enrolled students after the October screening window will be screened within 45 days of enrollment.
- Ongoing progress monitoring will be conducted for identified students.
- A process for screening multilingual students has been developed and will be supported by the English Language Development (ELD) team.
- A process for Special Education exemptions has been established and will be overseen by the Director of Student Services.

Data Use

Results from the screener will inform small-group instruction and individualized support within both general education and special education classrooms.

Family Communication

- Parents and guardians will be notified about the screening process by the end of September each school year.
- Individualized reports will be provided to parents and guardians within 30 days of the screening.
- All communication will meet the criteria required by AB 1369.

Ongoing Support

Amira will provide the adopted screener as well as ongoing support for identified at-risk students.

Monitoring and Support

- Amira will conduct two district-level trainings for administration.
- Elementary Administration will monitor the implementation process and provide continuous support.

ATTACHMENTS

1. [Overview of the Amira Dyslexia Screener](#)
2. [Sample Parent/guardian communication template](#)

June 1, 2025

Coversheet

Approval of 2025-26 CalOPS Employee Handbook (attached)

Section: IV. Consent Items
Item: L. Approval of 2025-26 CalOPS Employee Handbook (attached)
Purpose: Vote
Submitted by:
Related Material: CalOPS Employee Handbook 2025-2026.pdf



**California Online
Public Schools**

Employee Handbook 2025-2026

TABLE OF CONTENTS

INTRODUCTION TO HANDBOOK	1
CONDITIONS OF EMPLOYMENT	2
Equal Employment Opportunity Is Our Policy	2
Employment At-Will	3
Child Abuse and Neglect Reporting	3
Criminal Background Checks	4
Tuberculosis Testing	4
Immigration Compliance	4
Professional Boundaries: Staff/Student Interaction Policy	5
Policy Prohibiting Unlawful Harassment, Discrimination, and Retaliation	8
Whistleblower Policy	11
Drug and Alcohol Free Workplace	11
Confidential Information	12
Conflict of Interest	12
Smoking	12
THE WORKPLACE	12
Work Schedule	13
Work from Home	13
Workspace Setup:	13
Hiring	14
Employee Relocation	14
Meal and Rest Periods	15
Lactation Accommodation	16
Attendance and Tardiness	16
Mandatory In-Person Events	16
Time Cards/Records	17
Use of Email, Voicemail and Internet Access	17
Personal Business	18
Social Media	18
Personal Appearance/Standards of Dress	18
Health and Safety Policy	19
Security Protocols	19
Occupational Safety	20
Accident/Incident Reporting	20
Reporting Fires and Emergencies	20
EMPLOYEE WAGES AND HEALTH BENEFITS	21

Payroll Withholdings	21
Overtime Pay	22
Paydays	22
Wage Attachments and Garnishments	22
Medical Benefits	23
COBRA Benefits	23
PERSONNEL EVALUATION AND RECORD KEEPING	25
Employee Reviews and Evaluations	25
Mid-Year Evaluation	25
End of Year Evaluation	25
Personnel Files and Record Keeping Protocols	26
Internal Applications	26
Career Ladder	27
Applying for Career Ladder	27
HOLIDAYS, VACATIONS AND LEAVES	28
Holidays	28
Vacation	28
Unpaid Leave of Absence	30
Sick Leave	31
Family Care and Medical Leave	31
Bonding Leave	33
Pregnancy Disability Leave	36
Family Care Leave:	38
Industrial Injury Leave (Workers' Compensation)	39
Military and Military Spousal Leave of Absence	41
Bereavement Leave	42
Reproductive Loss Leave	42
Jury Duty or Witness Leave	43
Voting Time Off	43
School Appearance and Activities Leave	43
Bone Marrow and Organ Donor Leave	43
Victims of Abuse Leave	44
Returning From Leave of Absence	45
DISCIPLINE AND TERMINATION OF EMPLOYMENT	46
Rules of Conduct	46
Off-Duty Conduct	47
Termination of Employment	48
INTERNAL COMPLAINT REVIEW	49
Internal Complaints	49
Policy for Complaints Against Employees	49

General Requirements	50
AMENDMENT TO EMPLOYEE HANDBOOK	51
APPENDIX A	51
HARASSMENT/DISCRIMINATION/RETALIATION COMPLAINT FORM	52
APPENDIX B	52
INTERNAL COMPLAINT FORM	53

APPENDIX A - HARASSMENT/DISCRIMINATION/RETALIATION COMPLAINT FORM
APPENDIX B - INTERNAL COMPLAINT FORM

INTRODUCTION TO HANDBOOK

This Handbook is designed to help employees get acquainted with California Online Public Schools (hereinafter referred to as “CalOPS” or the “School”). It explains some of our philosophies and beliefs, and describes some of our employment guidelines in general terms. Although this Handbook is not intended to be an exclusive or comprehensive policies and procedures manual, we hope that it will serve as a useful reference document for employees throughout their employment at the School. Employees should understand, however, that this Handbook is not intended to be a contract (express or implied), nor is it intended to otherwise create any legally enforceable obligations on the part of the School or its employees. In no way does the Handbook replace any official plan documents (e.g., health insurance, retirement plan, etc.) or insurance contracts, which will govern in all cases. This Handbook supersedes and replaces all previous personnel policies, practices, and guidelines.

Due to the fact that the School is a growing and changing organization, it reserves full discretion to add to, modify, or delete provisions of this Handbook, or the policies and procedures on which they may be based, at any time without advance notice. CalOPS also reserves the right to interpret any of the provisions set forth in this Handbook in any manner it deems appropriate.

No individual other than the Board of Directors has the authority to enter into any employment or other agreement that modifies School policy. Any such modification *must* be in writing.

This Handbook is the property of the School, and it is intended for personal use and reference by employees of the School. Circulation of this Handbook outside of the School requires the prior written approval of the Superintendent.

Employees must sign the acknowledgment form at the beginning of this Handbook, tear it out, and return it to Human Resources. This will provide the School with a record that each employee has received this Handbook.

CONDITIONS OF EMPLOYMENT

Equal Employment Opportunity Is Our Policy

CalOPS is an equal opportunity employer. It is the policy of the School to afford equal employment and advancement opportunity to all qualified individuals without regard to:

- Race (including traits historically associated with race, such as hair texture and hairstyle, including but not limited to braids, locks, and twists);
- Color;
- Gender (including gender identity, gender expression, and transgender identity, whether or not the employee is transitioning or has transitioned);
- Sex (including reproductive health decision making, pregnancy, childbirth, breastfeeding, and medical conditions related to such);
- Sex stereotype (including an assumption about a person's appearance or behavior, gender roles, gender expression, or gender identity, or about an individual's ability or inability to perform certain kinds of work based on a myth, social expectation, or generalization about the individual's sex);
- Religious creed (including religious dress and grooming practices);
- Marital/registered domestic partner status;
- Age (forty (40) and over);
- National origin or ancestry (including native language spoken and possession of a driver's license issued to persons unable to prove their presence in the U.S. is authorized by federal law);
- Physical or mental disability (including HIV and AIDS);
- Medical condition (including cancer and genetic characteristics);
- Taking of a leave of absence pursuant to the Family Medical Leave Act ("FMLA"), Pregnancy Disability Leave ("PDL") law, Americans with Disabilities Act ("ADA"), California Family Rights Act ("CFRA"), the Fair Employment and Housing Act ("FEHA"), or laws related to domestic violence, sexual assault and stalking;
- Genetic information;
- Sexual orientation;
- Military and veteran status; or
- Any other consideration made unlawful by federal, state, or local laws.

This policy extends to all job applicants and employees and to all aspects of the employment relationship, including the hiring of new employees and the training, transfer, promotion, discipline, termination, compensation and benefits of existing employees.

To comply with applicable laws ensuring equal employment opportunities to qualified individuals with a disability, the School will make reasonable accommodations for the known physical or mental limitations of an otherwise qualified individual with a disability who is an applicant or an employee unless undue hardship would result.

Any applicant or employee who requires an accommodation in order to perform the essential functions of the job should contact Human Resources with day-to-day personnel responsibilities and request such an accommodation. The individual with the disability should specify what accommodation he or she needs to perform the job, or if unknown, what job duties the disability

impairs. CalOPS will then conduct an investigation to identify the barriers that interfere with the equal opportunity of the applicant or employee to perform the job. CalOPS will identify possible accommodations, if any, that will help eliminate the limitation. If the accommodation is reasonable and will not impose an undue hardship, the School will make the accommodation.

Employment At-Will

Except if stated expressly otherwise by employment contract, it is the policy of the School that all employees are considered “at-will” employees of the School. Accordingly, either the School or the employee can terminate this relationship at any time, for any reason, with or without cause, and with or without advance notice.

Nothing contained in this Handbook, employment applications, School memoranda or other materials provided to employees in connection with their employment shall require the School to have “cause” to terminate an employee or otherwise restrict the School’s right to release an employee from their at-will employment with the School. Statements of specific grounds for termination set forth in this Handbook or elsewhere are not all-inclusive and are not intended to restrict the School’s right to terminate at-will. No School representative, other than the Board of Directors or its designee, is authorized to modify this policy for any employee or to make any representations to employees or applicants concerning the terms or conditions of employment with the School that are not consistent with the School’s policy regarding “at-will” employment.

This policy shall not be modified by any statements contained in this Handbook or employee applications, School memoranda, or any other materials provided to employees in connection with their employment. Further, none of those documents whether singly or combined, or any employment practices, shall create an express or implied contract of employment for a definite period, nor an express or implied contract concerning any terms or conditions of employment.

Child Abuse and Neglect Reporting

California Penal Code section 11166 requires any child care custodian who has knowledge of, or observes, a child in his or her professional capacity or within the scope of his or her employment whom he or she knows or reasonably suspects has been the victim of child abuse to report the known or suspected instance of child abuse to a child protective agency immediately, or as soon as practically possible, by telephone and to prepare and send a written report thereof within thirty-six (36) hours of receiving the information concerning the incident.

CalOPS will provide annual training on the mandated reporting requirements, using the online training module provided by the State Department of Social Services, to employees who are mandated reporters. Mandated reporter training will also be provided to employees hired during the course of the school year. This training will include information that failure to report an incident of known or reasonably suspected child abuse or neglect, as required by Penal Code section 11166, is a misdemeanor punishable by up to six (6) months confinement in a county jail, or by a fine of one-thousand dollars (\$1,000), or by both that imprisonment and fine.

All employees required to receive mandated reporter training must provide proof of completing the training within the first six (6) weeks of each school year or within the first six (6) weeks of that employee’s employment.

By acknowledging receipt of this Handbook, employees acknowledge they are child care custodians and are certifying that they have knowledge of California Penal Code section 11166 and will comply with its provisions.

Criminal Background Checks

As required by law, all individuals working or volunteering at the School will be required to submit to a criminal background investigation. No condition or activity will be permitted that may compromise the School's commitment to the safety and the well-being of students taking precedence over all other considerations. Conditions that preclude working at the School include conviction of a controlled substance or sex offense, or a serious or violent felony. Similarly, convictions involving crimes of moral turpitude (e.g., fraud), child abuse or neglect, violence, or any offense which may make the employee unsuitable/undesirable to work around students may also serve as a bar to employment at the School. Additionally, should an employee be arrested for, charged with, or convicted of any offense during his/her employment with the School, the employee must immediately report as much to the Superintendent.

Tuberculosis Testing

All employees of the School must submit written proof from a health care provider of a risk assessment examination for tuberculosis (TB) within the last sixty (60) days. If TB risk factors are identified, a physician must conduct an examination to determine whether the employee is free of infectious TB. The examination for TB consists of an approved TB test, which, if positive, will be followed by an x-ray of the lungs, or in the absence of skin testing, an x-ray of the lungs. All employees will be required to undergo TB risk assessments and, if risk factors are found, the examination at least once every four (4) years. Volunteers may be required to undergo a TB examination as necessary. The TB risk assessment and, if indicated, the examination is a condition of initial employment with the School and the cost of the exam will be borne by the applicant.

Food handlers may be required to have annual TB exams. Documentation of employee and volunteer compliance with TB risk assessments and examinations will be kept on file in the office. This requirement also includes contract food handlers, substitute teachers, and student teachers serving under the supervision of an educator. Any entity providing student services to the School will be contractually required to ensure that all contract workers have had TB testing that shows them to be free of active TB prior to conducting work with School students.

Immigration Compliance

CalOPS will comply with applicable immigration law, including the Immigration Reform and Control Act of 1986 and the Immigration Act of 1990. As a condition of employment, every individual must provide satisfactory evidence of his or her identity and legal authority to work in the United States. However, CalOPS will not check the employment authorization status of current employees or applicants who were not offered positions with the School unless required to do so by law.

The School shall not discharge an employee or in any manner discriminate, retaliate, or take any

adverse action (*e.g.*, threatening to report the suspected citizenship or immigration status of an employee or a member of the employee's family) against any employee or applicant for employment because the employee or applicant exercised a right protected under applicable law. Further, the School shall not discriminate against any individual because he or she holds or presents a driver's license issued per Vehicle Code § 12801.9 to persons who have not established their federally-authorized presence in the United States. Finally, in compliance with the Immigrant Worker Protection Act, the School shall not allow a federal immigration enforcement agent to enter any nonpublic areas of the School without a judicial warrant, or voluntarily give consent to an agent to access, review or obtain employee records without a subpoena or judicial warrant. If a search of employee records is authorized by a valid subpoena or judicial warrant, the School will give employees notice of the inspection both before and after it has occurred as required by law.

Professional Boundaries: Staff/Student Interaction Policy

CalOPS recognizes its responsibility to make and enforce all rules and regulations governing student and employee behavior to bring about the safest and most learning-conducive environment possible.

Corporal Punishment

Corporal punishment shall not be used as a disciplinary measure against any student. Corporal punishment includes the willful infliction of, or willfully causing the infliction of, physical pain on a student.

For purposes of this policy, corporal punishment does not include an employee's use of force that is reasonable and necessary to protect the employee, students, staff or other persons or to prevent damage to property.

For clarification purposes, the following examples are offered for direction and guidance of School personnel:

A. Examples of PERMITTED actions (NOT corporal punishment)

1. Stopping a student from fighting with another student;
2. Preventing a pupil from committing an act of vandalism;
3. Defending yourself from physical injury or assault by a student;
4. Forcing a pupil to give up a weapon or dangerous object;
5. Requiring an athletic team to participate in strenuous physical training activities designed to strengthen or condition team members or improve their coordination, agility, or physical skills;
6. Engaging in group calisthenics, team drills, or other physical education or voluntary recreational activities.

B. Examples of PROHIBITED actions (corporal punishment)

1. Hitting, shoving, pushing, or physically restraining a student as a means of control;

2. Making unruly students do push-ups, run laps, or perform other physical acts that cause pain or discomfort as a form of punishment;
3. Paddling, swatting, slapping, grabbing, pinching, kicking, or otherwise causing physical pain.

Acceptable and Unacceptable Staff/Student Behavior

This policy is intended to guide all School faculty and staff in conducting themselves in a way that reflects the high standards of behavior and professionalism required of school employees and to specify the boundaries between students and staff.

Although this policy gives specific, clear direction, it is each staff member's obligation to avoid situations that could prompt suspicion by parents, students, colleagues, or school leaders. One viable standard that can be quickly applied, when you are unsure if certain conduct is acceptable, is to ask yourself, "Would I be engaged in this conduct if my family or colleagues were standing next to me?"

For the purposes of this policy, the term "boundaries" is defined as acceptable professional behavior by staff members while interacting with a student. Trespassing the boundaries of a student/teacher relationship is deemed an abuse of power and a betrayal of public trust.

Some activities may seem innocent from a staff member's perspective, but can be perceived as flirtation or sexual insinuation from a student or parent point of view. The objective of the following lists of acceptable and unacceptable behaviors is not to restrain innocent, positive relationships between staff and students, but to prevent relationships that could lead to, or may be perceived as, sexual misconduct.

Staff must understand their own responsibility for ensuring that they do not cross the boundaries as written in this policy. Disagreeing with the wording or intent of the established boundaries will be considered irrelevant for disciplinary purposes. Thus, it is crucial that all employees learn this policy thoroughly and apply the lists of acceptable and unacceptable behaviors to their daily activities. Although sincere, competent interaction with students certainly fosters learning, student/staff interactions must have boundaries surrounding potential activities, locations and intentions.

Duty to Report Suspected Misconduct

When any employee reasonably suspects or believes that another staff member may have crossed the boundaries specified in this policy, he or she must immediately report the matter to a school administrator. All reports shall be as confidential as possible under the circumstances. It is the duty of the administrator to investigate and thoroughly report the situation. Employees must also report to the administration any awareness or concern of student behavior that crosses boundaries or where a student appears to be at risk for sexual abuse.

Examples of Specific Behaviors

The following examples are not an exhaustive list:

Unacceptable Staff/Student Behaviors (Violations of this Policy)

- (a) Giving gifts to an individual student that are of a personal and intimate nature.
- (b) Kissing of any kind.
- (c) Any type of unnecessary physical contact with a student in a private situation.
- (d) Intentionally being alone with a student away from the school.
- (e) Making or participating in sexually inappropriate comments.
- (f) Sexual jokes.
- (g) Seeking emotional involvement with a student for your benefit.
- (h) Listening to or telling stories that are sexually oriented.
- (i) Discussing inappropriate personal troubles or intimate issues with a student in an attempt to gain their support and understanding.
- (j) Becoming involved with a student so that a reasonable person may suspect inappropriate behavior.

Unacceptable Staff/Student Behaviors without Parent and Supervisor Permission

(These behaviors should only be exercised when a staff member has parent and supervisor permission.)

- (a) Giving students a ride to/from school or school activities.
- (b) Being alone in a room with a student at school with the door closed.
- (c) Allowing students in your home.

Cautionary Staff/Student Behaviors

(These behaviors should only be exercised when a reasonable and prudent person, acting as an educator, is prevented from using a better practice or behavior. Staff members should inform their supervisor of the circumstance and occurrence prior to or immediately after the occurrence)

- (a) Remarks about the physical attributes or development of anyone.
- (b) Excessive attention toward a particular student.
- (c) Sending emails, text messages or letters to students if the content is not about school activities.

Acceptable and Recommended Staff/Student Behaviors

- (a) Getting parents' written consent for any after-school activity.
- (b) Obtaining formal approval to take students off school property for activities such as field trips or competitions.
- (c) Emails, text, phone and instant messages to students must be very professional and pertaining to school activities or classes (Communication should be limited to school technology).
- (d) Keeping the door open when alone with a student.
- (e) Keeping reasonable space between you and your students.
- (f) Stopping and correcting students if they cross your own personal boundaries.
- (g) Keeping parents informed when a significant issue develops about a student.
- (h) Keeping after-class discussions with a student professional and brief.

- (i) Asking for advice from fellow staff or administrators if you find yourself in a difficult situation related to boundaries.
- (j) Involving your supervisor if conflict arises with the student.
- (k) Informing the Principal about situations that have the potential to become more severe.
- (l) Making detailed notes about an incident that could evolve into a more serious situation later.
- (m) Recognizing the responsibility to stop unacceptable behavior of students or coworkers.
- (n) Asking another staff member to be present if you will be alone with any type of special needs student.
- (o) Asking another staff member to be present when you must be alone with a student after regular school hours.
- (p) Giving students praise and recognition without touching them.
- (q) Pats on the back, high fives and handshakes are acceptable.
- (r) Keeping your professional conduct a high priority.
- (s) Asking yourself if your actions are worth your job and career.

Policy Prohibiting Unlawful Harassment, Discrimination, and Retaliation

CalOPS is committed to providing a work and educational atmosphere that is free of unlawful harassment, discrimination, and retaliation. CalOPS's policy prohibits unlawful harassment, discrimination, and retaliation based upon: race (including traits historically associated with race, such as hair texture and hairstyle, including but not limited to braids, locks, and twists); color; gender (including gender identity, gender expression, and transgender identity, whether or not the employee is transitioning or has transitioned); sex (including reproductive health decision making, pregnancy, childbirth, breastfeeding, and related medical conditions); sex stereotype (including an assumption about a person's appearance or behavior, gender roles, gender expression, or gender identity, or about an individual's ability or inability to perform certain kinds of work based on a myth, social expectation, or generalization about the individual's sex); religious creed (including religious dress and grooming practices); marital/registered domestic partner status; age (forty (40) and over); national origin or ancestry (including native language spoken and possession of a driver's license issued to persons unable to prove their presence in the U.S. is authorized by federal law); physical or mental disability (including HIV and AIDS); medical condition (including cancer and genetic characteristics); taking a leave of absence authorized by law; genetic information; sexual orientation; military and veteran status; or any other consideration made unlawful by federal, state, or local laws.

Employees, volunteers, unpaid interns, individuals in apprenticeship programs, and independent contractors shall not be harassed, or discriminated or retaliated against, based upon the characteristics noted above.

CalOPS does not condone and will not tolerate unlawful harassment, discrimination, or retaliation on the part of any employee (including supervisors and managers) or third party (including independent contractors or other persons with which the School does business). Supervisors and managers are to report any complaints of unlawful harassment to the Principal or Human Resources.

When CalOPS receives allegations of unlawful harassment, discrimination, or retaliation, the Board (if a complaint is about the Principal) Human Resources or a designee will conduct a fair, timely and thorough investigation that provides all parties an appropriate process and reaches reasonable conclusions based on the evidence collected. The investigation will be handled in as confidential a manner as possible, although complete confidentiality cannot be guaranteed. Complainants and witnesses shall not be subject to retaliation for making complaints in good faith or participating in an investigation. CalOPS is committed to remediating any instances where investigation findings demonstrate unlawful harassment, discrimination, or retaliation has occurred.

Prohibited Unlawful Harassment

- Verbal conduct such as epithets, derogatory jokes or comments or slurs;
- Physical conduct including assault, unwanted touching, intentionally blocking normal movement, or interfering with work because of sex, race or any other protected basis;
- Retaliation for reporting or threatening to report harassment; or
- Disparate treatment based on any of the protected classes above.

Prohibited Unlawful Sexual Harassment

CalOPS is committed to providing a workplace free of sexual harassment and considers such harassment to be a major offense, which may result in disciplinary action, up to, and including dismissal, of the offending employee.

Sexual harassment consists of sexual advances, request for sexual favors and other verbal or physical conduct of a sexual nature, regardless of whether or not the conduct is motivated by sexual desire, when: (1) submission to the conduct is either made explicitly or implicitly a term or condition of an individual's employment; (2) an employment decision is based upon an individual's acceptance or rejection of that conduct; and/or (3) that conduct interferes with an individual's work performance or creates an intimidating, hostile or offensive working environment.

It is also unlawful to retaliate in any way against an employee who has articulated a good faith concern about sexual harassment against him or her or against another individual.

All supervisors of staff will receive two (2) hours of sexual harassment prevention training within six (6) months of hire or their assumption of a supervisory position and every year thereafter. All other employees will receive one (1) hour of sexual harassment prevention training within (6) months of hire and every year thereafter. Such training will address all legally required topics, including information about the negative effects that abusive conduct has on both the victim of the conduct and others in the workplace, as well as methods to prevent abusive conduct undertaken with malice a reasonable person would find hostile, offensive, and unrelated to an employer's legitimate business interests. Abusive conduct includes but is not limited to repeated infliction of verbal abuse, such as the use of derogatory remarks, insults, and epithets, verbal or physical conduct that a reasonable person would find threatening, intimidating, or humiliating, or the gratuitous sabotage or undermining of a person's work performance. Supervisors shall also be trained on how to appropriately respond when the supervisor becomes aware that an employee is the target of unlawful harassment. Other staff will receive sexual harassment prevention training as required by law.

Each employee has the responsibility to maintain a workplace free from any form of sexual harassment. Consequently, should any individual, in particular those with supervisory responsibilities, become aware of any conduct that may constitute sexual harassment or other prohibited behavior, immediate action should be taken to address such conduct. Any employee who believes they have been sexually harassed or has witnessed sexual harassment is encouraged to immediately report such harassment to the Principal or Human Resources. See **Appendix A** for the "Harassment/Discrimination/Retaliation Complaint Form." See **Appendix B** for the general "Internal Complaint Form."

Sexual harassment may include, but is not limited to:

- Physical assaults of a sexual nature, such as:
 - Rape, sexual battery, molestation or attempts to commit these assaults and
 - Intentional physical conduct that is sexual in nature, such as touching, pinching, patting, grabbing, brushing against another's body, or poking another's body.
- Unwanted sexual advances, propositions or other sexual comments, such as:
 - Sexually oriented gestures, notices, remarks, jokes, or comments about a person's sexuality or sexual experience.
 - Preferential treatment or promises of preferential treatment to an employee for submitting to sexual conduct, including soliciting or attempting to solicit any employee to engage in sexual activity for compensation or reward or disparate treatment for rejecting sexual conduct.
 - Subjecting or threats of subjecting an employee to unwelcome sexual attention or conduct or intentionally making performance of the employee's job more difficult because of the employee's sex.
- Sexual or discriminatory displays or publications anywhere at the workplace by employees, such as:
 - Displaying pictures, cartoons, posters, calendars, graffiti, objections, promotional materials, reading materials, or other materials that are sexually suggestive, sexually demeaning or pornographic or bringing to work or possessing any such material to read, display or view at work;
 - Reading publicly or otherwise publicizing in the work environment materials that are in any way sexually revealing, sexually suggestive, sexually demeaning or pornographic; and
 - Displaying signs or other materials purporting to segregate an employee by sex in an area of the workplace (other than restrooms or similar rooms).

The illustrations of harassment and sexual harassment above are not to be construed as an all-inclusive list of prohibited acts under this policy. Moreover, please note that while in most situations a personal relationship is a private matter, these relationships are not appropriate in a professional setting, particularly where one of the parties has management or supervisory responsibilities. As such, consensual relationships in the workplace may violate CalOPS policy.

Whistleblower Policy

CalOPS requires its directors, officers, employees, and volunteers to observe high standards of ethics in the conduct of their duties and responsibilities within the School. As representatives of the School, such individuals must practice honesty and integrity in fulfilling all responsibilities and must comply with all applicable laws and regulations. The purpose of this policy is to create an ethical and open work environment, to ensure that the School has a governance and accountability structure that supports its mission, and to encourage and enable directors, officers, employees, and volunteers of the School to raise serious concerns about the occurrence of illegal or unethical actions within the School before turning to outside parties for resolution.

All directors, officers, employees, and volunteers of the School have a responsibility to report any action or suspected action taken within the School that is illegal, unethical or violates any adopted policy of the School, or local rule or regulation. Anyone reporting a violation must act in good faith, without malice to the School or any individual at the School and have reasonable grounds for believing that the information shared in the report indicates that a violation has occurred. A person who makes a report does not have to prove that a violation has occurred. However, any report which the reporter has made maliciously or any report which the reporter has good reason to believe is false will be viewed as a serious disciplinary offense. No one who in good faith reports a violation, or who, in good faith, cooperates in the investigation of a violation shall suffer harassment, retaliation, or adverse employment action. Further, no one who in good faith discloses, who may disclose, or who the School believes disclosed or may disclose, information regarding alleged violations to a person with authority over the employee or another employee who had responsibility for investigating, discovering or correcting the purported violation shall suffer harassment, retaliation, or adverse employment action.

Drug and Alcohol Free Workplace

CalOPS is committed to providing a drug and alcohol free workplace and to promoting safety in the workplace, employee health and well-being, stakeholder confidence and a work environment that is conducive to attaining high work standards. The use of drugs and alcohol by employees, whether on or off the job, jeopardizes these goals, since it adversely affects health and safety, security, productivity, and public confidence and trust. Drug or alcohol use in the workplace or during the performance of job duties is extremely harmful to employees and to other CalOPS stakeholders.

The bringing to the workplace, possession or use of intoxicating beverages or drugs on any School premises or during the performance of work duties is prohibited and will result in disciplinary action up to and including termination.

Confidential Information

All information relating to students, personal information, schools attended, addresses, contact numbers and progress information is confidential in nature, and may not be shared with or distributed to unauthorized parties. All records concerning special education pupils shall be kept strictly confidential and maintained in separate files. Failure to maintain confidentiality may result in disciplinary action, up to and including release from at-will employment.

Conflict of Interest

All employees must avoid situations involving actual or potential conflict of interest. An employee involved in any relationships or situations which may constitute a conflict of interest should immediately and fully disclose the relevant circumstances to Human Resources, Superintendent or the Board of Directors, for a determination about whether a potential or actual conflict exists. If an actual or potential conflict is determined, the School may take whatever corrective action appears appropriate according to the circumstances. Failure to disclose facts shall constitute grounds for disciplinary action.

Smoking

The CalOPS facility is a no smoking facility.

THE WORKPLACE

Work Schedule

Business hours are normally 8:00 a.m. – 4:00 p.m., Monday through Friday. The regular start times for full time employees are 7:00AM, 7:30AM, and 8:00AM to be determined based on a discussion with their direct supervisor. The regular workday schedule for nonexempt employees is eight (8) hours; the regular workweek schedule is forty (40) hours. Exempt employees are also generally expected to be present during business hours and to commit whatever additional time is necessary to satisfactorily complete all job requirements.

Work from Home

Communication Expectations:

Employees are required to respond to Chat messages within 20 minutes during their working hours. This response time is crucial to maintain the flow of communication and to address work-related inquiries, tasks, and collaboration efforts promptly. If a complete response cannot be provided within the 20-minute window, employees should send an acknowledgment of the message and indicate when the sender can expect a detailed response. Employees should accurately set their availability status on their Google Calendar to reflect their current working status (e.g., Available, In a Meeting, Out of Office). This helps in setting realistic expectations for response times.

Workspace Setup

Employees are expected to establish a dedicated workspace in their home that is quiet and free from distractions. This is essential for maintaining focus, privacy, and the confidentiality of company information. The workspace should be situated in a location where background noise is minimized during work hours and where interruptions by household members, pets, or external factors are limited. The workspace should be ergonomically set up to promote good posture and reduce the risk of strain or injury. This includes a proper chair, desk, and computer setup. Employees are responsible for ensuring their workspace meets CalOPS's health and safety standards. Employees must have a reliable internet connection and the necessary technology (e.g., computer, software, phone) to perform their job functions effectively. California Online Public Schools will provide support for technology setup and troubleshooting as needed.

Child / Dependent Care: Working at home should not be used as a means of providing and/or replacing child / dependent care. The purpose of the work-at-home arrangement is to facilitate job performance and meet the school's business needs. Employees working at home should not act as primary caregivers for dependents during work hours. Dependents may be present at home; however, the dependents must not require the employee's attention during normal work hours. Employees considering a work-at-home arrangement are encouraged to discuss expectations of telecommuting with family members prior to entering such an arrangement.

Non-compliance with the Work from Home policy may prompt a review of the employee's remote work arrangement. Repeated non-compliance may result in disciplinary measures, including possible termination of employment.

Hiring

California Online Public Schools will always make its best efforts to hire staff from within the state of California to align with our mission and to support the local educational workforce. However, this preference is subject to adjustment under Superintendent Discretion, allowing for flexibility based on staffing needs and operational requirements.

Educational Credentials

Some employees, as a condition of employment, must maintain and provide proof of a valid credential as required for the employee's position. It is the employee's responsibility to be aware of the expiration date(s) associated with such credentials and to take steps to renew credentials as needed and provide the renewed credential to the Human Resources (HR) team.. The HR team will monitor the expiration of such credentials and provide employees with any notice required by federal or state law or regulation of such expiration.

Failure to maintain and/or renew required credentials may result in disciplinary action, up to and including unpaid leave, suspension or termination. School employees should reach out to Human Resources with any questions on required credentials.

Employee Relocation

As of March 11th, 2025 California Online Public Schools will allow employee relocations provided it is approved by the Superintendent or designee, and with at least 90 days notice provided to the Human Resources Department. To maintain operational efficiency and comply with state workers' compensation requirements, employees of California Online Public Schools are not permitted to relocate to states with monopolistic workers' compensation systems. The following states have such systems and are therefore restricted for relocation:

- North Dakota
- Ohio
- Wyoming
- Washington
- Unincorporated territories of the US

Additionally, due to time zone considerations and the impact on collaboration, employee support, and student services, employees are not permitted to relocate to times zones 3 or more

hours different than the Pacific Standard Time. This restriction is in place to ensure seamless coordination across all teams and maintain alignment with our students' academic schedules, as all students are based in the Pacific Time Zone.

Exceptions for Current Employees in the Monopolistic states and Eastern Time Zone

Employees who currently reside in monopolistic states and or the Eastern Time Zone as of the effective date of this policy may continue to live and work there. However, no new employees will be hired in the Eastern Time Zone or monopolistic states, and no existing employees will be allowed to relocate to this time zone or these states after the policy's effective date.

Superintendent Discretion

In cases where an employee presents a compelling reason for relocation outside of the approved areas, the Superintendent, or designee of California Online Public Schools retains the discretion to override this policy on a case-by-case basis. Any exceptions must be approved in writing by the Superintendent, or designee and documented accordingly.

Temporary Work Relocation

California Online Public Schools will implement the following guidelines for employees seeking approval for temporary work relocation arrangements. Employees in good standing must submit a written request for temporary work relocation to Human Resources no later than 30 days prior to the intended start date of the arrangement. Approval for temporary work relocation may be granted for locations within the United States. Travel for less than one week will only require supervisor approval. For durations longer than one week, approval from Human Resources is required. International work arrangements will not be approved under any circumstances. Employees seeking to work abroad must request and use PTO for the entire duration of their time outside the country.

Employees who fail to notify HR of their intent to relocate or who relocate without obtaining prior approval will be subject to disciplinary action, up to and including termination.

All employees are encouraged to consult with Human Resources for further clarification regarding this policy and their specific circumstances.

Meal and Rest Periods

Nonexempt employees working at least five (5) hours are provided with a thirty (30) minute meal period, to be taken approximately in the middle of the workday but by no later than the end of the 5th hour of work. An employee may waive this meal period if the day's work will be completed in no more than six (6) hours, provided the employee and CalOPS mutually consent to the waiver in writing.

Nonexempt employees are also provided with a ten (10) minute rest period for every four (4) hours worked which should be scheduled towards the middle of the four (4) hour work period as practicable. Employees are prohibited from combining meal and rest period time.

An employee's supervisor must be aware of and approve scheduled meal and rest periods. Employees must immediately inform their supervisor if they are prevented from taking their meal and/or rest periods. Employees are expected to observe assigned working hours and the time allowed for meal and rest periods.

Lactation Accommodation

CalOPS accommodates lactating employees by providing a reasonable amount of break time to any employee who desires to express breast milk for an infant child. The break time shall, if possible, run concurrently with any break time already provided to the employee. Any break time provided to express breast milk that does not run concurrently with break time already provided to the nonexempt employee shall be unpaid.

CalOPS will make reasonable efforts to provide employees who need a lactation accommodation with the use of a room or other private location that is located close to the employee's work area. Such a room/location shall not be a bathroom, and shall have electricity. Employees shall also be given access to a sink with running water and a refrigerator. Employees with private offices will be required to use their offices to express breast milk. Employees who desire lactation accommodations should contact their supervisor to request accommodations. Lactating employees will not be required to be in-person for mandatory school-wide events, however supervisor approval is required for the excused absence.

Attendance and Tardiness

All employees, whether exempt or nonexempt, are expected to arrive at work consistently and on time. Absenteeism and tardiness negatively affects the School's ability to implement its educational program and disrupts consistency in students' learning.

If it is necessary to be absent or late, employees are expected to telephone their supervisor as soon as possible but no later than one-half (1/2) hour before the start of the workday. If an employee is absent from work longer than one (1) day, he or she is expected to keep their supervisor sufficiently informed of the situation.

As noted in the section of this Handbook concerning prohibited conduct, excessive or unexcused absences or tardiness may result in disciplinary action up to and including release from at-will employment with the School. Absence for more than three (3) consecutive days without notifying their supervisor will be considered a voluntary resignation from employment.

Mandatory In-Person Events

Mandatory in-person events refer to any school-wide meetings, conferences, training sessions, or other gatherings that require physical presence and are deemed necessary for the fulfillment of job duties and organizational objectives (i.e., Back to School, Mid-Year Festivals, State Testing and Graduation). CalOPS is committed to accommodating employees' needs to the extent feasible. Employees who have valid reasons for being unable to attend in-person events, such as health concerns or caregiving responsibilities, should communicate their concerns to their Principal/Director and Human Resources as soon as possible. Reasonable

accommodations will be made whenever possible. For mandatory in-person events that require travel, employees should adhere to CalOPS's [travel policies and procedures](#). This includes booking accommodations, transportation, and other logistics in accordance with organizational guidelines.

Time Cards/Records

By law, CalOPS is obligated to keep accurate records of the time worked by nonexempt employees. Such employees shall be required to utilize the School's time card system.

Nonexempt employees must accurately clock in and out of their shifts as this is the only way the payroll department knows how many hours each employee has worked and how much each employee is owed. The time card indicates when the employee arrived and when the employee departed. All nonexempt employees must clock in and out for arrival and departure, along with lunch and for absences like doctor or dentist appointments. All employees are required to keep the office advised of their departures from and returns to the school premises during the workday.

Nonexempt employees are solely responsible for ensuring accurate information on their time cards and remembering to record time worked. If an employee forgets to mark their time card or makes an error on the time card, the employee must contact their supervisor to make the correction and such correction must be initiated by both the employee and their supervisor.

Nonexempt employees are prohibited from performing off-the-clock work, including but not limited to checking emails before/after work hours, performing work in the morning before logging in, and running School errands after logging out.

No one may record hours worked on another's worksheet. The HR Payroll team can make an adjustment on an employee's timesheet with the employee's permission in cases where the employee is unable to access their timesheet. Any employee who violates any aspect of this policy may be subject to disciplinary action, up to and including release from at-will employment with the School.

Use of Email, Voicemail and Internet Access

CalOPS will permit employees to use its email, voicemail systems and Internet access subject to the following:

1. Minimal personal use as long as it does not interfere with timely job performance and is consistent with law and appropriate protocols.
2. The email system and Internet access is not to be used in any way that may be disruptive, offensive to others, or harmful to morale. For example, sexually explicit images, ethnic slurs, racial epithets, or anything else that may be construed as harassment or disparagement of others based on their race, national origin, sex, sexual orientation, age, religious beliefs or political beliefs may not be displayed or transmitted.
3. Employees should not attempt to gain access to another employee's personal file or

email or voicemail messages without the latter's express permission.

4. The School has the ability to access any message at any time. Employees must be aware that the possibility of such access always exists.
5. Employees should not use personal devices or email accounts for School-related communications. Such communications should only take place using School-issued devices and via the employee's email account.

Personal Business

CalOPS's facilities for handling mail and telephone calls are designed to accommodate School business. Employees should have personal mail directed to their home address and limit personal telephone calls to an absolute minimum. Personal calls should only take place during break times and should not interfere with daily tasks. Do not use School material, time or equipment for personal projects.

Social Media

If an employee decides to post information on the Internet (i.e., personal blog, Facebook, Instagram, Twitter, etc.) that discusses any aspect of his/her workplace activities, the following restrictions apply:

- School equipment, including School computers and electronics systems, may not be used for these purposes;
- Student and employee confidentiality policies must be strictly followed;
- Employees must make clear that the views expressed in their blogs are their own and not those of the School;
- Employees may not use the School's logos, trademarks and/or copyrighted material and are not authorized to speak on the School's behalf;
- Employees are not authorized to publish any confidential or proprietary information maintained by the School;
- Employees are prohibited from making discriminatory, defamatory, libelous or slanderous comments when discussing the School, the employee's supervisors, co-workers and competitors;
- Employees must comply with all School policies, including, but not limited to, rules against unlawful harassment and retaliation.

The School reserves the right to take disciplinary action against any employee whose social media postings violate this or other School policies.

Personal Appearance/Standards of Dress

CalOPS employees serve as role models to the School's students. All employees should therefore maintain professional standards of dress and grooming. Just as overall attitude and instructional competency contribute to a productive learning environment, so do appropriate dress and grooming.

Employees are encouraged to wear clothing that will add dignity to the educational profession, will present an image consistent with their job responsibilities, and will not interfere with the learning process. Accordingly, all employees shall adhere to the following standards of dress:

- 1) Clothing and jewelry must be safe and appropriate to the educational environment. All clothing must be clean and in good repair. Slits or tears in pants or other articles of clothing are not permitted except for modest slits in dresses or skirts that are no higher than three (3) inches above the knee.
- 2) Slacks and shorts are to be worn on the waist with no portion of an undergarment showing. Shorts should be modest in length and should be no higher than three (3) inches above the knee.
- 3) Skirts and dresses should be no higher than three (3) inches above the knee.
- 4) All tops must be appropriate to the work environment, and should be clean, neat, and provide proper coverage.
- 5) Clothing or jewelry with logos that depict and/or promote gangs, drugs, alcohol, tobacco, sex, violence, illegal activities, profanity, or obscenity are not permitted.
- 6) Appropriate shoes must be worn at all times.

Health and Safety Policy

CalOPS is committed to providing and maintaining a healthy and safe work environment for all employees.

Employees are required to know and comply with the School's General Safety Rules and to follow safe and healthy work practices at all times. Employees are required to report immediately to Human Resources any potential health or safety hazards, and all injuries or accidents.

In compliance with Proposition 65, the School will inform employees of any known exposure to a chemical known to cause cancer or reproductive toxicity.

Security Protocols

CalOPS has developed guidelines to help maintain a secure workplace. Be aware of unknown persons loitering in parking areas, walkways, entrances and exits and service areas. Report any suspicious persons or activities to Human Resources. Employee desk or office should be secured at the end of the day. When an employee is called away from his or her work area for an extended length of time, valuable or personal articles should not be left around a work station that may be accessible. The security of facilities as well as the welfare of employees depends upon the alertness and sensitivity of every individual to potential security risks. Employees should immediately notify Operations when keys are missing or if security access codes or passes have been breached.

Occupational Safety

CalOPS is committed to the safety of its employees, vendors, contractors and the public and to providing a clear safety goal for management.

The prevention of accidents is the responsibility of every School supervisor. It is also the duty of all employees to accept and promote the established safety regulations and procedures. Every effort will be made to provide adequate safety training. If an employee is ever in doubt how to perform a job or task safely, assistance should be requested. Unsafe conditions must be reported immediately.

It is the policy of the School that accident prevention shall be considered of primary importance in all phases of operation and administration. CalOPS's management is required to provide safe and healthy working conditions for all employees and to establish and require the use of safe practices at all times.

Failure to comply with or enforce School safety and health rules, practices and procedures could result in disciplinary action up to and including possible termination.

Accident/Incident Reporting

It is the duty of every employee to immediately or as soon as is practical report any accident or injury occurring during work or on School premises so that arrangements can be made for medical or first aid treatment, as well as for investigation and follow-up purposes. Accident/Incident report can be found in the employee resources shared folder.

Reporting Fires and Emergencies

It is the duty of every employee to know how to report fires and other emergencies quickly and accurately. Employees should report any such emergency by calling management. In addition, all employees should know the local emergency numbers such as 911.

EMPLOYEE WAGES AND HEALTH BENEFITS

Payroll Withholdings

As required by law, the School shall withhold Federal Income Tax, State Income Tax, Social Security (FICA) and State Disability Insurance from each employee's pay as follows:

1. Federal Income Tax Withholding: The amount varies with the number of exemptions the employee claims and the gross pay amount.
2. State Income Tax Withholding: The same factors which apply to federal withholdings apply to state withholdings.
3. Social Security (FICA) and California State Teachers Retirement System (CalSTRS): The Federal Insurance Contribution Act requires that a certain percentage of employee earnings be deducted and forwarded to the federal government, together with an equal amount contributed by the School. However, credentialed employees with CalSTRS eligible positions are required to have a certain percentage of their earnings deducted and forwarded to their CalSTRS account, together with a certain amount by the School.
4. State Disability Insurance (SDI): This state fund is used to provide benefits to those out of work because of illness or disability.

Employees may also have deductions made to their paychecks when a wage overpayment occurs. The School will provide the employee with a written notice which describes the wage overpayment and will afford the employee an opportunity to respond before commencing any recoupment action. If the employee disputes the wage overpayment, the School shall initiate a legal action to validate the overpayment before proceeding with recoupment. The School may require the employee to reimburse an overpayment through a mutually agreeable method, including through cash repayment or a deduction of the employee's payroll check, among other options. An employee who is separated from employment before full repayment of the overpayment amount shall have any remaining amounts withheld from their final check. The School also reserves the right to exercise any and all other legal means to recover any additional amounts owed. The School shall provide employees with advance written notice of the deduction prior to the pay period where it will go into effect.

Every deduction from an employee's paycheck is explained on the check voucher. If an employee does not understand the deductions, he or she should ask Human Resources to explain them.

Employees may change the number of withholding allowances claimed for Federal Income Tax purposes at any time by filling out a new W-4 form and submitting it to Human Resources. The office maintains a supply of these forms.

All Federal, State, and Social Security taxes will be automatically deducted from paychecks. Federal Withholding Tax deduction is determined by the employee's W-4 form. The W-4 form should be completed upon hire and it is the employee's responsibility to report any changes in filing status to Human Resources and to fill out a new W-4 form.

At the end of the calendar year, a “withholding statement” (W-2) will be prepared and forwarded to each employee for use in connection with preparation of income tax returns. The W-2 shows Social Security information, taxes withheld and total wages.

Overtime Pay

Whether an employee is exempt from or subject to overtime pay will be determined on a case-by-case basis and will be indicated in the employee’s job description. Generally, teachers and administrators are exempt. Nonexempt employees may be required to work beyond the regularly scheduled workday or workweek as necessary. Only actual hours worked in a given workday or workweek can apply in calculating overtime for nonexempt employees. CalOPS will attempt to distribute overtime evenly and accommodate individual schedules. All overtime work must be previously authorized by the employee’s supervisor. CalOPS provides compensation for all overtime hours worked by nonexempt employees in accordance with state and federal law as follows:

For employees subject to overtime, all hours worked in excess of eight (8) hours in one workday or forty (40) hours in one workweek shall be treated as overtime. Compensation for hours in excess of forty (40) for the workweek or in excess of eight (8) and not more than twelve (12) for the workday, and for the first eight (8) hours on the seventh consecutive day in one workweek, shall be paid at a rate of one and one-half times the employee’s regular rate of pay. Compensation for hours in excess of twelve (12) in one workday and an excess of eight (8) on the seventh consecutive workday of the workweek shall be paid at double the regular rate of pay.

Exempt employees may have to work hours beyond their normal schedules as work demands require. No overtime compensation will be paid to these exempt employees.

Paydays

Paydays are scheduled twice per month, on the 10th and 25th of the month, or the business day preceding the date if it lands on a weekend or holiday. If an employee observes any error in his or her check, it should be reported immediately to Human Resources.

Wage Attachments and Garnishments

Under normal circumstances, the School will not assist creditors in the collection of personal debts from its employees. However, creditors may resort to certain legal procedures such as garnishments, levies or judgments that require the School, by law, to withhold part of an employee’s earnings in their favor.

Employees are strongly encouraged to avoid such wage attachments and garnishments. If the School is presented a second garnishment request concerning an employee, Human Resources will discuss the situation with the employee.

Medical Benefits

Eligibility

An employee is eligible for medical coverage if he or she is a regular employee working for the School at least thirty (30) hours per week.

Employees who go from part-time to full-time employment become eligible for full benefits on the first day of the month following the effective date of the change.

When Coverage Starts

Employee eligibility will begin on the first day of employment. Coverage will start on the first day of the next month. An enrollment form must be submitted to the Human Resources team within the first 30 days of employment. This form serves as a request for coverage, and authorizes any payroll deductions necessary to pay for coverage.

COBRA Benefits

When coverage under the School's medical and/or dental plans ends, employees or their dependents can continue coverage for eighteen (18) or thirty-six (36) months, depending upon the reason benefits ended. To continue coverage, an employee must pay the full cost of coverage – the employee contribution and the School's previous contribution plus a possible administrative charge.

Medical coverage for an employee, his/her spouse, and eligible dependent children can continue for up to eighteen (18) months if coverage ends because:

- Employment ends, voluntarily or involuntarily, for any reason other than gross misconduct; or
- Hours of employment are reduced below the amount required to be considered a full-time employee or part-time, making an employee ineligible for the plan.

This eighteen (18) month period may be extended an additional eleven (11) months in cases of disability subject to certain requirements. This eighteen (18) month period may also be extended an additional eighteen (18) months if other events (such as a divorce or death) occur subject to certain requirements.

An employee's spouse and eligible dependents can continue their health coverage for up to thirty-six (36) months if coverage ends because:

- The employee dies while covered by the plan;
- The employee and his/her spouse become divorced or legally separated;

- The employee becomes eligible for Medicare coverage, but his/her spouse has not yet reached age sixty-five (65); or
- The employee's dependent child reaches an age which makes him or her ineligible for coverage under the plan.

Rights similar to those described above may apply to retirees, spouses and dependents if the employer commences a bankruptcy proceeding and those individuals lose coverage.

CalOPS will notify employees or their dependents if coverage ends due to termination or a reduction in work hours. If an employee becomes eligible for Medicare, divorced or legally separated, dies, or when a dependent child no longer meets the eligibility requirements, the employee or a family member are responsible for notifying the School within thirty (30) days of the event. CalOPS will then notify the employee or his/her dependents of the employee's rights.

Health coverage continuation must be elected within sixty (60) days after receiving notice of the end of coverage, or within sixty (60) days after the event causing the loss, whichever is later.

There are certain circumstances under which coverage will end automatically. This happens if:

- Premiums for continued coverage are not paid within thirty (30) days of the due date;
- The employee (or his/her spouse or child) become covered under another group health plan which does not contain any exclusion or limitation with respect to any pre-existing condition the employee (or the employee's spouse or child, as applicable) may have;
- CalOPS stops providing group health benefits;
- The employee (or the employee's spouse or child) become entitled to Medicare; or
- The employee extended coverage for up to twenty-nine (29) months due to disability and there has been a final determination that the employee is no longer disabled.

PERSONNEL EVALUATION AND RECORD KEEPING

Employee Reviews and Evaluations

Each employee will receive periodic performance reviews conducted by their direct supervisor. Performance evaluations will be conducted annually. The frequency of performance evaluations may vary depending upon length of service, job position, past performance, changes in job duties, or recurring performance problems.

Mid-Year Evaluation

All new employees as well as employees who are struggling, will undergo a mid-year evaluation. Employees hired after September 30th, will participate in a mid-year evaluation the following school year. Supervisors and employees will engage in a focused review, assessing performance and progress since the employee's start date. The mid-year evaluation will provide an opportunity to address any immediate concerns, recognize achievements, and set clear expectations for the remainder of the year.

End of Year Evaluation

Each school year, all employees will take part in a self-evaluation as a part of the end of year evaluation. Employees hired after April 1st will not have an end of year evaluation. During the self-evaluation, employees should reflect on their achievements, challenges, strengths, and areas for improvement. Supervisors will assess performance, using the same rubric as the self-evaluation. A one-on-one meeting between each employee and their supervisor will be held to discuss the evaluations. This meeting is a platform for constructive feedback, recognition of achievements, and discussion of career development plans.

Constructive feedback will be provided, and any necessary adjustments to goals or responsibilities will be discussed. Development opportunities and support will be identified to ensure continued growth and success.

Employees with positive performance reviews will be considered for promotions and career advancement opportunities.

Performance evaluations may review factors such as the quality and quantity of the work performed, knowledge of the job, initiative, work attitude, and attitude toward others. The performance evaluations are intended to make employees aware of their progress, areas for improvement, and objectives or goals for future work performance. Favorable performance evaluations do not guarantee increases in salary or promotions. Salary increases and promotions are solely within the discretion of the School. After the review, an employee will be required to sign the evaluation report to acknowledge that it has been presented to them, that they have discussed it with their supervisor, and that they are aware of its contents.

Newly hired employees may have their performance goals reviewed by their supervisors within the first ninety (90) days of employment.

On a periodic basis, the supervisors will review employee job performance with an employee in order to establish goals for future performance and to discuss current performance. CalOPS's evaluation system will in no way alter the at-will employment relationship.

Personnel Files and Record Keeping Protocols

At the time of employment, a personnel file is established for each employee. It is each employee's responsibility to keep Human Resources advised of changes that should be reflected in their personnel file. Such changes include: change in address, telephone number, marital status, number of dependents and person(s) to notify in case of emergency. Prompt notification of these changes is essential and will enable the School to contact an employee should the change affect their other records.

Employees have the right to inspect documents in their personnel file, as provided by law, in the presence of a School representative, at a mutually convenient time. Employees also have the right to obtain a copy of their personnel file as provided by law. Employees may add comments to any disputed item in the file. CalOPS will restrict disclosure of personnel files to authorized individuals within the School. A request for information contained in the personnel file must be directed to Human Resources. Only Human Resources is authorized to release information about current or former employees. Disclosure of information to outside sources will be limited. However, the School will cooperate with requests from authorized law enforcement or local, state or federal agencies conducting official investigations or as otherwise legally required.

Credible complaints of substantiated investigations into or discipline for egregious misconduct will not be expunged from an employee's personnel file unless the complaint is heard by an arbitrator, administrative law judge, or the Board and the complaint is deemed to be false, not credible, unsubstantiated or a determination was made that discipline was not warranted.

Internal Applications

Job openings will be posted on CalOPS's careers page, and shared regularly through company-wide emails. Internal and external recruitment may occur simultaneously or separately. Job postings will include essential details such as job title, department, responsibilities, qualifications, and application deadline. As with external hiring, equal consideration for internal transfer or promotion is given to all who apply in accordance with the Equal Opportunity Policy.

To be eligible to apply for an internal position, an employee must be in good standing with the company, meeting performance expectations and having no active disciplinary actions against them. Employees should meet the minimum qualifications and requirements specified for the position as outlined in the job posting. Employees must have approval from their supervisor and admin before being eligible to apply for internal positions unless stated otherwise. Employees interested in applying for an internal job opportunity must submit their application through the application portal and follow the specified application instructions.

Career Ladder

The purpose of Career Ladder is to provide leadership development opportunities for 10-month staff and recognition of 10-month staff that assume additional tasks and responsibilities in support of the school's mission of being the best online public charter school. Career Ladder compensation is for work done in addition to a staff member's regular role.

The Career Ladder consists of two tiers, each with increasing responsibilities as well as increasing pay.

Collaborative Teacher - 8% on top of base salary

Supervising Teacher - 16% on top of base salary - can supervise up to 10 employees

Applying for Career Ladder

All 10-month staff will have the opportunity to apply to a career ladder role each school year and employees with an overall "meets or exceeds the standards" on their evaluation will be considered. Employees will have to re-apply to the Career Ladder each school year and your Career Ladder role and responsibilities will be evaluated during the performance review cycle. Career Ladder positions are not guaranteed each school year.

Every two years, a Career Ladder audit will be conducted. During this audit, administrators and the Human Resources Department will collaborate to discuss allocation of Career Ladder points to ensure they are being used effectively.

HOLIDAYS, VACATION/SICK TIME OFF AND LEAVES

Holidays

CalOPS calendar reflects any and all holidays observed by the School. The following holidays are generally observed by public entities, including public schools:

- New Year’s Day
- Martin Luther King Jr. Birthday
- President’s Day
- Memorial Day
- Juneteenth
- Independence Day
- Labor Day
- Veteran’s Day
- Thanksgiving
- Friday after Thanksgiving
- Day before Christmas
- Christmas Day

Other days during the school year, such as days during the School’s calendared breaks, shall not be paid time for nonexempt employees in active status. Recognized religious holidays may be taken off by an employee whose religion requires observance of the particular day. Employees must request the day off in advance by written notice to their supervisor. The employee will be paid if the religious holiday is taken as an earned paid leave day (vacation day).

Vacation Time Off

CalOPS acknowledges the value of vacation time as a well-deserved opportunity for rest and renewal, we encourage scheduling vacations with mindful consideration for 'peak traffic periods' within the school year. This ensures that both our staff can enjoy their time off to the fullest extent possible and that our operations continue to run smoothly during busy periods.

All Regular full-time employees are entitled to vacation terms based upon date of hire, length of service and status with the School.

Vacation Schedule – Regular Full-Time Employees (12-month) Years of Service Maximum # Number of Vacation Hours per Year.

In the first school year, eligible staff receive vacation according to their month of hire:

July - September	80
October - December	60
January - March	40
April - June	24

After the first school year, vacation hours are allocated as follows:
 Years of Service Maximum Number of Vacation Hours per Year

Start of 2nd school year	112
Start of 3rd school year	144
Start of 7th school year	160
Start of 10th school year	184
Start of 15th school year	200
Start of 20th school year	216
Start of 25th school year	232
Start of 30th school year	248

Vacation Schedule – Regular Full-Time Employees (10-month) Years of Service Maximum # Number of Vacation Hours per Year.

In the first school year, eligible staff receive vacation according to their month of hire:

August - December	40
January - April	24
May - July	16

After the first school year, vacation hours are allocated as follows:
 Years of Service Maximum Number of Vacation Hours per Year

Start of 2nd school year	48
Start of 3rd school year	64
Start of 7th school year	80
Start of 10th school year	96
Start of 15th school year	112
Start of 20th school year	128
Start of 25th school year	144
Start of 30th school year	160

Employees who are rehired into a benefit eligible position within one (1) school year of their termination date will receive service credit for purposes of vacation days accrual placement based on their original hire date.

Unused, earned vacation days will be paid out at the end of each school year; they may not be carried over from year to year. All vacation days must be requested in advance and must be approved by your supervisor. Part-time employees will receive a prorated allocation of vacation time equal to 50% of the above allocations.

Vacation time is reset for all school staff on July 1st of each year.

Sick Time Off

To help prevent loss of earnings that may be caused by accident or illness, or by other emergencies, the School offers paid sick time off to its employees. Sick hours may be taken to receive preventive care (including annual physicals or flu shots) or to diagnose, treat, or care for an existing health condition. Employees may also use sick hours to assist a family member (i.e., children, parents, spouses/domestic partners, grandparents, grandchildren, or siblings) or a designated person (i.e., one who is related to the employee by blood or whose association with the employee is the equivalent of a family relationship) who must receive preventative care or a diagnosis, treatment, or care for an existing health condition. Employees are limited to one (1) designated person per twelve (12) month period. Employees may also take paid sick time off to receive medical care or other assistance to address instances of domestic violence, sexual assault, or stalking.

Paid sick time off is available to all School employees beginning their first day worked. All eligible employees shall be credited with forty (40) hours of sick leave at the beginning of each work year. Sick hours are front loaded for all employees at the beginning of each school year.

Employees cannot use paid sick time off until the thirtieth (30th) calendar day following the employee's start date. Sick time off must be taken by eligible employees in increments of two (2) hours. Accrued sick hours do carry over from year to year with a maximum cap of eighty (80) hours and the School does not pay employees in lieu of unused sick time off.

If an employee is absent longer than five (5) days due to illness, medical evidence of their illness and/or medical certification of their fitness to return to work satisfactory to the School may be required. The School will not tolerate abuse or misuse of the sick time off privilege. If the School suspects abuse of sick time off, the School may require a medical certification from an employee verifying the employee's absence.

Once an employee has exhausted sick hours, the employee may continue on an unpaid medical leave depending upon the facts and circumstances of the employee's basis for leave beyond accrued sick time off. Employee requests for unpaid medical leave must be approved in advance by the School.

Unpaid Leave of Absence

CalOPS recognizes that special situations may arise where an employee must leave his or her job temporarily. At its discretion, the School may grant employees leaves of absence. Any unpaid leave of absence must be approved in advance by the School.

The granting of a leave of absence always presumes the employee will return to active work by a designated date or within a specific period.

During a Family and Medical Leave Act, California Family Rights Act leave, and/or Pregnancy Disability Leave, the employee's medical and dental benefits will remain in force, provided the employee pays the appropriate premiums. Otherwise, benefits are terminated the month any other type of leave begins. If an employee fails to return from a leave and is subsequently terminated, the employee is entitled to all earned but unused vacation pay, provided that the

vacation pay was earned prior to the commencement of leave. No vacation time is accrued during any type of unpaid leave of absence.

Family Care and Medical Leave

This policy explains how the School complies with the federal Family and Medical Leave Act (“FMLA”) and the California Family Rights Act (“CFRA”), both of which require the School to permit each eligible employee to take up to twelve (12) workweeks (or twenty-six (26) workweeks where indicated) of FMLA/CFRA leave in any twelve (12) month period for the purposes enumerated below.

- **Employee Eligibility Criteria**

To be eligible for FMLA/CFRA leave, the employee must have been employed by the School for a total of at least twelve (12) months, worked at least 1,250 hours during the twelve (12) month period immediately preceding commencement of the leave, and work at a location where the School has at least fifty (50) employees within seventy-five (75) miles, (except for purposes of CFRA where the School must only have at least five (5) employees).

- **Events That May Entitle an Employee To FMLA/CFRA Leave**

The twelve (12) week (or twenty-six (26) workweeks where indicated) FMLA/CFRA allowance includes any time taken (with or without pay) for any of the following reasons:

1. To care for the employee’s newborn child or a child placed with the employee for adoption or foster care. Leaves for this purpose must conclude twelve (12) months after the birth, adoption, or placement. If both parents are employed by the School, they each will be entitled to a separate twelve (12) weeks of leave for this purpose, which cannot be loaned or otherwise assigned from one employee to the other.
2. Because of the employee’s own serious health condition (including a serious health condition resulting from an on-the-job illness or injury) that makes the employee unable to perform any one or more of the essential functions of his or her job (other than a disability caused by pregnancy, childbirth, or related medical conditions, which is covered by the School’s separate pregnancy disability policy).
 - a. A “serious health condition” is an illness, injury (including, but not limited to, on-the-job injuries), impairment, or physical or mental condition of the employee or a child, parent, or spouse of the employee that involves either inpatient care or continuing treatment, including, but not limited to, treatment for substance abuse.
 - b. “Inpatient care” means a stay in a hospital, hospice, or residential health care facility, any subsequent treatment in connection with such inpatient care, or

any period of incapacity. A person is considered an “inpatient” when a health care facility formally admits him/her to the facility with the expectation that he/she will remain at least overnight and occupy a bed, even if it later develops that such person can be discharged or transferred to another facility and does not actually remain overnight.

- c. “Incapacity” means the inability to work, attend school, or perform other regular daily activities due to a serious health condition, its treatment, or the recovery that it requires.
 - d. “Continuing treatment” means ongoing medical treatment or supervision by a health care provider.
3. To care for a spouse, domestic partner, child, or parent with a serious health condition. A qualifying family member may also include a parent-in-law, grandparent, grandchild, sibling, or designated person for CFRA purposes. “Designated person” refers to any individual related by blood or whose association with the employee is the equivalent to a family relationship. Employees are limited to one (1) designated person per twelve (12) month period.
 4. When an employee is providing care to a spouse, son, daughter, parent, or next of kin who is a covered Armed Forces service member with a serious injury or illness, the employee may take a maximum of twenty-six (26) weeks of additional FMLA leave in a single twelve (12) month period to provide said care. CFRA does not provide leave specific to caring for a service member.
 5. For any “qualifying exigency” because the employee is the spouse, son, daughter, or parent of an individual on active military duty, or an individual notified of an impending call or order to active duty, in the Armed Forces. For CFRA purposes, this may also include a domestic partner.

• Amount of FMLA/CFRA Leave Which May Be Taken

1. FMLA/CFRA leave can be taken in one (1) or more periods, but may not exceed twelve (12) workweeks total for any purpose in any twelve (12) month period, as described below, for any one, or combination of the above-described situations. “Twelve workweeks” means the equivalent of twelve (12) of the employee’s normally scheduled workweeks. For a full-time employee who works five (5) eight-hour days per week, “twelve workweeks” means sixty (60) working and/or paid eight (8) hour days.
2. In addition to the twelve (12) workweeks of FMLA/CFRA leave that may be taken, an employee who is the spouse, son, daughter, parent, or next of kin of a covered Armed Forces service member may also be entitled to a total of twenty-six (26) workweeks of FMLA leave during a twelve (12) month period to care for the servicemember.

3. The “twelve month period” in which twelve (12) weeks of FMLA and CFRA leave may be taken is the twelve (12) month period immediately preceding the commencement of any FMLA/CFRA leave.
4. If a holiday falls within a week taken as FMLA/CFRA leave, the week is nevertheless counted as a week of FMLA/CFRA leave. If, however, the School’s business activity has temporarily ceased for some reason and employees are generally not expected to report for work for one or more weeks, such as the Winter Break, Spring Break, or Summer Vacation, the days the School’s activities have ceased do not count against the employee’s FMLA or CFRA leave entitlement. Similarly, if an employee uses FMLA/CFRA leave in increments of less than one (1) week, the fact that a holiday may occur within a week in which an employee partially takes leave does not count against the employee’s leave entitlement unless the employee was otherwise scheduled and expected to work during the holiday.

- Pay during FMLA/CFRA Leave

1. An employee on FMLA/CFRA leave because of his/her own serious health condition must use all accrued paid sick leave at the beginning of any otherwise unpaid FMLA/CFRA leave period. If an employee is receiving a partial wage replacement benefit during the FMLA/CFRA leave, the School and the employee may agree to have School-provided paid leave, such as vacation or sick time, supplement the partial wage replacement benefit unless otherwise prohibited by law.
2. A full-time employee on FMLA/CFRA leave because of a qualifying family member’s serious health condition is eligible to receive 100% of their regular earnings from CalOPS for a period of up to four (4) weeks, or twenty (20) work days. During any remaining FMLA/CFRA leave that is utilized for a qualifying family member’s serious health condition, the employee may receive partial wage replacement benefits from the state and may use any or all accrued paid leave to supplement partial wage replacement benefits, unless otherwise prohibited by law. Part-time employees are not eligible for compensation through CalOPS and may utilize wage replacement benefits and accrued paid leave.
3. 3. An employee on FMLA/CFRA leave for baby-bonding may use any or all accrued sick leave at the beginning of any otherwise unpaid FMLA/CFRA leave. During approved baby-bonding leave, CalOPS will provide 100% of a full-time employee’s regular earnings for a period of eight (8) weeks. During any remaining FMLA/CFRA leave that is utilized for approved baby-bonding leave, the employee may receive partial wage replacement benefits from the state and may use any or all accrued paid leave to supplement the wage replacement benefits, unless otherwise prohibited by law. Part-time employees are not eligible for compensation through CalOPS and may utilize wage replacement benefits and accrued paid leave.

4. The receipt of sick leave pay or State Disability Insurance benefits will not extend the length of the FMLA or CFRA leave. Sick pay accrued during any period of unpaid FMLA or CFRA leave only until the end of the month in which unpaid leave began.

- **Health Benefits**

The provisions of the School's various employee benefit plans govern continuing eligibility during FMLA/CFRA leave, and these provisions may change from time to time. The health benefits of employees on FMLA/CFRA leave will be paid by the School during the leave at the same level and under the same conditions as coverage would have been provided if the employee had been continuously employed during the leave period. When a request for FMLA/CFRA leave is granted, the School will give the employee written confirmation of the arrangements made for the payment of insurance premiums during the leave period.

If an employee is required to pay premiums for any part of his/her group health coverage, the School will provide the employee with advance written notice of the terms and conditions under which premium payments must be made.

CalOPS may recover the health benefit costs paid on behalf of an employee during his/her FMLA/CFRA leave if:

1. The employee fails to return from leave after the period of leave to which the employee is entitled has expired. An employee is deemed to have "failed to return from leave" if he/she works less than thirty (30) days after returning from FMLA/CFRA leave; and
2. The employee's failure to return from leave is for a reason other than the continuation, recurrence, or onset of a serious health condition that entitles the employee to FMLA/CFRA leave, or other circumstances beyond the control of the employee.

- **Seniority**

An employee on FMLA/CFRA leave remains an employee and the leave will not constitute a break in service. An employee who returns from FMLA/CFRA leave will return with the same seniority he/she had when the leave commenced.

- **Medical Certifications**

1. An employee requesting FMLA/CFRA leave because of his/her own or a relative's serious health condition must provide medical certification from the appropriate health care provider on a form supplied by the School. Absent extenuating circumstances, failure to provide the required certification in a timely manner (within fifteen [15] days of the School's request for certification) may result in denial of the leave request until such certification is provided.

2. The School will notify the employee in writing if the certification is incomplete or insufficient, and will advise the employee what additional information is necessary in order to make the certification complete and sufficient. The School may contact the employee's health care provider to authenticate a certification as needed.
3. If the School has reason to doubt the medical certification supporting a leave because of the employee's own serious health condition, the School may request a second opinion by a health care provider of its choice (paid for by the School). If the second opinion differs from the first one, the School will pay for a third, mutually agreeable, health care provider to provide a final and binding opinion.
4. Recertifications are required if leave is sought after expiration of the time estimated by the health care provider. Failure to submit required recertifications can result in termination of the leave.

- **Procedures for Requesting and Scheduling FMLA/CFRA Leave**

1. An employee should request FMLA/CFRA leave by completing a Request for Leave form and submitting it to Human Resources. An employee asking for a Request for Leave form will be given a copy of the School's then-current FMLA/CFRA leave policy.
2. Employees should provide not less than thirty (30) days' notice for foreseeable childbirth, placement, or any planned medical treatment for the employee or his/her qualifying family member. Failure to provide such notice is grounds for denial of a leave request, except if the need for FMLA/CFRA leave was an emergency or was otherwise unforeseeable.
3. Where possible, employees must make a reasonable effort to schedule foreseeable planned medical treatments so as not to unduly disrupt the School's operations.
4. If FMLA/CFRA leave is taken because of the employee's own serious health condition or the serious health condition of the employee's qualifying family member, the leave may be taken intermittently or on a reduced leave schedule when medically necessary, as determined by the health care provider of the person with the serious health condition.
5. If FMLA/CFRA leave is taken because of the birth of the employee's child or the placement of a child with the employee for adoption or foster care, the minimum duration of leave is two (2) weeks, except that the School will grant a request for FMLA/CFRA leave for this purpose of at least one day but less than two (2) weeks' duration on any two (2) occasions.
6. If an employee needs intermittent leave or leave on a reduced leave schedule that is foreseeable based on planned medical treatment for the employee or a family member, the employee may be transferred temporarily to an available alternative position for which he or she is qualified that has equivalent pay and benefits and

that better accommodates recurring periods of leave than the employee's regular position.

7. The School will respond to an FMLA/CFRA leave request no later than five (5) business days of receiving the request. If an FMLA/CFRA leave request is granted, the School will notify the employee in writing that the leave will be counted against the employee's FMLA/CFRA leave entitlement. This notice will explain the employee's obligations and the consequences of failing to satisfy them.

- **Return to Work**

1. Upon timely return at the expiration of the FMLA/CFRA leave period, an employee is entitled to the same or a comparable position with the same or similar duties and virtually identical pay, benefits, and other terms and conditions of employment unless the same position and any comparable position(s) have ceased to exist because of legitimate business reasons unrelated to the employee's FMLA/CFRA leave.
2. When a request for FMLA/CFRA leave is granted to an employee, the School will give the employee a written guarantee of reinstatement at the termination of the leave (with the limitations explained above).
3. Before an employee will be permitted to return from FMLA/CFRA leave taken because of his/her own serious health condition, the employee must obtain a certification from his/her health care provider that he/she is able to resume work.
4. If an employee can return to work with limitations, the School will evaluate those limitations and, if possible, will accommodate the employee as required by law. If accommodation cannot be made, the employee will be medically separated from the School.

- **Employment during Leave**

No employee, including employees on FMLA/CFRA leave, may accept employment with any other employer without the School's written permission. An employee who accepts such employment without the School's written permission will be deemed to have resigned from employment at the School.

CalOPS Bonding Leave

The School is proud to support all our employees as they welcome children into their families. As a result, we provide a comprehensive parental leave policy to ensure every employee has the space and time to welcome children and return to work successfully.

All eligible employees (birthing and non-birthing parents) are eligible for up to 8 weeks of paid bonding leave at 100% pay in the twelve-month period following the birth of a child, adoption of a child, or placement of a foster child in their home. This paid bonding leave policy is

available to employees who have worked at least 12 months in a full-time role. Employees who have not met this tenure requirement will not be eligible for the school sponsored bonding leave and will have to be in adherence to their state and local laws.

Notification: We ask that employees notify their manager or HR as soon as possible about their intended leave, no later than six weeks in advance of the anticipated start date.

Intermittent leave: Employees are allowed to split up their allotted parental leave times into intermittent leaves, as long as parental leave is taken in no less than two week periods.

Impact of state and local laws: We will comply with all applicable federal, state and local laws related to parental leave. Your leave will run concurrently. If your employment self-terminates: You will not be paid for any unused portion of your paid parental leave.

Pregnancy Disability Leave

This policy explains how the School complies with the California Pregnancy Disability Act, which requires the School to give each female employee an unpaid leave of absence of up to four (4) months per pregnancy, as needed, for the period(s) of time a woman is actually disabled by pregnancy, childbirth, or related medical conditions.

- **Employee Eligibility Criteria**

To be eligible for pregnancy disability leave, the employee must be disabled by pregnancy, childbirth, or a related medical condition and must provide appropriate medical certification concerning the disability.

- **Events That May Entitle an Employee to Pregnancy Disability Leave**

The four (4) month pregnancy disability leave allowance includes any time taken (with or without pay) for any of the following reasons:

1. The employee is unable to work at all or is unable to perform any one or more of the essential functions of her job without undue risk to herself, the successful completion of her pregnancy, or to other persons because of pregnancy or childbirth, or because of any medically recognized physical or mental condition that is related to pregnancy or childbirth (including severe morning sickness); or
2. The employee needs to take time off for prenatal care.

- **Duration of Pregnancy Disability Leave**

Pregnancy disability leave may be taken in one or more periods, but not to exceed four months total. "Four months" means the number of days the employee would normally work within four months. For a full-time employee who works five (5) eight (8) hour days per week, four (4) months means 693 hours of leave (40 hours per week times 17 $\frac{1}{3}$ weeks).

For employees who work more or less than forty (40) hours per week, or who work on variable work schedules, the number of working days that constitutes four (4) months is calculated on a pro rata or proportional basis. For example, for an employee who works twenty (20) hours per week, “four months” means 346.5 hours of leave entitlement (20 hours per week times 17 $\frac{1}{3}$ weeks). For an employee who normally works forty-eight (48) hours per week, “four months” means 832 hours of leave entitlement (48 hours per week times 17 $\frac{1}{3}$ weeks).

At the end or depletion of an employee’s pregnancy disability leave, an employee who has a physical or mental disability (which may or may not be due to pregnancy, childbirth, or related medical conditions) may be entitled to reasonable accommodation. Entitlement to additional leave must be determined on a case-by case basis, taking into account a number of considerations such as whether an extended leave is likely to be effective in allowing the employee to return to work at the end of the leave, with or without further reasonable accommodation, and whether or not additional leave would create an undue hardship for the School. The School is not required to provide an indefinite leave of absence as a reasonable accommodation.

- Pay during Pregnancy Disability Leave

1. An employee on pregnancy disability leave must use all accrued paid sick leave and may use any or all accrued vacation time at the beginning of any otherwise unpaid leave period.
2. The receipt of vacation pay, sick leave pay, or state disability insurance benefits, will not extend the length of pregnancy disability leave.
3. Vacation and sick pay accrues during any period of unpaid pregnancy disability leave only until the end of the month in which the unpaid leave began.

- Health Benefits

CalOPS shall provide continued health insurance coverage while an employee is on pregnancy disability leave consistent with applicable law. The continuation of health benefits is for a maximum of four (4) months in a twelve (12)-month period. CalOPS can recover premiums that it already paid on behalf of an employee if both of the following conditions are met:

1. The employee fails to return from leave after the designated leave period expires.
2. The employee’s failure to return from leave is for a reason other than the following:
 - The employee is taking leave under the California Family Rights Act.
 - There is a continuation, recurrence or onset of a health condition that entitles the employee to pregnancy disability leave.

- There is a non-pregnancy related medical condition requiring further leave.
- Any other circumstance beyond the control of the employee.
- Seniority

An employee on pregnancy disability leave remains an employee of the School and a leave will not constitute a break in service. When an employee returns from pregnancy disability leave, she will return with the same seniority she had when the leave commenced.

- Medical Certifications

1. An employee requesting a pregnancy disability leave must provide medical certification from her healthcare provider on a form supplied by the School. Failure to provide the required certification in a timely manner (within fifteen (15) days of the leave request) may result in a denial of the leave request until such certification is provided.
2. Recertifications are required if leave is sought after expiration of the time estimated by the healthcare provider. Failure to submit required recertifications can result in termination of the leave.

- Requesting and Scheduling Pregnancy Disability Leave

1. An employee should request pregnancy disability leave by completing a Request for Leave form and submitting it to Human Resources. An employee asking for a Request for Leave form will be referred to the School's then current pregnancy disability leave policy.
2. Employee should provide not less than thirty (30) days' notice or as soon as is practicable, if the need for the leave is foreseeable. Failure to provide such notice is grounds for denial of the leave request, except if the need for pregnancy disability leave was an emergency and was otherwise unforeseeable.
3. Where possible, employees must make a reasonable effort to schedule foreseeable planned medical treatments so as not to unduly disrupt the School's operations.
4. Pregnancy disability leave may be taken intermittently or on a reduced leave schedule when medically advisable, as determined by the employee's healthcare provider.
5. If an employee needs intermittent leave or leave on a reduced leave schedule that is foreseeable based on planned medical treatment, the employee may be transferred temporarily to an available alternative position for which he or she is qualified that has equivalent pay and benefits that better accommodates recurring periods of leave than the employee's regular position.

6. The School will respond to a pregnancy disability leave request within ten (10) days of receiving the request. If a pregnancy disability leave request is granted, the School will notify the employee in writing and leave will be counted against the employee's pregnancy disability leave entitlement. This notice will explain the employee's obligations and the consequences of failing to satisfy them.

- Return to Work

1. Upon timely return at the expiration of the pregnancy disability leave period, an employee is entitled to the same position unless the employee would not otherwise have been employed in the same position at the time reinstatement is requested. If the employee is not reinstated to the same position, she must be reinstated to a comparable position unless one of the following is applicable:
 - a. The employer would not have offered a comparable position to the employee if she would have been continuously at work during the pregnancy disability leave.
 - b. There is no comparable position available, to which the employee is either qualified or entitled, on the employee's scheduled date of reinstatement or within sixty (60) calendar days thereafter. The School will take reasonable steps to provide notice to the employee if and when comparable positions become available during the sixty (60) day period.

A "comparable" position is a position that involves the same or similar duties and responsibilities and is virtually identical to the employee's original position in terms of pay, benefits, and working conditions.

2. When a request for pregnancy disability leave is granted to an employee, the School will give the employee a written guarantee of reinstatement at the end of the leave (with the limitations explained above).
3. In accordance with CalOPS policy, before an employee will be permitted to return from a pregnancy disability leave of three (3) days or more, the employee must obtain a certification from her healthcare provider that she is able to resume work.
4. If the employee can return to work with limitations, the School will evaluate those limitations and, if possible, will accommodate the employee as required by law. If accommodation cannot be made, the employee will be medically separated from the School.

- Employment during Leave

No employee, including employees on pregnancy disability leave, may accept employment with any other employer without the School's written permission. An employee who accepts such employment without written permission will be deemed to have resigned from employment.

Industrial Injury Leave (Workers' Compensation)

CalOPS, in accordance with State law, provides insurance coverage for employees in case of work-related injuries. The workers' compensation benefits provided to injured employees may include:

- Medical care;
- Cash benefits, tax-free to replace lost wages; and
- Vocational rehabilitation to help qualified injured employees return to suitable employment.

To ensure employees receive any worker's compensation benefits to which they may be entitled, employees will need to:

- Immediately report any work-related injury to Human Resources;
- Seek medical treatment and follow-up care if required;
- Complete a written Employee's Claim Form (DWC Form 1) and return it to Human Resources; and
- Provide the School with a certification from a health care provider regarding the need for workers' compensation disability leave as well as the employee's eventual ability to return to work from the leave.

It is the School's policy that when there is a job-related injury, the first priority is to ensure that the injured employee receives appropriate medical attention. CalOPS, with the help of its insurance carrier, has selected medical centers to meet this need. Each medical center was selected for its ability to meet anticipated needs with high quality medical service and a location that is convenient to the School's operation.

- If an employee is injured on the job, he/she is to go or be taken to the approved medical center for treatment. If injuries are such that they require the use of emergency medical systems ("EMS") such as an ambulance, the choice by the EMS personnel for the most appropriate medical center or hospital for treatment will be recognized as an approved center.
- All accidents and injuries must be reported to Human Resources and to the individual responsible for reporting to the School's insurance carrier. Failure by an employee to report a work-related injury by the end of his/her shift could result in loss of insurance coverage for the employee. An employee may choose to be treated by his/her personal physician at his/her own expense, but he/she is still required to go to the School's approved medical center for evaluation. All job-related injuries must be reported to the appropriate State Workers' Compensation Bureau and the insurance carrier.

- When there is a job-related injury that results in lost time, the employee must have a medical release from the School's approved medical facility before returning to work.
- Any time there is a job-related injury, the School's policy requires drug/alcohol testing along with any medical treatment provided to the employee.

Military and Military Spousal Leave of Absence

CalOPS shall grant a military leave of absence to any employee who must be absent from work due to service in the uniformed services in accordance with the Uniformed Services Employment and Reemployment Rights Act of 1994 ("USERRA"). All employees requesting military leave must provide advance written notice of the need for such leave, unless prevented from doing so by military necessity or if providing notice would be impossible or unreasonable.

If military leave is for thirty (30) or fewer days, the School shall continue the employee's health benefits. For service of more than thirty (30) days, employees shall be permitted to continue their health benefits at their option through COBRA. Employees are entitled to use accrued vacation or paid time off as wage replacement during time served, provided such vacation/paid time off accrued prior to the leave.

Except for employees serving in the National Guard, CalOPS will reinstate those employees returning from military leave to their same position or one of comparable seniority, status, and pay if they have a certificate of satisfactory completion of service and apply within ninety (90) days after release from active duty or within such extended period, if any, as required by law. For those employees serving in the National Guard, if he or she left a full-time position, the employee must apply for reemployment within forty (40) days of being released from active duty, and if he or she left part-time employment, the employee must apply for reemployment within five (5) days of being released from active duty.

An employee who was absent from work while fulfilling his or her covered service obligation under the USERRA or California law shall be credited, upon his or her return to the School, with the hours of service that would have been performed but for the period of absence from work due to or necessitated by USERRA-covered service. Exceptions to this policy will occur wherever necessary to comply with applicable laws.

CalOPS shall grant up to ten (10) days of unpaid leave to employees who work more than twenty (20) hours per week and who are spouses of deployed military servicemen and servicewomen. The leave may be taken when the military spouse is on leave from deployment during a time of military conflict. To be eligible for leave, an employee must provide the School with (1) notice of intention to take military spousal leave within two (2) business days of receiving official notice that the employee's military spouse will be on leave from deployment, and (2) documentation certifying that the employee's military spouse will be on leave from deployment during the time that the employee requests leave.

Bereavement Leave

All employees who have worked for the School for at least thirty (30) days are eligible for up to five (5) days of paid bereavement leave due to the death of a covered family member (spouse, child, parent, sibling, grandparent, grandchild, domestic partner, or parent-in-law). Employees are also entitled to up to two (2) days of paid bereavement leave due to the death of an extended family member (Aunt, Uncle, First Cousin, Brother-in-law, Sister-in-law, or other family member with HR approval).

Bereavement leave is fully paid for both exempt and non-exempt full-time employees. This leave must be used within three (3) months of the date of death of the covered family member. Bereavement pay will not be included when calculating overtime pay.

Employees may request to use additional leave through the Family Care Leave benefit or available accrued/unused paid leave if additional time off is needed. The School may request documentation to verify the death of the covered family member.

Reproductive Loss Leave

All employees who have worked for the School for at least thirty (30) days shall be eligible to take up to five (5) days of paid leave upon the employee experiencing a reproductive loss event. A reproductive loss event includes any failed adoption, failed surrogacy, miscarriage, stillbirth, or unsuccessful assisted reproduction. Reproductive loss leave must be used within three (3) months of a reproductive loss event. Employees may take up to twenty (20) days of leave due to qualifying reproductive loss events within a twelve (12) month period. Reproductive loss leave shall be unpaid unless the employee elects to use available accrued/unused paid leave. Reproductive loss leave shall not be used in computing overtime pay.

Jury Duty or Witness Leave

For all exempt employees, the School will pay for time off if an employee is called to serve on a jury, provided the employee continues to perform work duties as assigned outside of the time served on the jury. For all nonexempt employees, the School will pay for up to three (3) days if an employee is called to serve on a jury.

Voting Time Off

If an employee does not have sufficient time outside of working hours to vote in an official state-sanctioned election, the employee may take off enough working time to vote. Such time off shall be taken at the beginning or the end of the regular working shift, whichever allows for more free time and the time taken off shall be combined with the voting time available outside of working hours to a maximum of two (2) hours combined. Under these circumstances, an employee will be allowed a maximum of two (2) hours of time off during an election day without loss of pay. When possible, an employee requesting time off to vote shall give their supervisor at least two (2) days notice.

School Appearance and Activities Leave

As required by law, CalOPS will permit an employee who is a parent or guardian (including a stepparent, foster parent, or grandparent) of school children, from kindergarten through grade twelve (12), or a child enrolled with a licensed child care provider, up to forty (40) hours of unpaid time off per school year (up to eight (8) hours in any calendar month of the school year) to participate in activities of a child's school or child care. If more than one (1) parent or guardian is an employee of CalOPS, the employee that first provides the leave request will be given the requested time off. Where necessary, additional time off will also be permitted where the school requires the employee(s) appearance.

The employee requesting school leave must provide reasonable advance notice of the planned absence. The employee must use accrued but unused paid leave (e.g., vacation or sick leave) to be paid during the absence.

When requesting time off for school activities, the employee must provide verification of participation in an activity as soon as practicable. When requesting time off for a required appearance, the employee(s) must provide a copy of the notice from the child's school requesting the presence of the employee.

Bone Marrow and Organ Donor Leave

As required by law, eligible employees who require time off to donate bone marrow to another person may receive up to five (5) workdays off in a twelve (12) month period. Eligible employees who require time off to donate an organ to another person may receive up to sixty (60) workdays off in a twelve (12) month period.

To be eligible for bone marrow or organ donation leave ("Donor Leave"), the employee must have been employed by the School for at least ninety (90) days immediately preceding the Donor Leave.

An employee requesting Donor Leave must provide written verification to the School that he or she is a donor and that there is a medical necessity for the donation of the organ or bone marrow.

Up to five (5) days of leave for bone marrow donation, and up to thirty (30) days of leave for organ donation, may be paid provided the employee uses five (5) days of accrued paid leave for bone marrow donation and two (2) weeks of accrued paid leave for organ donation. If the employee has an insufficient number of paid leave days available, the leave will otherwise be paid.

Employees returning from Donor Leave will be reinstated to the position held before the leave began, or to a position with equivalent status, benefits, pay and other terms and conditions of employment. The School may refuse to reinstate an employee if the reason is unrelated to taking a Donor Leave. A Donor Leave is not permitted to be taken concurrently with an FMLA/CFRA Leave.

Victims of Abuse Leave

CalOPS provides reasonable and necessary unpaid leave and other reasonable accommodations

to employees who are victims of domestic violence, sexual assault, stalking or other crimes. Such leave may be taken to attend legal proceedings or to obtain or attempt to obtain any relief necessary, including a restraining order, to ensure the employee's own health, safety or welfare, that of the employee's child or children or when a person whose immediate family member is deceased as the direct result of a crime. A crime includes a crime or public offense that would constitute a misdemeanor or felony if the crime had been committed in California by a competent adult, an act of terrorism against a resident of California (whether or not such act occurs within the state), and regardless of whether any person is arrested for, prosecuted for, or convicted of, committing the crime. Employees may also request unpaid leave for the following purposes:

- Seek medical attention for injuries caused by domestic violence, sexual assault, or stalking.
- Obtain services from a domestic violence shelter, program, or rape crisis center.
- Obtain psychological counseling for the domestic violence, sexual assault, or stalking.
- Participate in safety planning, such as relocation, to protect against future domestic violence, sexual assault, or stalking.

To request leave under this policy, an employee should provide CalOPS with as much advance notice as practicable under the circumstances. If advance notice is not possible, the employee requesting leave under this policy should provide CalOPS one (1) of the following certifications upon returning back to work:

1. A police report indicating that the employee was a victim of domestic violence, sexual assault, or stalking.
2. A court order protecting the employee from the perpetrator or other evidence from the court or prosecuting attorney that the employee appeared in court.
3. Documentation from a licensed medical professional, domestic violence or sexual assault counselor, licensed health care provider, or counselor showing that the employee's absence was due to treatment for injuries or abuse from domestic violence, sexual assault, or stalking.
4. Any other form of documentation that reasonably verifies that the crime or abuse occurred, including but not limited to, a written statement signed by the employee, or an individual acting on the employee's behalf, certifying that the absence is for a purpose authorized under the law.

Employees requesting leave under this policy may choose to use accrued paid leave. In addition, CalOPS will provide reasonable accommodations to employees who are victims of domestic violence, sexual assault or stalking for the employees' safety while at work. To request an accommodation under this policy, an employee should contact Human Resources.

Returning From Leave of Absence

Employees cannot return from a medical leave of absence without first providing a sufficient doctor's return to work authorization.

When business considerations require, the job of an employee on leave may be filled by a

temporary or regular replacement. An employee should give Human Resources thirty (30) days' notice before returning from leave. Whenever the School is notified of an employee's intent to return from a leave, the School will attempt to place the employee in his former position or in a comparable position with regard to salary and other terms and conditions for which the employee is qualified. However, re-employment cannot always be guaranteed. If employees need further information regarding Leaves of Absence, they should be sure to consult Human Resources.

DISCIPLINE AND TERMINATION OF EMPLOYMENT

Rules of Conduct

The following conduct is prohibited and will not be tolerated by the School. This list of prohibited conduct is illustrative only and applies to all employees of the School; other types of conduct that threaten security, personal safety, employee welfare and the School's operations also may be prohibited. Further, the specification of this list of conduct in no way alters the at-will employment relationship as to at-will employees of the School. If an employee is working under a contract with the School which grants procedural rights prior to termination, the procedural terms in the contract shall apply.

1. Insubordination - refusing to perform a task or duty assigned or act in accordance with instructions provided by an employee's manager or proper authority.
2. Unprofessional conduct.
3. Inefficiency - including deliberate restriction of output, carelessness or unnecessary wastes of time or material, neglect of job, duties or responsibilities.
4. Unauthorized soliciting, collecting of contributions, distribution of literature, written or printed matter is strictly prohibited on School property by non-employees and by employees. This rule does not cover periods of time when employees are off their jobs, such as lunch periods and break times. However, employees properly off their jobs are prohibited from such activity with other employees who are performing their work tasks.
5. Damaging, defacing, unauthorized removal, destruction or theft of another employee's property or of School property.
6. Fighting or instigating a fight on School premises.
7. Violations of the drug and alcohol policy.
8. Using or possessing firearms, weapons or explosives of any kind on School premises.
9. Gambling on School premises.
10. Tampering with or falsifying any report or record including, but not limited to, personnel, absentee, sickness or production reports or records, specifically including applications for employment and time cards.
11. Recording the clock card, when applicable, of another employee or permitting or arranging for another employee to record the clock card.
12. Use of profane, abusive or threatening language in conversations with other employees and/or intimidating or interfering with other employees.
13. Conducting personal business during business hours and/or unauthorized use of telephone lines for personal calls.
14. Excessive absenteeism or tardiness excused or unexcused.
15. Posting any notices on School premises without prior written approval of management, unless posting is on a School bulletin board designated for employee postings.
16. Immoral or indecent conduct.
17. Conviction of a criminal act.
18. Engaging in sabotage or espionage (industrial or otherwise).
19. Violations of the sexual harassment policy.
20. Failure to report a job-related accident to the employee's manager or failure to take or follow prescribed tests, procedures or treatment.
21. Sleeping during work hours.
22. Release of confidential information without authorization.

23. Any other conduct detrimental to other employees or the School's interests or its efficient operations.
24. Refusal to speak to supervisors or other employees.
25. Dishonesty.
26. Failure to possess or maintain the credential/certificate required of the position.

For employees who possess an employment contract which provides for other than at-will employment, the procedures and process for termination during the contract shall be specified in the contract.

Off-Duty Conduct

While the School does not seek to interfere with the off-duty and personal conduct of its employees, certain types of off-duty conduct may interfere with the School's legitimate business interests. For this reason, employees are expected to conduct their personal affairs in a manner that does not adversely affect the School or its own integrity, reputation, or credibility. Illegal or immoral off-duty conduct by an employee that adversely affects the School's legitimate business interests or the employee's ability to perform his or her work will not be tolerated.

While employed by the School, employees are expected to devote their energies to their jobs with the School. For this reason, second jobs are strongly discouraged. The following types of additional employment elsewhere are strictly prohibited:

- Additional employment that conflicts with an employee's work schedule, duties, and responsibilities at our School.
- Additional employment that creates a conflict of interest or is incompatible with the employee's position with our School.
- Additional employment that impairs or has a detrimental effect on the employee's work performance with our School.
- Additional employment that requires the employee to conduct work or related activities on the School's property during the employer's working hours or using our School's facilities and/or equipment; and
- Additional employment that directly or indirectly competes with the business or the interests of our School.

Employees who wish to engage in additional employment that may create a real or apparent conflict of interest must submit a written request to the School explaining the details of the additional employment. If the additional employment is authorized, the School assumes no responsibility for it. CalOPS shall not provide workers' compensation coverage or any other benefit for injuries occurring from or arising out of additional employment. Authorization to engage in additional employment can be revoked at any time.

Termination of Employment

Should it become necessary for an employee to terminate their at-will employment with the School, employees should notify their supervisor and Human resources regarding their intention as far in advance as possible. At least two (2) weeks' notice is expected whenever possible.

When an employee terminates their at-will employment, they will be entitled to all earned but unused vacation pay. If an employee is participating in the medical and/or dental plan, they will be provided information on their rights under COBRA.

INTERNAL COMPLAINT REVIEW

The purpose of the “Internal Complaint Review Policy” is to afford all employees of the School the opportunity to seek internal resolution of their work-related concerns. All employees have free access to the Superintendent or Board of Directors to express their work-related concerns.

Specific complaints of unlawful harassment, discrimination, and retaliation are addressed under the School’s “Policy Prohibiting Unlawful Harassment, Discrimination, and Retaliation.”

Internal Complaints

(Complaints by Employees Against Employees)

This section of the policy is for use when a School employee raises a complaint or concern about a coworker.

If reasonably possible, internal complaints should be resolved at the lowest possible level, including attempts to discuss/resolve concerns with the immediate supervisor. However, in the event an informal resolution may not be achieved or is not appropriate, the following steps will be followed by the Principal or supervisor:

1. The complainant will bring the matter to the attention of Human Resources as soon as possible after attempts to resolve the complaint with the immediate supervisor have failed or if not appropriate; and
2. The complainant will reduce his or her complaint to writing, indicating all known and relevant facts. Human Resources or a designee will then investigate the facts and provide a solution or explanation;
3. If the complaint is about the Principal, the complainant may file his or her complaint in a signed writing to the President of the School’s Board of Directors, who will then confer with the Board and may conduct a fact-finding or authorize a third party investigator on behalf of the Board. The Board President or investigator will report his or her findings to the Board for review and action, if necessary.

This policy cannot guarantee that every problem will be resolved to the employee’s satisfaction. However, the School values each employee’s ability to express concerns and the need for resolution without fear of adverse consequences to employment.

Policy for Complaints Against Employees

(Complaints by Third Parties Against Employees)

This section of the policy is for use when a non-employee raises a complaint or concern about a School employee.

If complaints cannot be resolved informally, complainants may file a written complaint with the office of the Principal, Human Resources or Board President (if the complaint concerns the Principal) as soon as possible after the events that give rise to the complainant’s concerns. The written complaint should set forth in detail the factual basis for the complaint.

In processing the complaint, Human Resources (or designee) shall abide by the following process:

1. Human Resources or designee shall use his or her best efforts to talk with the parties identified in the complaint and to ascertain the facts relating to the complaint.
2. In the event that Human Resources (or designee) finds that a complaint against an employee is valid, Human Resources (or designee) may take appropriate disciplinary action against the employee. As appropriate, Human Resources (or designee) may also simply counsel/reprimand employees as to their conduct without initiating formal disciplinary measures.
3. Human Resources (or designee) decision relating to the complaint shall be final unless it is appealed to the Board of Directors. The decision of the Board shall be final.

General Requirements

1. Confidentiality: All complainants will be notified that information obtained from the complainants and thereafter gathered will be maintained in a manner as confidential as possible, but in some circumstances absolute confidentiality cannot be assured.
2. Non-Retaliation: All complainants will be advised that they will be protected against retaliation as a result of the filing of any complaints or participation in any complaint process.
3. Resolution: The Board (if a complaint is about the Principal) or Human Resources or designee will investigate complaints appropriately under the circumstances and pursuant to the applicable procedures, and if necessary, take appropriate remedial measures to ensure effective resolution of any complaint.

AMENDMENT TO EMPLOYEE HANDBOOK

This Employee Handbook contains the employment policies and practices of the School in effect at the time of publication.

CalOPS reserves the right to amend, delete or otherwise modify this Handbook at any time provided that such modifications are in writing and duly approved by the employer.

Any written changes to the Handbook will be distributed to all employees. No oral statements can in any way alter the provisions of this Handbook.

APPENDIX A

HARASSMENT/DISCRIMINATION/RETALIATION COMPLAINT FORM

It is the policy of the School that all of its employees be free from harassment, discrimination, and retaliation. This form is provided for you to report what you believe to be harassment, discrimination, or retaliation so that the School may investigate and take appropriate disciplinary or other action when the facts show that there has been harassment, discrimination, or retaliation.

If you are an employee of the School, you may file this form with the Human Resources or Board President.

Please review the School's policies concerning harassment, discrimination, and retaliation for a definition of such unlawful conduct and a description of the types of conduct that are considered unlawful.

CalOPS will undertake every effort to handle the investigation of your complaint in a confidential manner. In that regard, the School will disclose the contents of your complaint only to those persons having a need to know. For example, to conduct its investigation, the School will need to disclose portions of your factual allegations to potential witnesses, including anyone you have identified as having knowledge of the facts on which you are basing your complaint, as well as the alleged offender.

In signing this form below, you authorize the School to disclose to others the information you have provided herein, and information you may provide in the future. Please note that the more detailed information you provide, the more likely it is that the School will be able to address your complaint to your satisfaction.

Charges of harassment, discrimination, and retaliation are taken very seriously by the School both because of the harm caused by such unlawful conduct, and because of the potential sanctions that may be taken against the offender. It is therefore very important that you report the facts as accurately and completely as possible and that you cooperate fully with the person or persons designated to investigate your complaint.

Your Name: _____ Date: _____

Date of Alleged Incident(s): _____

Name of Person(s) you believe harassed, or discriminated or retaliated against, you or someone else: _____

List any witnesses that were present: _____

Where did the incident(s) occur? _____

Please describe the events or conduct that are the basis of your complaint by providing as much factual detail as possible (i.e. specific statements; what, if any, physical contact was involved; any verbal statements; what did you do to avoid the situation, etc.) (Attach additional pages, if needed):

I acknowledge that I have read and that I understand the above statements. I hereby authorize the School to disclose the information I have provided as it finds necessary in pursuing its investigation.

I hereby certify that the information I have provided in this complaint is true and correct and complete to the best of my knowledge and belief.

Signature of Complainant

Date: _____

Print Name

Received by: _____

Date: _____

APPENDIX B

INTERNAL COMPLAINT FORM

Your Name: _____ Date: _____

Date of Alleged Incident(s): _____

Name of Person(s) you have a complaint against: _____

List any witnesses that were present: _____

Where did the incident(s) occur? _____

Please describe the events or conduct that are the basis of your complaint by providing as much factual detail as possible (i.e. specific statements; what, if any, physical contact was involved; any verbal statements; what did you do to avoid the situation, etc.) (Attach additional pages, if needed):

I hereby authorize the School to disclose the information I have provided as it finds necessary in pursuing its investigation. I hereby certify that the information I have provided in this complaint is true and correct and complete to the best of my knowledge and belief. I further understand providing false information in this regard could result in disciplinary action up to and including termination.

Signature of Complainant

Date: _____

Print Name

To be completed by School:

Received by: _____

Date: _____

Coversheet

Approval of 2025-26 CalOPS Curriculum and Instructional Materials (attached)

Section:	IV. Consent Items
Item: (attached)	M. Approval of 2025-26 CalOPS Curriculum and Instructional Materials
Purpose:	Vote
Submitted by:	
Related Material:	25-26 CalOPS Curriculum.pdf

California Online Public Schools Curriculum and Instructional Materials for Board Approval – 2025–2026 School Year

The following curriculum and instructional materials are being presented for Board consent for the 2025–2026 school year at California Online Public Schools. These selections ensure rigorous, standards-aligned instruction across all grade bands and subject areas. Each item listed is grouped by grade band, subject area, and vendor, with similar titles consolidated where appropriate.

Consent of this document also grants approval for necessary adjustments that may arise due to unforeseen curricular challenges during the 2025–2026 school year. This includes but is not limited to curriculum substitutions, vendor changes, or course modifications that support continued alignment with academic standards and student needs.

Elementary Curriculum

- - Art K-5 (Visual and Performing Arts) – Vendor: Accelerate
- - Gifted and Talented Language Arts 2-5 (Language Arts) – Vendor: Accelerate
- - Gifted & Talented Literature Study 2-5 (Language Arts) – Vendor: Junior Great Books
- - Language Arts Basic 1-3 (Language Arts) – Vendor: Teach Town
- - Language Arts K-5 (Language Arts) – Vendor: Accelerate
- - Language Arts TK (Language Arts) – Vendor: Flexpoint
- - Gifted and Talented Math 2-5 (Mathematics) – Vendor: Singapore Math
- - Math TK-5 (Mathematics) – Vendor: Singapore Math
- - Math Basic 1-3 (Mathematics) – Vendor: Teach Town
- - Gifted and Talented Science 2-5 (Science) – Vendor: Accelerate
- - Science Basic 1-3 (Science) – Vendor: Teach Town
- - Science K-5 (Science) – Vendor: Accelerate
- - Science TK (Science) – Vendor: Flexpoint
- - Gifted and Talented Social Studies 1-5 (Social Studies) – Vendor: Accelerate
- - Social Studies Basic 1-3 (Social Studies) – Vendor: Teach Town
- - Social Studies TK-5 (Social Studies) – Vendor: Accelerate
- - Social Studies TK (Social Studies) – Vendor: Flexpoint
- - Physical Education 1-5 (Physical Education) – Vendor: Accelerate

Middle School Curriculum

- - Algebra 1-2 (Mathematics) – Vendor: APEX
- - Geometry 6-7 (Mathematics) – Vendor: Edmentum
- - Math Level 1-3 (Mathematics) – Vendor: Teach Town
- - Art 6-7 (Visual and Performing Arts) – Vendor: Flexpoint
- - Art 8 (Visual and Performing Arts) – Vendor: Accelerate
- - Health 6-8 (Electives) – Vendor: McGraw Hill
- - Human Sexuality 7 (Electives) – Vendor: Goodheart-Wilcox
- - Gifted and Talented Language Arts 6-8 (Language Arts) – Vendor: Flexpoint

- - Language Arts Level 1-3 (Language Arts) – Vendor: Teach Town
- - Language Arts 6-8 (Language Arts) – Vendor: Flexpoint
- - Literature Study 6-8 (Language Arts) – Vendor: Junior Great Books
- - Gifted and Talented Science 6-8 (Science) – Vendor: Flexpoint
- - Science Level 1-3 (Science) – Vendor: Teach Town
- - Science 6-8 (Science) – Vendor: Flexpoint
- - Social Studies 6-8 (Social Studies) – Vendor: Flexpoint
- - Social Studies Level 1-3 (Social Studies) – Vendor: Teach Town
- - Social Studies 6-8 (Social Studies) – Vendor: Flexpoint
- - Spanish I A, Spanish I B (Foreign Languages) – Vendor: Flexpoint

High School Curriculum

- - Algebra 1-2 (Mathematics) – Vendor: APEX
- - Algebra 1-2 (Mathematics- PS) – Vendor: SchoolsPLP
- - AP Calculus AB, AP Calculus BC, AP Precalculus, AP Statistics, Consumer Math A, Precalculus A, (Mathematics) – Vendor: Flexpoint
- - Geometry 1-2 (Mathematics) – Vendor: Apex
- - Math Basic 1-3 (Mathematics) – Vendor: Teach Town
- - AP Psychology A, American Government, Economics, Honors American Government, Honors Economics, Honors United States History, Honors World History, United States History A, World History, (Social Studies) – Vendor: Accelerate
- - American Government, Art History, Economics, United States History, World Geography, World History, (Social Studies- PS) – Vendor: SchoolsPLP
- - AP Art History, AP Government and Politics United States, AP Human Geography, AP Macroeconomics, AP Microeconomics, AP United States History, (Social Studies) – Vendor: Flexpoint
- - Art History and Appreciation, Personal Finance, Psychology A, Sociology (Social Studies) – Vendor: Edmentum
- - Social Studies Basic 1-3 (Social Studies) – Vendor: Teach Town
- - American Sign Language 1-4 (Foreign Languages) – Vendor: Flexpoint
- - AP Biology, AP Chemistry A, AP Chemistry B, Anatomy and Physiology, Biology, Chemistry, Earth Science, Earth and Space Science, Honors Biology, Honors Chemistry, Honors Earth and Space Science, Honors Physics, Marine Science, Paleontology, Physical Science, Physics, Renewable Energy (Science) – Vendor: Accelerate
- - AP Environmental Science, Agriscience Foundations, Astronomy, Environmental Science (Science) – Vendor: Flexpoint
- - Biology, Earth Science, Physical Science (Science- PS) – Vendor: SchoolsPLP
- - Science Basic 1-3 (Science) – Vendor: Teach Town
- - AP Computer Science, Criminal Justice Operations, Introduction to Hospitality and Tourism, Theatre, Cinema & Film Production, (Electives) – Vendor: Flexpoint
- - Career Preparation, Early Childhood Education, High School Career Discovery, Learning in a Digital World, Nutrition and Wellness, Social Media, Workplace and Internship Readiness (Electives - PS) – Vendor: SchoolsPLP

- - Applied Medical Terminology, College and Career Preparation, Computer Applications, Computing for College and Careers, Exercise Science, First Aid & Safety, Health & Personal Wellness, Introduction to Fashion Design, Introduction to Social Media, Marketing, Advertising, and Sales, Nutrition, Personal Training Concepts, Principles of Law, Public Safety, Corrections, and Security, Relationships and Emotions (Electives) – Vendor: Edmentum
- - Creative Writing, Early Childhood Education, Journalism, Media and Communication, Speech, Study Skills and Strategies, Study Skills and Strategies (Electives) – Vendor: Accelerate
- - HS Sexual Education and HIV Prevention (Electives) – Vendor: Goodheart-Wilcox
- - Ethnic Studies (Electives) – Vendor: APEX
- - AP Computer Science Principles (Electives) – Vendor: Code HS
- - AP English Language and Composition, AP English Literature and Composition, (Language Arts) – Vendor: Edmentum
- - English 9–12 (Language Arts) – Vendor: Accelerate
- - English 9–12 (Language Arts - PS) – Vendor: SchoolsPLP
- - Language Arts Basic 1–3 (Language Arts) – Vendor: Teach Town
- - Careers in Criminal Justice, Life Skills (Marketing, Sales, and Service Industry - PS) – Vendor: SchoolsPLP
- - Culinary Arts 1 (Marketing, Sales, and Service Industry) – Vendor: Edmentum
- - Digital Media Fundamentals 1 (Visual and Performing Arts - PS) – Vendor: SchoolsPLP
- - Digital Photography, Graphic Design and Illustration, Introduction to Visual Arts, Music Appreciation, (Visual and Performing Arts) – Vendor: Edmentum
- - Drawing A (Visual and Performing Arts) – Vendor: Accelerate
- - Game Design In Unity, Introduction to Computer Science in JavaScript, Python Programming, Web Design, (Visual and Performing Arts) – Vendor: CodeHS
- - Health, Physical Education & Fitness, Physical Education & Nutrition, Physical Education & Physical Activities, Physical Education & Wellness (Physical Education) – Vendor: SchoolsPLP
- - Physical Education 1–2 (Physical Education) – Vendor: Edmentum
- - Life Management Skills (Marketing, Sales, and Service Industry, Electives) – Vendor: Edmentum
- - Spanish 1-4, AP Spanish Language and Culture (Foreign Language) – Vendor: Flexpoint

Coversheet

Approval of Updated 2025-26 Teacher Calendar (attached)

Section: IV. Consent Items
Item: N. Approval of Updated 2025-26 Teacher Calendar (attached)
Purpose: Vote
Submitted by:
Related Material: DRAFT Teacher Calendar 25-26.xlsx - Sheet1.pdf



Event	School Status	Date
<i>First Day of School (Teachers)</i>	Staff Work Day	August 12, 2025
Teacher Holiday	School Closed/Office Open	August 18, 2025
Teacher Holiday	School Closed/Office Open	August 29, 2025
Labor Day	School and Office Closed	September 1, 2025
<i>First Day of School (Students)</i>	School and Office Open	September 2, 2025
Veterans' Day	School and Office Closed	November 11, 2025
Fall Break	School Closed/Office Open	November 24-25, 2025
	School and Office Closed	November 26-28, 2025
Winter Break	School and Office Closed	December 22, 2025 - January 2, 2026
Martin Luther King, Jr. Day	School and Office Closed	January 19, 2026
<i>First Semester End Date</i>	NA	January 28, 2026
<i>First Semester Sections Close</i>	NA	January 28, 2026
Teacher Work Day/Mid Semester Recess	Staff Work Day	January 29-30, 2026
<i>Second Semester Start Date</i>	NA	February 2, 2026
<i>Second Semester Sections Open</i>	NA	February 2, 2026
Presidents' Day	School and Office Closed	February 16, 2026
Spring Break	School Closed/Office Open	April 6-10, 2026
Memorial Day	School and Office Closed	May 25, 2026
<i>Last Day of School (Students)</i>	School and Office Open	June 16, 2026
<i>Last Day of School (Teachers)</i>	Staff Work Day	June 17, 2026
Juneteenth	School and Office Closed	June 19, 2026

School Status Legend:

School Closed/Office Open = Students and Teachers are not in school but Admin are on duty

School and Office Closed = No one is in school

School and Office Open = Everyone is in school

Staff Work Day = Students are not in school but Admin and Teachers are on duty

Coversheet

Approval of 2025-26 Preliminary Budgets (attached)

Section: V. Action Items
Item: A. Approval of 2025-26 Preliminary Budgets (attached)
Purpose: Vote
Submitted by:
Related Material: FY26_Budget_CalOps_Consolidated Presentation.pdf



California Online Public Schools

Budget Presentation – FY25/26



CalOps – FY26 Budget Highlights

- Budget balanced with **\$10.3M** surplus (**8.7%** of expenses)
- **2.30%** COLA projected for LCFF, based on Governor’s May Revise
- ADA forecasted at **8,330**, **+21%** to current year

		2025-26					
	Total	SoCal	Central Valley	NorCal	North Bay	Monterey Bay	Central Coast
Assumptions							
State COLA	2.30%	2.30%	2.30%	2.30%	2.30%	2.30%	2.30%
Enrollment	8,500.36	4,841.00	4,841.00	4,841.00	4,841.00	4,841.00	4,841.00
Average Daily Attendance	8,330.36	4,744.18	4,744.18	4,744.18	4,744.18	4,744.18	4,744.18
Total Revenue	\$ 128,469,662	\$ 73,117,094	\$ 15,175,002	\$ 27,578,390	\$ 2,738,368	\$ 7,836,218	\$ 2,024,590
Total Expenses	\$ 118,167,680	\$ 67,127,913	\$ 13,043,182	\$ 25,900,704	\$ 2,480,260	\$ 7,695,404	\$ 1,920,217
Surplus (Deficit)	\$ 10,301,982	\$ 5,989,181	\$ 2,131,820	\$ 1,677,686	\$ 258,109	\$ 140,814	\$ 104,373
Fund Balance, Beginning of Year	\$ 30,412,308	\$ 18,635,110	\$ 5,583,068	\$ 4,431,756	\$ 1,067,889	\$ 388,517	\$ 305,969
Fund Balance, End of Year	\$ 40,714,290	\$ 24,624,290	\$ 7,714,888	\$ 6,109,442	\$ 1,325,998	\$ 529,331	\$ 410,341
	34.5%	36.7%	59.1%	23.6%	53.5%	6.9%	21.4%

Revenues

- Total revenue projected at **\$128M**, up **\$21M** to FY25 (+20%)
- Increase driven by State COLA (2.30%) and ADA growth (+21%)

	Total	SoCal	Central Valley	NorCal	North Bay	Monterey Bay	Central Coast
Revenue							
State Aid-Rev Limit	\$ 110,516,870	\$ 62,495,897	\$ 13,225,464	\$ 23,771,805	\$ 2,295,817	\$ 6,973,382	\$ 1,754,505
Federal Revenue	\$ 2,921,310	\$ 1,769,934	\$ 385,977	\$ 613,654	\$ 74,796	\$ 61,653	\$ 15,296
Other State Revenue	\$ 14,859,089	\$ 8,769,472	\$ 1,558,426	\$ 3,141,013	\$ 366,023	\$ 785,569	\$ 238,586
Other Local Revenue	\$ 172,394	\$ 81,790	\$ 5,135	\$ 51,919	\$ 1,732	\$ 15,614	\$ 16,203
Total Revenue	\$ 128,469,662	\$ 73,117,094	\$ 15,175,002	\$ 27,578,390	\$ 2,738,368	\$ 7,836,218	\$ 2,024,590

Revenue

State Aid-Rev Limit
 Federal Revenue
 Other State Revenue
 Other Local Revenue

Total Revenue

Revenues - Specialty Funding



- FY26 State Block Grant Revenue: **\$4.0M**
- Grant Funds Held in Reserve: **\$4.9M**
- Fully expends discretionary block grants expiring in FY26, totaling **\$2.5M**
- Additionally, **\$1.5M** is budgeted from the Learning Recovery Emergency Block Grant, and leaves a balance of **\$4.9M** to spend through FY28
- Excludes Prop 28 Arts & Music funds, pending spending plan (~**\$1.3M** awarded annually)

Specialty Funding Source	TOTAL	SoCal	Central Valley	NorCal	North Bay	Monterey Bay	Central Coast
UPK	391,436	89,758	94,523	97,032	-	56,847	53,276
A-G Completion	437,883	254,188	75,000	90,296	-	15,568	2,831
A-G Completion LLR	211,043	95,294	75,000	33,852	-	5,836	1,061
EEBG	223,031	34,425	-	179,071	-	-	9,535
AMIMBG	1,214,413	725,275	-	489,138	-	-	-
LREBG	1,475,000	1,250,000	225,000	-	-	-	-
TOTAL	3,952,806	2,448,940	469,523	889,389	-	78,251	66,703



Expenses

- Total Expenses are projected to increase **\$16M** over prior year (+15%)
- Largest drivers:
 - Supplies (+\$8.0M) – Textbooks/Curricula (+\$3M) and Software (+\$2M)
 - Professional Services (+\$7.1M) – Legal, IT services, and Software Development

Expense	Total	SoCal	Central Valley	NorCal	North Bay	Monterey Bay	Central Coast
Certificated Salaries	\$ 50,983,466	\$ 29,034,030	\$ 5,591,618	\$ 11,183,237	\$ 1,059,784	\$ 3,296,876	\$ 817,921
Classified Salaries	\$ 2,969,377	\$ 1,690,999	\$ 325,667	\$ 651,334	\$ 61,724	\$ 192,017	\$ 47,637
Benefits	\$ 18,664,971	\$ 10,466,667	\$ 2,100,902	\$ 4,096,383	\$ 411,217	\$ 1,272,336	\$ 317,465
Books and Supplies	\$ 15,263,394	\$ 8,692,187	\$ 1,674,015	\$ 3,348,029	\$ 317,277	\$ 987,016	\$ 244,868
Subagreement Services	\$ 12,071,316	\$ 6,874,365	\$ 1,323,923	\$ 2,647,846	\$ 250,924	\$ 780,599	\$ 193,658
Operations	\$ 3,649,520	\$ 2,078,326	\$ 400,262	\$ 800,523	\$ 75,862	\$ 235,998	\$ 58,549
Facilities	\$ 1,819,689	\$ 1,036,275	\$ 199,575	\$ 399,149	\$ 37,826	\$ 117,671	\$ 29,193
Professional Services	\$ 12,701,382	\$ 7,229,684	\$ 1,422,334	\$ 2,764,427	\$ 264,719	\$ 810,008	\$ 210,211
Depreciation	\$ 44,566	\$ 25,380	\$ 4,888	\$ 9,776	\$ 926	\$ 2,882	\$ 715
Interest	\$ -	\$ -	\$ -	\$ -	\$ -	\$ -	\$ -
Total Expenses	\$ 118,167,680	\$ 67,127,913	\$ 13,043,182	\$ 25,900,704	\$ 2,480,260	\$ 7,695,404	\$ 1,920,217

Surplus and Fund Balance

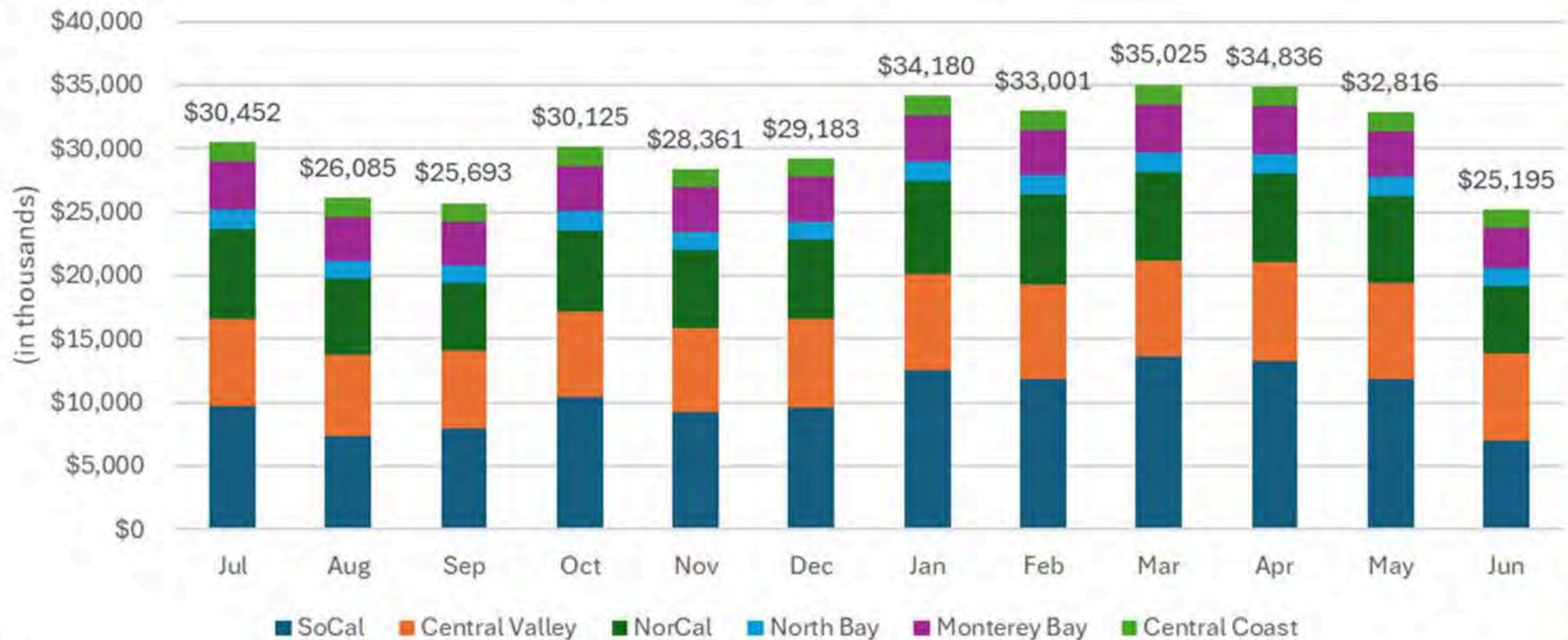
- Fund balances and surpluses within state and authorizer requirements
- Fund balance subject to change in anticipation of June 2025 financial close

	Total	SoCal	Central Valley	NorCal	North Bay	Monterey Bay	Central Coast
Surplus (Deficit)	\$ 10,301,982	\$ 5,989,181	\$ 2,131,820	\$ 1,677,686	\$ 258,109	\$ 140,814	\$ 104,373
Fund Balance, Beginning of Year	\$ 30,412,308	\$ 18,635,110	\$ 5,583,068	\$ 4,431,756	\$ 1,067,889	\$ 388,517	\$ 305,969
Fund Balance, End of Year	\$ 40,714,290	\$ 24,624,290	\$ 7,714,888	\$ 6,109,442	\$ 1,325,998	\$ 529,331	\$ 410,341
	34.5%	36.7%	59.1%	23.6%	53.5%	6.9%	21.4%

Cash Balance

- Strong cash balance for each monthly close
- No factoring built into budget
- Low point in June as deferred revenues are exhausted

Month-End Cash Balance



Three Year Forecasts

- **Revenue:** Next year is an increase from current year and projected to grow annually through FY28.
- **Expenses:** Salary increases projected to increase in line with projected CA CPI COLA. Non-personnel projected to increase proportionally with ADA and CPI COLA.
- **Surplus & Cash:** Positive and balanced across all three years

	2025-26	2026-27	2027-28
	Budget	Forecast	Forecast
Assumptions			
State COLA	2.30%	3.02%	3.42%
Expense COLA	2.92%	2.70%	2.76%
Enrollment	8,500.36	8,500.36	8,500.36
Average Daily Attendance	8,330.36	8,330.36	8,330.36
Total Revenue	\$ 128,469,662	\$ 130,843,814	\$ 133,878,812
Total Expenses	\$ 118,167,680	\$ 121,337,012	\$ 124,661,930
Surplus (Deficit)	\$ 10,301,982	\$ 9,506,802	\$ 9,216,882
Fund Balance, Beginning of Year	\$ 30,412,308	\$ 40,714,290	\$ 50,221,092
Fund Balance, End of Year	\$ 40,714,290	\$ 50,221,092	\$ 59,437,975
	34.5%	41.4%	47.7%

Appendix

- Multi-Year Forecast
- Monthly Cash Flow / Forecast 25-26

FY25-26 CalOps Southern California

Multi-Year Forecast

Revised 6/3/25



	2025-26	2026-27	2027-28
	Budget	Forecast	Forecast
Assumptions			
State COLA	2.30%	3.02%	3.42%
Other Revenue COLA	n/a	0.00%	0.00%
Expense COLA	2.92%	2.70%	2.76%
Enrollment	4,841.00	4,841.00	4,841.00
Average Daily Attendance	4,744.18	4,744.18	4,744.18
Revenues			
State Aid - Revenue Limit			
8011 LCFF State Aid	\$ 13,995,575	\$ 15,820,768	\$ 18,019,835
8012 Education Protection Account	948,836	948,836	948,836
8019 State Aid - Prior Year	-	-	-
8096 In Lieu of Property Taxes	47,551,486	47,551,486	47,551,486
	<u>62,495,897</u>	<u>64,321,090</u>	<u>66,520,157</u>
Federal Revenue			
8181 Special Education - Entitlement	562,342	680,887	680,887
8290 Title I, Part A - Basic Low Income	980,382	980,382	980,382
8291 Title II, Part A - Teacher Quality	156,662	156,662	156,662
8294 Title IV	70,549	70,549	70,549
8299 Prior Year Federal Revenue	-	-	-
	<u>1,769,934</u>	<u>1,888,479</u>	<u>1,888,479</u>
Other State Revenue			
8311 State Special Education	4,480,968	4,319,434	4,319,434
8550 Mandated Cost	152,422	190,131	196,633
8560 State Lottery	1,295,161	1,295,161	1,295,161
8598 Prior Year Revenue	-	-	-
8599 Other State Revenue	2,840,920	2,241,980	1,694,485
	<u>8,769,472</u>	<u>8,046,706</u>	<u>7,505,713</u>
Other Local Revenue			
8660 Interest Revenue	66,890	66,890	66,890
8690 Other Local Revenue	14,900	14,900	14,900
	<u>81,790</u>	<u>81,790</u>	<u>81,790</u>
Total Revenue	\$ 73,117,094	\$ 74,338,065	\$ 75,996,140
Expenses			
Certificated Salaries			
1100 Teachers' Salaries	22,720,487	23,333,940	23,977,957
1175 Teachers' Extra Duty/Stipends	1,059,151	1,087,748	1,117,770
1200 Pupil Support Salaries	2,973,873	3,054,168	3,138,463
1300 Administrators' Salaries	2,280,518	2,342,092	2,406,734
	<u>29,034,030</u>	<u>29,817,949</u>	<u>30,640,924</u>
Classified Salaries			
2200 Support Salaries	127,427	130,868	134,479
2300 Classified Administrators' Salaries	923,871	948,816	975,003
2400 Clerical and Office Staff Salaries	639,701	656,972	675,105
	<u>1,690,999</u>	<u>1,736,656</u>	<u>1,784,588</u>
Benefits			
3101 STRS	5,545,500	5,695,228	5,852,416
3301 OASDI	104,842	107,673	110,644
3311 Medicare	445,513	457,542	470,170
3401 Health and Welfare	3,758,937	3,860,429	3,966,977
3501 State Unemployment	105,630	105,630	105,630
3601 Workers' Compensation	430,150	441,764	453,957
3901 Other Benefits	76,095	78,150	80,306
	<u>10,466,667</u>	<u>10,746,415</u>	<u>11,040,101</u>

FY25-26 CalOps Southern California

Multi-Year Forecast

Revised 6/3/25



	2025-26	2026-27	2027-28
	Budget	Forecast	Forecast
Books and Supplies			
4100 Textbooks and Core Curricula	3,481,924	3,575,936	3,674,632
4200 Books and Other Materials	14,192	14,575	14,977
4302 School Supplies	774,158	795,060	817,004
4305 Software	2,926,771	3,005,794	3,088,754
4310 Office Expense	192,814	198,020	203,485
4311 Business Meals	49,100	50,426	51,818
4400 Noncapitalized Equipment	1,253,227	1,287,065	1,322,588
	<u>8,692,187</u>	<u>8,926,876</u>	<u>9,173,258</u>
Subagreement Services			
5102 Special Education	6,687,377	6,867,936	7,057,491
5103 Substitute Teacher	7,281	7,477	7,683
5105 Security	2,307	2,370	2,435
5106 Other Educational Consultants	177,400	182,190	187,218
	<u>6,874,365</u>	<u>7,059,973</u>	<u>7,254,828</u>
Operations and Housekeeping			
5201 Auto and Travel	604,261	620,576	637,704
5300 Dues & Memberships	554,783	569,762	585,488
5400 Insurance	183,276	188,225	193,420
5501 Utilities	5,908	6,068	6,235
5502 Janitorial Services	19,148	19,665	20,208
5516 Miscellaneous Expense	1,681	1,726	1,774
5900 Communications	677,356	695,645	714,845
5901 Postage and Shipping	31,913	32,774	33,679
	<u>2,078,326</u>	<u>2,134,441</u>	<u>2,193,352</u>
Facilities, Repairs and Other Leases			
5601 Rent	304,374	304,374	304,374
5602 Additional Rent	244,757	251,366	258,304
5603 Equipment Leases	15,843	16,270	16,719
5604 Other Leases	162,794	167,190	171,804
5610 Repairs and Maintenance	308,507	316,836	325,581
	<u>1,036,275</u>	<u>1,056,037</u>	<u>1,076,783</u>
Professional/Consulting Services			
5801 IT	2,632,981	2,704,071	2,778,704
5802 Audit & Taxes	38,174	39,205	40,287
5803 Legal	569,030	584,393	600,523
5804 Professional Development	164,359	168,797	173,456
5805 General Consulting	169,883	174,470	179,285
5806 Special Activities/Field Trips	333,284	342,282	351,729
5807 Bank Charges	1,972	2,025	2,081
5808 Printing	436	448	460
5809 Other taxes and fees	64,841	66,592	68,430
5810 Payroll Service Fee	9,503	9,759	10,029
5811 Management Fee	1,462,342	1,501,825	1,543,275
5812 District Oversight Fee	624,959	643,211	665,202
5814 SPED Encroachment	151,299	150,010	150,010
5815 Public Relations/Recruitment	1,006,622	1,033,801	1,062,334
	<u>7,229,684</u>	<u>7,420,889</u>	<u>7,625,803</u>
Depreciation			
6900 Depreciation Expense	25,380	26,065	26,784
	<u>25,380</u>	<u>26,065</u>	<u>26,784</u>
Interest			
	-	-	-
Total Expenses	\$ 67,127,913	\$ 68,925,300	\$ 70,816,420
Surplus (Deficit)	\$ 5,989,181	\$ 5,412,766	\$ 5,179,720
Fund Balance, Beginning of Year	\$ 18,635,110	\$ 24,624,290	\$ 30,037,056
Fund Balance, End of Year	\$ 24,624,290	\$ 30,037,056	\$ 35,216,777
	36.7%	43.6%	49.7%

FY25-26 CalOps Southern California

Multi-Year Forecast

Revised 6/3/25



	2025-26	2026-27	2027-28
	Budget	Forecast	Forecast
Cash Flow Adjustments			
Surplus (Deficit)	(11,143,946)	(1,720,606)	(2,101,341)
Cash Flows From Operating Activities			
Depreciation/Amortization	25,380	26,065	26,784
Public Funding Receivables	12,137,258	17,310,763	7,215,357
Grants and Contributions Rec.	-	-	-
Due To/From Related Parties	-	-	-
Prepaid Expenses	-	-	-
Other Assets	-	-	-
Accounts Payable	(319,414)	(177,636)	(81,986)
Accrued Expenses	-	-	-
Other Liabilities	-	-	-
Deferred Revenue	(2,448,940)	(1,850,000)	(1,302,505)
Cash Flows From Investing Activities			
Purchases of Prop. And Equip.	-	-	-
Notes Receivable	-	-	-
Cash Flows From Financing Activities			
Proceeds from Factoring	-	-	-
Payments on Factoring	-	-	-
Proceeds(Payments) on Debt	-	-	-
Total Change in Cash	(1,749,662)	13,588,586	3,756,310
Cash, Beginning of Year	8,705,462	6,955,800	20,544,386
Cash, End of Year	\$ 6,955,800	\$ 20,544,386	\$ 24,300,695

FY25-26 CalOps Central Valley

Multi-Year Forecast

Revised 6/3/25



	2025-26	2026-27	2027-28
	Budget	Forecast	Forecast
Assumptions			
State COLA	2.30%	3.02%	3.42%
Other Revenue COLA	n/a	0.00%	0.00%
Expense COLA	2.92%	2.70%	2.76%
Enrollment	932.00	932.00	932.00
Average Daily Attendance	913.36	913.36	913.36
Revenues			
State Aid - Revenue Limit			
8011 LCFF State Aid	\$ 10,557,583	\$ 10,953,451	\$ 11,351,569
8012 Education Protection Account	2,003,513	2,064,020	2,134,609
8019 State Aid - Prior Year	-	-	-
8096 In Lieu of Property Taxes	664,368	664,368	664,368
	<u>13,225,464</u>	<u>13,681,839</u>	<u>14,150,546</u>
Federal Revenue			
8181 Special Education - Entitlement	108,301	131,086	131,086
8182 Special Education - Discretionary	-	-	-
8220 Federal Child Nutrition	-	-	-
8290 Title I, Part A - Basic Low Income	233,573	233,573	233,573
8291 Title II, Part A - Teacher Quality	30,938	30,938	30,938
8293 Title III - Limited English	-	-	-
8294 Title IV	13,165	13,165	13,165
8295 Charter Facility Incentive Grant	-	-	-
8296 Other Federal Revenue	-	-	-
8299 Prior Year Federal Revenue	-	-	-
	<u>385,977</u>	<u>408,762</u>	<u>408,762</u>
Other State Revenue			
8311 State Special Education	736,832	831,587	831,587
8520 Child Nutrition	-	-	-
8545 School Facilities (SB740)	-	-	-
8550 Mandated Cost	27,259	33,990	35,152
8560 State Lottery	249,347	249,347	249,347
8598 Prior Year Revenue	-	-	-
8599 Other State Revenue	544,988	375,465	336,436
	<u>1,558,426</u>	<u>1,490,389</u>	<u>1,452,523</u>
Other Local Revenue			
8634 Food Service Sales	-	-	-
8650 Lease and Rental Income	-	-	-
8660 Interest Revenue	2,684	2,684	2,684
8689 Other Fees and Contracts	-	-	-
8690 Other Local Revenue	2,451	2,451	2,451
8698 ASB Fundraising	-	-	-
8699 School Fundraising	-	-	-
	<u>5,135</u>	<u>5,135</u>	<u>5,135</u>
Total Revenue	\$ 15,175,002	\$ 15,586,125	\$ 16,016,966
Expenses			
Certificated Salaries			
1100 Teachers' Salaries	4,375,703	4,493,847	4,617,877
1170 Teachers' Substitute Hours	-	-	-
1175 Teachers' Extra Duty/Stipends	203,980	209,488	215,270
1200 Pupil Support Salaries	572,734	588,197	604,432
1300 Administrators' Salaries	439,201	451,060	463,509
1900 Other Certificated Salaries	-	-	-
	<u>5,591,618</u>	<u>5,742,592</u>	<u>5,901,088</u>
Classified Salaries			
2100 Instructional Salaries	-	-	-
2200 Support Salaries	24,541	25,204	25,899
2300 Classified Administrators' Salaries	177,927	182,731	187,774
2400 Clerical and Office Staff Salaries	123,199	126,525	130,017
2900 Other Classified Salaries	-	-	-
	<u>325,667</u>	<u>334,460</u>	<u>343,691</u>
Benefits			
3101 STRS	1,067,999	1,096,835	1,127,108
3202 PERS	-	-	-
3301 OASDI	20,191	20,737	21,309
3311 Medicare	85,801	88,117	90,549
3401 Health and Welfare	723,928	743,474	763,994
3501 State Unemployment	105,486	105,488	105,489
3601 Workers' Compensation	82,842	85,079	87,427
3901 Other Benefits	14,655	15,051	15,466
	<u>2,100,902</u>	<u>2,154,780</u>	<u>2,211,342</u>

FY25-26 CalOps Central Valley

Multi-Year Forecast

Revised 6/3/25



	2025-26	2026-27	2027-28
	Budget	Forecast	Forecast
Books and Supplies			
4100 Textbooks and Core Curricula	670,578	688,684	707,692
4200 Books and Other Materials	2,733	2,807	2,884
4302 School Supplies	149,094	153,119	157,345
4305 Software	563,662	578,881	594,858
4310 Office Expense	37,134	38,136	39,189
4311 Business Meals	9,456	9,711	9,980
4312 School Fundraising	-	-	-
4400 Noncapitalized Equipment	241,357	247,874	254,715
4700 Food Services	-	-	-
	<u>1,674,015</u>	<u>1,719,213</u>	<u>1,766,663</u>
Subagreement Services			
5101 Nursing	-	-	-
5102 Special Education	1,287,911	1,322,685	1,359,191
5103 Substitute Teacher	1,402	1,440	1,480
5104 Transportation	-	-	-
5105 Security	444	456	469
5106 Other Educational Consultants	34,165	35,088	36,056
5107 Instructional Services	-	-	-
	<u>1,323,923</u>	<u>1,359,669</u>	<u>1,397,196</u>
Operations and Housekeeping			
5201 Auto and Travel	116,374	119,516	122,814
5300 Dues & Memberships	106,845	109,730	112,758
5400 Insurance	35,297	36,250	37,250
5501 Utilities	1,138	1,169	1,201
5502 Janitorial Services	3,688	3,787	3,892
5516 Miscellaneous Expense	324	332	342
5531 ASB Fundraising Expense	-	-	-
5900 Communications	130,451	133,973	137,671
5901 Postage and Shipping	6,146	6,312	6,486
	<u>400,262</u>	<u>411,069</u>	<u>422,414</u>
Facilities, Repairs and Other Leases			
5601 Rent	58,619	58,619	58,619
5602 Additional Rent	47,137	48,410	49,746
5603 Equipment Leases	3,051	3,133	3,220
5604 Other Leases	31,352	32,199	33,087
5605 Real/Personal Property Taxes	-	-	-
5610 Repairs and Maintenance	59,415	61,019	62,703
	<u>199,575</u>	<u>203,380</u>	<u>207,376</u>
Professional/Consulting Services			
5801 IT	507,082	520,773	535,146
5802 Audit & Taxes	7,352	7,550	7,759
5803 Legal	109,589	112,547	115,654
5804 Professional Development	31,654	32,508	33,406
5805 General Consulting	32,718	33,601	34,528
5806 Special Activities/Field Trips	64,187	65,920	67,739
5807 Bank Charges	380	390	401
5808 Printing	84	86	89
5809 Other taxes and fees	12,488	12,825	13,179
5810 Payroll Service Fee	1,830	1,880	1,931
5811 Management Fee	303,500	311,695	320,297
5812 District Oversight Fee	132,255	136,818	141,505
5813 County Fees	-	-	-
5814 SPED Encroachment	25,354	28,880	28,880
5815 Public Relations/Recruitment	193,864	199,098	204,593
	<u>1,422,334</u>	<u>1,464,571</u>	<u>1,505,107</u>
Depreciation			
6900 Depreciation Expense	4,888	5,020	5,158
	<u>4,888</u>	<u>5,020</u>	<u>5,158</u>
Interest			
7438 Interest Expense	-	-	-
	<u>-</u>	<u>-</u>	<u>-</u>
Total Expenses	\$ 13,043,182	\$ 13,394,754	\$ 13,760,035
Surplus (Deficit)	\$ 2,131,820	\$ 2,191,371	\$ 2,256,930
Fund Balance, Beginning of Year	\$ 5,583,068	\$ 7,714,888	\$ 9,906,260
Fund Balance, End of Year	<u>\$ 7,714,888</u>	<u>\$ 9,906,260</u>	<u>\$ 12,163,190</u>
	59.1%	74.0%	88.4%

FY25-26 CalOps Central Valley

Multi-Year Forecast

Revised 6/3/25



	2025-26	2026-27	2027-28
	Budget	Forecast	Forecast
Cash Flow Adjustments			
Surplus (Deficit)	(1,549,162)	265,522	229,435
Cash Flows From Operating Activities			
Depreciation/Amortization	4,888	5,020	5,158
Public Funding Receivables	2,248,945	3,753,336	1,982,598
Grants and Contributions Rec.	-	-	-
Due To/From Related Parties	-	-	-
Prepaid Expenses	-	-	-
Other Assets	-	-	-
Accounts Payable	(72,179)	(72,354)	(56,749)
Accrued Expenses	-	-	-
Other Liabilities	-	-	-
Deferred Revenue	(469,523)	(300,000)	(260,971)
Cash Flows From Investing Activities			
Purchases of Prop. And Equip.	-	-	-
Notes Receivable	-	-	-
Cash Flows From Financing Activities			
Proceeds from Factoring	-	-	-
Payments on Factoring	-	-	-
Proceeds(Payments) on Debt	-	-	-
Total Change in Cash	162,969	3,651,524	1,899,471
Cash, Beginning of Year	6,762,311	6,925,280	10,576,804
Cash, End of Year	\$ 6,925,280	\$ 10,576,804	\$ 12,476,275

FY25-26 CalOps Northern California

Multi-Year Forecast

Revised 6/2/25



	2025-26	2026-27	2027-28
	Budget	Forecast	Forecast
Assumptions			
State COLA	2.30%	3.02%	3.42%
Other Revenue COLA	n/a	0.00%	0.00%
Expense COLA	2.92%	2.70%	2.76%
Enrollment	1,865.00	1,865.00	1,865.00
Average Daily Attendance	1,827.70	1,827.70	1,827.70
Revenues			
State Aid - Revenue Limit			
8011 LCFF State Aid	\$ 19,829,109	\$ 20,502,160	\$ 21,337,932
8012 Education Protection Account	365,540	365,540	365,540
8019 State Aid - Prior Year	-	-	-
8096 In Lieu of Property Taxes	3,577,156	3,577,156	3,577,156
	<u>23,771,805</u>	<u>24,444,856</u>	<u>25,280,628</u>
Federal Revenue			
8181 Special Education - Entitlement	209,132	253,267	253,267
8290 Title I, Part A - Basic Low Income	329,178	329,178	329,178
8291 Title II, Part A - Teacher Quality	53,712	53,712	53,712
8294 Title IV	21,632	21,632	21,632
	<u>613,654</u>	<u>657,789</u>	<u>657,789</u>
Other State Revenue			
8311 State Special Education	1,547,228	1,626,635	1,626,635
8550 Mandated Cost	54,423	67,902	70,225
8560 State Lottery	498,962	498,962	498,962
8598 Prior Year Revenue	-	-	-
8599 Other State Revenue	1,040,400	751,011	606,196
	<u>3,141,013</u>	<u>2,944,510</u>	<u>2,802,018</u>
Other Local Revenue			
8660 Interest Revenue	46,651	46,651	46,651
8690 Other Local Revenue	5,268	5,268	5,268
8699 School Fundraising	-	-	-
	<u>51,919</u>	<u>51,919</u>	<u>51,919</u>
Total Revenue	\$ 27,578,390	\$ 28,099,074	\$ 28,792,354
Expenses			
Certificated Salaries			
1100 Teachers' Salaries	8,751,406	8,987,694	9,235,754
1175 Teachers' Extra Duty/Stipends	407,961	418,975	430,539
1200 Pupil Support Salaries	1,145,467	1,176,395	1,208,863
1300 Administrators' Salaries	878,403	902,120	927,018
	<u>11,183,237</u>	<u>11,485,184</u>	<u>11,802,175</u>
Classified Salaries			
2200 Support Salaries	49,082	50,407	51,798
2300 Classified Administrators' Salaries	355,854	365,462	375,549
2400 Clerical and Office Staff Salaries	246,398	253,051	260,035
	<u>651,334</u>	<u>668,920</u>	<u>687,382</u>
Benefits			
3101 STRS	2,135,998	2,193,670	2,254,215
3301 OASDI	40,383	41,473	42,618
3311 Medicare	171,601	176,235	181,099
3401 Health and Welfare	1,447,856	1,486,948	1,527,988
3501 State Unemployment	105,552	105,555	105,559
3601 Workers' Compensation	165,684	170,157	174,854
3901 Other Benefits	29,310	30,101	30,932
	<u>4,096,383</u>	<u>4,204,140</u>	<u>4,317,264</u>

FY25-26 CalOps Northern California

Multi-Year Forecast

Revised 6/2/25



	2025-26	2026-27	2027-28
	Budget	Forecast	Forecast
Books and Supplies			
4100 Textbooks and Core Curricula	1,341,157	1,377,368	1,415,383
4200 Books and Other Materials	5,466	5,614	5,769
4302 School Supplies	298,188	306,239	314,691
4305 Software	1,127,325	1,157,762	1,189,717
4310 Office Expense	74,267	76,273	78,378
4311 Business Meals	18,912	19,423	19,959
4400 Noncapitalized Equipment	482,714	495,747	509,430
	<u>3,348,029</u>	<u>3,438,426</u>	<u>3,533,327</u>
Subagreement Services			
5102 Special Education	2,575,823	2,645,370	2,718,382
5103 Substitute Teacher	2,804	2,880	2,959
5105 Security	889	913	938
5106 Other Educational Consultants	68,330	70,175	72,112
	<u>2,647,846</u>	<u>2,719,338</u>	<u>2,794,392</u>
Operations and Housekeeping			
5201 Auto and Travel	232,747	239,032	245,629
5300 Dues & Memberships	213,690	219,459	225,516
5400 Insurance	70,594	72,500	74,501
5501 Utilities	2,276	2,337	2,402
5502 Janitorial Services	7,375	7,574	7,783
5516 Miscellaneous Expense	647	665	683
5900 Communications	260,902	267,946	275,342
5901 Postage and Shipping	12,292	12,624	12,972
	<u>800,523</u>	<u>822,137</u>	<u>844,828</u>
Facilities, Repairs and Other Leases			
5601 Rent	117,238	117,238	117,238
5602 Additional Rent	94,275	96,820	99,493
5603 Equipment Leases	6,102	6,267	6,440
5604 Other Leases	62,705	64,398	66,175
5610 Repairs and Maintenance	118,830	122,038	125,406
	<u>399,149</u>	<u>406,761</u>	<u>414,752</u>
Professional/Consulting Services			
5801 IT	1,014,163	1,041,546	1,070,292
5802 Audit & Taxes	14,704	15,101	15,518
5803 Legal	219,177	225,095	231,307
5804 Professional Development	63,307	65,017	66,811
5805 General Consulting	65,435	67,202	69,057
5806 Special Activities/Field Trips	128,373	131,839	135,478
5807 Bank Charges	759	780	801
5808 Printing	168	172	177
5809 Other taxes and fees	24,975	25,650	26,358
5810 Payroll Service Fee	3,660	3,759	3,863
5811 Management Fee	551,568	566,460	582,094
5812 District Oversight Fee	237,718	244,449	252,806
5814 SPED Encroachment	52,691	56,397	56,397
5815 Public Relations/Recruitment	387,728	398,196	409,186
	<u>2,764,427</u>	<u>2,841,662</u>	<u>2,920,146</u>
Depreciation			
6900 Depreciation Expense	9,776	10,040	10,317
	<u>9,776</u>	<u>10,040</u>	<u>10,317</u>
Interest			
	-	-	-
Total Expenses	\$ 25,900,704	\$ 26,596,607	\$ 27,324,583
Surplus (Deficit)	\$ 1,677,686	\$ 1,502,467	\$ 1,467,771
Fund Balance, Beginning of Year	\$ 4,431,756	\$ 6,109,442	\$ 7,611,908
Fund Balance, End of Year	\$ 6,109,442	\$ 7,611,908	\$ 9,079,679
	23.6%	28.6%	33.2%

FY25-26 CalOps Northern California

Multi-Year Forecast

Revised 6/2/25



	2025-26	2026-27	2027-28
	Budget	Forecast	Forecast
Cash Flow Adjustments			
Surplus (Deficit)	(4,980,630)	(1,400,447)	(1,495,514)
Cash Flows From Operating Activities			
Depreciation/Amortization	9,776	10,040	10,317
Public Funding Receivables	7,434,520	6,796,070	3,006,949
Grants and Contributions Rec.	-	-	-
Due To/From Related Parties	-	-	-
Prepaid Expenses	-	-	-
Other Assets	-	-	-
Accounts Payable	(137,563)	(137,754)	(104,035)
Accrued Expenses	-	-	-
Other Liabilities	-	-	-
Deferred Revenue	(889,389)	(600,000)	(455,186)
Cash Flows From Investing Activities			
Purchases of Prop. And Equip.	-	-	-
Notes Receivable	-	-	-
Cash Flows From Financing Activities			
Proceeds from Factoring	-	-	-
Payments on Factoring	-	-	-
Proceeds(Payments) on Debt	-	-	-
Total Change in Cash	1,436,713	4,667,908	962,531
Cash, Beginning of Year	3,813,395	5,250,108	9,918,016
Cash, End of Year	\$ 5,250,108	\$ 9,918,016	\$ 10,880,547

FY25-26 CalOps North Bay

Multi-Year Forecast

Revised 6/2/25



	2025-26	2026-27	2027-28
	Budget	Forecast	Forecast
Assumptions			
State COLA	2.30%	3.02%	3.42%
Other Revenue COLA	n/a	0.00%	0.00%
Expense COLA	2.92%	2.70%	2.76%
Enrollment	177.00	177.00	177.00
Average Daily Attendance	173.46	173.46	173.46
Revenues			
State Aid - Revenue Limit			
8011 LCFF State Aid	\$ 1,400,052	\$ 1,465,833	\$ 1,546,711
8012 Education Protection Account	34,692	34,692	34,692
8019 State Aid - Prior Year	-	-	-
8096 In Lieu of Property Taxes	861,073	861,073	861,073
	<u>2,295,817</u>	<u>2,361,598</u>	<u>2,442,476</u>
Federal Revenue			
8181 Special Education - Entitlement	19,818	24,037	24,037
8290 Title I, Part A - Basic Low Income	37,552	37,552	37,552
8291 Title II, Part A - Teacher Quality	5,297	5,297	5,297
8294 Title IV	12,128	12,128	12,128
	<u>74,796</u>	<u>79,014</u>	<u>79,014</u>
Other State Revenue			
8311 State Special Education	140,554	154,378	154,378
8550 Mandated Cost	5,607	7,009	7,248
8560 State Lottery	47,355	47,355	47,355
8598 Prior Year Revenue	-	-	-
8599 Other State Revenue	172,507	95,676	45,004
	<u>366,023</u>	<u>304,417</u>	<u>253,985</u>
Other Local Revenue			
8660 Interest Revenue	1,238	1,238	1,238
8690 Other Local Revenue	495	495	495
	<u>1,732</u>	<u>1,732</u>	<u>1,732</u>
Total Revenue	\$ 2,738,368	\$ 2,746,761	\$ 2,777,207
Expenses			
Certificated Salaries			
1100 Teachers' Salaries	829,331	851,723	875,230
1175 Teachers' Extra Duty/Stipends	38,661	39,704	40,800
1200 Pupil Support Salaries	108,551	111,482	114,558
1300 Administrators' Salaries	83,242	85,490	87,849
	<u>1,059,784</u>	<u>1,088,398</u>	<u>1,118,438</u>
Classified Salaries			
2200 Support Salaries	4,651	4,777	4,909
2300 Classified Administrators' Salaries	33,723	34,633	35,589
2400 Clerical and Office Staff Salaries	23,350	23,980	24,642
	<u>61,724</u>	<u>63,390</u>	<u>65,140</u>
Benefits			
3101 STRS	202,419	207,884	213,622
3301 OASDI	3,827	3,930	4,039
3311 Medicare	16,262	16,701	17,162
3401 Health and Welfare	137,207	140,911	144,800
3501 State Unemployment	33,024	33,905	34,829
3601 Workers' Compensation	15,701	16,125	16,570
3901 Other Benefits	2,778	2,853	2,931
	<u>411,217</u>	<u>422,309</u>	<u>433,953</u>

FY25-26 CalOps North Bay

Multi-Year Forecast

Revised 6/2/25



	2025-26	2026-27	2027-28
	Budget	Forecast	Forecast
Books and Supplies			
4100 Textbooks and Core Curricula	127,095	130,527	134,129
4200 Books and Other Materials	518	532	547
4302 School Supplies	28,258	29,021	29,822
4305 Software	106,831	109,716	112,744
4310 Office Expense	7,038	7,228	7,428
4311 Business Meals	1,792	1,841	1,891
4400 Noncapitalized Equipment	45,745	46,980	48,276
	<u>317,277</u>	<u>325,844</u>	<u>334,837</u>
Subagreement Services			
5102 Special Education	244,099	250,690	257,609
5103 Substitute Teacher	266	273	280
5105 Security	84	86	89
5106 Other Educational Consultants	6,475	6,650	6,834
	<u>250,924</u>	<u>257,699</u>	<u>264,812</u>
Operations and Housekeeping			
5201 Auto and Travel	22,056	22,652	23,277
5300 Dues & Memberships	20,250	20,797	21,371
5400 Insurance	6,690	6,870	7,060
5501 Utilities	216	221	228
5502 Janitorial Services	699	718	738
5516 Miscellaneous Expense	61	63	65
5900 Communications	24,724	25,392	26,093
5901 Postage and Shipping	1,165	1,196	1,229
	<u>75,862</u>	<u>77,910</u>	<u>80,061</u>
Facilities, Repairs and Other Leases			
5601 Rent	11,110	11,110	11,110
5602 Additional Rent	8,934	9,175	9,428
5603 Equipment Leases	578	594	610
5604 Other Leases	5,942	6,103	6,271
5610 Repairs and Maintenance	11,261	11,565	11,884
	<u>37,826</u>	<u>38,547</u>	<u>39,304</u>
Professional/Consulting Services			
5801 IT	96,108	98,703	101,427
5802 Audit & Taxes	1,393	1,431	1,471
5803 Legal	20,770	21,331	21,920
5804 Professional Development	5,999	6,161	6,331
5805 General Consulting	6,201	6,368	6,544
5806 Special Activities/Field Trips	12,165	12,494	12,839
5807 Bank Charges	72	74	76
5808 Printing	16	16	17
5809 Other taxes and fees	2,367	2,431	2,498
5810 Payroll Service Fee	347	356	366
5811 Management Fee	54,767	56,246	57,798
5812 District Oversight Fee	22,958	23,616	24,425
5814 SPED Encroachment	4,811	5,352	5,352
5815 Public Relations/Recruitment	36,743	37,735	38,777
	<u>264,719</u>	<u>272,315</u>	<u>279,840</u>
Depreciation			
6900 Depreciation Expense	926	951	978
	<u>926</u>	<u>951</u>	<u>978</u>
Interest			
	-	-	-
Total Expenses	\$ 2,480,260	\$ 2,547,365	\$ 2,617,363
Surplus (Deficit)	\$ 258,109	\$ 199,397	\$ 159,844
	10%	8%	6%
Fund Balance, Beginning of Year	\$ 1,067,889	\$ 1,325,998	\$ 1,525,394
Fund Balance, End of Year	<u>\$ 1,325,998</u>	<u>\$ 1,525,394</u>	<u>\$ 1,685,238</u>
	53.5%	59.9%	64.4%

FY25-26 CalOps North Bay

Multi-Year Forecast

Revised 6/2/25



	2025-26	2026-27	2027-28
	Budget	Forecast	Forecast
Cash Flow Adjustments			
Surplus (Deficit)	(375,693)	(54,692)	(95,919)
Cash Flows From Operating Activities			
Depreciation/Amortization	926	951	978
Public Funding Receivables	491,578	676,948	282,761
Grants and Contributions Rec.	-	-	-
Due To/From Related Parties	-	-	-
Prepaid Expenses	-	-	-
Other Assets	-	-	-
Accounts Payable	(39,403)	(43,147)	(28,672)
Accrued Expenses	-	-	-
Other Liabilities	-	-	-
Deferred Revenue	(158,176)	(81,344)	(30,672)
Cash Flows From Investing Activities			
Purchases of Prop. And Equip.	-	-	-
Notes Receivable	-	-	-
Cash Flows From Financing Activities			
Proceeds from Factoring	-	-	-
Payments on Factoring	-	-	-
Proceeds(Payments) on Debt	-	-	-
Total Change in Cash	(80,767)	498,716	128,475
Cash, Beginning of Year	1,477,388	1,396,621	1,895,338
Cash, End of Year	\$ 1,396,621	\$ 1,895,338	\$ 2,023,813

FY25-26 CalOps Monterey Bay

Multi-Year Forecast

Revised 6/2/25

	2025-26	2026-27	2027-28
	Budget	Forecast	Forecast
Assumptions			
State COLA	2.30%	3.02%	3.42%
Other Revenue COLA	n/a	0.00%	0.00%
Expense COLA	2.92%	2.70%	2.76%
Enrollment	549.00	549.00	549.00
Average Daily Attendance	538.02	538.02	538.02
Revenues			
State Aid - Revenue Limit			
8011 LCFF State Aid	\$ 3,050,425	\$ 3,256,437	\$ 3,502,324
8012 Education Protection Account	107,604	107,604	107,604
8019 State Aid - Prior Year	-	-	-
8096 In Lieu of Property Taxes	3,815,353	3,815,353	3,815,353
	<u>6,973,382</u>	<u>7,179,394</u>	<u>7,425,281</u>
Federal Revenue			
8181 Special Education - Entitlement	61,653	74,554	74,554
	<u>61,653</u>	<u>74,554</u>	<u>74,554</u>
Other State Revenue			
8311 State Special Education	498,407	478,832	478,832
8550 Mandated Cost	17,579	21,895	22,644
8560 State Lottery	146,879	146,879	146,879
8598 Prior Year Revenue	-	-	-
8599 Other State Revenue	122,704	111,206	44,453
	<u>785,569</u>	<u>758,814</u>	<u>692,809</u>
Other Local Revenue			
8660 Interest Revenue	13,922	13,922	13,922
8690 Other Local Revenue	1,692	1,692	1,692
	<u>15,614</u>	<u>15,614</u>	<u>15,614</u>
Total Revenue	\$ 7,836,218	\$ 8,028,375	\$ 8,208,258
Expenses			
Certificated Salaries			
1100 Teachers' Salaries	2,579,960	2,649,619	2,722,748
1175 Teachers' Extra Duty/Stipends	120,269	123,516	126,925
1200 Pupil Support Salaries	337,690	346,807	356,379
1300 Administrators' Salaries	258,958	265,950	273,290
	<u>3,296,876</u>	<u>3,385,892</u>	<u>3,479,343</u>
Classified Salaries			
2200 Support Salaries	14,470	14,860	15,270
2300 Classified Administrators' Salaries	104,908	107,740	110,714
2400 Clerical and Office Staff Salaries	72,639	74,601	76,660
	<u>192,017</u>	<u>197,201</u>	<u>202,644</u>
Benefits			
3101 STRS	629,703	646,705	664,554
3301 OASDI	11,905	12,226	12,564
3311 Medicare	50,589	51,955	53,389
3401 Health and Welfare	426,835	438,360	450,459
3501 State Unemployment	95,818	97,859	99,787
3601 Workers' Compensation	48,844	50,163	51,548
3901 Other Benefits	8,641	8,874	9,119
	<u>1,272,336</u>	<u>1,306,143</u>	<u>1,341,420</u>

FY25-26 CalOps Monterey Bay

Multi-Year Forecast

Revised 6/2/25

	2025-26	2026-27	2027-28
	Budget	Forecast	Forecast
Books and Supplies			
4100 Textbooks and Core Curricula	395,380	406,055	417,262
4200 Books and Other Materials	1,612	1,655	1,701
4302 School Supplies	87,907	90,281	92,773
4305 Software	332,341	341,314	350,735
4310 Office Expense	21,894	22,486	23,106
4311 Business Meals	5,575	5,726	5,884
4400 Noncapitalized Equipment	142,307	146,149	150,183
	<u>987,016</u>	<u>1,013,666</u>	<u>1,041,643</u>
Subagreement Services			
5102 Special Education	759,366	779,869	801,393
5103 Substitute Teacher	827	849	872
5105 Security	262	269	277
5106 Other Educational Consultants	20,144	20,688	21,259
	<u>780,599</u>	<u>801,675</u>	<u>823,801</u>
Operations and Housekeeping			
5201 Auto and Travel	68,615	70,468	72,413
5300 Dues & Memberships	62,997	64,698	66,483
5400 Insurance	20,811	21,373	21,963
5501 Utilities	671	689	708
5502 Janitorial Services	2,174	2,233	2,295
5516 Miscellaneous Expense	191	196	201
5900 Communications	76,915	78,992	81,172
5901 Postage and Shipping	3,624	3,722	3,824
	<u>235,998</u>	<u>242,370</u>	<u>249,060</u>
Facilities, Repairs and Other Leases			
5601 Rent	34,562	34,562	34,562
5602 Additional Rent	27,793	28,543	29,331
5603 Equipment Leases	1,799	1,848	1,899
5604 Other Leases	18,486	18,985	19,509
5610 Repairs and Maintenance	35,032	35,977	36,970
	<u>117,671</u>	<u>119,915</u>	<u>122,271</u>
Professional/Consulting Services			
5801 IT	298,981	307,053	315,528
5802 Audit & Taxes	4,335	4,452	4,575
5803 Legal	64,615	66,359	68,191
5804 Professional Development	18,663	19,167	19,696
5805 General Consulting	19,291	19,811	20,358
5806 Special Activities/Field Trips	37,845	38,867	39,940
5807 Bank Charges	224	230	236
5808 Printing	49	51	52
5809 Other taxes and fees	7,363	7,562	7,770
5810 Payroll Service Fee	1,079	1,108	1,139
5811 Management Fee	156,724	160,956	165,398
5812 District Oversight Fee	69,734	71,794	74,253
5814 SPED Encroachment	16,802	16,602	16,602
5815 Public Relations/Recruitment	114,304	117,390	120,630
	<u>810,008</u>	<u>831,402</u>	<u>854,368</u>
Depreciation			
6900 Depreciation Expense	2,882	2,960	3,041
	<u>2,882</u>	<u>2,960</u>	<u>3,041</u>
Interest			
	<u>-</u>	<u>-</u>	<u>-</u>
Total Expenses	\$ 7,695,404	\$ 7,901,224	\$ 8,117,590
Surplus (Deficit)	\$ 140,814	\$ 127,152	\$ 90,668
	2%	2%	1%
Fund Balance, Beginning of Year	\$ 388,517	\$ 529,331	\$ 656,483
Fund Balance, End of Year	<u>\$ 529,331</u>	<u>\$ 656,483</u>	<u>\$ 747,150</u>
	6.9%	8.3%	9.2%

FY25-26 CalOps Monterey Bay

Multi-Year Forecast

Revised 6/2/25

	2025-26	2026-27	2027-28
	Budget	Forecast	Forecast
Cash Flow Adjustments			
Surplus (Deficit)	(1,617,557)	(571,588)	(621,815)
Cash Flows From Operating Activities			
Depreciation/Amortization	2,882	2,960	3,041
Public Funding Receivables	1,401,962	1,892,981	789,265
Grants and Contributions Rec.	-	-	-
Due To/From Related Parties	-	-	-
Prepaid Expenses	-	-	-
Other Assets	-	-	-
Accounts Payable	(112,651)	(134,610)	(90,525)
Accrued Expenses	-	-	-
Other Liabilities	-	-	-
Deferred Revenue	(78,251)	(66,753)	-
Cash Flows From Investing Activities			
Purchases of Prop. And Equip.	-	-	-
Notes Receivable	-	-	-
Cash Flows From Financing Activities			
Proceeds from Factoring	-	-	-
Payments on Factoring	-	-	-
Proceeds(Payments) on Debt	-	-	-
Total Change in Cash	(403,614)	1,122,989	79,966
Cash, Beginning of Year	3,686,752	3,283,137	4,406,126
Cash, End of Year	\$ 3,283,137	\$ 4,406,126	\$ 4,486,093

FY25-26 CalOps Central Coast

Multi-Year Forecast

Revised 6/2/25



	2025-26	2026-27	2027-28
	Budget	Forecast	Forecast
Assumptions			
State COLA	2.30%	3.02%	3.42%
Other Revenue COLA	n/a	0.00%	0.00%
Expense COLA	2.92%	2.70%	2.76%
Enrollment	136.36	136.36	136.36
Average Daily Attendance	133.64	133.64	133.64
Revenues			
State Aid - Revenue Limit			
8011 LCFF State Aid	\$ 703,539	\$ 749,962	\$ 811,373
8012 Education Protection Account	26,727	26,727	26,727
8096 In Lieu of Property Taxes	1,024,239	1,024,239	1,024,239
	<u>1,754,505</u>	<u>1,800,928</u>	<u>1,862,339</u>
Federal Revenue			
8181 Special Education - Entitlement	15,296	18,518	18,518
	<u>15,296</u>	<u>18,518</u>	<u>18,518</u>
Other State Revenue			
8311 State Special Education	120,077	118,936	118,936
8550 Mandated Cost	4,281	5,304	5,485
8560 State Lottery	36,483	36,483	36,483
8598 Prior Year Revenue	-	-	-
8599 Other State Revenue	77,745	49,042	29,924
	<u>238,586</u>	<u>209,764</u>	<u>190,828</u>
Other Local Revenue			
8660 Interest Revenue	15,788	15,788	15,788
8690 Other Local Revenue	415	415	415
	<u>16,203</u>	<u>16,203</u>	<u>16,203</u>
Total Revenue	\$ 2,024,590	\$ 2,045,413	\$ 2,087,888
Expenses			
Certificated Salaries			
1100 Teachers' Salaries	640,061	657,343	675,485
1175 Teachers' Extra Duty/Stipends	29,837	30,643	31,489
1200 Pupil Support Salaries	83,777	86,039	88,414
1300 Administrators' Salaries	64,245	65,979	67,800
	<u>817,921</u>	<u>840,004</u>	<u>863,189</u>
Classified Salaries			
2200 Support Salaries	3,590	3,687	3,788
2300 Classified Administrators' Salaries	26,026	26,729	27,467
2400 Clerical and Office Staff Salaries	18,021	18,508	19,018
	<u>47,637</u>	<u>48,924</u>	<u>50,274</u>
Benefits			
3101 STRS	156,223	160,441	164,869
3301 OASDI	2,954	3,033	3,117
3311 Medicare	12,551	12,889	13,245
3401 Health and Welfare	105,893	108,753	111,754
3501 State Unemployment	25,583	26,263	26,976
3601 Workers' Compensation	12,118	12,445	12,788
3901 Other Benefits	2,144	2,202	2,262
	<u>317,465</u>	<u>326,025</u>	<u>335,012</u>

FY25-26 CalOps Central Coast

Multi-Year Forecast

Revised 6/2/25



	2025-26	2026-27	2027-28
	Budget	Forecast	Forecast
Books and Supplies			
4100 Textbooks and Core Curricula	98,090	100,738	103,518
4200 Books and Other Materials	400	411	422
4302 School Supplies	21,809	22,398	23,016
4305 Software	82,450	84,677	87,014
4310 Office Expense	5,432	5,578	5,732
4311 Business Meals	1,383	1,421	1,460
4400 Noncapitalized Equipment	35,305	36,258	37,259
	<u>244,868</u>	<u>251,480</u>	<u>258,421</u>
Subagreement Services			
5102 Special Education	188,391	193,477	198,817
5103 Substitute Teacher	205	211	216
5105 Security	65	67	69
5106 Other Educational Consultants	4,998	5,132	5,274
	<u>193,658</u>	<u>198,887</u>	<u>204,376</u>
Operations and Housekeeping			
5201 Auto and Travel	17,023	17,482	17,965
5300 Dues & Memberships	15,629	16,051	16,494
5400 Insurance	5,163	5,302	5,449
5501 Utilities	166	171	176
5502 Janitorial Services	539	554	569
5516 Miscellaneous Expense	47	49	50
5900 Communications	19,082	19,597	20,138
5901 Postage and Shipping	899	923	949
	<u>58,549</u>	<u>60,130</u>	<u>61,789</u>
Facilities, Repairs and Other Leases			
5601 Rent	8,575	8,575	8,575
5602 Additional Rent	6,895	7,081	7,277
5603 Equipment Leases	446	458	471
5604 Other Leases	4,586	4,710	4,840
5610 Repairs and Maintenance	8,691	8,926	9,172
	<u>29,193</u>	<u>29,750</u>	<u>30,334</u>
Professional/Consulting Services			
5801 IT	74,174	76,177	78,279
5802 Audit & Taxes	1,075	1,104	1,135
5803 Legal	16,030	16,463	16,917
5804 Professional Development	4,630	4,755	4,886
5805 General Consulting	4,786	4,915	5,051
5806 Special Activities/Field Trips	9,389	9,642	9,909
5807 Bank Charges	56	57	59
5808 Printing	12	13	13
5809 Other taxes and fees	1,827	1,876	1,928
5810 Payroll Service Fee	268	275	283
5811 Management Fee	48,000	49,296	50,657
5812 District Oversight Fee	17,545	18,009	18,623
5814 SPED Encroachment	4,061	4,124	4,124
5815 Public Relations/Recruitment	28,358	29,123	29,927
	<u>210,211</u>	<u>215,830</u>	<u>221,790</u>
Depreciation			
6900 Depreciation Expense	715	734	755
	<u>715</u>	<u>734</u>	<u>755</u>
Interest			
	-	-	-
Total Expenses	\$ 1,920,217	\$ 1,971,763	\$ 2,025,939
Surplus (Deficit)	\$ 104,373	\$ 73,650	\$ 61,949
	5%	4%	3%
Fund Balance, Beginning of Year	\$ 305,969	\$ 410,341	\$ 483,991
Fund Balance, End of Year	<u>\$ 410,341</u>	<u>\$ 483,991</u>	<u>\$ 545,940</u>
	21.4%	24.5%	26.9%

FY25-26 CalOps Central Coast

Multi-Year Forecast

Revised 6/2/25



	2025-26	2026-27	2027-28
	Budget	Forecast	Forecast
Cash Flow Adjustments			
Surplus (Deficit)	(352,047)	(101,851)	(116,730)
Cash Flows From Operating Activities			
Depreciation/Amortization	715	734	755
Public Funding Receivables	418,385	490,164	198,243
Grants and Contributions Rec.	-	-	-
Due To/From Related Parties	-	-	-
Prepaid Expenses	-	-	-
Other Assets	-	-	-
Accounts Payable	(38,209)	(33,744)	(22,743)
Accrued Expenses	-	-	-
Other Liabilities	-	-	-
Deferred Revenue	(66,703)	(38,000)	(18,882)
Cash Flows From Investing Activities			
Purchases of Prop. And Equip.	-	-	-
Notes Receivable	-	-	-
Cash Flows From Financing Activities			
Proceeds from Factoring	-	-	-
Payments on Factoring	-	-	-
Proceeds(Payments) on Debt	-	-	-
Total Change in Cash	(37,859)	317,303	40,643
Cash, Beginning of Year	1,428,011	1,390,151	1,707,455
Cash, End of Year	\$ 1,390,151	\$ 1,707,455	\$ 1,748,098



FY25-26 CalOps Southern California

Monthly Cash Flow/Budget FY25-26

Revised 6/3/25

Actuals Through:

ADA = 4744.18

	Jul-25	Aug-25	Sep-25	Oct-25	Nov-25	Dec-25	Jan-26	Feb-26	Mar-26	Apr-26	May-26	Jun-26	Year-End Accruals	Annual Budget	Original Budget Total	Favorable / (Unfav.)
ADA = 4744.18																
Revenues																
State Aid - Revenue Limit																
8011 LCF State Aid	-	577,907	577,907	1,040,233	1,040,233	1,040,233	1,040,233	1,040,233	1,040,233	1,040,233	1,040,233	1,040,233	3,477,661	13,995,575	13,995,575	-
8012 Education Protection Account	-	-	195,910	-	-	195,910	-	-	195,910	-	-	-	361,106	948,836	948,836	-
8096 In Lieu of Property Taxes	-	2,356,355	4,712,711	3,141,807	3,141,807	3,141,807	3,141,807	3,141,807	5,498,162	2,749,081	2,749,081	2,749,081	11,027,978	47,551,486	47,551,486	-
	-	2,934,263	5,486,528	4,182,040	4,182,040	4,377,950	4,182,040	4,182,040	6,734,306	3,789,314	3,789,314	3,789,314	14,866,745	62,495,897	62,495,897	-
Federal Revenue																
8181 Special Education - Entitlement	-	-	-	-	-	-	-	-	-	-	-	-	562,342	562,342	562,342	-
8290 Title I, Part A - Basic Low Income	-	-	245,096	-	-	735,287	-	-	-	-	-	-	-	980,382	980,382	-
8291 Title II, Part A - Teacher Quality	-	-	39,166	-	-	117,497	-	-	-	-	-	-	-	156,662	156,662	-
8294 Title IV	-	-	-	-	-	-	-	-	-	-	-	-	70,549	70,549	70,549	-
	-	-	284,261	-	-	852,783	-	-	-	-	-	-	632,890	1,769,934	1,769,934	-
Other State Revenue																
8311 State Special Education	-	224,048	224,048	403,287	403,287	403,287	403,287	403,287	403,287	403,287	403,287	403,287	403,287	4,480,968	4,480,968	-
8550 Mandated Cost	-	-	-	-	-	152,422	-	-	-	-	-	-	-	152,422	152,422	-
8560 State Lottery	-	-	-	-	-	-	267,417	-	-	267,417	-	-	-	760,327	1,295,161	-
8599 Other State Revenue	-	19,599	19,599	647,513	35,278	35,278	647,513	35,278	35,278	647,513	35,278	35,278	647,513	2,840,920	2,840,920	-
	-	243,647	243,647	1,050,800	438,565	590,987	1,318,218	438,565	438,565	1,318,218	438,565	438,565	1,811,127	8,769,472	8,769,472	-
Other Local Revenue																
8660 Interest Revenue	5,574	5,574	5,574	5,574	5,574	5,574	5,574	5,574	5,574	5,574	5,574	5,574	-	66,890	66,890	-
8690 Other Local Revenue	-	-	-	-	-	14,900	-	-	-	-	-	-	-	14,900	14,900	-
	5,574	5,574	5,574	5,574	5,574	20,474	5,574	5,574	5,574	5,574	5,574	5,574	-	81,790	81,790	-
Total Revenue	5,574	3,183,484	6,020,011	5,238,415	4,626,180	5,842,195	5,505,832	4,626,180	7,178,445	5,113,106	4,233,454	4,233,454	17,310,763	73,117,094	73,117,094	-
Expenses																
Certificated Salaries																
1100 Teachers' Salaries	1,893,374	1,893,374	1,893,374	1,893,374	1,893,374	1,893,374	1,893,374	1,893,374	1,893,374	1,893,374	1,893,374	1,893,374	-	22,720,487	22,720,487	-
1175 Teachers' Extra Duty/Stipends	88,263	88,263	88,263	88,263	88,263	88,263	88,263	88,263	88,263	88,263	88,263	88,263	-	1,059,151	1,059,151	-
1200 Pupil Support Salaries	247,823	247,823	247,823	247,823	247,823	247,823	247,823	247,823	247,823	247,823	247,823	247,823	-	2,973,873	2,973,873	-
1300 Administrators' Salaries	190,043	190,043	190,043	190,043	190,043	190,043	190,043	190,043	190,043	190,043	190,043	190,043	-	2,280,518	2,280,518	-
	2,419,502	2,419,502	2,419,502	2,419,502	2,419,502	2,419,502	2,419,502	2,419,502	2,419,502	2,419,502	2,419,502	2,419,502	-	29,034,030	29,034,030	-
Classified Salaries																
2200 Support Salaries	10,619	10,619	10,619	10,619	10,619	10,619	10,619	10,619	10,619	10,619	10,619	10,619	-	127,427	127,427	-
2300 Classified Administrators' Salaries	76,989	76,989	76,989	76,989	76,989	76,989	76,989	76,989	76,989	76,989	76,989	76,989	-	923,871	923,871	-
2400 Clerical and Office Staff Salaries	53,308	53,308	53,308	53,308	53,308	53,308	53,308	53,308	53,308	53,308	53,308	53,308	-	639,701	639,701	-
	140,917	140,917	140,917	140,917	140,917	140,917	140,917	140,917	140,917	140,917	140,917	140,917	-	1,690,999	1,690,999	-
Benefits																
3101 STRS	462,125	462,125	462,125	462,125	462,125	462,125	462,125	462,125	462,125	462,125	462,125	462,125	-	5,545,500	5,545,500	-
3301 OASDI	8,737	8,737	8,737	8,737	8,737	8,737	8,737	8,737	8,737	8,737	8,737	8,737	-	104,842	104,842	-
3311 Medicare	37,126	37,126	37,126	37,126	37,126	37,126	37,126	37,126	37,126	37,126	37,126	37,126	-	445,513	445,513	-
3401 Health and Welfare	313,245	313,245	313,245	313,245	313,245	313,245	313,245	313,245	313,245	313,245	313,245	313,245	-	3,758,937	3,758,937	-
3501 State Unemployment	5,282	5,282	5,282	5,282	5,282	5,282	26,408	21,126	10,563	5,282	5,282	5,282	-	105,630	105,630	-
3601 Workers' Compensation	35,846	35,846	35,846	35,846	35,846	35,846	35,846	35,846	35,846	35,846	35,846	35,846	-	430,150	430,150	-
3901 Other Benefits	6,341	6,341	6,341	6,341	6,341	6,341	6,341	6,341	6,341	6,341	6,341	6,341	-	76,095	76,095	-
	868,701	868,701	868,701	868,701	868,701	868,701	889,827	884,546	873,983	868,701	868,701	868,701	-	10,466,667	10,466,667	-



FY25-26 CalOps Southern California

Monthly Cash Flow/Budget FY25-26

Revised 6/3/25

Actuals Through:

ADA - 4744.18

	Jul-25	Aug-25	Sep-25	Oct-25	Nov-25	Dec-25	Jan-26	Feb-26	Mar-26	Apr-26	May-26	Jun-26	Year-End Accruals	Annual Budget	Original Budget Total	Favorable / (Unfav.)
Books and Supplies																
4100 Textbooks and Core Curricula	290,160	290,160	290,160	290,160	290,160	290,160	290,160	290,160	290,160	290,160	290,160	290,160	-	3,481,924	3,481,924	-
4200 Books and Other Materials	1,183	1,183	1,183	1,183	1,183	1,183	1,183	1,183	1,183	1,183	1,183	1,183	-	14,192	14,192	-
4302 School Supplies	230,559	7,077	13,251	7,665	1,631	(505)	6,403	8,362	1,134	30,269	234,155	234,155	-	774,158	774,158	-
4305 Software	243,898	243,898	243,898	243,898	243,898	243,898	243,898	243,898	243,898	243,898	243,898	243,898	-	2,926,771	2,926,771	-
4310 Office Expense	16,068	16,068	16,068	16,068	16,068	16,068	16,068	16,068	16,068	16,068	16,068	16,068	-	192,814	192,814	-
4311 Business Meals	4,092	4,092	4,092	4,092	4,092	4,092	4,092	4,092	4,092	4,092	4,092	4,092	-	49,100	49,100	-
4400 Noncapitalized Equipment	3,153	16,680	6,448	(379)	293,662	32,747	4,707	-	-	-	-	896,209	-	1,253,227	1,253,227	-
	789,112	579,157	575,099	562,687	850,693	587,642	566,510	563,762	556,535	585,669	789,555	1,685,764	-	8,692,187	8,692,187	-
Subagreement Services																
5102 Special Education	557,281	557,281	557,281	557,281	557,281	557,281	557,281	557,281	557,281	557,281	557,281	557,281	-	6,687,377	6,687,377	-
5103 Substitute Teacher	607	607	607	607	607	607	607	607	607	607	607	607	-	7,281	7,281	-
5105 Security	192	192	192	192	192	192	192	192	192	192	192	192	-	2,307	2,307	-
5106 Other Educational Consultants	(222,020)	222,020	-	-	177,400	-	-	-	-	-	-	-	-	177,400	177,400	-
	336,060	780,101	558,080	558,080	735,481	558,080	558,080	558,080	558,080	558,080	558,080	558,080	-	6,874,365	6,874,365	-
Operations and Housekeeping																
5201 Auto and Travel	50,355	50,355	50,355	50,355	50,355	50,355	50,355	50,355	50,355	50,355	50,355	50,355	-	604,261	604,261	-
5300 Dues & Memberships	46,232	46,232	46,232	46,232	46,232	46,232	46,232	46,232	46,232	46,232	46,232	46,232	-	554,783	554,783	-
5400 Insurance	15,273	15,273	15,273	15,273	15,273	15,273	15,273	15,273	15,273	15,273	15,273	15,273	-	183,276	183,276	-
5501 Utilities	492	492	492	492	492	492	492	492	492	492	492	492	-	5,908	5,908	-
5502 Janitorial Services	1,596	1,596	1,596	1,596	1,596	1,596	1,596	1,596	1,596	1,596	1,596	1,596	-	19,148	19,148	-
5516 Miscellaneous Expense	140	140	140	140	140	140	140	140	140	140	140	140	-	1,681	1,681	-
5900 Communications	56,446	56,446	56,446	56,446	56,446	56,446	56,446	56,446	56,446	56,446	56,446	56,446	-	677,356	677,356	-
5901 Postage and Shipping	2,659	2,659	2,659	2,659	2,659	2,659	2,659	2,659	2,659	2,659	2,659	2,659	-	31,913	31,913	-
	173,194	173,194	173,194	173,194	173,194	173,194	173,194	173,194	173,194	173,194	173,194	173,194	-	2,078,326	2,078,326	-
Facilities, Repairs and Other Leases																
5601 Rent	25,365	25,365	25,365	25,365	25,365	25,365	25,365	25,365	25,365	25,365	25,365	25,365	-	304,374	304,374	-
5602 Additional Rent	20,396	20,396	20,396	20,396	20,396	20,396	20,396	20,396	20,396	20,396	20,396	20,396	-	244,757	244,757	-
5603 Equipment Leases	1,320	1,320	1,320	1,320	1,320	1,320	1,320	1,320	1,320	1,320	1,320	1,320	-	15,843	15,843	-
5604 Other Leases	13,566	13,566	13,566	13,566	13,566	13,566	13,566	13,566	13,566	13,566	13,566	13,566	-	162,794	162,794	-
5610 Repairs and Maintenance	25,709	25,709	25,709	25,709	25,709	25,709	25,709	25,709	25,709	25,709	25,709	25,709	-	308,507	308,507	-
	86,356	86,356	86,356	86,356	86,356	86,356	86,356	86,356	86,356	86,356	86,356	86,356	-	1,036,275	1,036,275	-
Professional/Consulting Services																
5801 IT	219,415	219,415	219,415	219,415	219,415	219,415	219,415	219,415	219,415	219,415	219,415	219,415	-	2,632,981	2,632,981	-
5802 Audit & Taxes	-	-	-	12,725	12,725	12,725	-	-	-	-	-	-	-	38,174	38,174	-
5803 Legal	47,419	47,419	47,419	47,419	47,419	47,419	47,419	47,419	47,419	47,419	47,419	47,419	-	569,030	569,030	-
5804 Professional Development	13,697	13,697	13,697	13,697	13,697	13,697	13,697	13,697	13,697	13,697	13,697	13,697	-	164,359	164,359	-
5805 General Consulting	14,157	14,157	14,157	14,157	14,157	14,157	14,157	14,157	14,157	14,157	14,157	14,157	-	169,883	169,883	-
5806 Special Activities/Field Trips	168	24,529	-	11,104	(1,200)	(198)	41	4,919	667	17,804	137,725	137,725	-	333,284	333,284	-
5807 Bank Charges	164	164	164	164	164	164	164	164	164	164	164	164	-	1,972	1,972	-
5808 Printing	36	36	36	36	36	36	36	36	36	36	36	36	-	436	436	-
5809 Other taxes and fees	5,403	5,403	5,403	5,403	5,403	5,403	5,403	5,403	5,403	5,403	5,403	5,403	-	64,841	64,841	-
5810 Payroll Service Fee	792	792	792	792	792	792	792	792	792	792	792	792	-	9,503	9,503	-
5811 Management Fee	121,862	121,862	121,862	121,862	121,862	121,862	121,862	121,862	121,862	121,862	121,862	121,862	-	1,462,342	1,462,342	-
5812 District Oversight Fee	-	29,343	54,865	41,820	41,820	43,780	41,820	41,820	67,343	37,893	37,893	37,893	148,667	624,959	624,959	-
5814 SPED Encroachment	-	6,721	6,721	12,099	12,099	12,099	12,099	12,099	12,099	12,099	12,099	12,099	28,969	151,299	151,299	-
5815 Public Relations/Recruitment	83,885	83,885	83,885	83,885	83,885	83,885	83,885	83,885	83,885	83,885	83,885	83,885	-	1,006,622	1,006,622	-
	506,999	567,423	568,417	584,579	572,274	575,236	560,790	565,668	586,940	574,626	694,548	694,548	177,636	7,229,684	7,229,684	-
Depreciation																
6900 Depreciation Expense	2,115	2,115	2,115	2,115	2,115	2,115	2,115	2,115	2,115	2,115	2,115	2,115	-	25,380	25,380	-
	2,115	2,115	2,115	2,115	2,115	2,115	2,115	2,115	2,115	2,115	2,115	2,115	-	25,380	25,380	-
Interest																
	-	-	-	-	-	-	-	-	-	-	-	-	-	-	-	-
Total Expenses	5,322,957	5,617,467	5,392,382	5,396,131	5,849,233	5,411,744	5,397,293	5,394,141	5,397,621	5,409,162	5,732,968	6,629,177	177,636	67,127,913	67,127,913	-
Monthly Surplus (Deficit)	(5,317,383)	(2,433,983)	627,628	(157,716)	(1,223,054)	430,451	108,540	(767,961)	1,780,824	(296,055)	(1,499,514)	(2,395,723)	17,133,127	5,989,181	5,989,181	-

8.2%



FY25-26 CalOps Southern California

Monthly Cash Flow/Forecast FY26-27

Revised 6/3/25

ADA = 4744.18

Revenues

State Aid - Revenue Limit

	Jul-26	Aug-26	Sep-26	Oct-26	Nov-26	Dec-26	Jan-27	Feb-27	Mar-27	Apr-27	May-27	Jun-27	Year-End Accruals	Annual Forecast	Prior Year Forecast	Favorable / (Unfav.)
8011 LCFF State Aid	-	791,038	791,038	1,423,869	1,423,869	1,423,869	1,423,869	1,423,869	1,423,869	1,423,869	1,423,869	1,423,869	1,423,869	15,820,768	13,995,575	1,825,193
8012 Education Protection Account	-	-	-	237,209	-	-	237,209	-	-	237,209	-	-	237,209	948,836	948,836	-
8096 In Lieu of Property Taxes	-	2,853,089	5,706,178	3,804,119	3,804,119	3,804,119	3,804,119	3,804,119	6,657,208	3,328,604	3,328,604	3,328,604	3,328,604	47,551,486	47,551,486	-
	-	3,644,128	6,497,217	5,465,197	5,227,988	5,227,988	5,465,197	5,227,988	8,081,077	4,989,682	4,752,473	4,752,473	4,989,682	64,321,090	62,495,897	1,825,193

Federal Revenue

8181 Special Education - Entitlement	-	-	-	-	-	-	-	-	-	-	-	-	680,887	680,887	562,342	118,545
8290 Title I, Part A - Basic Low Income	-	-	245,096	-	-	245,096	-	-	245,096	-	-	-	245,096	980,382	980,382	-
8291 Title II, Part A - Teacher Quality	-	-	39,166	-	-	39,166	-	-	39,166	-	-	-	39,166	156,662	156,662	-
8294 Title IV	-	-	17,637	-	-	17,637	-	-	17,637	-	-	17,637	-	70,549	70,549	-
	-	-	301,898	-	-	301,898	-	-	301,898	-	-	-	17,637	1,888,479	1,769,934	118,545

Other State Revenue

8311 State Special Education	-	215,972	215,972	388,749	388,749	388,749	388,749	388,749	388,749	388,749	388,749	388,749	388,749	4,319,434	4,480,968	(161,535)
8550 Mandated Cost	-	-	-	-	-	190,131	-	-	-	-	-	-	-	190,131	152,422	37,709
8560 State Lottery	-	-	-	-	-	-	323,790	-	-	323,790	-	-	-	647,581	1,295,161	-
8599 Other State Revenue	-	-	-	-	1,457,287	-	-	-	-	560,495	-	-	-	224,198	2,840,920	(598,940)
	-	215,972	215,972	388,749	1,846,036	578,880	712,539	388,749	388,749	1,273,034	388,749	388,749	1,260,528	8,046,706	8,769,472	(722,766)

Other Local Revenue

8660 Interest Revenue	5,574	5,574	5,574	5,574	5,574	5,574	5,574	5,574	5,574	5,574	5,574	5,574	-	66,890	66,890	-
8690 Other Local Revenue	-	-	-	-	-	14,900	-	-	-	-	-	-	-	14,900	14,900	-
	5,574	5,574	5,574	5,574	5,574	20,474	5,574	5,574	5,574	5,574	5,574	5,574	-	81,790	81,790	-

Total Revenue

	5,574	3,865,673	7,020,661	5,859,520	7,079,598	6,129,240	6,183,310	5,622,311	8,777,299	6,268,291	5,146,796	5,164,434	7,215,357	74,338,065	73,117,094	1,220,972
--	-------	-----------	-----------	-----------	-----------	-----------	-----------	-----------	-----------	-----------	-----------	-----------	-----------	------------	------------	-----------

Expenses

Certificated Salaries

1100 Teachers' Salaries	1,944,495	1,944,495	1,944,495	1,944,495	1,944,495	1,944,495	1,944,495	1,944,495	1,944,495	1,944,495	1,944,495	1,944,495	-	23,333,940	22,720,487	(613,453)
1175 Teachers' Extra Duty/Stipends	90,646	90,646	90,646	90,646	90,646	90,646	90,646	90,646	90,646	90,646	90,646	90,646	-	1,087,748	1,059,151	(28,597)
1200 Pupil Support Salaries	254,514	254,514	254,514	254,514	254,514	254,514	254,514	254,514	254,514	254,514	254,514	254,514	-	3,054,168	2,973,873	(80,295)
1300 Administrators' Salaries	195,174	195,174	195,174	195,174	195,174	195,174	195,174	195,174	195,174	195,174	195,174	195,174	-	2,342,092	2,280,518	(61,574)
	2,484,829	2,484,829	2,484,829	2,484,829	2,484,829	2,484,829	2,484,829	2,484,829	2,484,829	2,484,829	2,484,829	2,484,829	-	29,817,949	29,034,030	(783,919)

Classified Salaries

2200 Support Salaries	10,906	10,906	10,906	10,906	10,906	10,906	10,906	10,906	10,906	10,906	10,906	10,906	-	130,868	127,427	(3,441)
2300 Classified Administrators' Salaries	79,068	79,068	79,068	79,068	79,068	79,068	79,068	79,068	79,068	79,068	79,068	79,068	-	948,816	923,871	(24,945)
2400 Clerical and Office Staff Salaries	54,748	54,748	54,748	54,748	54,748	54,748	54,748	54,748	54,748	54,748	54,748	54,748	-	656,972	639,701	(17,272)
	144,721	144,721	144,721	144,721	144,721	144,721	144,721	144,721	144,721	144,721	144,721	144,721	-	1,736,656	1,690,999	(45,657)

Benefits

3101 STRS	474,602	474,602	474,602	474,602	474,602	474,602	474,602	474,602	474,602	474,602	474,602	474,602	-	5,695,228	5,545,500	(149,728)
3301 OASDI	8,973	8,973	8,973	8,973	8,973	8,973	8,973	8,973	8,973	8,973	8,973	8,973	-	107,673	104,842	(2,831)
3311 Medicare	38,128	38,128	38,128	38,128	38,128	38,128	38,128	38,128	38,128	38,128	38,128	38,128	-	457,542	445,513	(12,029)
3401 Health and Welfare	321,702	321,702	321,702	321,702	321,702	321,702	321,702	321,702	321,702	321,702	321,702	321,702	-	3,860,429	3,758,937	(101,491)
3501 State Unemployment	5,282	5,282	5,282	5,282	5,282	5,282	26,408	21,126	10,563	5,282	5,282	5,282	-	105,630	105,630	-
3601 Workers' Compensation	36,814	36,814	36,814	36,814	36,814	36,814	36,814	36,814	36,814	36,814	36,814	36,814	-	441,764	430,150	(11,614)
3901 Other Benefits	6,512	6,512	6,512	6,512	6,512	6,512	6,512	6,512	6,512	6,512	6,512	6,512	-	78,150	76,095	(2,055)
	892,014	892,014	892,014	892,014	892,014	892,014	913,140	907,858	897,295	892,014	892,014	892,014	-	10,746,415	10,466,667	(279,748)



FY25-26 CalOps Southern California

Monthly Cash Flow/Forecast FY26-27

Revised 6/3/25

ADA = 4744.18

	Jul-26	Aug-26	Sep-26	Oct-26	Nov-26	Dec-26	Jan-27	Feb-27	Mar-27	Apr-27	May-27	Jun-27	Year-End Accruals	Annual Forecast	Prior Year Forecast	Favorable / (Unfav.)
Books and Supplies																
4100 Textbooks and Core Curricula	297,995	297,995	297,995	297,995	297,995	297,995	297,995	297,995	297,995	297,995	297,995	297,995	-	3,575,936	3,481,924	(94,012)
4200 Books and Other Materials	1,215	1,215	1,215	1,215	1,215	1,215	1,215	1,215	1,215	1,215	1,215	1,215	-	14,575	14,192	(383)
4302 School Supplies	236,784	7,268	13,609	7,872	1,675	(519)	6,576	8,588	1,165	31,087	240,477	240,477	-	795,060	774,158	(20,902)
4305 Software	250,483	250,483	250,483	250,483	250,483	250,483	250,483	250,483	250,483	250,483	250,483	250,483	-	3,005,794	2,926,771	(79,023)
4310 Office Expense	16,502	16,502	16,502	16,502	16,502	16,502	16,502	16,502	16,502	16,502	16,502	16,502	-	198,020	192,814	(5,206)
4311 Business Meals	4,202	4,202	4,202	4,202	4,202	4,202	4,202	4,202	4,202	4,202	4,202	4,202	-	50,426	49,100	(1,326)
4400 Noncapitalized Equipment	3,238	17,130	6,622	(389)	301,591	33,631	4,834	-	-	-	-	920,407	-	1,287,065	1,253,227	(33,837)
	810,418	594,795	590,627	577,879	873,662	603,509	581,806	578,984	571,561	601,483	810,873	1,731,280	-	8,926,876	8,692,187	(234,689)
Subagreement Services																
5102 Special Education	572,328	572,328	572,328	572,328	572,328	572,328	572,328	572,328	572,328	572,328	572,328	572,328	-	6,867,936	6,687,377	(180,559)
5103 Substitute Teacher	623	623	623	623	623	623	623	623	623	623	623	623	-	7,477	7,281	(197)
5105 Security	197	197	197	197	197	197	197	197	197	197	197	197	-	2,370	2,307	(62)
5106 Other Educational Consultants	(228,015)	228,015	-	-	182,190	-	-	-	-	-	-	-	-	182,190	177,400	(4,790)
	345,134	801,163	573,149	573,149	755,339	573,149	573,149	573,149	573,149	573,149	573,149	573,149	-	7,059,973	6,874,365	(185,608)
Operations and Housekeeping																
5201 Auto and Travel	51,715	51,715	51,715	51,715	51,715	51,715	51,715	51,715	51,715	51,715	51,715	51,715	-	620,576	604,261	(16,315)
5300 Dues & Memberships	47,480	47,480	47,480	47,480	47,480	47,480	47,480	47,480	47,480	47,480	47,480	47,480	-	569,762	554,783	(14,979)
5400 Insurance	15,685	15,685	15,685	15,685	15,685	15,685	15,685	15,685	15,685	15,685	15,685	15,685	-	188,225	183,276	(4,948)
5501 Utilities	506	506	506	506	506	506	506	506	506	506	506	506	-	6,068	5,908	(160)
5502 Janitorial Services	1,639	1,639	1,639	1,639	1,639	1,639	1,639	1,639	1,639	1,639	1,639	1,639	-	19,665	19,148	(517)
5516 Miscellaneous Expense	144	144	144	144	144	144	144	144	144	144	144	144	-	1,726	1,681	(45)
5900 Communications	57,970	57,970	57,970	57,970	57,970	57,970	57,970	57,970	57,970	57,970	57,970	57,970	-	695,645	677,356	(18,289)
5901 Postage and Shipping	2,731	2,731	2,731	2,731	2,731	2,731	2,731	2,731	2,731	2,731	2,731	2,731	-	32,774	31,913	(862)
	177,870	177,870	177,870	177,870	177,870	177,870	177,870	177,870	177,870	177,870	177,870	177,870	-	2,134,441	2,078,326	(56,115)
Facilities, Repairs and Other Leases																
5601 Rent	25,365	25,365	25,365	25,365	25,365	25,365	25,365	25,365	25,365	25,365	25,365	25,365	-	304,374	304,374	-
5602 Additional Rent	20,947	20,947	20,947	20,947	20,947	20,947	20,947	20,947	20,947	20,947	20,947	20,947	-	251,366	244,757	(6,608)
5603 Equipment Leases	1,356	1,356	1,356	1,356	1,356	1,356	1,356	1,356	1,356	1,356	1,356	1,356	-	16,270	15,843	(428)
5604 Other Leases	13,932	13,932	13,932	13,932	13,932	13,932	13,932	13,932	13,932	13,932	13,932	13,932	-	167,190	162,794	(4,395)
5610 Repairs and Maintenance	26,403	26,403	26,403	26,403	26,403	26,403	26,403	26,403	26,403	26,403	26,403	26,403	-	316,836	308,507	(8,330)
	88,003	88,003	88,003	88,003	88,003	88,003	88,003	88,003	88,003	88,003	88,003	88,003	-	1,056,037	1,036,275	(19,761)
Professional/Consulting Services																
5801 IT	225,339	225,339	225,339	225,339	225,339	225,339	225,339	225,339	225,339	225,339	225,339	225,339	-	2,704,071	2,632,981	(71,090)
5802 Audit & Taxes	-	-	-	13,068	13,068	13,068	-	-	-	-	-	-	-	39,205	38,174	(1,031)
5803 Legal	48,699	48,699	48,699	48,699	48,699	48,699	48,699	48,699	48,699	48,699	48,699	48,699	-	584,393	569,030	(15,364)
5804 Professional Development	14,066	14,066	14,066	14,066	14,066	14,066	14,066	14,066	14,066	14,066	14,066	14,066	-	168,797	164,359	(4,438)
5805 General Consulting	14,539	14,539	14,539	14,539	14,539	14,539	14,539	14,539	14,539	14,539	14,539	14,539	-	174,470	169,883	(4,587)
5806 Special Activities/Field Trips	-	-	-	-	-	-	-	114,094	114,094	114,094	-	-	-	342,282	333,284	(8,999)
5807 Bank Charges	169	169	169	169	169	169	169	169	169	169	169	169	-	2,025	1,972	(53)
5808 Printing	37	37	37	37	37	37	37	37	37	37	37	37	-	448	436	(12)
5809 Other taxes and fees	5,549	5,549	5,549	5,549	5,549	5,549	5,549	5,549	5,549	5,549	5,549	5,549	-	66,592	64,841	(1,751)
5810 Payroll Service Fee	813	813	813	813	813	813	813	813	813	813	813	813	-	9,759	9,503	(257)
5811 Management Fee	125,152	125,152	125,152	125,152	125,152	125,152	125,152	125,152	125,152	125,152	125,152	125,152	-	1,501,825	1,462,342	(39,483)
5812 District Oversight Fee	-	36,441	64,972	54,652	52,280	52,280	54,652	52,280	80,811	49,897	47,525	47,525	49,897	643,211	624,959	(18,252)
5814 SPED Encroachment	-	6,479	6,479	11,662	11,662	11,662	11,662	11,662	11,662	11,662	11,662	11,662	32,089	150,010	151,299	1,290
5815 Public Relations/Recruitment	86,150	86,150	86,150	86,150	86,150	86,150	86,150	86,150	86,150	86,150	86,150	86,150	-	1,033,801	1,006,622	(27,179)
	520,515	563,435	591,966	599,898	597,526	597,526	586,830	698,552	727,082	696,168	579,702	579,702	81,986	7,420,889	7,229,684	(191,205)
Depreciation																
6900 Depreciation Expense	2,172	2,172	2,172	2,172	2,172	2,172	2,172	2,172	2,172	2,172	2,172	2,172	-	26,065	25,380	(685)
	2,172	2,172	2,172	2,172	2,172	2,172	2,172	2,172	2,172	2,172	2,172	2,172	-	26,065	25,380	(685)
Interest																
	-	-	-	-	-	-	-	-	-	-	-	-	-	-	-	-
Total Expenses	5,465,676	5,749,003	5,545,351	5,540,535	6,016,136	5,563,792	5,552,519	5,656,138	5,666,683	5,660,409	5,753,333	6,673,740	81,986	68,925,300	67,127,913	(1,797,387)
Monthly Surplus (Deficit)	(5,460,102)	(1,883,329)	1,475,310	318,986	1,063,463	565,448	630,791	(33,827)	3,110,616	607,882	(606,537)	(1,509,306)	7,133,372	5,412,766	5,989,181	(576,415)



FY25-26 CalOps Southern California

Monthly Cash Flow/Forecast FY26-27

Revised 6/3/25

ADA = 4744.18

	Jul-26	Aug-26	Sep-26	Oct-26	Nov-26	Dec-26	Jan-27	Feb-27	Mar-27	Apr-27	May-27	Jun-27	Year-End Accruals	Annual Forecast	Prior Year Forecast	Favorable / (Unfav.)
Cash Flow Adjustments																
Monthly Surplus (Deficit)	(5,460,102)	(1,883,329)	1,475,310	318,986	1,063,463	565,448	630,791	(33,827)	3,110,616	607,882	(606,537)	(1,509,306)	7,133,372	5,412,766		
Cash flows from operating activities																
Depreciation/Amortization	2,172	2,172	2,172	2,172	2,172	2,172	2,172	2,172	2,172	2,172	2,172	2,172	-	26,065		
Public Funding Receivables	14,866,745	-	647,513	-	-	760,327	1,036,178	-	-	-	-	-	(7,215,357)	10,095,406		
Grants and Contributions Rec.	-	-	-	-	-	-	-	-	-	-	-	-	-	-		
Due To/From Related Parties	-	-	-	-	-	-	-	-	-	-	-	-	-	-		
Prepaid Expenses	-	-	-	-	-	-	-	-	-	-	-	-	-	-		
Other Assets	-	-	-	-	-	-	-	-	-	-	-	-	-	-		
Accounts Payable	(177,636)	-	-	-	-	-	-	-	-	-	-	-	81,986	(95,650)		
Accrued Expenses	-	-	-	-	-	-	-	-	-	-	-	-	-	-		
Other Liabilities	-	-	-	-	-	-	-	-	-	-	-	-	-	-		
Deferred Revenue	-	-	-	-	-	-	-	-	-	-	-	(1,850,000)	-	(1,850,000)		
Cash flows from investing activities																
Purchases of Prop. And Equip.	-	-	-	-	-	-	-	-	-	-	-	-	-	-		
Notes Receivable	-	-	-	-	-	-	-	-	-	-	-	-	-	-		
Cash flows from financing activities																
Proceeds from Factoring	-	-	-	-	-	-	-	-	-	-	-	-	-	-		
Payments on Factoring	-	-	-	-	-	-	-	-	-	-	-	-	-	-		
Proceeds(Payments) on Debt	-	-	-	-	-	-	-	-	-	-	-	-	-	-		
Total Change in Cash	9,231,179	(1,881,157)	2,124,995	321,158	1,065,635	1,327,947	1,669,141	(31,655)	3,112,788	610,054	(604,365)	(3,357,134)				
Cash, Beginning of Month	6,955,800	16,186,979	14,305,821	16,430,816	16,751,974	17,817,609	19,145,556	20,814,697	20,783,042	23,895,830	24,505,884	23,901,520				
Cash, End of Month	16,186,979	14,305,821	16,430,816	16,751,974	17,817,609	19,145,556	20,814,697	20,783,042	23,895,830	24,505,884	23,901,520	20,544,386				



FY25-26 CalOps Southern California

Monthly Cash Flow/Forecast FY27-28

Revised 6/3/25

ADA = 4744.18

	Jul-27	Aug-27	Sep-27	Oct-27	Nov-27	Dec-27	Jan-28	Feb-28	Mar-28	Apr-28	May-28	Jun-28	Year-End Accruals	Annual Forecast	Prior Year Forecast	Favorable / (Unfav.)
ADA = 4744.18																
Revenues																
State Aid - Revenue Limit																
8011 LCFF State Aid	-	900,992	900,992	1,621,785	1,621,785	1,621,785	1,621,785	1,621,785	1,621,785	1,621,785	1,621,785	1,621,785	1,621,785	18,019,835	15,820,768	2,199,067
8012 Education Protection Account	-	-	-	237,209	-	-	237,209	-	-	237,209	-	-	237,209	948,836	948,836	-
8096 In Lieu of Property Taxes	-	2,853,089	5,706,178	3,804,119	3,804,119	3,804,119	3,804,119	3,804,119	6,657,208	3,328,604	3,328,604	3,328,604	3,328,604	47,551,486	47,551,486	-
	-	3,754,081	6,607,170	5,663,113	5,425,904	5,425,904	5,663,113	5,425,904	8,278,993	5,187,598	4,950,389	4,950,389	5,187,598	66,520,157	64,321,090	2,199,067
Federal Revenue																
8181 Special Education - Entitlement	-	-	-	-	-	-	-	-	-	-	-	-	680,887	680,887	680,887	-
8290 Title I, Part A - Basic Low Income	-	-	245,096	-	-	245,096	-	-	245,096	-	-	-	245,096	980,382	980,382	-
8291 Title II, Part A - Teacher Quality	-	-	39,166	-	-	39,166	-	-	39,166	-	-	-	39,166	156,662	156,662	-
8294 Title IV	-	-	17,637	-	-	17,637	-	-	17,637	-	-	17,637	-	70,549	70,549	-
	-	-	301,898	-	-	301,898	-	-	301,898	-	-	-	17,637	1,888,479	1,888,479	-
Other State Revenue																
8311 State Special Education	-	215,972	215,972	388,749	388,749	388,749	388,749	388,749	388,749	388,749	388,749	388,749	388,749	4,319,434	4,319,434	-
8550 Mandated Cost	-	-	-	-	-	190,131	-	-	-	-	-	-	6,502	196,633	190,131	6,502
8560 State Lottery	-	-	-	-	-	-	323,790	-	-	-	-	-	647,581	1,295,161	1,295,161	-
8599 Other State Revenue	-	-	-	-	1,101,415	-	-	-	-	423,621	-	-	169,449	1,694,485	2,241,980	(547,495)
	-	215,972	215,972	388,749	1,490,165	578,880	712,539	388,749	388,749	1,136,161	388,749	388,749	1,212,281	7,505,713	8,046,706	(540,993)
Other Local Revenue																
8660 Interest Revenue	5,574	5,574	5,574	5,574	5,574	5,574	5,574	5,574	5,574	5,574	5,574	5,574	-	66,890	66,890	-
8690 Other Local Revenue	-	-	-	-	-	14,900	-	-	-	-	-	-	-	14,900	14,900	-
	5,574	5,574	5,574	5,574	5,574	20,474	5,574	5,574	5,574	5,574	5,574	5,574	-	81,790	81,790	-
Total Revenue	5,574	3,975,627	7,130,614	6,057,436	6,921,643	6,327,156	6,381,227	5,820,227	8,975,215	6,329,333	5,344,712	5,362,350	7,365,026	75,996,140	74,338,065	1,658,074
Expenses																
Certificated Salaries																
1100 Teachers' Salaries	1,998,163	1,998,163	1,998,163	1,998,163	1,998,163	1,998,163	1,998,163	1,998,163	1,998,163	1,998,163	1,998,163	1,998,163	-	23,977,957	23,333,940	(644,017)
1175 Teachers' Extra Duty/Stipends	93,148	93,148	93,148	93,148	93,148	93,148	93,148	93,148	93,148	93,148	93,148	93,148	-	1,117,770	1,087,748	(30,022)
1200 Pupil Support Salaries	261,539	261,539	261,539	261,539	261,539	261,539	261,539	261,539	261,539	261,539	261,539	261,539	-	3,138,463	3,054,168	(84,295)
1300 Administrators' Salaries	200,561	200,561	200,561	200,561	200,561	200,561	200,561	200,561	200,561	200,561	200,561	200,561	-	2,406,734	2,342,092	(64,642)
	2,553,410	2,553,410	2,553,410	2,553,410	2,553,410	2,553,410	2,553,410	2,553,410	2,553,410	2,553,410	2,553,410	2,553,410	-	30,640,924	29,817,949	(822,975)
Classified Salaries																
2200 Support Salaries	11,207	11,207	11,207	11,207	11,207	11,207	11,207	11,207	11,207	11,207	11,207	11,207	-	134,479	130,868	(3,612)
2300 Classified Administrators' Salaries	81,250	81,250	81,250	81,250	81,250	81,250	81,250	81,250	81,250	81,250	81,250	81,250	-	975,003	948,816	(26,187)
2400 Clerical and Office Staff Salaries	56,259	56,259	56,259	56,259	56,259	56,259	56,259	56,259	56,259	56,259	56,259	56,259	-	675,105	656,972	(18,132)
	148,716	148,716	148,716	148,716	148,716	148,716	148,716	148,716	148,716	148,716	148,716	148,716	-	1,784,588	1,736,656	(47,932)
Benefits																
3101 STRS	487,701	487,701	487,701	487,701	487,701	487,701	487,701	487,701	487,701	487,701	487,701	487,701	-	5,852,416	5,695,228	(157,188)
3301 OASDI	9,220	9,220	9,220	9,220	9,220	9,220	9,220	9,220	9,220	9,220	9,220	9,220	-	110,644	107,673	(2,972)
3311 Medicare	39,181	39,181	39,181	39,181	39,181	39,181	39,181	39,181	39,181	39,181	39,181	39,181	-	470,170	457,542	(12,628)
3401 Health and Welfare	330,581	330,581	330,581	330,581	330,581	330,581	330,581	330,581	330,581	330,581	330,581	330,581	-	3,966,977	3,860,429	(106,548)
3501 State Unemployment	5,282	5,282	5,282	5,282	5,282	5,282	26,408	21,126	10,563	5,282	5,282	5,282	-	105,630	105,630	-
3601 Workers' Compensation	37,830	37,830	37,830	37,830	37,830	37,830	37,830	37,830	37,830	37,830	37,830	37,830	-	453,857	441,764	(12,193)
3901 Other Benefits	6,692	6,692	6,692	6,692	6,692	6,692	6,692	6,692	6,692	6,692	6,692	6,692	-	80,306	78,150	(2,157)
	916,487	916,487	916,487	916,487	916,487	916,487	937,613	932,332	921,769	916,487	916,487	916,487	-	11,040,101	10,746,415	(293,686)



FY25-26 CalOps Southern California

Monthly Cash Flow/Forecast FY27-28

Revised 6/3/25

ADA = 4744.18

	Jul-27	Aug-27	Sep-27	Oct-27	Nov-27	Dec-27	Jan-28	Feb-28	Mar-28	Apr-28	May-28	Jun-28	Year-End Accruals	Annual Forecast	Prior Year Forecast	Favorable / (Unfav.)
Books and Supplies																
4100 Textbooks and Core Curricula	306,219	306,219	306,219	306,219	306,219	306,219	306,219	306,219	306,219	306,219	306,219	306,219	-	3,674,632	3,575,936	(98,696)
4200 Books and Other Materials	1,248	1,248	1,248	1,248	1,248	1,248	1,248	1,248	1,248	1,248	1,248	1,248	-	14,977	14,575	(402)
4302 School Supplies	243,320	7,469	13,985	8,089	1,721	(533)	6,757	8,825	1,197	31,945	247,114	247,114	-	817,004	795,060	(21,944)
4305 Software	257,396	257,396	257,396	257,396	257,396	257,396	257,396	257,396	257,396	257,396	257,396	257,396	-	3,088,754	3,005,794	(82,960)
4310 Office Expense	16,957	16,957	16,957	16,957	16,957	16,957	16,957	16,957	16,957	16,957	16,957	16,957	-	203,485	198,020	(5,465)
4311 Business Meals	4,318	4,318	4,318	4,318	4,318	4,318	4,318	4,318	4,318	4,318	4,318	4,318	-	51,818	50,426	(1,392)
4400 Noncapitalized Equipment	3,327	17,603	6,805	(400)	309,915	34,559	4,968	-	-	-	-	945,810	-	1,322,588	1,287,065	(35,523)
	832,786	611,211	606,928	593,829	897,775	620,166	597,864	594,964	587,336	618,083	833,253	1,779,063	-	9,173,258	8,926,876	(246,382)
Subagreement Services																
5102 Special Education	588,124	588,124	588,124	588,124	588,124	588,124	588,124	588,124	588,124	588,124	588,124	588,124	-	7,057,491	6,867,936	(189,555)
5103 Substitute Teacher	640	640	640	640	640	640	640	640	640	640	640	640	-	7,683	7,477	(206)
5105 Security	203	203	203	203	203	203	203	203	203	203	203	203	-	2,435	2,370	(65)
5106 Other Educational Consultants	(234,308)	234,308	-	-	187,218	-	-	-	-	-	-	-	-	187,218	182,190	(5,028)
	354,659	823,275	588,967	588,967	776,186	588,967	588,967	588,967	588,967	588,967	588,967	588,967	-	7,254,828	7,059,973	(194,855)
Operations and Housekeeping																
5201 Auto and Travel	53,142	53,142	53,142	53,142	53,142	53,142	53,142	53,142	53,142	53,142	53,142	53,142	-	637,704	620,576	(17,128)
5300 Dues & Memberships	48,791	48,791	48,791	48,791	48,791	48,791	48,791	48,791	48,791	48,791	48,791	48,791	-	585,488	569,762	(15,725)
5400 Insurance	16,118	16,118	16,118	16,118	16,118	16,118	16,118	16,118	16,118	16,118	16,118	16,118	-	193,420	188,225	(5,195)
5501 Utilities	520	520	520	520	520	520	520	520	520	520	520	520	-	6,235	6,068	(167)
5502 Janitorial Services	1,684	1,684	1,684	1,684	1,684	1,684	1,684	1,684	1,684	1,684	1,684	1,684	-	20,208	19,665	(543)
5516 Miscellaneous Expense	148	148	148	148	148	148	148	148	148	148	148	148	-	1,774	1,726	(48)
5900 Communications	59,570	59,570	59,570	59,570	59,570	59,570	59,570	59,570	59,570	59,570	59,570	59,570	-	714,845	695,645	(19,200)
5901 Postage and Shipping	2,807	2,807	2,807	2,807	2,807	2,807	2,807	2,807	2,807	2,807	2,807	2,807	-	33,679	32,774	(905)
	182,779	182,779	182,779	182,779	182,779	182,779	182,779	182,779	182,779	182,779	182,779	182,779	-	2,193,352	2,134,441	(58,911)
Facilities, Repairs and Other Leases																
5601 Rent	25,365	25,365	25,365	25,365	25,365	25,365	25,365	25,365	25,365	25,365	25,365	25,365	-	304,374	304,374	-
5602 Additional Rent	21,525	21,525	21,525	21,525	21,525	21,525	21,525	21,525	21,525	21,525	21,525	21,525	-	258,304	251,366	(6,938)
5603 Equipment Leases	1,393	1,393	1,393	1,393	1,393	1,393	1,393	1,393	1,393	1,393	1,393	1,393	-	16,719	16,270	(449)
5604 Other Leases	14,317	14,317	14,317	14,317	14,317	14,317	14,317	14,317	14,317	14,317	14,317	14,317	-	171,804	167,190	(4,614)
5610 Repairs and Maintenance	27,132	27,132	27,132	27,132	27,132	27,132	27,132	27,132	27,132	27,132	27,132	27,132	-	325,561	316,836	(8,745)
	89,732	89,732	89,732	89,732	89,732	89,732	89,732	89,732	89,732	89,732	89,732	89,732	-	1,076,783	1,056,037	(20,746)
Professional/Consulting Services																
5801 IT	231,559	231,559	231,559	231,559	231,559	231,559	231,559	231,559	231,559	231,559	231,559	231,559	-	2,778,704	2,704,071	(74,632)
5802 Audit & Taxes	-	-	-	13,429	13,429	13,429	-	-	-	-	-	-	-	40,287	39,205	(1,082)
5803 Legal	50,044	50,044	50,044	50,044	50,044	50,044	50,044	50,044	50,044	50,044	50,044	50,044	-	600,523	584,393	(16,129)
5804 Professional Development	14,455	14,455	14,455	14,455	14,455	14,455	14,455	14,455	14,455	14,455	14,455	14,455	-	173,456	168,797	(4,659)
5805 General Consulting	14,940	14,940	14,940	14,940	14,940	14,940	14,940	14,940	14,940	14,940	14,940	14,940	-	179,285	174,470	(4,815)
5806 Special Activities/Field Trips	-	-	-	-	-	-	-	117,243	117,243	117,243	117,243	117,243	-	351,729	342,282	(9,447)
5807 Bank Charges	173	173	173	173	173	173	173	173	173	173	173	173	-	2,081	2,025	(56)
5808 Printing	38	38	38	38	38	38	38	38	38	38	38	38	-	460	448	(12)
5809 Other taxes and fees	5,702	5,702	5,702	5,702	5,702	5,702	5,702	5,702	5,702	5,702	5,702	5,702	-	68,430	66,592	(1,838)
5810 Payroll Service Fee	836	836	836	836	836	836	836	836	836	836	836	836	-	10,029	9,759	(269)
5811 Management Fee	128,606	128,606	128,606	128,606	128,606	128,606	128,606	128,606	128,606	128,606	128,606	128,606	-	1,543,275	1,501,825	(41,450)
5812 District Oversight Fee	-	37,541	66,072	56,631	54,259	54,259	56,631	54,259	82,790	51,876	49,504	49,504	51,876	665,202	643,211	(21,991)
5814 SPED Encroachment	-	6,479	6,479	11,662	11,662	11,662	11,662	11,662	11,662	11,662	11,662	11,662	32,089	150,010	150,010	-
5815 Public Relations/Recruitment	88,528	88,528	88,528	88,528	88,528	88,528	88,528	88,528	88,528	88,528	88,528	88,528	-	1,062,334	1,033,801	(28,533)
	534,881	578,901	607,432	616,604	614,232	614,232	603,175	718,046	746,577	715,663	596,048	596,048	83,965	7,625,803	7,420,889	(204,914)
Depreciation																
6900 Depreciation Expense	2,232	2,232	2,232	2,232	2,232	2,232	2,232	2,232	2,232	2,232	2,232	2,232	-	26,784	26,065	(719)
	2,232	2,232	2,232	2,232	2,232	2,232	2,232	2,232	2,232	2,232	2,232	2,232	-	26,784	26,065	(719)
Interest																
	-	-	-	-	-	-	-	-	-	-	-	-	-	-	-	-
Total Expenses	5,615,683	5,906,744	5,696,684	5,692,756	6,181,549	5,716,721	5,704,489	5,811,178	5,821,518	5,816,070	5,911,625	6,857,435	83,965	70,816,420	68,925,300	(1,891,120)
Monthly Surplus (Deficit)	(5,610,109)	(1,931,118)	1,433,930	364,680	740,093	610,435	676,738	9,049	3,153,696	513,263	(566,912)	(1,495,085)	7,281,061	5,179,720	5,412,766	(233,045)



FY25-26 CalOps Southern California

Monthly Cash Flow/Forecast FY27-28

Revised 6/3/25

ADA = 4744.18

	Jul-27	Aug-27	Sep-27	Oct-27	Nov-27	Dec-27	Jan-28	Feb-28	Mar-28	Apr-28	May-28	Jun-28	Year-End Accruals	Annual Forecast	Prior Year Forecast	Favorable / (Unfav.)
Cash Flow Adjustments																
Monthly Surplus (Deficit)	(5,610,109)	(1,931,118)	1,433,930	364,680	740,093	610,435	676,738	9,049	3,153,696	513,263	(566,912)	(1,495,085)	7,281,061	5,179,720		
Cash flows from operating activities																
Depreciation/Amortization	2,232	2,232	2,232	2,232	2,232	2,232	2,232	2,232	2,232	2,232	2,232	2,232	-	26,784		
Public Funding Receivables	4,989,682	-	647,581	-	-	-	1,578,095	-	-	-	-	-	(7,365,026)	(149,669)		
Grants and Contributions Rec.	-	-	-	-	-	-	-	-	-	-	-	-	-	-		
Due To/From Related Parties	-	-	-	-	-	-	-	-	-	-	-	-	-	-		
Prepaid Expenses	-	-	-	-	-	-	-	-	-	-	-	-	-	-		
Other Assets	-	-	-	-	-	-	-	-	-	-	-	-	-	-		
Accounts Payable	(81,986)	-	-	-	-	-	-	-	-	-	-	-	83,965	1,979		
Accrued Expenses	-	-	-	-	-	-	-	-	-	-	-	-	-	-		
Other Liabilities	-	-	-	-	-	-	-	-	-	-	-	-	-	-		
Deferred Revenue	-	-	-	-	-	-	-	-	-	-	-	(1,302,505)	-	(1,302,505)		
Cash flows from investing activities																
Purchases of Prop. And Equip.	-	-	-	-	-	-	-	-	-	-	-	-	-	-		
Notes Receivable	-	-	-	-	-	-	-	-	-	-	-	-	-	-		
Cash flows from financing activities																
Proceeds from Factoring	-	-	-	-	-	-	-	-	-	-	-	-	-	-		
Payments on Factoring	-	-	-	-	-	-	-	-	-	-	-	-	-	-		
Proceeds(Payments) on Debt	-	-	-	-	-	-	-	-	-	-	-	-	-	-		
Total Change in Cash	(700,181)	(1,928,886)	2,083,742	366,912	742,325	612,667	2,257,064	11,281	3,155,928	515,495	(564,680)	(2,795,358)				
Cash, Beginning of Month	20,544,386	19,844,205	17,915,319	19,999,062	20,365,973	21,108,299	21,720,965	23,978,030	23,989,311	27,145,239	27,660,734	27,096,053				
Cash, End of Month	19,844,205	17,915,319	19,999,062	20,365,973	21,108,299	21,720,965	23,978,030	23,989,311	27,145,239	27,660,734	27,096,053	24,300,695				

FY25-26 CalOps Central Valley

Monthly Cash Flow/Budget FY25-26

Revised 6/3/25

Actuals Through:

ADA = 913.36



	Jul-25	Aug-25	Sep-25	Oct-25	Nov-25	Dec-25	Jan-26	Feb-26	Mar-26	Apr-26	May-26	Jun-26	Year-End Accruals	Annual Budget	Original Budget Total	Favorable / (Unfav.)
ADA = 913.36																
Revenues																
State Aid - Revenue Limit																
8011 LCFF State Aid	-	511,361	511,361	920,450	920,450	920,450	920,450	920,450	920,450	920,450	920,450	920,450	1,250,813	10,557,583	10,557,583	-
8012 Education Protection Account	-	-	37,730	-	-	37,730	-	-	37,730	-	-	-	1,890,323	2,003,513	2,003,513	-
8096 In Lieu of Property Taxes	-	32,933	65,867	43,911	43,911	43,911	43,911	43,911	76,844	38,422	38,422	38,422	153,902	664,368	664,368	-
	-	544,294	614,958	964,361	964,361	1,002,091	964,361	964,361	1,035,024	958,872	958,872	958,872	3,295,038	13,225,464	13,225,464	-
Federal Revenue																
8181 Special Education - Entitlement	-	-	-	-	-	-	-	-	-	-	-	-	108,301	108,301	108,301	-
8290 Title I, Part A - Basic Low Income	-	-	58,393	-	-	175,180	-	-	-	-	-	-	-	233,573	233,573	-
8291 Title II, Part A - Teacher Quality	-	-	7,735	-	-	23,204	-	-	-	-	-	-	-	10,938	30,938	-
8294 Title IV	-	-	-	-	-	-	-	-	-	-	-	-	13,165	13,165	13,165	-
	-	-	66,128	-	-	198,383	-	-	-	-	-	-	121,466	385,977	385,977	-
Other State Revenue																
8311 State Special Education	-	36,842	36,842	66,315	66,315	66,315	66,315	66,315	66,315	66,315	66,315	66,315	66,315	736,832	736,832	-
8550 Mandated Cost	-	-	-	-	-	27,259	-	-	-	-	-	-	-	27,259	27,259	-
8560 State Lottery	-	-	-	-	-	-	51,501	-	-	51,501	-	-	-	146,344	249,347	-
8599 Other State Revenue	-	3,773	3,773	124,173	6,792	6,792	124,173	6,792	6,792	124,173	6,792	6,792	124,173	544,988	544,988	-
	-	40,615	40,615	190,487	73,107	100,366	241,989	73,107	73,107	241,989	73,107	73,107	336,832	1,558,426	1,558,426	-
Other Local Revenue																
8660 Interest Revenue	224	224	224	224	224	224	224	224	224	224	224	224	-	2,684	2,684	-
8690 Other Local Revenue	-	-	-	-	-	2,451	-	-	-	-	-	-	-	2,451	2,451	-
	224	224	224	224	224	2,675	224	224	224	224	224	224	-	5,135	5,135	-
Total Revenue	224	585,133	721,924	1,155,072	1,037,691	1,303,514	1,206,573	1,037,691	1,108,355	1,201,085	1,032,202	1,032,202	3,753,356	15,175,002	15,175,002	-
Expenses																
Certificated Salaries																
1100 Teachers' Salaries	364,642	364,642	364,642	364,642	364,642	364,642	364,642	364,642	364,642	364,642	364,642	364,642	-	4,375,703	4,375,703	-
1175 Teachers' Extra Duty/Stipends	16,998	16,998	16,998	16,998	16,998	16,998	16,998	16,998	16,998	16,998	16,998	16,998	-	203,980	203,980	-
1200 Pupil Support Salaries	47,728	47,728	47,728	47,728	47,728	47,728	47,728	47,728	47,728	47,728	47,728	47,728	-	572,734	572,734	-
1300 Administrators' Salaries	36,600	36,600	36,600	36,600	36,600	36,600	36,600	36,600	36,600	36,600	36,600	36,600	-	439,201	439,201	-
	465,968	465,968	465,968	465,968	465,968	465,968	465,968	465,968	465,968	465,968	465,968	465,968	-	5,591,618	5,591,618	-
Classified Salaries																
2200 Support Salaries	2,045	2,045	2,045	2,045	2,045	2,045	2,045	2,045	2,045	2,045	2,045	2,045	-	24,541	24,541	-
2300 Classified Administrators' Salaries	14,827	14,827	14,827	14,827	14,827	14,827	14,827	14,827	14,827	14,827	14,827	14,827	-	177,927	177,927	-
2400 Clerical and Office Staff Salaries	10,267	10,267	10,267	10,267	10,267	10,267	10,267	10,267	10,267	10,267	10,267	10,267	-	123,199	123,199	-
	27,139	27,139	27,139	27,139	27,139	27,139	27,139	27,139	27,139	27,139	27,139	27,139	-	325,667	325,667	-
Benefits																
3101 STRS	89,000	89,000	89,000	89,000	89,000	89,000	89,000	89,000	89,000	89,000	89,000	89,000	-	1,067,999	1,067,999	-
3301 OASDI	1,683	1,683	1,683	1,683	1,683	1,683	1,683	1,683	1,683	1,683	1,683	1,683	-	20,191	20,191	-
3311 Medicare	7,150	7,150	7,150	7,150	7,150	7,150	7,150	7,150	7,150	7,150	7,150	7,150	-	85,801	85,801	-
3401 Health and Welfare	60,327	60,327	60,327	60,327	60,327	60,327	60,327	60,327	60,327	60,327	60,327	60,327	-	723,928	723,928	-
3501 State Unemployment	5,274	5,274	5,274	5,274	5,274	5,274	26,371	21,097	10,549	5,274	5,274	5,274	-	105,486	105,486	-
3601 Workers' Compensation	6,903	6,903	6,903	6,903	6,903	6,903	6,903	6,903	6,903	6,903	6,903	6,903	-	82,842	82,842	-
3901 Other Benefits	1,221	1,221	1,221	1,221	1,221	1,221	1,221	1,221	1,221	1,221	1,221	1,221	-	14,655	14,655	-
	171,559	171,559	171,559	171,559	171,559	171,559	192,656	187,382	176,833	171,559	171,559	171,559	-	2,100,902	2,100,902	-



FY25-26 CalOps Central Valley

Monthly Cash Flow/Budget FY25-26

Revised 6/3/25

Actuals Through:

ADA = 913.36

	Jul-25	Aug-25	Sep-25	Oct-25	Nov-25	Dec-25	Jan-26	Feb-26	Mar-26	Apr-26	May-26	Jun-26	Year-End Accruals	Annual Budget	Original Budget Total	Favorable / (Unfav.)
Books and Supplies																
4100 Textbooks and Core Curricula	55,882	55,882	55,882	55,882	55,882	55,882	55,882	55,882	55,882	55,882	55,882	55,882	-	670,578	670,578	-
4200 Books and Other Materials	228	228	228	228	228	228	228	228	228	228	228	228	-	2,733	2,733	-
4302 School Supplies	40,460	476	299	5,670	272	(80)	264	802	700	18,008	41,111	41,111	-	149,094	149,094	-
4305 Software	46,972	46,972	46,972	46,972	46,972	46,972	46,972	46,972	46,972	46,972	46,972	46,972	-	563,662	563,662	-
4310 Office Expense	3,094	3,094	3,094	3,094	3,094	3,094	3,094	3,094	3,094	3,094	3,094	3,094	-	37,134	37,134	-
4311 Business Meals	788	788	788	788	788	788	788	788	788	788	788	788	-	9,456	9,456	-
4400 Noncapitalized Equipment	574	3,034	487	(67)	51,882	5,958	884	-	-	-	-	178,606	-	241,357	241,357	-
	147,997	110,474	107,750	112,566	159,118	112,842	108,112	107,766	107,664	124,972	148,074	326,680	-	1,674,015	1,674,015	-
Subagreement Services																
5102 Special Education	107,326	107,326	107,326	107,326	107,326	107,326	107,326	107,326	107,326	107,326	107,326	107,326	-	1,287,911	1,287,911	-
5103 Substitute Teacher	117	117	117	117	117	117	117	117	117	117	117	117	-	1,402	1,402	-
5105 Security	37	37	37	37	37	37	37	37	37	37	37	37	-	444	444	-
5106 Other Educational Consultants	-	-	-	-	-	-	-	-	-	-	-	-	34,165	34,165	34,165	-
	107,480	107,480	107,480	107,480	107,480	107,480	107,480	107,480	107,480	107,480	107,480	107,480	-	1,323,923	1,323,923	-
Operations and Housekeeping																
5201 Auto and Travel	9,698	9,698	9,698	9,698	9,698	9,698	9,698	9,698	9,698	9,698	9,698	9,698	-	116,374	116,374	-
5300 Dues & Memberships	8,904	8,904	8,904	8,904	8,904	8,904	8,904	8,904	8,904	8,904	8,904	8,904	-	106,845	106,845	-
5400 Insurance	2,941	2,941	2,941	2,941	2,941	2,941	2,941	2,941	2,941	2,941	2,941	2,941	-	35,297	35,297	-
5501 Utilities	95	95	95	95	95	95	95	95	95	95	95	95	-	1,138	1,138	-
5502 Janitorial Services	307	307	307	307	307	307	307	307	307	307	307	307	-	3,688	3,688	-
5516 Miscellaneous Expense	27	27	27	27	27	27	27	27	27	27	27	27	-	324	324	-
5900 Communications	10,871	10,871	10,871	10,871	10,871	10,871	10,871	10,871	10,871	10,871	10,871	10,871	-	130,451	130,451	-
5901 Postage and Shipping	512	512	512	512	512	512	512	512	512	512	512	512	-	6,146	6,146	-
	33,355	33,355	33,355	33,355	33,355	33,355	33,355	33,355	33,355	33,355	33,355	33,355	-	400,262	400,262	-
Facilities, Repairs and Other Leases																
5601 Rent	4,885	4,885	4,885	4,885	4,885	4,885	4,885	4,885	4,885	4,885	4,885	4,885	-	58,619	58,619	-
5602 Additional Rent	3,928	3,928	3,928	3,928	3,928	3,928	3,928	3,928	3,928	3,928	3,928	3,928	-	47,137	47,137	-
5603 Equipment Leases	254	254	254	254	254	254	254	254	254	254	254	254	-	3,051	3,051	-
5604 Other Leases	2,613	2,613	2,613	2,613	2,613	2,613	2,613	2,613	2,613	2,613	2,613	2,613	-	31,352	31,352	-
5610 Repairs and Maintenance	4,951	4,951	4,951	4,951	4,951	4,951	4,951	4,951	4,951	4,951	4,951	4,951	-	59,415	59,415	-
	16,631	16,631	16,631	16,631	16,631	16,631	16,631	16,631	16,631	16,631	16,631	16,631	-	199,575	199,575	-
Professional/Consulting Services																
5801 IT	42,257	42,257	42,257	42,257	42,257	42,257	42,257	42,257	42,257	42,257	42,257	42,257	-	507,082	507,082	-
5802 Audit & Taxes	-	-	-	2,451	2,451	2,451	-	-	-	-	-	-	-	7,352	7,352	-
5803 Legal	9,132	9,132	9,132	9,132	9,132	9,132	9,132	9,132	9,132	9,132	9,132	9,132	-	109,589	109,589	-
5804 Professional Development	2,638	2,638	2,638	2,638	2,638	2,638	2,638	2,638	2,638	2,638	2,638	2,638	-	31,654	31,654	-
5805 General Consulting	2,726	2,726	2,726	2,726	2,726	2,726	2,726	2,726	2,726	2,726	2,726	2,726	-	32,718	32,718	-
5806 Special Activities/Field Trips	28	237	449	8,265	112	(51)	8	435	379	9,760	22,282	22,282	-	64,187	64,187	-
5807 Bank Charges	32	32	32	32	32	32	32	32	32	32	32	32	-	380	380	-
5808 Printing	7	7	7	7	7	7	7	7	7	7	7	7	-	84	84	-
5809 Other taxes and fees	1,041	1,041	1,041	1,041	1,041	1,041	1,041	1,041	1,041	1,041	1,041	1,041	-	12,488	12,488	-
5810 Payroll Service Fee	153	153	153	153	153	153	153	153	153	153	153	153	-	1,830	1,830	-
5811 Management Fee	25,292	25,292	25,292	25,292	25,292	25,292	25,292	25,292	25,292	25,292	25,292	25,292	-	303,500	303,500	-
5812 District Oversight Fee	-	5,443	6,150	9,644	9,644	10,021	9,644	9,644	10,350	9,589	9,589	9,589	32,950	132,255	132,255	-
5814 SPED Encroachment	-	1,105	1,105	1,989	1,989	1,989	1,989	1,989	1,989	1,989	1,989	1,989	-	25,354	25,354	-
5815 Public Relations/Recruitment	16,155	16,155	16,155	16,155	16,155	16,155	16,155	16,155	16,155	16,155	16,155	16,155	-	193,864	193,864	-
	99,460	106,218	107,136	121,781	113,628	113,842	111,073	111,500	112,151	120,771	133,292	133,292	38,189	1,422,334	1,422,334	-
Depreciation																
6900 Depreciation Expense	407	407	407	407	407	407	407	407	407	407	407	407	-	4,888	4,888	-
	407	407	407	407	407	407	407	407	407	407	407	407	-	4,888	4,888	-
Interest																
	-	-	-	-	-	-	-	-	-	-	-	-	-	-	-	-
Total Expenses	1,069,997	1,039,231	1,037,425	1,056,887	1,095,285	1,049,223	1,062,822	1,057,629	1,047,629	1,068,282	1,103,906	1,282,512	72,354	13,043,182	13,043,182	-
Monthly Surplus (Deficit)	(1,069,774)	(454,099)	(315,502)	98,185	(57,594)	254,291	143,752	(19,937)	60,726	132,803	(71,704)	(250,310)	3,680,982	2,131,820	2,131,820	-



FY25-26 CalOps Central Valley

Monthly Cash Flow/Budget FY25-26

Revised 6/3/25

Actuals Through:

ADA = 913.36

Cash Flow Adjustments

	Jul-25	Aug-25	Sep-25	Oct-25	Nov-25	Dec-25	Jan-26	Feb-26	Mar-26	Apr-26	May-26	Jun-26	Year-End Accruals	Annual Budget
Monthly Surplus (Deficit)	(1,069,774)	(454,099)	(315,502)	98,185	(57,594)	254,291	143,752	(19,937)	60,726	132,803	(71,704)	(250,310)	3,680,882	2,131,820
Cash flows from operating activities														
Depreciation/Amortisation	407	407	407	407	407	407	407	407	407	407	407	407	-	4,888
Public Funding Receivables	1,217,893	-	-	538,562	-	-	492,490	-	-	-	-	-	(3,753,336)	(1,504,391)
Grants and Contributions Rec.	-	-	-	-	-	-	-	-	-	-	-	-	-	-
Due To/From Related Parties	-	-	-	-	-	-	-	-	-	-	-	-	-	-
Prepaid Expenses	-	-	-	-	-	-	-	-	-	-	-	-	-	-
Other Assets	-	-	-	-	-	-	-	-	-	-	-	-	-	-
Accounts Payable	(72,179)	-	-	-	-	-	-	-	-	-	-	-	72,354	175
Accrued Expenses	-	-	-	-	-	-	-	-	-	-	-	-	-	-
Other Liabilities	-	-	-	-	-	-	-	-	-	-	-	-	-	-
Deferred Revenue	-	-	-	-	-	-	-	-	-	-	-	(469,523)	-	(469,523)
Cash flows from investing activities														
Purchases of Prop. And Equip.	-	-	-	-	-	-	-	-	-	-	-	-	-	-
Notes Receivable	-	-	-	-	-	-	-	-	-	-	-	-	-	-
Cash flows from financing activities														
Proceeds from Factoring	-	-	-	-	-	-	-	-	-	-	-	-	-	-
Payments on Factoring	-	-	-	-	-	-	-	-	-	-	-	-	-	-
Proceeds/(Payments) on Debt	-	-	-	-	-	-	-	-	-	-	-	-	-	-
Total Change in Cash	76,347	(453,691)	(315,094)	637,155	(57,186)	254,699	636,649	(19,530)	61,133	133,210	(71,297)	(719,425)		
Cash, Beginning of Month	6,762,311	6,838,659	6,384,967	6,069,873	6,707,028	6,649,841	6,904,540	7,541,189	7,521,659	7,582,792	7,716,002	7,644,706		
Cash, End of Month	6,838,659	6,384,967	6,069,873	6,707,028	6,649,841	6,904,540	7,541,189	7,521,659	7,582,792	7,716,002	7,644,706	6,925,280		

Original Budget Total	Favorable / (Unfav.)
-----------------------	----------------------

Cent.	Instr.
57.8%	69.7%
2,703,645	(1,565,165)

Pupil:Teacher Ratio
1.99



FY25-26 CalOps Central Valley

Monthly Cash Flow/Forecast FY26-27

Revised 6/3/25

ADA = 913.36

Revenues

State Aid - Revenue Limit

8011	LCFF State Aid	-	547,673	547,673	985,811	985,811	985,811	985,811	985,811	985,811	985,811	985,811	985,811	985,811	985,811
8012	Education Protection Account	-	-	-	500,878	-	-	500,878	-	-	546,259	-	-	516,005	-
8096	In Lieu of Property Taxes	-	39,862	79,724	53,149	53,149	53,149	53,149	53,149	93,012	46,506	46,506	46,506	46,506	
		-	587,535	627,397	1,539,838	1,038,960	1,038,960	1,539,838	1,038,960	1,078,822	1,578,575	1,032,316	1,032,316	1,548,321	

Federal Revenue

8181	Special Education - Entitlement	-	-	-	-	-	-	-	-	-	-	-	-	131,086
8290	Title I, Part A - Basic Low Income	-	-	58,393	-	-	58,393	-	-	58,393	-	-	-	58,393
8291	Title II, Part A - Teacher Quality	-	-	7,735	-	-	7,735	-	-	7,735	-	-	-	7,735
8294	Title IV	-	-	3,291	-	-	3,291	-	-	3,291	-	-	3,291	-
		-	-	69,419	-	-	69,419	-	-	69,419	-	-	3,291	197,214

Other State Revenue

8311	State Special Education	-	41,579	41,579	74,843	74,843	74,843	74,843	74,843	74,843	74,843	74,843	74,843	74,843
8550	Mandated Cost	-	-	-	-	-	33,990	-	-	-	-	-	-	33,990
8560	State Lottery	-	-	-	-	-	-	62,337	-	-	62,337	-	-	124,674
8599	Other State Revenue	-	-	-	-	244,052	-	-	-	-	93,866	-	-	37,546
		-	41,579	41,579	74,843	318,895	108,833	137,180	74,843	74,843	231,046	74,843	74,843	237,063

Other Local Revenue

8660	Interest Revenue	224	224	224	224	224	224	224	224	224	224	224	224	224
8690	Other Local Revenue	-	-	-	-	-	2,451	-	-	-	-	-	-	2,451
		224	224	224	224	224	2,675	224	224	224	224	224	224	5,135

Total Revenue

		224	629,338	738,619	1,614,905	1,358,079	1,219,887	1,677,242	1,114,027	1,223,308	1,809,844	1,107,383	1,110,674	1,982,598
--	--	-----	---------	---------	-----------	-----------	-----------	-----------	-----------	-----------	-----------	-----------	-----------	-----------

Expenses

Certificated Salaries

1100	Teachers' Salaries	374,487	374,487	374,487	374,487	374,487	374,487	374,487	374,487	374,487	374,487	374,487	374,487	374,487
1175	Teachers' Extra Duty/Stipends	17,457	17,457	17,457	17,457	17,457	17,457	17,457	17,457	17,457	17,457	17,457	17,457	17,457
1200	Pupil Support Salaries	49,016	49,016	49,016	49,016	49,016	49,016	49,016	49,016	49,016	49,016	49,016	49,016	49,016
1300	Administrators' Salaries	37,588	37,588	37,588	37,588	37,588	37,588	37,588	37,588	37,588	37,588	37,588	37,588	37,588
		478,549	478,549	478,549	478,549	478,549	478,549	478,549	478,549	478,549	478,549	478,549	478,549	478,549

Classified Salaries

2200	Support Salaries	2,100	2,100	2,100	2,100	2,100	2,100	2,100	2,100	2,100	2,100	2,100	2,100	2,100
2300	Classified Administrators' Salaries	15,228	15,228	15,228	15,228	15,228	15,228	15,228	15,228	15,228	15,228	15,228	15,228	15,228
2400	Clerical and Office Staff Salaries	10,544	10,544	10,544	10,544	10,544	10,544	10,544	10,544	10,544	10,544	10,544	10,544	10,544
		27,872	27,872	27,872	27,872	27,872	27,872	27,872	27,872	27,872	27,872	27,872	27,872	27,872

Benefits

3101	STRS	91,403	91,403	91,403	91,403	91,403	91,403	91,403	91,403	91,403	91,403	91,403	91,403	91,403
3301	OASDI	1,728	1,728	1,728	1,728	1,728	1,728	1,728	1,728	1,728	1,728	1,728	1,728	1,728
3311	Medicare	7,343	7,343	7,343	7,343	7,343	7,343	7,343	7,343	7,343	7,343	7,343	7,343	7,343
3401	Health and Welfare	61,956	61,956	61,956	61,956	61,956	61,956	61,956	61,956	61,956	61,956	61,956	61,956	61,956
3501	State Unemployment	5,274	5,274	5,274	5,274	5,274	5,274	26,372	21,098	10,549	5,274	5,274	5,274	105,488
3601	Workers' Compensation	7,090	7,090	7,090	7,090	7,090	7,090	7,090	7,090	7,090	7,090	7,090	7,090	85,079
3901	Other Benefits	1,254	1,254	1,254	1,254	1,254	1,254	1,254	1,254	1,254	1,254	1,254	1,254	15,051
		176,049	176,049	176,049	176,049	176,049	176,049	197,146	191,872	181,323	176,049	176,049	176,049	2,154,780

Annual Forecast	Prior Year Forecast	Favorable / (Unfav.)
		ADA = 913.36
10,953,451	10,557,583	395,868
2,064,020	2,003,513	60,507
664,368	664,368	-
13,681,839	13,225,464	456,375
131,086	108,301	22,785
233,573	233,573	-
30,938	30,938	-
13,165	13,165	-
408,762	385,977	22,785
831,587	736,832	94,755
33,990	27,259	6,731
249,347	249,347	-
375,465	544,988	(169,523)
1,490,389	1,558,426	(68,037)
2,684	2,684	-
2,451	2,451	-
5,135	5,135	-
15,586,125	15,175,002	411,123
4,493,847	4,375,703	(118,144)
209,488	203,980	(5,507)
588,197	572,734	(15,464)
451,060	439,201	(11,858)
5,742,592	5,591,618	(150,974)
25,204	24,541	(663)
182,731	177,927	(4,804)
126,525	123,199	(3,326)
334,460	325,667	(8,793)
1,096,835	1,067,999	(28,836)
20,737	20,191	(545)
88,117	85,801	(2,317)
743,474	723,928	(19,546)
105,488	105,486	(2)
85,079	82,842	(2,237)
15,051	14,655	(396)
2,100,902	2,100,902	(53,878)



FY25-26 CalOps Central Valley

Monthly Cash Flow/Forecast FY26-27

Revised 6/3/25

ADA = 913.36

	Jul-26	Aug-26	Sep-26	Oct-26	Nov-26	Dec-26	Jan-27	Feb-27	Mar-27	Apr-27	May-27	Jun-27	Year-End Accruals	Annual Forecast	Prior Year Forecast	Favorable / (Unfav.)
Books and Supplies																
4100 Textbooks and Core Curricula	57,390	57,390	57,390	57,390	57,390	57,390	57,390	57,390	57,390	57,390	57,390	57,390	-	688,684	670,578	(18,106)
4200 Books and Other Materials	234	234	234	234	234	234	234	234	234	234	234	234	-	2,807	2,733	(74)
4302 School Supplies	41,553	489	307	5,823	279	(82)	272	824	719	18,494	42,221	42,221	-	153,119	149,094	(4,026)
4305 Software	48,240	48,240	48,240	48,240	48,240	48,240	48,240	48,240	48,240	48,240	48,240	48,240	-	578,881	563,662	(15,219)
4310 Office Expense	3,178	3,178	3,178	3,178	3,178	3,178	3,178	3,178	3,178	3,178	3,178	3,178	-	38,136	37,134	(1,003)
4311 Business Meals	809	809	809	809	809	809	809	809	809	809	809	809	-	9,711	9,456	(255)
4400 Noncapitalized Equipment	589	3,116	500	(69)	53,283	6,119	908	-	-	-	-	183,428	-	247,874	241,357	(6,517)
	151,993	113,457	110,659	115,605	163,414	115,888	111,031	110,676	110,571	128,346	152,072	335,501	-	1,719,213	1,674,015	(45,198)
Subagreement Services																
5102 Special Education	110,224	110,224	110,224	110,224	110,224	110,224	110,224	110,224	110,224	110,224	110,224	110,224	-	1,322,685	1,287,911	(34,774)
5103 Substitute Teacher	120	120	120	120	120	120	120	120	120	120	120	120	-	1,440	1,402	(38)
5105 Security	38	38	38	38	38	38	38	38	38	38	38	38	-	456	444	(12)
5106 Other Educational Consultants	-	-	-	-	-	-	-	-	-	-	-	-	35,088	35,088	34,165	(922)
	110,382	110,382	110,382	110,382	110,382	110,382	110,382	110,382	110,382	110,382	110,382	110,382	35,088	1,359,669	1,323,923	(35,746)
Operations and Housekeeping																
5201 Auto and Travel	9,960	9,960	9,960	9,960	9,960	9,960	9,960	9,960	9,960	9,960	9,960	9,960	-	119,516	116,374	(3,142)
5300 Dues & Memberships	9,144	9,144	9,144	9,144	9,144	9,144	9,144	9,144	9,144	9,144	9,144	9,144	-	109,730	106,845	(2,885)
5400 Insurance	3,021	3,021	3,021	3,021	3,021	3,021	3,021	3,021	3,021	3,021	3,021	3,021	-	36,250	35,297	(953)
5501 Utilities	97	97	97	97	97	97	97	97	97	97	97	97	-	1,169	1,138	(31)
5502 Janitorial Services	316	316	316	316	316	316	316	316	316	316	316	316	-	3,787	3,688	(100)
5516 Miscellaneous Expense	28	28	28	28	28	28	28	28	28	28	28	28	-	332	324	(9)
5900 Communications	11,164	11,164	11,164	11,164	11,164	11,164	11,164	11,164	11,164	11,164	11,164	11,164	-	133,973	130,451	(3,522)
5901 Postage and Shipping	526	526	526	526	526	526	526	526	526	526	526	526	-	6,312	6,146	(166)
	34,256	34,256	34,256	34,256	34,256	34,256	34,256	34,256	34,256	34,256	34,256	34,256	-	411,069	400,262	(10,807)
Facilities, Repairs and Other Leases																
5601 Rent	4,885	4,885	4,885	4,885	4,885	4,885	4,885	4,885	4,885	4,885	4,885	4,885	-	58,619	58,619	-
5602 Additional Rent	4,034	4,034	4,034	4,034	4,034	4,034	4,034	4,034	4,034	4,034	4,034	4,034	-	48,410	47,137	(1,273)
5603 Equipment Leases	261	261	261	261	261	261	261	261	261	261	261	261	-	3,133	3,051	(82)
5604 Other Leases	2,683	2,683	2,683	2,683	2,683	2,683	2,683	2,683	2,683	2,683	2,683	2,683	-	32,199	31,352	(847)
5610 Repairs and Maintenance	5,085	5,085	5,085	5,085	5,085	5,085	5,085	5,085	5,085	5,085	5,085	5,085	-	61,019	59,415	(1,604)
	16,948	16,948	16,948	16,948	16,948	16,948	16,948	16,948	16,948	16,948	16,948	16,948	-	203,380	199,575	(3,806)
Professional/Consulting Services																
5801 IT	43,398	43,398	43,398	43,398	43,398	43,398	43,398	43,398	43,398	43,398	43,398	43,398	-	520,773	507,082	(13,691)
5802 Audit & Taxes	-	-	-	2,517	2,517	2,517	-	-	-	-	-	-	-	7,550	7,352	(199)
5803 Legal	9,379	9,379	9,379	9,379	9,379	9,379	9,379	9,379	9,379	9,379	9,379	9,379	-	112,547	109,589	(2,959)
5804 Professional Development	2,709	2,709	2,709	2,709	2,709	2,709	2,709	2,709	2,709	2,709	2,709	2,709	-	32,508	31,654	(855)
5805 General Consulting	2,800	2,800	2,800	2,800	2,800	2,800	2,800	2,800	2,800	2,800	2,800	2,800	-	33,601	32,718	(883)
5806 Special Activities/Field Trips	-	-	-	-	-	-	-	21,973	21,973	21,973	-	-	-	65,920	64,187	(1,733)
5807 Bank Charges	32	32	32	32	32	32	32	32	32	32	32	32	-	390	380	(10)
5808 Printing	7	7	7	7	7	7	7	7	7	7	7	7	-	86	84	(2)
5809 Other taxes and fees	1,069	1,069	1,069	1,069	1,069	1,069	1,069	1,069	1,069	1,069	1,069	1,069	-	12,825	12,488	(337)
5810 Payroll Service Fee	157	157	157	157	157	157	157	157	157	157	157	157	-	1,880	1,830	(49)
5811 Management Fee	25,975	25,975	25,975	25,975	25,975	25,975	25,975	25,975	25,975	25,975	25,975	25,975	-	311,695	303,500	(8,195)
5812 District Oversight Fee	-	5,875	6,274	15,398	10,390	10,390	15,398	10,390	10,788	15,786	10,323	10,323	15,483	136,818	132,255	(4,564)
5814 SPED Encroachment	-	1,247	1,247	2,245	2,245	2,245	2,245	2,245	2,245	2,245	2,245	2,245	6,178	28,880	25,354	(3,526)
5815 Public Relations/Recruitment	16,592	16,592	16,592	16,592	16,592	16,592	16,592	16,592	16,592	16,592	16,592	16,592	-	199,098	193,864	(5,234)
	102,117	109,240	109,638	122,277	117,269	117,269	119,761	136,725	137,124	142,121	114,685	114,685	21,661	1,464,571	1,422,334	(42,238)
Depreciation																
6900 Depreciation Expense	418	418	418	418	418	418	418	418	418	418	418	418	-	5,020	4,888	(132)
	418	418	418	418	418	418	418	418	418	418	418	418	-	5,020	4,888	(132)
Interest																
	-	-	-	-	-	-	-	-	-	-	-	-	-	-	-	-
Total Expenses	1,098,584	1,067,170	1,064,771	1,082,357	1,125,156	1,077,631	1,096,363	1,107,698	1,097,442	1,114,941	1,111,232	1,294,660	56,749	13,394,754	13,043,182	(351,571)
Monthly Surplus (Deficit)	(1,098,360)	(437,833)	(326,152)	532,548	232,922	142,256	580,878	6,329	125,865	694,903	(3,849)	(183,986)	1,925,849	2,191,371	2,131,820	59,552



FY25-26 CalOps Central Valley

Monthly Cash Flow/Forecast FY26-27

Revised 6/3/25

ADA = 913.36

	Jul-26	Aug-26	Sep-26	Oct-26	Nov-26	Dec-26	Jan-27	Feb-27	Mar-27	Apr-27	May-27	Jun-27	Year-End Accruals	Annual Forecast	Prior Year Forecast	Favorable / (Unfav.)
Cash Flow Adjustments																
Monthly Surplus (Deficit)	(1,098,360)	(437,833)	(326,152)	532,548	232,922	142,256	580,878	6,329	125,865	694,903	(3,849)	(183,986)	1,925,849	2,191,371		
Cash flows from operating activities																
Depreciation/Amortization	418	418	418	418	418	418	418	418	418	418	418	418	-	5,020		
Public Funding Receivables	3,295,038	-	124,173	-	-	146,344	187,781	-	-	-	-	-	(1,982,598)	1,770,738		
Grants and Contributions Rec.	-	-	-	-	-	-	-	-	-	-	-	-	-	-		
Due To/From Related Parties	-	-	-	-	-	-	-	-	-	-	-	-	-	-		
Prepaid Expenses	-	-	-	-	-	-	-	-	-	-	-	-	-	-		
Other Assets	-	-	-	-	-	-	-	-	-	-	-	-	-	-		
Accounts Payable	(72,354)	-	-	-	-	-	-	-	-	-	-	-	56,749	(15,605)		
Accrued Expenses	-	-	-	-	-	-	-	-	-	-	-	-	-	-		
Other Liabilities	-	-	-	-	-	-	-	-	-	-	-	-	-	-		
Deferred Revenue	-	-	-	-	-	-	-	-	-	-	-	(300,000)	-	(300,000)		
Cash flows from investing activities																
Purchases of Prop. And Equip.	-	-	-	-	-	-	-	-	-	-	-	-	-	-		
Notes Receivable	-	-	-	-	-	-	-	-	-	-	-	-	-	-		
Cash flows from financing activities																
Proceeds from Factoring	-	-	-	-	-	-	-	-	-	-	-	-	-	-		
Payments on Factoring	-	-	-	-	-	-	-	-	-	-	-	-	-	-		
Proceeds(Payments) on Debt	-	-	-	-	-	-	-	-	-	-	-	-	-	-		
Total Change in Cash	2,124,742	(437,414)	(201,561)	532,966	233,341	289,018	769,077	6,747	126,284	695,322	(3,430)	(483,567)				
Cash, Beginning of Month	6,925,280	9,050,022	8,612,608	8,411,046	8,944,013	9,177,353	9,466,372	10,235,449	10,242,196	10,368,480	11,063,802	11,060,371				
Cash, End of Month	9,050,022	8,612,608	8,411,046	8,944,013	9,177,353	9,466,372	10,235,449	10,242,196	10,368,480	11,063,802	11,060,371	10,576,804				



FY25-26 CalOps Central Valley

Monthly Cash Flow/Forecast FY27-28

Revised 6/3/25

ADA = 913.36

	Jul-27	Aug-27	Sep-27	Oct-27	Nov-27	Dec-27	Jan-28	Feb-28	Mar-28	Apr-28	May-28	Jun-28	Year-End Accruals	Annual Forecast	Prior Year Forecast	Favorable / (Unfav.)
Revenues																
State Aid - Revenue Limit																
8011 LCFF State Aid	-	567,578	567,578	1,021,641	1,021,641	1,021,641	1,021,641	1,021,641	1,021,641	1,021,641	1,021,641	1,021,641	1,021,641	11,351,569	10,953,451	398,118
8012 Education Protection Account	-	-	-	500,878	-	-	500,878	-	-	546,259	-	-	-	586,594	2,064,020	70,589
8096 In Lieu of Property Taxes	-	39,862	79,724	53,149	53,149	53,149	53,149	53,149	93,012	46,506	46,506	46,506	46,506	664,368	664,368	-
	-	607,441	647,303	1,575,669	1,074,791	1,074,791	1,575,669	1,074,791	1,114,653	1,614,405	1,068,147	1,068,147	1,654,741	14,150,546	13,681,839	468,707
Federal Revenue																
8181 Special Education - Entitlement	-	-	-	-	-	-	-	-	-	-	-	-	131,086	131,086	131,086	-
8290 Title I, Part A - Basic Low Income	-	-	58,393	-	-	58,393	-	-	58,393	-	-	-	-	233,573	233,573	-
8291 Title II, Part A - Teacher Quality	-	-	7,735	-	-	7,735	-	-	7,735	-	-	-	7,735	30,938	30,938	-
8294 Title IV	-	-	3,291	-	-	3,291	-	-	3,291	-	-	3,291	-	13,165	13,165	-
	-	-	69,419	-	-	69,419	-	-	69,419	-	-	3,291	197,214	408,762	408,762	-
Other State Revenue																
8311 State Special Education	-	41,579	41,579	74,843	74,843	74,843	74,843	74,843	74,843	74,843	74,843	74,843	74,843	831,587	831,587	-
8550 Mandated Cost	-	-	-	-	-	33,990	-	-	-	-	-	-	-	35,152	33,990	1,162
8560 State Lottery	-	-	-	-	-	-	62,337	-	-	62,337	-	-	-	249,347	249,347	-
8599 Other State Revenue	-	-	-	-	218,683	-	-	-	-	84,109	-	-	-	336,436	375,465	(39,029)
	-	41,579	41,579	74,843	293,526	108,833	137,180	74,843	74,843	221,289	74,843	74,843	234,323	1,452,523	1,490,389	(37,867)
Other Local Revenue																
8660 Interest Revenue	224	224	224	224	224	224	224	224	224	224	224	224	-	2,684	2,684	-
8690 Other Local Revenue	-	-	-	-	-	2,451	-	-	-	-	-	-	-	2,451	2,451	-
	224	224	224	224	224	2,675	224	224	224	224	224	224	-	5,135	5,135	-
Total Revenue	224	649,244	758,525	1,650,735	1,368,540	1,255,717	1,713,072	1,149,857	1,259,138	1,835,918	1,143,213	1,146,505	2,086,277	16,016,966	15,586,125	430,840
Expenses																
Certificated Salaries																
1100 Teachers' Salaries	384,823	384,823	384,823	384,823	384,823	384,823	384,823	384,823	384,823	384,823	384,823	384,823	-	4,617,877	4,493,847	(124,030)
1175 Teachers' Extra Duty/Stipends	17,939	17,939	17,939	17,939	17,939	17,939	17,939	17,939	17,939	17,939	17,939	17,939	-	215,270	209,488	(5,782)
1200 Pupil Support Salaries	50,369	50,369	50,369	50,369	50,369	50,369	50,369	50,369	50,369	50,369	50,369	50,369	-	604,432	588,197	(16,234)
1300 Administrators' Salaries	38,626	38,626	38,626	38,626	38,626	38,626	38,626	38,626	38,626	38,626	38,626	38,626	-	463,509	451,060	(12,449)
	491,757	491,757	491,757	491,757	491,757	491,757	491,757	491,757	491,757	491,757	491,757	491,757	-	5,901,088	5,742,592	(158,496)
Classified Salaries																
2200 Support Salaries	2,158	2,158	2,158	2,158	2,158	2,158	2,158	2,158	2,158	2,158	2,158	2,158	-	25,899	25,204	(696)
2300 Classified Administrators' Salaries	15,648	15,648	15,648	15,648	15,648	15,648	15,648	15,648	15,648	15,648	15,648	15,648	-	187,774	182,731	(5,043)
2400 Clerical and Office Staff Salaries	10,835	10,835	10,835	10,835	10,835	10,835	10,835	10,835	10,835	10,835	10,835	10,835	-	130,017	126,525	(3,492)
	28,641	28,641	28,641	28,641	28,641	28,641	28,641	28,641	28,641	28,641	28,641	28,641	-	343,691	334,460	(9,231)
Benefits																
3101 STRS	93,926	93,926	93,926	93,926	93,926	93,926	93,926	93,926	93,926	93,926	93,926	93,926	-	1,127,108	1,096,835	(30,273)
3301 OASDI	1,776	1,776	1,776	1,776	1,776	1,776	1,776	1,776	1,776	1,776	1,776	1,776	-	21,309	20,737	(572)
3311 Medicare	7,546	7,546	7,546	7,546	7,546	7,546	7,546	7,546	7,546	7,546	7,546	7,546	-	90,549	88,117	(2,432)
3401 Health and Welfare	63,666	63,666	63,666	63,666	63,666	63,666	63,666	63,666	63,666	63,666	63,666	63,666	-	763,994	743,474	(20,520)
3501 State Unemployment	5,274	5,274	5,274	5,274	5,274	5,274	26,372	21,098	10,549	5,274	5,274	5,274	-	105,489	105,488	(2)
3601 Workers' Compensation	7,286	7,286	7,286	7,286	7,286	7,286	7,286	7,286	7,286	7,286	7,286	7,286	-	87,427	85,079	(2,348)
3901 Other Benefits	1,289	1,289	1,289	1,289	1,289	1,289	1,289	1,289	1,289	1,289	1,289	1,289	-	15,466	15,051	(415)
	180,762	180,762	180,762	180,762	180,762	180,762	201,860	196,586	186,037	180,762	180,762	180,762	-	2,211,342	2,154,780	(56,562)



FY25-26 CalOps Central Valley

Monthly Cash Flow/Forecast FY27-28

Revised 6/3/25

ADA = 913.36

	Jul-27	Aug-27	Sep-27	Oct-27	Nov-27	Dec-27	Jan-28	Feb-28	Mar-28	Apr-28	May-28	Jun-28	Year-End Accruals	Annual Forecast	Prior Year Forecast	Favorable / (Unfav.)
Books and Supplies																
4100 Textbooks and Core Curricula	58,974	58,974	58,974	58,974	58,974	58,974	58,974	58,974	58,974	58,974	58,974	58,974	-	707,692	688,684	(19,008)
4200 Books and Other Materials	240	240	240	240	240	240	240	240	240	240	240	240	-	2,884	2,807	(77)
4302 School Supplies	42,699	503	316	5,983	287	(84)	279	847	739	19,005	43,386	43,386	-	157,345	153,119	(4,226)
4305 Software	49,572	49,572	49,572	49,572	49,572	49,572	49,572	49,572	49,572	49,572	49,572	49,572	-	594,858	578,881	(15,977)
4310 Office Expense	3,266	3,266	3,266	3,266	3,266	3,266	3,266	3,266	3,266	3,266	3,266	3,266	-	39,189	38,136	(1,053)
4311 Business Meals	832	832	832	832	832	832	832	832	832	832	832	832	-	9,980	9,711	(268)
4400 Noncapitalized Equipment	605	3,202	514	(71)	54,753	6,287	933	-	-	-	-	188,491	-	254,715	247,874	(6,841)
	156,188	116,588	113,713	118,796	167,924	119,087	114,096	113,730	113,622	131,888	156,270	344,760	-	1,766,663	1,719,213	(47,450)
Subagreement Services																
5102 Special Education	113,266	113,266	113,266	113,266	113,266	113,266	113,266	113,266	113,266	113,266	113,266	113,266	-	1,359,191	1,322,685	(36,506)
5103 Substitute Teacher	123	123	123	123	123	123	123	123	123	123	123	123	-	1,480	1,440	(40)
5105 Security	39	39	39	39	39	39	39	39	39	39	39	39	-	469	456	(13)
5106 Other Educational Consultants	-	-	-	-	-	-	-	-	-	-	-	-	36,056	36,056	35,088	(968)
	113,428	113,428	113,428	113,428	113,428	113,428	113,428	113,428	113,428	113,428	113,428	113,428	36,056	1,397,196	1,359,669	(37,527)
Operations and Housekeeping																
5201 Auto and Travel	10,235	10,235	10,235	10,235	10,235	10,235	10,235	10,235	10,235	10,235	10,235	10,235	-	122,814	119,516	(3,299)
5300 Dues & Memberships	9,397	9,397	9,397	9,397	9,397	9,397	9,397	9,397	9,397	9,397	9,397	9,397	-	112,758	109,730	(3,029)
5400 Insurance	3,104	3,104	3,104	3,104	3,104	3,104	3,104	3,104	3,104	3,104	3,104	3,104	-	37,250	36,250	(1,000)
5501 Utilities	100	100	100	100	100	100	100	100	100	100	100	100	-	1,201	1,169	(32)
5502 Janitorial Services	324	324	324	324	324	324	324	324	324	324	324	324	-	3,892	3,787	(105)
5516 Miscellaneous Expense	28	28	28	28	28	28	28	28	28	28	28	28	-	342	332	(9)
5900 Communications	11,473	11,473	11,473	11,473	11,473	11,473	11,473	11,473	11,473	11,473	11,473	11,473	-	137,671	133,973	(3,698)
5901 Postage and Shipping	541	541	541	541	541	541	541	541	541	541	541	541	-	6,486	6,312	(174)
	35,201	35,201	35,201	35,201	35,201	35,201	35,201	35,201	35,201	35,201	35,201	35,201	-	422,414	411,069	(11,345)
Facilities, Repairs and Other Leases																
5601 Rent	4,885	4,885	4,885	4,885	4,885	4,885	4,885	4,885	4,885	4,885	4,885	4,885	-	58,619	58,619	-
5602 Additional Rent	4,146	4,146	4,146	4,146	4,146	4,146	4,146	4,146	4,146	4,146	4,146	4,146	-	49,746	48,410	(1,336)
5603 Equipment Leases	268	268	268	268	268	268	268	268	268	268	268	268	-	3,220	3,133	(86)
5604 Other Leases	2,757	2,757	2,757	2,757	2,757	2,757	2,757	2,757	2,757	2,757	2,757	2,757	-	33,087	32,199	(889)
5610 Repairs and Maintenance	5,225	5,225	5,225	5,225	5,225	5,225	5,225	5,225	5,225	5,225	5,225	5,225	-	62,703	61,019	(1,684)
	17,281	17,281	17,281	17,281	17,281	17,281	17,281	17,281	17,281	17,281	17,281	17,281	-	207,376	203,380	(3,995)
Professional/Consulting Services																
5801 IT	44,596	44,596	44,596	44,596	44,596	44,596	44,596	44,596	44,596	44,596	44,596	44,596	-	535,146	520,773	(14,373)
5802 Audit & Taxes	-	-	-	2,586	2,586	2,586	-	-	-	-	-	-	-	7,759	7,550	(208)
5803 Legal	9,638	9,638	9,638	9,638	9,638	9,638	9,638	9,638	9,638	9,638	9,638	9,638	-	115,654	112,547	(3,106)
5804 Professional Development	2,784	2,784	2,784	2,784	2,784	2,784	2,784	2,784	2,784	2,784	2,784	2,784	-	33,406	32,508	(897)
5805 General Consulting	2,877	2,877	2,877	2,877	2,877	2,877	2,877	2,877	2,877	2,877	2,877	2,877	-	34,528	33,601	(927)
5806 Special Activities/Field Trips	-	-	-	-	-	-	-	22,580	22,580	22,580	-	-	-	67,739	65,920	(1,819)
5807 Bank Charges	33	33	33	33	33	33	33	33	33	33	33	33	-	401	390	(11)
5808 Printing	7	7	7	7	7	7	7	7	7	7	7	7	-	89	86	(2)
5809 Other taxes and fees	1,098	1,098	1,098	1,098	1,098	1,098	1,098	1,098	1,098	1,098	1,098	1,098	-	13,179	12,825	(354)
5810 Payroll Service Fee	161	161	161	161	161	161	161	161	161	161	161	161	-	1,931	1,880	(52)
5811 Management Fee	26,691	26,691	26,691	26,691	26,691	26,691	26,691	26,691	26,691	26,691	26,691	26,691	-	320,297	311,695	(8,603)
5812 District Oversight Fee	-	6,074	6,473	15,757	10,748	10,748	15,757	10,748	11,147	16,144	10,681	10,681	16,547	141,505	136,818	(4,687)
5814 SPED Encroachment	-	1,247	1,247	2,245	2,245	2,245	2,245	2,245	2,245	2,245	2,245	2,245	6,178	28,880	28,880	-
5815 Public Relations/Recruitment	17,049	17,049	17,049	17,049	17,049	17,049	17,049	17,049	17,049	17,049	17,049	17,049	-	204,593	199,098	(5,495)
	104,935	112,257	112,656	125,524	120,515	120,515	122,937	140,508	140,907	145,904	117,862	117,862	22,725	1,505,107	1,464,571	(40,536)
Depreciation																
6900 Depreciation Expense	430	430	430	430	430	430	430	430	430	430	430	430	-	5,158	5,020	(139)
	430	430	430	430	430	430	430	430	430	430	430	430	-	5,158	5,020	(139)
Interest																
	-	-	-	-	-	-	-	-	-	-	-	-	-	-	-	-
Total Expenses	1,128,625	1,096,346	1,093,870	1,111,821	1,155,940	1,107,103	1,125,632	1,137,563	1,127,305	1,145,294	1,141,633	1,330,123	58,781	13,760,035	13,394,754	(365,282)
Monthly Surplus (Deficit)	(1,128,401)	(447,103)	(335,345)	538,915	212,600	148,614	587,440	12,294	131,834	690,624	1,581	(183,619)	2,027,496	2,256,930	2,191,371	65,559



FY25-26 CalOps Central Valley

Monthly Cash Flow/Forecast FY27-28

Revised 6/3/25

ADA = 913.36

	Jul-27	Aug-27	Sep-27	Oct-27	Nov-27	Dec-27	Jan-28	Feb-28	Mar-28	Apr-28	May-28	Jun-28	Year-End Accruals	Annual Forecast	Prior Year Forecast	Favorable / (Unfav.)
Cash Flow Adjustments																
Monthly Surplus (Deficit)	(1,128,401)	(447,103)	(335,345)	538,915	212,600	148,614	587,440	12,294	131,834	690,624	1,581	(183,619)	2,027,496	2,256,930		
Cash flows from operating activities																
Depreciation/Amortization	430	430	430	430	430	430	430	430	430	430	430	430	-	5,158		
Public Funding Receivables	1,548,321	-	124,674	-	-	-	309,603	-	-	-	-	-	(2,086,277)	(103,679)		
Grants and Contributions Rec.	-	-	-	-	-	-	-	-	-	-	-	-	-	-		
Due To/From Related Parties	-	-	-	-	-	-	-	-	-	-	-	-	-	-		
Prepaid Expenses	-	-	-	-	-	-	-	-	-	-	-	-	-	-		
Other Assets	-	-	-	-	-	-	-	-	-	-	-	-	-	-		
Accounts Payable	(56,749)	-	-	-	-	-	-	-	-	-	-	-	58,781	2,033		
Accrued Expenses	-	-	-	-	-	-	-	-	-	-	-	-	-	-		
Other Liabilities	-	-	-	-	-	-	-	-	-	-	-	-	-	-		
Deferred Revenue	-	-	-	-	-	-	-	-	-	-	-	(260,971)	-	(260,971)		
Cash flows from investing activities																
Purchases of Prop. And Equip.	-	-	-	-	-	-	-	-	-	-	-	-	-	-		
Notes Receivable	-	-	-	-	-	-	-	-	-	-	-	-	-	-		
Cash flows from financing activities																
Proceeds from Factoring	-	-	-	-	-	-	-	-	-	-	-	-	-	-		
Payments on Factoring	-	-	-	-	-	-	-	-	-	-	-	-	-	-		
Proceeds(Payments) on Debt	-	-	-	-	-	-	-	-	-	-	-	-	-	-		
Total Change in Cash	363,601	(446,673)	(210,242)	539,344	213,030	149,044	897,473	12,724	132,264	691,054	2,011	(444,160)				
Cash, Beginning of Month	10,576,804	10,940,405	10,493,733	10,283,491	10,822,835	11,035,866	11,184,910	12,082,383	12,095,107	12,227,371	12,918,425	12,920,435				
Cash, End of Month	10,940,405	10,493,733	10,283,491	10,822,835	11,035,866	11,184,910	12,082,383	12,095,107	12,227,371	12,918,425	12,920,435	12,476,275				

FY25-26 CalOps Northern California

Monthly Cash Flow/Budget FY25-26

Revised 6/2/25

Actuals Through:

ADA = 1827.70



	Jul-25	Aug-25	Sep-25	Oct-25	Nov-25	Dec-25	Jan-26	Feb-26	Mar-26	Apr-26	May-26	Jun-26	Year-End Accruals	Annual Budget	Original Budget Total	Favorable / (Unfav.)
ADA = 1827.70																
Revenues																
State Aid - Revenue Limit																
8011 LCFF State Aid	-	818,749	818,749	1,473,749	1,473,749	1,473,749	1,473,749	1,473,749	1,473,749	1,473,749	1,473,749	1,473,749	4,927,871	19,829,109	19,829,109	-
8012 Education Protection Account	-	-	75,460	-	-	75,460	-	-	75,460	-	-	-	-	139,160	365,540	365,540
8096 In Lieu of Property Taxes	-	177,227	354,455	236,303	236,303	236,303	236,303	236,303	413,531	206,765	206,765	206,765	-	830,130	3,577,156	3,577,156
	-	995,977	1,248,664	1,710,052	1,710,052	1,785,512	1,710,052	1,710,052	1,962,740	1,680,514	1,680,514	1,680,514	5,897,161	23,771,805	23,771,805	-
Federal Revenue																
8181 Special Education - Entitlement	-	-	-	-	-	-	-	-	-	-	-	-	-	209,132	209,132	209,132
8290 Title I, Part A - Basic Low Income	-	-	82,295	-	-	246,884	-	-	-	-	-	-	-	-	329,178	329,178
8291 Title II, Part A - Teacher Quality	-	-	13,428	-	-	40,284	-	-	-	-	-	-	-	-	53,712	53,712
8294 Title IV	-	-	-	-	-	-	-	-	-	-	-	-	-	21,632	21,632	21,632
	-	-	95,723	-	-	287,168	-	-	-	-	-	-	-	230,764	613,654	613,654
Other State Revenue																
8311 State Special Education	-	77,361	77,361	139,251	139,251	139,251	139,251	139,251	139,251	139,251	139,251	139,251	139,251	1,547,228	1,547,228	-
8550 Mandated Cost	-	-	-	-	-	54,423	-	-	-	-	-	-	-	54,423	54,423	54,423
8560 State Lottery	-	-	-	-	-	-	103,003	-	-	103,003	-	-	-	292,956	498,962	498,962
8599 Other State Revenue	-	7,551	7,551	235,938	13,591	13,591	235,938	13,591	13,591	235,938	13,591	13,591	235,938	1,040,400	1,040,400	-
	-	84,912	84,912	375,189	152,841	207,264	478,192	152,841	152,841	478,192	152,841	152,841	668,145	3,141,013	3,141,013	-
Other Local Revenue																
8660 Interest Revenue	3,888	3,888	3,888	3,888	3,888	3,888	3,888	3,888	3,888	3,888	3,888	3,888	-	46,651	46,651	-
8690 Other Local Revenue	-	-	-	-	-	5,268	-	-	-	-	-	-	-	5,268	5,268	5,268
	3,888	3,888	3,888	3,888	3,888	9,156	3,888	3,888	3,888	3,888	3,888	3,888	-	51,919	51,919	-
Total Revenue	3,888	1,084,776	1,433,186	2,089,128	1,866,761	2,289,099	2,192,131	1,866,761	2,119,469	2,162,593	1,837,243	1,837,243	6,796,070	27,578,390	27,578,390	-
Expenses																
Certificated Salaries																
1100 Teachers' Salaries	729,284	729,284	729,284	729,284	729,284	729,284	729,284	729,284	729,284	729,284	729,284	729,284	-	8,751,406	8,751,406	-
1175 Teachers' Extra Duty/Stipends	33,997	33,997	33,997	33,997	33,997	33,997	33,997	33,997	33,997	33,997	33,997	33,997	-	407,961	407,961	-
1200 Pupil Support Salaries	95,456	95,456	95,456	95,456	95,456	95,456	95,456	95,456	95,456	95,456	95,456	95,456	-	1,145,467	1,145,467	-
1300 Administrators' Salaries	73,200	73,200	73,200	73,200	73,200	73,200	73,200	73,200	73,200	73,200	73,200	73,200	-	878,403	878,403	-
	931,936	931,936	931,936	931,936	931,936	931,936	931,936	931,936	931,936	931,936	931,936	931,936	-	11,183,237	11,183,237	-
Classified Salaries																
2200 Support Salaries	4,090	4,090	4,090	4,090	4,090	4,090	4,090	4,090	4,090	4,090	4,090	4,090	-	49,082	49,082	-
2300 Classified Administrators' Salaries	29,654	29,654	29,654	29,654	29,654	29,654	29,654	29,654	29,654	29,654	29,654	29,654	-	355,854	355,854	-
2400 Clerical and Office Staff Salaries	20,533	20,533	20,533	20,533	20,533	20,533	20,533	20,533	20,533	20,533	20,533	20,533	-	246,398	246,398	-
	54,278	54,278	54,278	54,278	54,278	54,278	54,278	54,278	54,278	54,278	54,278	54,278	-	651,334	651,334	-
Benefits																
3101 STRS	178,000	178,000	178,000	178,000	178,000	178,000	178,000	178,000	178,000	178,000	178,000	178,000	-	2,135,998	2,135,998	-
3301 OASDI	3,365	3,365	3,365	3,365	3,365	3,365	3,365	3,365	3,365	3,365	3,365	3,365	-	40,383	40,383	-
3311 Medicare	14,300	14,300	14,300	14,300	14,300	14,300	14,300	14,300	14,300	14,300	14,300	14,300	-	171,601	171,601	-
3401 Health and Welfare	120,655	120,655	120,655	120,655	120,655	120,655	120,655	120,655	120,655	120,655	120,655	120,655	-	1,447,856	1,447,856	-
3501 State Unemployment	5,278	5,278	5,278	5,278	5,278	5,278	26,388	21,110	10,555	5,278	5,278	5,278	-	105,552	105,552	-
3601 Workers' Compensation	13,807	13,807	13,807	13,807	13,807	13,807	13,807	13,807	13,807	13,807	13,807	13,807	-	165,684	165,684	-
3901 Other Benefits	2,443	2,443	2,443	2,443	2,443	2,443	2,443	2,443	2,443	2,443	2,443	2,443	-	29,310	29,310	-
	337,847	337,847	337,847	337,847	337,847	337,847	358,957	353,680	343,124	337,847	337,847	337,847	-	4,096,383	4,096,383	-



FY25-26 CalOps Northern California

Monthly Cash Flow/Budget FY25-26

Revised 6/2/25

Actuals Through:

ADA = 1827.70

	Jul-25	Aug-25	Sep-25	Oct-25	Nov-25	Dec-25	Jan-26	Feb-26	Mar-26	Apr-26	May-26	Jun-26	Year-End Accruals	Annual Budget	Original Budget Total	Favorable / (Unfav.)
Books and Supplies																
4100 Textbooks and Core Curricula	111,763	111,763	111,763	111,763	111,763	111,763	111,763	111,763	111,763	111,763	111,763	111,763	-	1,341,157	1,341,157	-
4200 Books and Other Materials	456	456	456	456	456	456	456	456	456	456	456	456	-	5,466	5,466	-
4302 School Supplies	82,907	1,628	1,269	9,785	568	(165)	2,082	-	52,591	49,174	49,174	49,174	-	798,188	298,188	-
4305 Software	93,944	93,944	93,944	93,944	93,944	93,944	93,944	93,944	93,944	93,944	93,944	93,944	-	1,127,325	1,127,325	-
4310 Office Expense	6,189	6,189	6,189	6,189	6,189	6,189	6,189	6,189	6,189	6,189	6,189	6,189	-	74,267	74,267	-
4311 Business Meals	1,576	1,576	1,576	1,576	1,576	1,576	1,576	1,576	1,576	1,576	1,576	1,576	-	18,912	18,912	-
4400 Noncapitalized Equipment	1,160	6,133	983	(138)	107,230	12,040	1,765	-	-	-	-	353,541	-	482,714	482,714	-
	297,994	221,688	216,179	223,574	321,725	225,803	217,775	213,927	266,519	263,101	263,101	616,643	-	3,348,029	3,348,029	-
Subagreement Services																
5102 Special Education	214,652	214,652	214,652	214,652	214,652	214,652	214,652	214,652	214,652	214,652	214,652	214,652	-	2,575,823	2,575,823	-
5103 Substitute Teacher	234	234	234	234	234	234	234	234	234	234	234	234	-	2,804	2,804	-
5105 Security	74	74	74	74	74	74	74	74	74	74	74	74	-	889	889	-
5106 Other Educational Consultants	-	-	-	-	-	-	-	-	-	-	-	-	68,330	68,330	-	
	214,960	214,960	214,960	214,960	214,960	214,960	214,960	214,960	214,960	214,960	214,960	214,960	68,330	2,647,846	2,647,846	-
Operations and Housekeeping																
5201 Auto and Travel	19,396	19,396	19,396	19,396	19,396	19,396	19,396	19,396	19,396	19,396	19,396	19,396	-	232,747	232,747	-
5300 Dues & Memberships	17,807	17,807	17,807	17,807	17,807	17,807	17,807	17,807	17,807	17,807	17,807	17,807	-	213,690	213,690	-
5400 Insurance	5,883	5,883	5,883	5,883	5,883	5,883	5,883	5,883	5,883	5,883	5,883	5,883	-	70,594	70,594	-
5501 Utilities	190	190	190	190	190	190	190	190	190	190	190	190	-	2,276	2,276	-
5502 Janitorial Services	615	615	615	615	615	615	615	615	615	615	615	615	-	7,375	7,375	-
5516 Miscellaneous Expense	54	54	54	54	54	54	54	54	54	54	54	54	-	647	647	-
5900 Communications	21,742	21,742	21,742	21,742	21,742	21,742	21,742	21,742	21,742	21,742	21,742	21,742	-	260,902	260,902	-
5901 Postage and Shipping	1,024	1,024	1,024	1,024	1,024	1,024	1,024	1,024	1,024	1,024	1,024	1,024	-	12,292	12,292	-
	66,710	66,710	66,710	66,710	66,710	66,710	66,710	66,710	66,710	66,710	66,710	66,710	-	800,523	800,523	-
Facilities, Repairs and Other Leases																
5601 Rent	9,770	9,770	9,770	9,770	9,770	9,770	9,770	9,770	9,770	9,770	9,770	9,770	-	117,238	117,238	-
5602 Additional Rent	7,856	7,856	7,856	7,856	7,856	7,856	7,856	7,856	7,856	7,856	7,856	7,856	-	94,275	94,275	-
5603 Equipment Leases	509	509	509	509	509	509	509	509	509	509	509	509	-	6,102	6,102	-
5604 Other Leases	5,225	5,225	5,225	5,225	5,225	5,225	5,225	5,225	5,225	5,225	5,225	5,225	-	62,705	62,705	-
5610 Repairs and Maintenance	9,902	9,902	9,902	9,902	9,902	9,902	9,902	9,902	9,902	9,902	9,902	9,902	-	118,830	118,830	-
	33,262	33,262	33,262	33,262	33,262	33,262	33,262	33,262	33,262	33,262	33,262	33,262	-	399,149	399,149	-
Professional/Consulting Services																
5801 IT	84,514	84,514	84,514	84,514	84,514	84,514	84,514	84,514	84,514	84,514	84,514	84,514	-	3,014,163	1,014,163	-
5802 Audit & Taxes	-	-	-	4,901	4,901	4,901	-	-	-	-	-	-	-	14,704	14,704	-
5803 Legal	18,265	18,265	18,265	18,265	18,265	18,265	18,265	18,265	18,265	18,265	18,265	18,265	-	219,177	219,177	-
5804 Professional Development	5,276	5,276	5,276	5,276	5,276	5,276	5,276	5,276	5,276	5,276	5,276	5,276	-	63,307	63,307	-
5805 General Consulting	5,453	5,453	5,453	5,453	5,453	5,453	5,453	5,453	5,453	5,453	5,453	5,453	-	65,435	65,435	-
5806 Special Activities/Field Trips	-	99,662	227	2,571	(4,582)	-	(609)	31,104	-	-	-	-	-	128,373	128,373	-
5807 Bank Charges	63	63	63	63	63	63	63	63	63	63	63	63	-	759	759	-
5808 Printing	14	14	14	14	14	14	14	14	14	14	14	14	-	168	168	-
5809 Other taxes and fees	2,081	2,081	2,081	2,081	2,081	2,081	2,081	2,081	2,081	2,081	2,081	2,081	-	24,975	24,975	-
5810 Payroll Service Fee	305	305	305	305	305	305	305	305	305	305	305	305	-	3,660	3,660	-
5811 Management Fee	45,964	45,964	45,964	45,964	45,964	45,964	45,964	45,964	45,964	45,964	45,964	45,964	-	551,568	551,568	-
5812 District Oversight Fee	-	9,960	12,487	17,101	17,101	17,855	17,101	17,101	19,627	16,805	16,805	16,805	58,972	237,718	237,718	-
5814 SPED Encroachment	-	2,321	2,321	4,178	4,178	4,178	4,178	4,178	4,178	4,178	4,178	4,178	-	52,691	52,691	-
5815 Public Relations/Recruitment	32,311	32,311	32,311	32,311	32,311	32,311	32,311	32,311	32,311	32,311	32,311	32,311	-	387,728	387,728	-
	194,245	306,187	209,280	222,996	215,842	221,179	214,914	246,628	218,050	215,228	215,228	215,228	69,423	2,764,427	2,764,427	-
Depreciation																
6900 Depreciation Expense	815	815	815	815	815	815	815	815	815	815	815	815	-	9,776	9,776	-
	815	815	815	815	815	815	815	815	815	815	815	815	-	9,776	9,776	-
Interest																
	-	-	-	-	-	-	-	-	-	-	-	-	-	-	-	-
Total Expenses	2,132,047	2,167,683	2,065,267	2,086,378	2,177,376	2,086,790	2,093,607	2,116,196	2,129,654	2,118,137	2,118,137	2,471,679	137,754	25,900,704	25,900,704	-
Monthly Surplus (Deficit)	(2,128,160)	(1,082,907)	(632,081)	2,751	(310,594)	202,310	98,524	(249,414)	(10,186)	44,456	(280,894)	(634,435)	6,658,316	1,677,686	1,677,686	-



FY25-26 CalOps Northern California

Monthly Cash Flow/Budget FY25-26

Revised 6/2/25

Actuals Through:

ADA = 1827.70

Cash Flow Adjustments

	Jul-25	Aug-25	Sep-25	Oct-25	Nov-25	Dec-25	Jan-26	Feb-26	Mar-26	Apr-26	May-26	Jun-26	Year-End Accruals	Annual Budget
Monthly Surplus (Deficit)	(2,128,160)	(1,082,907)	(632,081)	2,751	(310,594)	202,310	98,524	(249,414)	(10,186)	44,456	(280,894)	(634,435)	6,658,316	3,677,686
Cash flows from operating activities														
Depreciation/Amortisation	815	815	815	815	815	815	815	815	815	815	815	815	-	9,776
Public Funding Receivables	5,546,331	-	-	1,021,135	-	-	867,054	-	-	-	-	-	(6,796,070)	638,450
Grants and Contributions Rec.	-	-	-	-	-	-	-	-	-	-	-	-	-	-
Due To/From Related Parties	-	-	-	-	-	-	-	-	-	-	-	-	-	-
Prepaid Expenses	-	-	-	-	-	-	-	-	-	-	-	-	-	-
Other Assets	-	-	-	-	-	-	-	-	-	-	-	-	-	-
Accounts Payable	(137,563)	-	-	-	-	-	-	-	-	-	-	-	137,754	190
Accrued Expenses	-	-	-	-	-	-	-	-	-	-	-	-	-	-
Other Liabilities	-	-	-	-	-	-	-	-	-	-	-	-	-	-
Deferred Revenue	-	-	-	-	-	-	-	-	-	-	-	(889,389)	-	(889,389)
Cash flows from investing activities														
Purchases of Prop. And Equip.	-	-	-	-	-	-	-	-	-	-	-	-	-	-
Notes Receivable	-	-	-	-	-	-	-	-	-	-	-	-	-	-
Cash flows from financing activities														
Proceeds from Factoring	-	-	-	-	-	-	-	-	-	-	-	-	-	-
Payments on Factoring	-	-	-	-	-	-	-	-	-	-	-	-	-	-
Proceeds/(Payments) on Debt	-	-	-	-	-	-	-	-	-	-	-	-	-	-
Total Change in Cash	3,281,423	(1,082,092)	(631,266)	1,024,701	(309,780)	203,124	966,393	(248,600)	(9,371)	45,271	(280,079)	(1,523,010)		
Cash, Beginning of Month	3,813,395	7,094,818	6,012,726	5,381,459	6,406,160	6,096,380	6,299,504	7,265,897	7,017,297	7,007,926	7,053,197	6,773,118		
Cash, End of Month	7,094,818	6,012,726	5,381,459	6,406,160	6,096,380	6,299,504	7,265,897	7,017,297	7,007,926	7,053,197	6,773,118	5,250,108		

Original Budget Total	Favorable / (Unfav.)
-----------------------	----------------------

Carl.	Instr.
63.3%	76.3%
6,418,273	(1,011,138)

Pupil:Teacher Ratio
17.64



FY25-26 CalOps Northern California

Monthly Cash Flow/Forecast FY26-27

Revised 6/2/25

ADA = 1827.70

Revenues

State Aid - Revenue Limit

8011	LCFF State Aid	-	1,025,108	1,025,108	1,845,194	1,845,194	1,845,194	1,845,194	1,845,194	1,845,194	1,845,194	1,845,194	1,845,194	1,845,194	20,502,160	19,829,109	673,051
8012	Education Protection Account	-	-	-	91,385	-	-	91,385	-	-	-	-	91,385	-	365,540	365,540	-
8096	In Lieu of Property Taxes	-	214,629	429,259	286,172	286,172	286,172	286,172	500,802	250,401	250,401	250,401	250,401	-	3,577,156	3,577,156	-

Federal Revenue

8181	Special Education - Entitlement	-	-	-	-	-	-	-	-	-	-	-	253,267	-	253,267	209,132	44,135
8290	Title I, Part A - Basic Low Income	-	-	82,295	-	-	82,295	-	82,295	-	-	-	82,295	-	329,178	329,178	-
8291	Title II, Part A - Teacher Quality	-	-	13,428	-	-	13,428	-	13,428	-	-	-	13,428	-	53,712	53,712	-
8294	Title IV	-	-	5,408	-	-	5,408	-	5,408	-	-	5,408	-	-	21,632	21,632	-
		-	-	101,130	-	-	101,130	-	101,130	-	-	-	5,408	-	657,789	613,654	44,135

Other State Revenue

8311	State Special Education	-	81,332	81,332	146,397	146,397	146,397	146,397	146,397	146,397	146,397	146,397	146,397	-	1,626,635	1,547,228	79,407
8550	Mandated Cost	-	-	-	-	-	67,902	-	-	-	-	-	-	-	67,902	54,423	13,480
8560	State Lottery	-	-	-	-	-	-	124,741	-	-	-	-	-	-	498,962	498,962	-
8599	Other State Revenue	-	-	-	-	488,157	-	-	-	-	-	-	-	-	751,011	1,040,400	(289,389)
		-	81,332	81,332	146,397	634,554	214,300	271,138	146,397	146,397	458,890	146,397	146,397	-	2,944,510	3,141,013	(196,502)

Other Local Revenue

8660	Interest Revenue	3,888	3,888	3,888	3,888	3,888	3,888	3,888	3,888	3,888	3,888	3,888	3,888	-	46,651	46,651	-
8690	Other Local Revenue	-	-	-	-	-	5,268	-	-	-	-	-	-	-	5,268	5,268	-
		3,888	3,888	3,888	3,888	3,888	9,156	3,888	3,888	3,888	3,888	3,888	3,888	-	51,919	51,919	-

Total Revenue

		3,888	1,324,957	1,640,716	2,373,037	2,769,809	2,455,953	2,497,777	2,281,652	2,597,411	2,649,758	2,245,880	2,251,288	3,006,949	28,099,074	27,578,390	520,684
--	--	--------------	------------------	------------------	------------------	------------------	------------------	------------------	------------------	------------------	------------------	------------------	------------------	------------------	-------------------	-------------------	----------------

Expenses

Certificated Salaries

1100	Teachers' Salaries	748,974	748,974	748,974	748,974	748,974	748,974	748,974	748,974	748,974	748,974	748,974	748,974	-	8,987,694	8,751,406	(236,288)
1175	Teachers' Extra Duty/Stipends	34,915	34,915	34,915	34,915	34,915	34,915	34,915	34,915	34,915	34,915	34,915	34,915	-	418,975	407,961	(11,015)
1200	Pupil Support Salaries	98,033	98,033	98,033	98,033	98,033	98,033	98,033	98,033	98,033	98,033	98,033	98,033	-	1,176,395	1,145,467	(30,928)
1300	Administrators' Salaries	75,177	75,177	75,177	75,177	75,177	75,177	75,177	75,177	75,177	75,177	75,177	75,177	-	902,120	878,403	(23,717)
		957,099	957,099	957,099	957,099	957,099	957,099	957,099	957,099	957,099	957,099	957,099	957,099	-	11,485,184	11,183,237	(301,947)

Classified Salaries

2200	Support Salaries	4,201	4,201	4,201	4,201	4,201	4,201	4,201	4,201	4,201	4,201	4,201	4,201	-	50,407	49,082	(1,325)
2300	Classified Administrators' Salaries	30,455	30,455	30,455	30,455	30,455	30,455	30,455	30,455	30,455	30,455	30,455	30,455	-	365,462	355,854	(9,608)
2400	Clerical and Office Staff Salaries	21,088	21,088	21,088	21,088	21,088	21,088	21,088	21,088	21,088	21,088	21,088	21,088	-	253,051	246,398	(6,653)
		55,743	55,743	55,743	55,743	55,743	55,743	55,743	55,743	55,743	55,743	55,743	55,743	-	668,920	651,334	(17,586)

Benefits

3101	STRS	182,806	182,806	182,806	182,806	182,806	182,806	182,806	182,806	182,806	182,806	182,806	182,806	-	2,193,670	2,135,998	(57,672)
3301	OASDI	3,456	3,456	3,456	3,456	3,456	3,456	3,456	3,456	3,456	3,456	3,456	3,456	-	41,473	40,383	(1,090)
3311	Medicare	14,686	14,686	14,686	14,686	14,686	14,686	14,686	14,686	14,686	14,686	14,686	14,686	-	176,235	171,601	(4,633)
3401	Health and Welfare	123,912	123,912	123,912	123,912	123,912	123,912	123,912	123,912	123,912	123,912	123,912	123,912	-	1,486,948	1,447,856	(39,092)
3501	State Unemployment	5,278	5,278	5,278	5,278	5,278	5,278	26,389	21,111	10,556	5,278	5,278	5,278	-	105,555	105,552	(4)
3601	Workers' Compensation	14,180	14,180	14,180	14,180	14,180	14,180	14,180	14,180	14,180	14,180	14,180	14,180	-	170,157	165,684	(4,473)
3901	Other Benefits	2,508	2,508	2,508	2,508	2,508	2,508	2,508	2,508	2,508	2,508	2,508	2,508	-	30,101	29,310	(791)
		346,826	346,826	346,826	346,826	346,826	367,937	362,660	352,104	346,826	346,826	346,826	346,826	-	4,204,140	4,096,383	(107,756)



FY25-26 CalOps Northern California

Monthly Cash Flow/Forecast FY26-27

Revised 6/2/25

ADA = 1827.70

	Jul-26	Aug-26	Sep-26	Oct-26	Nov-26	Dec-26	Jan-27	Feb-27	Mar-27	Apr-27	May-27	Jun-27	Year-End Accruals	Annual Forecast	Prior Year Forecast	Favorable / (Unfav.)
Books and Supplies																
4100 Textbooks and Core Curricula	114,781	114,781	114,781	114,781	114,781	114,781	114,781	114,781	114,781	114,781	114,781	114,781	-	1,377,368	1,341,157	(36,211)
4200 Books and Other Materials	468	468	468	468	468	468	468	468	468	468	468	468	-	5,614	5,466	(148)
4302 School Supplies	85,145	1,672	1,304	10,049	583	(169)	2,138	-	54,011	50,502	50,502	50,502	-	306,239	298,188	(8,051)
4305 Software	96,480	96,480	96,480	96,480	96,480	96,480	96,480	96,480	96,480	96,480	96,480	96,480	-	1,157,762	1,127,325	(30,438)
4310 Office Expense	6,356	6,356	6,356	6,356	6,356	6,356	6,356	6,356	6,356	6,356	6,356	6,356	-	76,273	74,267	(2,005)
4311 Business Meals	1,619	1,619	1,619	1,619	1,619	1,619	1,619	1,619	1,619	1,619	1,619	1,619	-	19,423	18,912	(511)
4400 Noncapitalized Equipment	1,191	6,298	1,009	(142)	110,125	12,365	1,813	-	-	-	-	363,087	-	495,747	482,714	(13,033)
	306,040	227,673	222,016	229,610	330,412	231,899	223,654	219,703	273,715	270,205	270,205	633,292	-	3,438,426	3,348,029	(90,397)
Subagreement Services																
5102 Special Education	220,448	220,448	220,448	220,448	220,448	220,448	220,448	220,448	220,448	220,448	220,448	220,448	-	2,645,370	2,575,823	(69,547)
5103 Substitute Teacher	240	240	240	240	240	240	240	240	240	240	240	240	-	2,880	2,804	(76)
5105 Security	76	76	76	76	76	76	76	76	76	76	76	76	-	913	889	(24)
5106 Other Educational Consultants	-	-	-	-	-	-	-	-	-	-	-	-	70,175	70,175	68,330	(1,845)
	220,764	220,764	220,764	220,764	220,764	220,764	220,764	220,764	220,764	220,764	220,764	220,764	70,175	2,719,338	2,647,846	(71,492)
Operations and Housekeeping																
5201 Auto and Travel	19,919	19,919	19,919	19,919	19,919	19,919	19,919	19,919	19,919	19,919	19,919	19,919	-	239,032	232,747	(6,284)
5300 Dues & Memberships	18,288	18,288	18,288	18,288	18,288	18,288	18,288	18,288	18,288	18,288	18,288	18,288	-	219,459	213,690	(5,770)
5400 Insurance	6,042	6,042	6,042	6,042	6,042	6,042	6,042	6,042	6,042	6,042	6,042	6,042	-	72,500	70,594	(1,906)
5501 Utilities	195	195	195	195	195	195	195	195	195	195	195	195	-	2,337	2,276	(61)
5502 Janitorial Services	631	631	631	631	631	631	631	631	631	631	631	631	-	7,574	7,375	(199)
5516 Miscellaneous Expense	55	55	55	55	55	55	55	55	55	55	55	55	-	665	647	(17)
5900 Communications	22,329	22,329	22,329	22,329	22,329	22,329	22,329	22,329	22,329	22,329	22,329	22,329	-	267,946	260,902	(7,044)
5901 Postage and Shipping	1,052	1,052	1,052	1,052	1,052	1,052	1,052	1,052	1,052	1,052	1,052	1,052	-	12,624	12,292	(332)
	68,511	68,511	68,511	68,511	68,511	68,511	68,511	68,511	68,511	68,511	68,511	68,511	-	822,137	800,523	(21,614)
Facilities, Repairs and Other Leases																
5601 Rent	9,770	9,770	9,770	9,770	9,770	9,770	9,770	9,770	9,770	9,770	9,770	9,770	-	117,238	117,238	-
5602 Additional Rent	8,068	8,068	8,068	8,068	8,068	8,068	8,068	8,068	8,068	8,068	8,068	8,068	-	96,820	94,275	(2,545)
5603 Equipment Leases	522	522	522	522	522	522	522	522	522	522	522	522	-	6,267	6,102	(165)
5604 Other Leases	5,366	5,366	5,366	5,366	5,366	5,366	5,366	5,366	5,366	5,366	5,366	5,366	-	64,398	62,705	(1,693)
5610 Repairs and Maintenance	10,170	10,170	10,170	10,170	10,170	10,170	10,170	10,170	10,170	10,170	10,170	10,170	-	122,038	118,830	(3,208)
	33,897	33,897	33,897	33,897	33,897	33,897	33,897	33,897	33,897	33,897	33,897	33,897	-	406,761	399,149	(7,612)
Professional/Consulting Services																
5801 IT	86,795	86,795	86,795	86,795	86,795	86,795	86,795	86,795	86,795	86,795	86,795	86,795	-	1,041,546	1,014,163	(27,382)
5802 Audit & Taxes	-	-	-	5,034	5,034	5,034	-	-	-	-	-	-	-	15,101	14,704	(397)
5803 Legal	18,758	18,758	18,758	18,758	18,758	18,758	18,758	18,758	18,758	18,758	18,758	18,758	-	225,095	219,177	(5,918)
5804 Professional Development	5,418	5,418	5,418	5,418	5,418	5,418	5,418	5,418	5,418	5,418	5,418	5,418	-	65,017	63,307	(1,709)
5805 General Consulting	5,600	5,600	5,600	5,600	5,600	5,600	5,600	5,600	5,600	5,600	5,600	5,600	-	67,202	65,435	(1,767)
5806 Special Activities/Field Trips	-	-	-	-	-	-	-	43,946	43,946	43,946	-	-	-	131,839	128,373	(3,466)
5807 Bank Charges	65	65	65	65	65	65	65	65	65	65	65	65	-	780	759	(21)
5808 Printing	14	14	14	14	14	14	14	14	14	14	14	14	-	172	168	(5)
5809 Other taxes and fees	2,137	2,137	2,137	2,137	2,137	2,137	2,137	2,137	2,137	2,137	2,137	2,137	-	25,650	24,975	(674)
5810 Payroll Service Fee	313	313	313	313	313	313	313	313	313	313	313	313	-	3,759	3,660	(99)
5811 Management Fee	47,205	47,205	47,205	47,205	47,205	47,205	47,205	47,205	47,205	47,205	47,205	47,205	-	566,460	551,568	(14,892)
5812 District Oversight Fee	-	12,397	14,544	22,228	21,314	21,314	22,228	21,314	23,460	21,870	20,956	20,956	21,870	244,449	237,718	(6,731)
5814 SPED Encroachment	-	2,440	2,440	4,392	4,392	4,392	4,392	4,392	4,392	4,392	4,392	4,392	11,990	56,397	52,691	(3,706)
5815 Public Relations/Recruitment	33,183	33,183	33,183	33,183	33,183	33,183	33,183	33,183	33,183	33,183	33,183	33,183	-	398,196	387,728	(10,469)
	199,490	214,327	216,473	231,143	230,229	230,229	226,109	269,142	271,288	269,698	224,838	224,838	33,860	2,841,662	2,764,427	(77,235)
Depreciation																
6900 Depreciation Expense	837	837	837	837	837	837	837	837	837	837	837	837	-	10,040	9,776	(264)
	837	837	837	837	837	837	837	837	837	837	837	837	-	10,040	9,776	(264)
Interest																
	-	-	-	-	-	-	-	-	-	-	-	-	-	-	-	-
Total Expenses	2,189,206	2,125,677	2,122,166	2,144,430	2,244,318	2,145,805	2,154,551	2,188,355	2,233,957	2,223,580	2,178,720	2,541,807	104,035	26,596,607	25,900,704	(695,903)
Monthly Surplus (Deficit)	(2,185,319)	(800,720)	(481,450)	228,607	525,491	310,148	343,226	93,297	363,454	426,178	67,160	(290,519)	2,902,914	1,502,467	1,677,686	(175,219)



FY25-26 CalOps Northern California

Monthly Cash Flow/Forecast FY26-27

Revised 6/2/25

ADA = 1827.70

	Jul-26	Aug-26	Sep-26	Oct-26	Nov-26	Dec-26	Jan-27	Feb-27	Mar-27	Apr-27	May-27	Jun-27	Year-End Accruals	Annual Forecast	Prior Year Forecast	Favorable / (Unfav.)
Cash Flow Adjustments																
Monthly Surplus (Deficit)	(2,185,319)	(800,720)	(481,450)	228,607	525,491	310,148	343,226	93,297	363,454	426,178	67,160	(290,519)	2,902,914	1,502,467		
Cash flows from operating activities																
Depreciation/Amortization	837	837	837	837	837	837	837	837	837	837	837	837	-	10,040		
Public Funding Receivables	5,897,161	-	235,938	-	-	292,956	370,014	-	-	-	-	-	(3,006,949)	3,789,121		
Grants and Contributions Rec.	-	-	-	-	-	-	-	-	-	-	-	-	-	-		
Due To/From Related Parties	-	-	-	-	-	-	-	-	-	-	-	-	-	-		
Prepaid Expenses	-	-	-	-	-	-	-	-	-	-	-	-	-	-		
Other Assets	-	-	-	-	-	-	-	-	-	-	-	-	-	-		
Accounts Payable	(137,754)	-	-	-	-	-	-	-	-	-	-	-	104,035	(33,718)		
Accrued Expenses	-	-	-	-	-	-	-	-	-	-	-	-	-	-		
Other Liabilities	-	-	-	-	-	-	-	-	-	-	-	-	-	-		
Deferred Revenue	-	-	-	-	-	-	-	-	-	-	-	(600,000)	-	(600,000)		
Cash flows from investing activities																
Purchases of Prop. And Equip.	-	-	-	-	-	-	-	-	-	-	-	-	-	-		
Notes Receivable	-	-	-	-	-	-	-	-	-	-	-	-	-	-		
Cash flows from financing activities																
Proceeds from Factoring	-	-	-	-	-	-	-	-	-	-	-	-	-	-		
Payments on Factoring	-	-	-	-	-	-	-	-	-	-	-	-	-	-		
Proceeds(Payments) on Debt	-	-	-	-	-	-	-	-	-	-	-	-	-	-		
Total Change in Cash	3,574,925	(799,884)	(244,675)	229,443	526,328	603,940	714,076	94,133	364,291	427,015	67,997	(889,682)				
Cash, Beginning of Month	5,250,108	8,825,033	8,025,150	7,780,475	8,009,918	8,536,246	9,140,186	9,854,262	9,948,396	10,312,686	10,739,701	10,807,699				
Cash, End of Month	8,825,033	8,025,150	7,780,475	8,009,918	8,536,246	9,140,186	9,854,262	9,948,396	10,312,686	10,739,701	10,807,699	9,918,016				



FY25-26 CalOps Northern California

Monthly Cash Flow/Forecast FY27-28

Revised 6/2/25

ADA = 1827.70

	Jul-27	Aug-27	Sep-27	Oct-27	Nov-27	Dec-27	Jan-28	Feb-28	Mar-28	Apr-28	May-28	Jun-28	Year-End Accruals	Annual Forecast	Prior Year Forecast	Favorable / (Unfav.)
Revenues																
State Aid - Revenue Limit																
8011 LCFF State Aid	-	1,066,897	1,066,897	1,920,414	1,920,414	1,920,414	1,920,414	1,920,414	1,920,414	1,920,414	1,920,414	1,920,414	1,920,414	21,337,932	20,502,160	835,772
8012 Education Protection Account	-	-	-	91,385	-	-	91,385	-	-	91,385	-	-	91,385	365,540	365,540	-
8096 In Lieu of Property Taxes	-	214,629	429,259	286,172	286,172	286,172	286,172	286,172	500,802	250,401	250,401	250,401	250,401	3,577,156	3,577,156	-
	-	1,281,526	1,496,155	2,297,971	2,206,586	2,206,586	2,297,971	2,206,586	2,421,216	2,262,200	2,170,815	2,170,815	2,262,200	25,280,628	24,444,856	835,772
Federal Revenue																
8181 Special Education - Entitlement	-	-	-	-	-	-	-	-	-	-	-	-	253,267	253,267	253,267	-
8290 Title I, Part A - Basic Low Income	-	-	82,295	-	-	82,295	-	-	82,295	-	-	-	82,295	329,178	329,178	-
8291 Title II, Part A - Teacher Quality	-	-	13,428	-	-	13,428	-	-	13,428	-	-	-	13,428	53,712	53,712	-
8294 Title IV	-	-	5,408	-	-	5,408	-	-	5,408	-	-	5,408	-	21,632	21,632	-
	-	-	101,130	-	-	101,130	-	-	101,130	-	-	5,408	5,408	657,789	657,789	-
Other State Revenue																
8311 State Special Education	-	81,332	81,332	146,397	146,397	146,397	146,397	146,397	146,397	146,397	146,397	146,397	146,397	1,626,635	1,626,635	-
8550 Mandated Cost	-	-	-	-	-	67,902	-	-	-	-	-	-	2,322	70,225	67,902	2,322
8560 State Lottery	-	-	-	-	-	-	124,741	-	-	-	-	-	249,481	498,962	498,962	-
8599 Other State Revenue	-	-	-	-	394,028	-	-	-	-	-	-	-	60,620	606,196	751,011	(144,815)
	-	81,332	81,332	146,397	540,425	214,300	271,138	146,397	146,397	422,687	146,397	146,397	458,820	2,802,018	2,944,510	(142,492)
Other Local Revenue																
8660 Interest Revenue	3,888	3,888	3,888	3,888	3,888	3,888	3,888	3,888	3,888	3,888	3,888	3,888	-	46,651	46,651	-
8690 Other Local Revenue	-	-	-	-	-	5,268	-	-	-	-	-	-	-	5,268	5,268	-
	3,888	3,888	3,888	3,888	3,888	9,156	3,888	3,888	3,888	3,888	3,888	3,888	-	51,919	51,919	-
Total Revenue	3,888	1,366,745	1,682,505	2,448,256	2,750,899	2,531,172	2,572,997	2,356,871	2,672,631	2,688,774	2,321,100	2,326,507	3,070,009	28,792,354	28,099,074	693,280
Expenses																
Certificated Salaries																
1100 Teachers' Salaries	769,646	769,646	769,646	769,646	769,646	769,646	769,646	769,646	769,646	769,646	769,646	769,646	-	9,235,754	8,987,694	(248,060)
1175 Teachers' Extra Duty/Stipends	35,878	35,878	35,878	35,878	35,878	35,878	35,878	35,878	35,878	35,878	35,878	35,878	-	430,539	418,975	(11,564)
1200 Pupil Support Salaries	100,739	100,739	100,739	100,739	100,739	100,739	100,739	100,739	100,739	100,739	100,739	100,739	-	1,208,863	1,176,395	(32,468)
1300 Administrators' Salaries	77,252	77,252	77,252	77,252	77,252	77,252	77,252	77,252	77,252	77,252	77,252	77,252	-	927,018	902,120	(24,899)
	983,515	983,515	983,515	983,515	983,515	983,515	983,515	983,515	983,515	983,515	983,515	983,515	-	11,802,175	11,485,184	(316,991)
Classified Salaries																
2200 Support Salaries	4,317	4,317	4,317	4,317	4,317	4,317	4,317	4,317	4,317	4,317	4,317	4,317	-	51,798	50,407	(1,391)
2300 Classified Administrators' Salaries	31,296	31,296	31,296	31,296	31,296	31,296	31,296	31,296	31,296	31,296	31,296	31,296	-	375,549	365,462	(10,087)
2400 Clerical and Office Staff Salaries	21,670	21,670	21,670	21,670	21,670	21,670	21,670	21,670	21,670	21,670	21,670	21,670	-	260,035	253,051	(6,984)
	57,282	57,282	57,282	57,282	57,282	57,282	57,282	57,282	57,282	57,282	57,282	57,282	-	687,382	668,920	(18,462)
Benefits																
3101 STRS	187,851	187,851	187,851	187,851	187,851	187,851	187,851	187,851	187,851	187,851	187,851	187,851	-	2,254,215	2,193,670	(60,545)
3301 OASDI	3,551	3,551	3,551	3,551	3,551	3,551	3,551	3,551	3,551	3,551	3,551	3,551	-	42,618	41,473	(1,145)
3311 Medicare	15,092	15,092	15,092	15,092	15,092	15,092	15,092	15,092	15,092	15,092	15,092	15,092	-	181,099	176,235	(4,864)
3401 Health and Welfare	127,332	127,332	127,332	127,332	127,332	127,332	127,332	127,332	127,332	127,332	127,332	127,332	-	1,527,988	1,486,948	(41,040)
3501 State Unemployment	5,278	5,278	5,278	5,278	5,278	5,278	26,390	21,112	10,556	5,278	5,278	5,278	-	105,559	105,555	(4)
3601 Workers' Compensation	14,571	14,571	14,571	14,571	14,571	14,571	14,571	14,571	14,571	14,571	14,571	14,571	-	174,854	170,157	(4,696)
3901 Other Benefits	2,578	2,578	2,578	2,578	2,578	2,578	2,578	2,578	2,578	2,578	2,578	2,578	-	30,932	30,101	(831)
	356,253	356,253	356,253	356,253	356,253	356,253	377,365	372,087	361,531	356,253	356,253	356,253	-	4,317,264	4,204,140	(113,125)



FY25-26 CalOps Northern California

Monthly Cash Flow/Forecast FY27-28

Revised 6/2/25

ADA = 1827.70

	Jul-27	Aug-27	Sep-27	Oct-27	Nov-27	Dec-27	Jan-28	Feb-28	Mar-28	Apr-28	May-28	Jun-28	Year-End Accruals	Annual Forecast	Prior Year Forecast	Favorable / (Unfav.)
Books and Supplies																
4100 Textbooks and Core Curricula	117,949	117,949	117,949	117,949	117,949	117,949	117,949	117,949	117,949	117,949	117,949	117,949	-	1,415,383	1,377,368	(38,015)
4200 Books and Other Materials	481	481	481	481	481	481	481	481	481	481	481	481	-	5,769	5,614	(155)
4302 School Supplies	87,495	1,718	1,340	10,326	599	(174)	2,197	-	55,502	51,896	51,896	51,896	-	314,691	306,239	(8,452)
4305 Software	99,143	99,143	99,143	99,143	99,143	99,143	99,143	99,143	99,143	99,143	99,143	99,143	-	1,189,717	1,157,762	(31,954)
4310 Office Expense	6,531	6,531	6,531	6,531	6,531	6,531	6,531	6,531	6,531	6,531	6,531	6,531	-	78,378	76,273	(2,105)
4311 Business Meals	1,663	1,663	1,663	1,663	1,663	1,663	1,663	1,663	1,663	1,663	1,663	1,663	-	19,959	19,423	(536)
4400 Noncapitalized Equipment	1,224	6,472	1,037	(146)	113,165	12,706	1,863	-	-	-	-	373,108	-	509,430	495,747	(13,683)
	314,487	233,957	228,144	235,948	339,531	238,300	229,827	225,767	281,269	277,663	277,663	650,771	-	3,533,327	3,438,426	(94,901)
Subagreement Services																
5102 Special Education	226,532	226,532	226,532	226,532	226,532	226,532	226,532	226,532	226,532	226,532	226,532	226,532	-	2,718,382	2,645,370	(73,012)
5103 Substitute Teacher	247	247	247	247	247	247	247	247	247	247	247	247	-	2,959	2,880	(79)
5105 Security	78	78	78	78	78	78	78	78	78	78	78	78	-	938	913	(25)
5106 Other Educational Consultants	-	-	-	-	-	-	-	-	-	-	-	-	72,112	72,112	70,175	(1,937)
	226,857	226,857	226,857	226,857	226,857	226,857	226,857	226,857	226,857	226,857	226,857	226,857	-	2,794,392	2,719,338	(75,054)
Operations and Housekeeping																
5201 Auto and Travel	20,469	20,469	20,469	20,469	20,469	20,469	20,469	20,469	20,469	20,469	20,469	20,469	-	245,629	239,032	(6,597)
5300 Dues & Memberships	18,793	18,793	18,793	18,793	18,793	18,793	18,793	18,793	18,793	18,793	18,793	18,793	-	225,516	219,459	(6,057)
5400 Insurance	6,208	6,208	6,208	6,208	6,208	6,208	6,208	6,208	6,208	6,208	6,208	6,208	-	74,501	72,500	(2,001)
5501 Utilities	200	200	200	200	200	200	200	200	200	200	200	200	-	2,402	2,337	(65)
5502 Janitorial Services	649	649	649	649	649	649	649	649	649	649	649	649	-	7,783	7,574	(209)
5516 Miscellaneous Expense	57	57	57	57	57	57	57	57	57	57	57	57	-	683	665	(18)
5900 Communications	22,945	22,945	22,945	22,945	22,945	22,945	22,945	22,945	22,945	22,945	22,945	22,945	-	275,342	267,946	(7,395)
5901 Postage and Shipping	1,081	1,081	1,081	1,081	1,081	1,081	1,081	1,081	1,081	1,081	1,081	1,081	-	12,972	12,624	(348)
	70,402	70,402	70,402	70,402	70,402	70,402	70,402	70,402	70,402	70,402	70,402	70,402	-	844,828	822,137	(22,691)
Facilities, Repairs and Other Leases																
5601 Rent	9,770	9,770	9,770	9,770	9,770	9,770	9,770	9,770	9,770	9,770	9,770	9,770	-	117,238	117,238	-
5602 Additional Rent	8,291	8,291	8,291	8,291	8,291	8,291	8,291	8,291	8,291	8,291	8,291	8,291	-	99,493	96,820	(2,672)
5603 Equipment Leases	537	537	537	537	537	537	537	537	537	537	537	537	-	6,440	6,267	(173)
5604 Other Leases	5,515	5,515	5,515	5,515	5,515	5,515	5,515	5,515	5,515	5,515	5,515	5,515	-	66,175	64,398	(1,777)
5610 Repairs and Maintenance	10,451	10,451	10,451	10,451	10,451	10,451	10,451	10,451	10,451	10,451	10,451	10,451	-	125,406	122,038	(3,368)
	34,563	34,563	34,563	34,563	34,563	34,563	34,563	34,563	34,563	34,563	34,563	34,563	-	414,752	406,761	(7,991)
Professional/Consulting Services																
5801 IT	89,191	89,191	89,191	89,191	89,191	89,191	89,191	89,191	89,191	89,191	89,191	89,191	-	1,070,292	1,041,546	(28,747)
5802 Audit & Taxes	-	-	-	5,173	5,173	5,173	-	-	-	-	-	-	-	15,518	15,101	(417)
5803 Legal	19,276	19,276	19,276	19,276	19,276	19,276	19,276	19,276	19,276	19,276	19,276	19,276	-	231,307	225,095	(6,213)
5804 Professional Development	5,568	5,568	5,568	5,568	5,568	5,568	5,568	5,568	5,568	5,568	5,568	5,568	-	66,811	65,017	(1,794)
5805 General Consulting	5,755	5,755	5,755	5,755	5,755	5,755	5,755	5,755	5,755	5,755	5,755	5,755	-	69,057	67,202	(1,855)
5806 Special Activities/Field Trips	-	-	-	-	-	-	-	45,159	45,159	45,159	-	-	-	135,478	131,839	(3,639)
5807 Bank Charges	67	67	67	67	67	67	67	67	67	67	67	67	-	801	780	(22)
5808 Printing	15	15	15	15	15	15	15	15	15	15	15	15	-	177	172	(5)
5809 Other taxes and fees	2,196	2,196	2,196	2,196	2,196	2,196	2,196	2,196	2,196	2,196	2,196	2,196	-	26,358	25,550	(808)
5810 Payroll Service Fee	322	322	322	322	322	322	322	322	322	322	322	322	-	3,863	3,759	(104)
5811 Management Fee	48,508	48,508	48,508	48,508	48,508	48,508	48,508	48,508	48,508	48,508	48,508	48,508	-	582,094	566,460	(15,634)
5812 District Oversight Fee	-	12,815	14,962	22,980	22,066	22,066	22,980	22,066	24,212	22,622	21,708	21,708	22,622	252,806	244,449	(8,357)
5814 SPED Encroachment	-	2,440	2,440	4,392	4,392	4,392	4,392	4,392	4,392	4,392	4,392	4,392	11,990	56,397	56,397	-
5815 Public Relations/Recruitment	34,099	34,099	34,099	34,099	34,099	34,099	34,099	34,099	34,099	34,099	34,099	34,099	-	409,186	398,196	(10,990)
	204,996	220,251	222,397	237,540	236,626	236,626	232,367	276,613	278,759	277,169	231,096	231,096	34,612	2,920,146	2,841,662	(78,484)
Depreciation																
6900 Depreciation Expense	860	860	860	860	860	860	860	860	860	860	860	860	-	10,317	10,040	(277)
	860	860	860	860	860	860	860	860	860	860	860	860	-	10,317	10,040	(277)
Interest																
	-	-	-	-	-	-	-	-	-	-	-	-	-	-	-	-
Total Expenses	2,249,213	2,183,939	2,180,272	2,203,219	2,305,888	2,204,657	2,213,037	2,247,945	2,295,037	2,284,563	2,238,490	2,611,598	106,724	27,324,583	26,596,607	(727,975)
Monthly Surplus (Deficit)	(2,245,326)	(817,194)	(497,767)	245,037	445,010	326,515	359,959	108,926	377,594	404,211	82,610	(285,091)	2,963,285	1,467,771	1,502,467	(34,696)



FY25-26 CalOps Northern California

Monthly Cash Flow/Forecast FY27-28

Revised 6/2/25

ADA = 1827.70

	Jul-27	Aug-27	Sep-27	Oct-27	Nov-27	Dec-27	Jan-28	Feb-28	Mar-28	Apr-28	May-28	Jun-28	Year-End Accruals	Annual Forecast	Prior Year Forecast	Favorable / (Unfav.)
Cash Flow Adjustments																
Monthly Surplus (Deficit)	(2,245,326)	(817,194)	(497,767)	245,037	445,010	326,515	359,959	108,926	377,594	404,211	82,610	(285,091)	2,963,285	1,467,771		
Cash flows from operating activities																
Depreciation/Amortization	860	860	860	860	860	860	860	860	860	860	860	860	-	10,317		
Public Funding Receivables	2,186,980	-	249,481	-	-	-	570,488	-	-	-	-	-	(3,070,009)	(63,060)		
Grants and Contributions Rec.	-	-	-	-	-	-	-	-	-	-	-	-	-	-		
Due To/From Related Parties	-	-	-	-	-	-	-	-	-	-	-	-	-	-		
Prepaid Expenses	-	-	-	-	-	-	-	-	-	-	-	-	-	-		
Other Assets	-	-	-	-	-	-	-	-	-	-	-	-	-	-		
Accounts Payable	(104,035)	-	-	-	-	-	-	-	-	-	-	-	106,724	2,689		
Accrued Expenses	-	-	-	-	-	-	-	-	-	-	-	-	-	-		
Other Liabilities	-	-	-	-	-	-	-	-	-	-	-	-	-	-		
Deferred Revenue	-	-	-	-	-	-	-	-	-	-	-	(455,186)	-	(455,186)		
Cash flows from investing activities																
Purchases of Prop. And Equip.	-	-	-	-	-	-	-	-	-	-	-	-	-	-		
Notes Receivable	-	-	-	-	-	-	-	-	-	-	-	-	-	-		
Cash flows from financing activities																
Proceeds from Factoring	-	-	-	-	-	-	-	-	-	-	-	-	-	-		
Payments on Factoring	-	-	-	-	-	-	-	-	-	-	-	-	-	-		
Proceeds(Payments) on Debt	-	-	-	-	-	-	-	-	-	-	-	-	-	-		
Total Change in Cash	(161,521)	(816,334)	(247,426)	245,897	445,870	327,375	931,307	109,786	378,453	405,071	83,470	(739,416)				
Cash, Beginning of Month	9,918,016	9,756,496	8,940,162	8,692,735	8,938,632	9,384,502	9,711,877	10,643,184	10,752,970	11,131,423	11,536,494	11,619,964				
Cash, End of Month	9,756,496	8,940,162	8,692,735	8,938,632	9,384,502	9,711,877	10,643,184	10,752,970	11,131,423	11,536,494	11,619,964	10,880,547				



FY25-26 CalOps North Bay

Monthly Cash Flow/Budget FY25-26

Revised 6/2/25

Actuals Through:

ADA = 173.46

		Jul-25	Aug-25	Sep-25	Oct-25	Nov-25	Dec-25	Jan-26	Feb-26	Mar-26	Apr-26	May-26	Jun-26	Year-End Accruals	Annual Budget	Original Budget Total	Favorable / (Unfav.)
ADA = 173.46																	
Revenues																	
State Aid - Revenue Limit																	
8011	LCFF State Aid	-	57,715	57,715	103,887	103,887	103,887	103,887	103,887	103,887	103,887	103,887	103,887	349,642	1,400,052	1,400,052	-
8012	Education Protection Account	-	-	7,151	-	-	7,151	-	-	7,151	-	-	-	13,239	34,692	34,692	-
8096	In Lieu of Property Taxes	-	42,598	85,196	56,797	56,797	56,797	56,797	56,797	99,395	49,698	49,698	49,698	200,805	861,073	861,073	-
														2,295,817	2,295,817	-	
Federal Revenue																	
8181	Special Education - Entitlement	-	-	-	-	-	-	-	-	-	-	-	-	19,818	19,818	19,818	-
8290	Title I, Part A - Basic Low Income	-	-	9,388	-	-	28,164	-	-	-	-	-	-	-	37,552	37,552	-
8291	Title II, Part A - Teacher Quality	-	-	1,324	-	-	3,973	-	-	-	-	-	-	-	5,297	5,297	-
8294	Title IV	-	-	-	-	-	-	-	-	-	-	-	-	12,128	12,128	12,128	-
														31,947	74,796	-	
Other State Revenue																	
8311	State Special Education	-	7,028	7,028	12,650	12,650	12,650	12,650	12,650	12,650	12,650	12,650	12,650	12,650	140,554	140,554	-
8550	Mandated Cost	-	-	-	-	-	5,607	-	-	-	-	-	-	-	5,607	5,607	-
8560	State Lottery	-	-	-	-	-	-	9,761	-	-	9,761	-	-	-	27,832	47,355	-
8599	Other State Revenue	-	717	717	40,834	1,290	1,290	40,834	1,290	1,290	40,834	1,290	1,290	40,834	172,507	172,507	-
														81,316	366,023	-	
Other Local Revenue																	
8660	Interest Revenue	103	103	103	103	103	103	103	103	103	103	103	103	-	1,238	1,238	-
8690	Other Local Revenue	-	-	-	-	-	495	-	-	-	-	-	-	-	495	495	-
														1,732	1,732	-	
Total Revenue		103	108,160	168,621	214,271	174,727	220,116	224,032	174,727	224,476	216,932	167,627	167,627	676,948	2,738,368	2,738,368	-
Expenses																	
Certificated Salaries																	
1100	Teachers' Salaries	69,111	69,111	69,111	69,111	69,111	69,111	69,111	69,111	69,111	69,111	69,111	69,111	-	829,331	829,331	-
1175	Teachers' Extra Duty/Stipends	3,222	3,222	3,222	3,222	3,222	3,222	3,222	3,222	3,222	3,222	3,222	3,222	-	38,661	38,661	-
1200	Pupil Support Salaries	9,046	9,046	9,046	9,046	9,046	9,046	9,046	9,046	9,046	9,046	9,046	9,046	-	108,551	108,551	-
1300	Administrators' Salaries	6,937	6,937	6,937	6,937	6,937	6,937	6,937	6,937	6,937	6,937	6,937	6,937	-	83,242	83,242	-
														1,059,784	1,059,784	-	
Classified Salaries																	
2200	Support Salaries	388	388	388	388	388	388	388	388	388	388	388	388	-	4,651	4,651	-
2300	Classified Administrators' Salaries	2,810	2,810	2,810	2,810	2,810	2,810	2,810	2,810	2,810	2,810	2,810	2,810	-	33,723	33,723	-
2400	Clerical and Office Staff Salaries	1,946	1,946	1,946	1,946	1,946	1,946	1,946	1,946	1,946	1,946	1,946	1,946	-	23,350	23,350	-
														61,724	61,724	-	
Benefits																	
3101	STRS	16,868	16,868	16,868	16,868	16,868	16,868	16,868	16,868	16,868	16,868	16,868	16,868	-	202,419	202,419	-
3301	OASDI	319	319	319	319	319	319	319	319	319	319	319	319	-	3,827	3,827	-
3311	Medicare	1,355	1,355	1,355	1,355	1,355	1,355	1,355	1,355	1,355	1,355	1,355	1,355	-	16,262	16,262	-
3401	Health and Welfare	11,434	11,434	11,434	11,434	11,434	11,434	11,434	11,434	11,434	11,434	11,434	11,434	-	137,207	137,207	-
3501	State Unemployment	1,651	1,651	1,651	1,651	1,651	1,651	8,256	6,605	3,302	1,651	1,651	1,651	-	33,024	33,024	-
3601	Workers' Compensation	1,308	1,308	1,308	1,308	1,308	1,308	1,308	1,308	1,308	1,308	1,308	1,308	-	15,701	15,701	-
3901	Other Benefits	231	231	231	231	231	231	231	231	231	231	231	231	-	2,778	2,778	-
														33,167	411,217	-	



FY25-26 CalOps North Bay

Monthly Cash Flow/Budget FY25-26

Revised 6/2/25

Actuals Through:

ADA = 173.46

		Jul-25	Aug-25	Sep-25	Oct-25	Nov-25	Dec-25	Jan-26	Feb-26	Mar-26	Apr-26	May-26	Jun-26	Year-End Accruals	Annual Budget	Original Budget Total	Favorable / (Unfav.)
Books and Supplies																	
4100	Textbooks and Core Curricula	10,591	10,591	10,591	10,591	10,591	10,591	10,591	10,591	10,591	10,591	10,591	10,591	-	127,095	127,095	-
4200	Books and Other Materials	43	43	43	43	43	43	43	43	43	43	43	43	-	518	518	-
4302	School Supplies	7,914	1,208	56	263	54	(15)	135	39	38	62	62	62	18,379	28,258	28,258	-
4305	Software	8,903	8,903	8,903	8,903	8,903	8,903	8,903	8,903	8,903	8,903	8,903	8,903	-	106,831	106,831	-
4310	Office Expense	586	586	586	586	586	586	586	586	586	586	586	586	-	7,038	7,038	-
4311	Business Meals	149	149	149	149	149	149	149	149	149	149	149	149	-	1,792	1,792	-
4400	Noncapitalized Equipment	111	590	94	(13)	10,124	1,151	167	-	-	-	-	33,521	-	45,745	45,745	-
		28,297	22,071	20,423	20,523	30,451	21,409	20,575	20,312	20,311	20,335	20,335	53,856	18,379	317,277	317,277	-
Subagreement Services																	
5102	Special Education	20,342	20,342	20,342	20,342	20,342	20,342	20,342	20,342	20,342	20,342	20,342	20,342	-	244,099	244,099	-
5103	Substitute Teacher	22	22	22	22	22	22	22	22	22	22	22	22	-	266	266	-
5105	Security	7	7	7	7	7	7	7	7	7	7	7	7	-	84	84	-
5106	Other Educational Consultants	-	-	-	-	-	-	-	-	-	-	-	-	6,475	6,475	6,475	-
		20,371	20,371	20,371	20,371	20,371	20,371	20,371	20,371	20,371	20,371	20,371	20,371	6,475	250,924	250,924	-
Operations and Housekeeping																	
5201	Auto and Travel	1,838	1,838	1,838	1,838	1,838	1,838	1,838	1,838	1,838	1,838	1,838	1,838	-	22,056	22,056	-
5300	Dues & Memberships	1,688	1,688	1,688	1,688	1,688	1,688	1,688	1,688	1,688	1,688	1,688	1,688	-	20,250	20,250	-
5400	Insurance	557	557	557	557	557	557	557	557	557	557	557	557	-	6,690	6,690	-
5501	Utilities	18	18	18	18	18	18	18	18	18	18	18	18	-	216	216	-
5502	Janitorial Services	58	58	58	58	58	58	58	58	58	58	58	58	-	699	699	-
5516	Miscellaneous Expense	5	5	5	5	5	5	5	5	5	5	5	5	-	61	61	-
5900	Communications	2,060	2,060	2,060	2,060	2,060	2,060	2,060	2,060	2,060	2,060	2,060	2,060	-	24,724	24,724	-
5901	Postage and Shipping	97	97	97	97	97	97	97	97	97	97	97	97	-	1,165	1,165	-
		6,322	6,322	6,322	6,322	6,322	6,322	6,322	6,322	6,322	6,322	6,322	6,322	-	75,862	75,862	-
Facilities, Repairs and Other Leases																	
5601	Rent	926	926	926	926	926	926	926	926	926	926	926	926	-	11,110	11,110	-
5602	Additional Rent	745	745	745	745	745	745	745	745	745	745	745	745	-	8,934	8,934	-
5603	Equipment Leases	48	48	48	48	48	48	48	48	48	48	48	48	-	578	578	-
5604	Other Leases	495	495	495	495	495	495	495	495	495	495	495	495	-	5,942	5,942	-
5610	Repairs and Maintenance	938	938	938	938	938	938	938	938	938	938	938	938	-	11,261	11,261	-
		3,152	3,152	3,152	3,152	3,152	3,152	3,152	3,152	3,152	3,152	3,152	3,152	-	37,826	37,826	-
Professional/Consulting Services																	
5801	IT	8,009	8,009	8,009	8,009	8,009	8,009	8,009	8,009	8,009	8,009	8,009	8,009	-	96,108	96,108	-
5802	Audit & Taxes	-	-	-	464	464	464	-	-	-	-	-	-	-	1,393	1,393	-
5803	Legal	1,731	1,731	1,731	1,731	1,731	1,731	1,731	1,731	1,731	1,731	1,731	1,731	-	20,770	20,770	-
5804	Professional Development	500	500	500	500	500	500	500	500	500	500	500	500	-	5,999	5,999	-
5805	General Consulting	517	517	517	517	517	517	517	517	517	517	517	517	-	6,201	6,201	-
5806	Special Activities/Field Trips	-	46	-	247	21	-	1	25	24	39	39	39	11,682	12,165	12,165	-
5807	Bank Charges	6	6	6	6	6	6	6	6	6	6	6	6	-	72	72	-
5808	Printing	1	1	1	1	1	1	1	1	1	1	1	1	-	16	16	-
5809	Other taxes and fees	197	197	197	197	197	197	197	197	197	197	197	197	-	2,367	2,367	-
5810	Payroll Service Fee	29	29	29	29	29	29	29	29	29	29	29	29	-	347	347	-
5811	Management Fee	4,564	4,564	4,564	4,564	4,564	4,564	4,564	4,564	4,564	4,564	4,564	4,564	-	54,767	54,767	-
5812	District Oversight Fee	-	1,003	1,501	1,607	1,607	1,678	1,607	1,607	2,104	1,536	1,536	1,536	5,637	22,958	22,958	-
5814	SPED Encroachment	-	211	211	379	379	379	379	379	379	379	379	379	974	4,811	4,811	-
5815	Public Relations/Recruitment	3,062	3,062	3,062	3,062	3,062	3,062	3,062	3,062	3,062	3,062	3,062	3,062	-	36,743	36,743	-
		18,616	19,876	20,327	21,314	21,088	21,138	20,603	20,627	21,124	20,571	20,571	20,571	18,293	264,719	264,719	-
Depreciation																	
6900	Depreciation Expense	77	77	77	77	77	77	77	77	77	77	77	77	-	926	926	-
		77	77	77	77	77	77	77	77	77	77	77	77	-	926	926	-
Interest																	
		-	-	-	-	-	-	-	-	-	-	-	-	-	-	-	-
Total Expenses		203,461	198,496	197,299	198,385	208,087	199,095	204,331	202,441	199,635	197,454	197,454	230,974	43,147	2,480,260	2,480,260	-
Monthly Surplus (Deficit)		(203,358)	(90,335)	(28,678)	15,886	(33,360)	21,021	19,700	(27,714)	24,841	19,479	(29,826)	(63,347)	633,801	258,109	258,109	-

9.4%



FY25-26 CalOps North Bay

Monthly Cash Flow/Budget FY25-26

Revised 6/2/25

Actuals Through:

ADA = 173.46

	Jul-25	Aug-25	Sep-25	Oct-25	Nov-25	Dec-25	Jan-26	Feb-26	Mar-26	Apr-26	May-26	Jun-26	Year-End Accruals	Annual Budget	Original Budget Total	Favorable / (Unfav.)
Cash Flow Adjustments																
Monthly Surplus (Deficit)	(203,358)	(90,335)	(28,678)	15,886	(33,360)	21,021	19,700	(27,714)	24,841	19,479	(29,826)	(63,347)	633,801	258,109	Cert. 61.2%	Instr. 73.6%
Cash flows from operating activities																
Depreciation/Amortization	77	77	77	77	77	77	77	77	77	77	77	77	-	926	579,602	(174,310)
Public Funding Receivables	273,816	-	-	101,558	-	-	116,204	-	-	-	-	-	(676,948)	(185,370)		
Grants and Contributions Rec.	-	-	-	-	-	-	-	-	-	-	-	-	-	-		
Due To/From Related Parties	-	-	-	-	-	-	-	-	-	-	-	-	-	-		
Prepaid Expenses	-	-	-	-	-	-	-	-	-	-	-	-	-	-		
Other Assets	-	-	-	-	-	-	-	-	-	-	-	-	-	-		
Accounts Payable	(39,403)	-	-	-	-	-	-	-	-	-	-	-	43,147	3,744		Pupil:Teacher Ratio 0.38
Accrued Expenses	-	-	-	-	-	-	-	-	-	-	-	-	-	-		
Other Liabilities	-	-	-	-	-	-	-	-	-	-	-	-	-	-		
Deferred Revenue	-	-	-	-	-	-	-	-	-	-	-	(158,176)	-	(158,176)		
Cash flows from investing activities																
Purchases of Prop. And Equip.	-	-	-	-	-	-	-	-	-	-	-	-	-	-		
Notes Receivable	-	-	-	-	-	-	-	-	-	-	-	-	-	-		
Cash flows from financing activities																
Proceeds from Factoring	-	-	-	-	-	-	-	-	-	-	-	-	-	-		
Payments on Factoring	-	-	-	-	-	-	-	-	-	-	-	-	-	-		
Proceeds(Payments) on Debt	-	-	-	-	-	-	-	-	-	-	-	-	-	-		
Total Change in Cash	31,132	(90,258)	(28,600)	117,521	(33,283)	21,098	135,982	(27,637)	24,918	19,556	(29,749)	(221,445)				
Cash, Beginning of Month	1,477,388	1,508,520	1,418,262	1,389,662	1,507,182	1,473,899	1,494,997	1,630,979	1,603,342	1,628,260	1,647,816	1,618,067				
Cash, End of Month	1,508,520	1,418,262	1,389,662	1,507,182	1,473,899	1,494,997	1,630,979	1,603,342	1,628,260	1,647,816	1,618,067	1,396,621				



FY25-26 CalOps North Bay

Monthly Cash Flow/Forecast FY26-27

Revised 6/2/25

ADA = 173.46

Revenues

State Aid - Revenue Limit

8011	LCFF State Aid	-	73,292	73,292	131,925	131,925	131,925	131,925	131,925	131,925	131,925	131,925	131,925	131,925	131,925
8012	Education Protection Account	-	-	-	8,673	-	-	8,673	-	8,673	-	-	8,673	-	8,673
8096	In Lieu of Property Taxes	-	51,664	103,329	68,886	68,886	68,886	68,886	120,550	60,275	60,275	60,275	60,275	60,275	
		-	124,956	176,620	209,484	200,811	200,811	209,484	200,811	252,475	200,873	192,200	192,200	200,873	

Federal Revenue

8181	Special Education - Entitlement	-	-	-	-	-	-	-	-	-	-	-	24,037	24,037
8290	Title I, Part A - Basic Low Income	-	-	9,388	-	-	9,388	-	-	9,388	-	-	-	9,388
8291	Title II, Part A - Teacher Quality	-	-	1,324	-	-	1,324	-	-	1,324	-	-	-	1,324
8294	Title IV	-	-	3,032	-	-	3,032	-	-	3,032	-	-	3,032	3,032
		-	-	13,744	-	-	13,744	-	-	13,744	-	-	3,032	34,749

Other State Revenue

8311	State Special Education	-	7,719	7,719	13,894	13,894	13,894	13,894	13,894	13,894	13,894	13,894	13,894	13,894
8550	Mandated Cost	-	-	-	-	-	7,009	-	-	-	-	-	-	7,009
8560	State Lottery	-	-	-	-	-	-	-	-	11,839	-	-	-	23,677
8599	Other State Revenue	-	-	-	-	-	62,189	-	-	-	-	-	-	9,568
		-	7,719	7,719	13,894	76,083	20,903	25,733	13,894	13,894	49,652	13,894	13,894	47,139

Other Local Revenue

8660	Interest Revenue	103	103	103	103	103	103	103	103	103	103	103	103	1,238
8690	Other Local Revenue	-	-	-	-	-	495	-	-	-	-	-	-	495
		103	103	103	103	103	598	103	103	103	103	103	103	1,732

Total Revenue

103	132,778	198,187	223,481	276,997	236,056	235,320	214,808	280,217	250,628	206,197	209,229	282,761
------------	----------------	----------------	----------------	----------------	----------------	----------------	----------------	----------------	----------------	----------------	----------------	----------------

Expenses

Certificated Salaries

1100	Teachers' Salaries	70,977	70,977	70,977	70,977	70,977	70,977	70,977	70,977	70,977	70,977	70,977	70,977	851,723
1175	Teachers' Extra Duty/Stipends	3,309	3,309	3,309	3,309	3,309	3,309	3,309	3,309	3,309	3,309	3,309	3,309	39,704
1200	Pupil Support Salaries	9,290	9,290	9,290	9,290	9,290	9,290	9,290	9,290	9,290	9,290	9,290	9,290	111,482
1300	Administrators' Salaries	7,124	7,124	7,124	7,124	7,124	7,124	7,124	7,124	7,124	7,124	7,124	7,124	85,490
		90,700	90,700	90,700	90,700	90,700	90,700	90,700	90,700	90,700	90,700	90,700	90,700	1,088,398

Classified Salaries

2200	Support Salaries	398	398	398	398	398	398	398	398	398	398	398	398	4,777
2300	Classified Administrators' Salaries	2,886	2,886	2,886	2,886	2,886	2,886	2,886	2,886	2,886	2,886	2,886	2,886	34,633
2400	Clerical and Office Staff Salaries	1,998	1,998	1,998	1,998	1,998	1,998	1,998	1,998	1,998	1,998	1,998	1,998	23,980
		5,283	5,283	5,283	5,283	5,283	5,283	5,283	5,283	5,283	5,283	5,283	5,283	63,390

Benefits

3101	STRS	17,324	17,324	17,324	17,324	17,324	17,324	17,324	17,324	17,324	17,324	17,324	17,324	207,884
3301	OASDI	328	328	328	328	328	328	328	328	328	328	328	328	3,930
3311	Medicare	1,392	1,392	1,392	1,392	1,392	1,392	1,392	1,392	1,392	1,392	1,392	1,392	16,701
3401	Health and Welfare	11,743	11,743	11,743	11,743	11,743	11,743	11,743	11,743	11,743	11,743	11,743	11,743	140,911
3501	State Unemployment	1,695	1,695	1,695	1,695	1,695	1,695	8,476	6,781	3,390	1,695	1,695	1,695	33,905
3601	Workers' Compensation	1,344	1,344	1,344	1,344	1,344	1,344	1,344	1,344	1,344	1,344	1,344	1,344	16,125
3901	Other Benefits	238	238	238	238	238	238	238	238	238	238	238	238	2,853
		34,062	34,062	34,062	34,062	34,062	40,843	39,148	35,757	34,062	34,062	34,062	34,062	422,308

Annual Forecast	Prior Year Forecast	Favorable / (Unfav.)
ADA = 173.46		
1,465,833	1,400,052	65,781
34,692	34,692	-
861,073	861,073	-
2,361,598	2,295,817	65,781
24,037	19,818	4,218
37,552	37,552	-
5,297	5,297	-
12,128	12,128	-
79,014	74,796	4,218
154,378	140,554	13,823
7,009	5,607	1,402
47,355	47,355	-
95,676	172,507	(76,832)
304,417	366,023	(61,606)
1,238	1,238	-
495	495	-
1,732	1,732	-
2,746,761	2,738,368	8,393
851,723	829,331	(22,392)
39,704	38,661	(1,044)
111,482	108,551	(2,931)
85,490	83,242	(2,248)
1,088,398	1,059,784	(28,614)
4,777	4,651	(126)
34,633	33,723	(911)
23,980	23,350	(630)
63,390	61,724	(1,667)
207,884	202,419	(5,465)
3,930	3,827	(103)
16,701	16,262	(439)
140,911	137,207	(3,705)
33,905	33,024	(880)
16,125	15,701	(424)
2,853	2,778	(75)
411,217	411,217	(11,092)



FY25-26 CalOps North Bay

Monthly Cash Flow/Forecast FY26-27

Revised 6/2/25

ADA = 173.46

	Jul-26	Aug-26	Sep-26	Oct-26	Nov-26	Dec-26	Jan-27	Feb-27	Mar-27	Apr-27	May-27	Jun-27	Year-End Accruals	Annual Forecast	Prior Year Forecast	Favorable / (Unfav.)
Books and Supplies																
4100 Textbooks and Core Curricula	10,877	10,877	10,877	10,877	10,877	10,877	10,877	10,877	10,877	10,877	10,877	10,877	-	130,527	127,095	(3,432)
4200 Books and Other Materials	44	44	44	44	44	44	44	44	44	44	44	44	-	532	518	(14)
4302 School Supplies	8,127	1,241	58	270	55	(15)	139	40	39	64	64	64	18,875	29,021	28,258	(763)
4305 Software	9,143	9,143	9,143	9,143	9,143	9,143	9,143	9,143	9,143	9,143	9,143	9,143	-	109,716	106,831	(2,884)
4310 Office Expense	602	602	602	602	602	602	602	602	602	602	602	602	-	7,228	7,038	(190)
4311 Business Meals	153	153	153	153	153	153	153	153	153	153	153	153	-	1,841	1,792	(48)
4400 Noncapitalized Equipment	114	606	97	(13)	10,397	1,182	171	-	-	-	-	34,426	-	46,980	45,745	(1,235)
	29,061	22,667	20,975	21,077	31,273	21,987	21,130	20,861	20,860	20,884	20,884	55,310	18,875	325,844	317,277	(8,566)
Subagreement Services																
5102 Special Education	20,891	20,891	20,891	20,891	20,891	20,891	20,891	20,891	20,891	20,891	20,891	20,891	-	250,690	244,099	(6,591)
5103 Substitute Teacher	23	23	23	23	23	23	23	23	23	23	23	23	-	273	266	(7)
5105 Security	7	7	7	7	7	7	7	7	7	7	7	7	-	86	84	(2)
5106 Other Educational Consultants	-	-	-	-	-	-	-	-	-	-	-	-	6,650	6,650	6,475	(175)
	20,921	20,921	20,921	20,921	20,921	20,921	20,921	20,921	20,921	20,921	20,921	20,921	6,650	257,699	250,924	(6,775)
Operations and Housekeeping																
5201 Auto and Travel	1,888	1,888	1,888	1,888	1,888	1,888	1,888	1,888	1,888	1,888	1,888	1,888	-	22,652	22,056	(596)
5300 Dues & Memberships	1,733	1,733	1,733	1,733	1,733	1,733	1,733	1,733	1,733	1,733	1,733	1,733	-	20,797	20,250	(547)
5400 Insurance	573	573	573	573	573	573	573	573	573	573	573	573	-	6,870	6,690	(181)
5501 Utilities	18	18	18	18	18	18	18	18	18	18	18	18	-	221	216	(5)
5502 Janitorial Services	60	60	60	60	60	60	60	60	60	60	60	60	-	718	699	(19)
5516 Miscellaneous Expense	5	5	5	5	5	5	5	5	5	5	5	5	-	63	61	(2)
5900 Communications	2,116	2,116	2,116	2,116	2,116	2,116	2,116	2,116	2,116	2,116	2,116	2,116	-	25,392	24,724	(668)
5901 Postage and Shipping	100	100	100	100	100	100	100	100	100	100	100	100	-	1,196	1,165	(31)
	6,493	6,493	6,493	6,493	6,493	6,493	6,493	6,493	6,493	6,493	6,493	6,493	-	77,910	75,862	(2,048)
Facilities, Repairs and Other Leases																
5601 Rent	926	926	926	926	926	926	926	926	926	926	926	926	-	11,110	11,110	-
5602 Additional Rent	765	765	765	765	765	765	765	765	765	765	765	765	-	9,175	8,934	(241)
5603 Equipment Leases	49	49	49	49	49	49	49	49	49	49	49	49	-	594	578	(16)
5604 Other Leases	509	509	509	509	509	509	509	509	509	509	509	509	-	6,103	5,942	(160)
5610 Repairs and Maintenance	964	964	964	964	964	964	964	964	964	964	964	964	-	11,565	11,261	(304)
	3,212	3,212	3,212	3,212	3,212	3,212	3,212	3,212	3,212	3,212	3,212	3,212	-	38,547	37,826	(721)
Professional/Consulting Services																
5801 IT	8,225	8,225	8,225	8,225	8,225	8,225	8,225	8,225	8,225	8,225	8,225	8,225	-	98,703	96,108	(2,595)
5802 Audit & Taxes	-	-	-	477	477	477	-	-	-	-	-	-	-	1,431	1,393	(38)
5803 Legal	1,778	1,778	1,778	1,778	1,778	1,778	1,778	1,778	1,778	1,778	1,778	1,778	-	21,331	20,770	(561)
5804 Professional Development	513	513	513	513	513	513	513	513	513	513	513	513	-	6,161	5,999	(162)
5805 General Consulting	531	531	531	531	531	531	531	531	531	531	531	531	-	6,368	6,201	(167)
5806 Special Activities/Field Trips	-	-	-	-	-	-	-	4,165	4,165	4,165	-	-	-	12,494	12,165	(328)
5807 Bank Charges	6	6	6	6	6	6	6	6	6	6	6	6	-	74	72	(2)
5808 Printing	1	1	1	1	1	1	1	1	1	1	1	1	-	16	16	(0)
5809 Other taxes and fees	203	203	203	203	203	203	203	203	203	203	203	203	-	2,431	2,367	(64)
5810 Payroll Service Fee	30	30	30	30	30	30	30	30	30	30	30	30	-	356	347	(9)
5811 Management Fee	4,687	4,687	4,687	4,687	4,687	4,687	4,687	4,687	4,687	4,687	4,687	4,687	-	56,246	54,767	(1,479)
5812 District Oversight Fee	-	1,250	1,766	2,095	2,008	2,008	2,095	2,008	2,525	2,009	1,922	1,922	2,009	23,616	22,958	(658)
5814 SPED Encroachment	-	232	232	417	417	417	417	417	417	417	417	417	1,138	5,352	4,811	(541)
5815 Public Relations/Recruitment	3,145	3,145	3,145	3,145	3,145	3,145	3,145	3,145	3,145	3,145	3,145	3,145	-	37,735	36,743	(992)
	19,118	20,600	21,116	22,107	22,020	22,020	21,630	25,708	26,225	25,709	21,457	21,457	3,147	272,315	264,719	(7,597)
Depreciation																
6900 Depreciation Expense	79	79	79	79	79	79	79	79	79	79	79	79	-	951	926	(25)
	79	79	79	79	79	79	79	79	79	79	79	79	-	951	926	(25)
Interest																
	-	-	-	-	-	-	-	-	-	-	-	-	-	-	-	-
Total Expenses	208,929	204,016	202,841	203,934	214,043	204,757	210,291	212,404	209,529	207,342	203,091	237,516	28,672	2,547,365	2,480,260	(67,105)
Monthly Surplus (Deficit)	(208,826)	(71,238)	(4,654)	19,547	62,955	31,299	25,029	2,404	70,688	43,286	3,106	(28,287)	254,089	199,397	258,109	(58,712)



FY25-26 CalOps North Bay

Monthly Cash Flow/Forecast FY26-27

Revised 6/2/25

ADA = 173.46

Cash Flow Adjustments

Monthly Surplus (Deficit)

Cash flows from operating activities

Depreciation/Amortization

Public Funding Receivables

Grants and Contributions Rec.

Due To/From Related Parties

Prepaid Expenses

Other Assets

Accounts Payable

Accrued Expenses

Other Liabilities

Deferred Revenue

Cash flows from investing activities

Purchases of Prop. And Equip.

Notes Receivable

Cash flows from financing activities

Proceeds from Factoring

Payments on Factoring

Proceeds(Payments) on Debt

Total Change in Cash

Cash, Beginning of Month

Cash, End of Month

	Jul-26	Aug-26	Sep-26	Oct-26	Nov-26	Dec-26	Jan-27	Feb-27	Mar-27	Apr-27	May-27	Jun-27	Year-End Accruals	Annual Forecast	Prior Year Forecast	Favorable / (Unfav.)
Monthly Surplus (Deficit)	(208,826)	(71,238)	(4,654)	19,547	62,955	31,299	25,029	2,404	70,688	43,286	3,106	(28,287)	254,089	199,397		
Cash flows from operating activities																
Depreciation/Amortization	79	79	79	79	79	79	79	79	79	79	79	79	-	951		
Public Funding Receivables	563,685	-	40,834	-	-	27,832	44,597	-	-	-	-	-	(282,761)	394,187		
Grants and Contributions Rec.	-	-	-	-	-	-	-	-	-	-	-	-	-	-		
Due To/From Related Parties	-	-	-	-	-	-	-	-	-	-	-	-	-	-		
Prepaid Expenses	-	-	-	-	-	-	-	-	-	-	-	-	-	-		
Other Assets	-	-	-	-	-	-	-	-	-	-	-	-	-	-		
Accounts Payable	(43,147)	-	-	-	-	-	-	-	-	-	-	-	28,672	(14,475)		
Accrued Expenses	-	-	-	-	-	-	-	-	-	-	-	-	-	-		
Other Liabilities	-	-	-	-	-	-	-	-	-	-	-	-	-	-		
Deferred Revenue	-	-	-	-	-	-	-	-	-	-	-	(81,344)	-	(81,344)		
Cash flows from investing activities																
Purchases of Prop. And Equip.	-	-	-	-	-	-	-	-	-	-	-	-	-	-		
Notes Receivable	-	-	-	-	-	-	-	-	-	-	-	-	-	-		
Cash flows from financing activities																
Proceeds from Factoring	-	-	-	-	-	-	-	-	-	-	-	-	-	-		
Payments on Factoring	-	-	-	-	-	-	-	-	-	-	-	-	-	-		
Proceeds(Payments) on Debt	-	-	-	-	-	-	-	-	-	-	-	-	-	-		
Total Change in Cash	311,791	(71,159)	36,259	19,626	63,034	59,211	69,705	2,483	70,767	43,365	3,186	(109,552)				
Cash, Beginning of Month	1,396,621	1,708,413	1,637,254	1,673,513	1,693,139	1,756,173	1,815,384	1,885,088	1,887,572	1,958,339	2,001,704	2,004,890				
Cash, End of Month	1,708,413	1,637,254	1,673,513	1,693,139	1,756,173	1,815,384	1,885,088	1,887,572	1,958,339	2,001,704	2,004,890	1,895,338				



FY25-26 CalOps North Bay

Monthly Cash Flow/Forecast FY27-28

Revised 6/2/25

ADA = 173.46

	Jul-27	Aug-27	Sep-27	Oct-27	Nov-27	Dec-27	Jan-28	Feb-28	Mar-28	Apr-28	May-28	Jun-28	Year-End Accruals	Annual Forecast	Prior Year Forecast	Favorable / (Unfav.)
Revenues																
State Aid - Revenue Limit																
8011 LCFF State Aid	-	77,336	77,336	139,204	139,204	139,204	139,204	139,204	139,204	139,204	139,204	139,204	139,204	1,546,711	1,465,833	80,878
8012 Education Protection Account	-	-	-	8,673	-	-	8,673	-	-	8,673	-	-	8,673	34,692	34,692	-
8096 In Lieu of Property Taxes	-	51,664	103,329	68,886	68,886	68,886	68,886	68,886	120,550	60,275	60,275	60,275	60,275	861,073	861,073	-
	-	129,000	180,664	216,763	208,090	208,090	216,763	208,090	259,754	208,152	199,479	199,479	208,152	2,442,476	2,361,598	80,878
Federal Revenue																
8181 Special Education - Entitlement	-	-	-	-	-	-	-	-	-	-	-	-	24,037	24,037	24,037	-
8290 Title I, Part A - Basic Low Income	-	-	9,388	-	-	9,388	-	-	9,388	-	-	-	9,388	37,552	37,552	-
8291 Title II, Part A - Teacher Quality	-	-	1,324	-	-	1,324	-	-	1,324	-	-	-	1,324	5,297	5,297	-
8294 Title IV	-	-	3,032	-	-	3,032	-	-	3,032	-	-	3,032	-	12,128	12,128	-
	-	-	13,744	-	-	13,744	-	-	13,744	-	-	3,032	34,749	79,014	79,014	-
Other State Revenue																
8311 State Special Education	-	7,719	7,719	13,894	13,894	13,894	13,894	13,894	13,894	13,894	13,894	13,894	13,894	154,378	154,378	-
8550 Mandated Cost	-	-	-	-	-	7,009	-	-	-	-	-	-	240	7,248	7,009	240
8560 State Lottery	-	-	-	-	-	-	11,839	-	-	-	-	-	23,677	47,355	47,355	-
8599 Other State Revenue	-	-	-	-	29,253	-	-	-	-	11,251	-	-	4,500	45,004	95,676	(50,672)
	-	7,719	7,719	13,894	43,146	20,903	25,733	13,894	13,894	36,984	13,894	13,894	42,311	253,985	304,417	(50,432)
Other Local Revenue																
8660 Interest Revenue	103	103	103	103	103	103	103	103	103	103	103	103	-	1,238	1,238	-
8690 Other Local Revenue	-	-	-	-	-	495	-	-	-	-	-	-	-	495	495	-
	103	103	103	103	103	598	103	103	103	103	103	103	-	1,732	1,732	-
Total Revenue	103	136,822	202,231	230,760	251,339	243,335	242,599	222,087	287,496	245,239	213,476	216,508	285,212	2,777,207	2,746,761	30,446
Expenses																
Certificated Salaries																
1100 Teachers' Salaries	72,936	72,936	72,936	72,936	72,936	72,936	72,936	72,936	72,936	72,936	72,936	72,936	-	875,230	851,723	(23,508)
1175 Teachers' Extra Duty/Stipends	3,400	3,400	3,400	3,400	3,400	3,400	3,400	3,400	3,400	3,400	3,400	3,400	-	40,800	39,704	(1,096)
1200 Pupil Support Salaries	9,547	9,547	9,547	9,547	9,547	9,547	9,547	9,547	9,547	9,547	9,547	9,547	-	114,558	111,482	(3,077)
1300 Administrators' Salaries	7,321	7,321	7,321	7,321	7,321	7,321	7,321	7,321	7,321	7,321	7,321	7,321	-	87,849	85,490	(2,360)
	93,203	93,203	93,203	93,203	93,203	93,203	93,203	93,203	93,203	93,203	93,203	93,203	-	1,118,438	1,088,398	(30,040)
Classified Salaries																
2200 Support Salaries	409	409	409	409	409	409	409	409	409	409	409	409	-	4,909	4,777	(132)
2300 Classified Administrators' Salaries	2,966	2,966	2,966	2,966	2,966	2,966	2,966	2,966	2,966	2,966	2,966	2,966	-	35,589	34,633	(956)
2400 Clerical and Office Staff Salaries	2,054	2,054	2,054	2,054	2,054	2,054	2,054	2,054	2,054	2,054	2,054	2,054	-	24,642	23,980	(662)
	5,428	5,428	5,428	5,428	5,428	5,428	5,428	5,428	5,428	5,428	5,428	5,428	-	65,140	63,390	(1,750)
Benefits																
3101 STRS	17,802	17,802	17,802	17,802	17,802	17,802	17,802	17,802	17,802	17,802	17,802	17,802	-	213,622	207,884	(5,738)
3301 OASDI	337	337	337	337	337	337	337	337	337	337	337	337	-	4,039	3,930	(108)
3311 Medicare	1,430	1,430	1,430	1,430	1,430	1,430	1,430	1,430	1,430	1,430	1,430	1,430	-	17,162	16,701	(461)
3401 Health and Welfare	12,067	12,067	12,067	12,067	12,067	12,067	12,067	12,067	12,067	12,067	12,067	12,067	-	144,800	140,911	(3,889)
3501 State Unemployment	1,741	1,741	1,741	1,741	1,741	1,741	8,707	6,966	3,483	1,741	1,741	1,741	-	34,829	33,905	(924)
3601 Workers' Compensation	1,381	1,381	1,381	1,381	1,381	1,381	1,381	1,381	1,381	1,381	1,381	1,381	-	16,570	16,125	(445)
3901 Other Benefits	244	244	244	244	244	244	244	244	244	244	244	244	-	2,931	2,853	(79)
	35,002	35,002	35,002	35,002	35,002	35,002	41,968	40,226	36,743	35,002	35,002	35,002	-	433,953	422,309	(11,644)



FY25-26 CalOps North Bay

Monthly Cash Flow/Forecast FY27-28

Revised 6/2/25

ADA = 173.46

	Jul-27	Aug-27	Sep-27	Oct-27	Nov-27	Dec-27	Jan-28	Feb-28	Mar-28	Apr-28	May-28	Jun-28	Year-End Accruals	Annual Forecast	Prior Year Forecast	Favorable / (Unfav.)
Books and Supplies																
4100 Textbooks and Core Curricula	11,177	11,177	11,177	11,177	11,177	11,177	11,177	11,177	11,177	11,177	11,177	11,177	-	134,129	130,527	(3,603)
4200 Books and Other Materials	46	46	46	46	46	46	46	46	46	46	46	46	-	547	532	(15)
4302 School Supplies	8,352	1,275	60	278	57	(16)	143	42	40	65	65	65	19,396	29,822	29,021	(801)
4305 Software	9,395	9,395	9,395	9,395	9,395	9,395	9,395	9,395	9,395	9,395	9,395	9,395	-	112,744	109,716	(3,028)
4310 Office Expense	619	619	619	619	619	619	619	619	619	619	619	619	-	7,428	7,228	(199)
4311 Business Meals	158	158	158	158	158	158	158	158	158	158	158	158	-	1,891	1,841	(51)
4400 Noncapitalized Equipment	117	623	99	(13)	10,684	1,215	176	-	-	-	-	35,376	-	48,276	46,980	(1,297)
	29,863	23,293	21,554	21,659	32,136	22,594	21,714	21,436	21,435	21,460	21,460	56,836	19,396	334,837	325,844	(8,993)
Subagreement Services																
5102 Special Education	21,467	21,467	21,467	21,467	21,467	21,467	21,467	21,467	21,467	21,467	21,467	21,467	-	257,609	250,690	(6,919)
5103 Substitute Teacher	23	23	23	23	23	23	23	23	23	23	23	23	-	280	273	(8)
5105 Security	7	7	7	7	7	7	7	7	7	7	7	7	-	89	86	(2)
5106 Other Educational Consultants	-	-	-	-	-	-	-	-	-	-	-	-	6,834	6,834	6,650	(184)
	21,498	21,498	21,498	21,498	21,498	21,498	21,498	21,498	21,498	21,498	21,498	21,498	6,834	264,812	257,699	(7,112)
Operations and Housekeeping																
5201 Auto and Travel	1,940	1,940	1,940	1,940	1,940	1,940	1,940	1,940	1,940	1,940	1,940	1,940	-	23,277	22,652	(625)
5300 Dues & Memberships	1,781	1,781	1,781	1,781	1,781	1,781	1,781	1,781	1,781	1,781	1,781	1,781	-	21,371	20,797	(574)
5400 Insurance	588	588	588	588	588	588	588	588	588	588	588	588	-	7,060	6,870	(190)
5501 Utilities	19	19	19	19	19	19	19	19	19	19	19	19	-	228	221	(6)
5502 Janitorial Services	61	61	61	61	61	61	61	61	61	61	61	61	-	738	718	(20)
5516 Miscellaneous Expense	5	5	5	5	5	5	5	5	5	5	5	5	-	65	63	(2)
5900 Communications	2,174	2,174	2,174	2,174	2,174	2,174	2,174	2,174	2,174	2,174	2,174	2,174	-	26,093	25,392	(701)
5901 Postage and Shipping	102	102	102	102	102	102	102	102	102	102	102	102	-	1,229	1,196	(33)
	6,672	6,672	6,672	6,672	6,672	6,672	6,672	6,672	6,672	6,672	6,672	6,672	-	80,061	77,910	(2,150)
Facilities, Repairs and Other Leases																
5601 Rent	926	926	926	926	926	926	926	926	926	926	926	926	-	11,110	11,110	-
5602 Additional Rent	786	786	786	786	786	786	786	786	786	786	786	786	-	9,428	9,175	(253)
5603 Equipment Leases	51	51	51	51	51	51	51	51	51	51	51	51	-	610	594	(16)
5604 Other Leases	523	523	523	523	523	523	523	523	523	523	523	523	-	6,271	6,103	(168)
5610 Repairs and Maintenance	990	990	990	990	990	990	990	990	990	990	990	990	-	11,884	11,565	(319)
	3,275	3,275	3,275	3,275	3,275	3,275	3,275	3,275	3,275	3,275	3,275	3,275	-	39,304	38,547	(757)
Professional/Consulting Services																
5801 IT	8,452	8,452	8,452	8,452	8,452	8,452	8,452	8,452	8,452	8,452	8,452	8,452	-	101,427	98,703	(2,724)
5802 Audit & Taxes	-	-	-	490	490	490	-	-	-	-	-	-	-	1,471	1,431	(39)
5803 Legal	1,827	1,827	1,827	1,827	1,827	1,827	1,827	1,827	1,827	1,827	1,827	1,827	-	21,920	21,331	(589)
5804 Professional Development	528	528	528	528	528	528	528	528	528	528	528	528	-	6,331	6,161	(170)
5805 General Consulting	545	545	545	545	545	545	545	545	545	545	545	545	-	6,544	6,368	(176)
5806 Special Activities/Field Trips	-	-	-	-	-	-	-	4,280	4,280	4,280	-	-	-	12,839	12,494	(345)
5807 Bank Charges	6	6	6	6	6	6	6	6	6	6	6	6	-	76	74	(2)
5808 Printing	1	1	1	1	1	1	1	1	1	1	1	1	-	17	16	(0)
5809 Other taxes and fees	208	208	208	208	208	208	208	208	208	208	208	208	-	2,498	2,431	(67)
5810 Payroll Service Fee	31	31	31	31	31	31	31	31	31	31	31	31	-	366	356	(10)
5811 Management Fee	4,817	4,817	4,817	4,817	4,817	4,817	4,817	4,817	4,817	4,817	4,817	4,817	-	57,798	56,246	(1,552)
5812 District Oversight Fee	-	1,290	1,807	2,168	2,081	2,081	2,168	2,081	2,598	2,082	1,995	1,995	2,082	24,425	23,616	(809)
5814 SPED Encroachment	-	232	232	417	417	417	417	417	417	417	417	417	1,138	5,352	5,352	-
5815 Public Relations/Recruitment	3,231	3,231	3,231	3,231	3,231	3,231	3,231	3,231	3,231	3,231	3,231	3,231	-	38,777	37,735	(1,041)
	19,646	21,168	21,684	22,721	22,634	22,634	22,231	26,423	26,940	26,424	22,058	22,058	3,219	279,840	272,315	(7,525)
Depreciation																
6900 Depreciation Expense	81	81	81	81	81	81	81	81	81	81	81	81	-	978	951	(26)
	81	81	81	81	81	81	81	81	81	81	81	81	-	978	951	(26)
Interest																
	-	-	-	-	-	-	-	-	-	-	-	-	-	-	-	-
Total Expenses	214,670	209,620	208,398	209,540	219,930	210,388	216,070	218,244	215,277	213,044	208,678	244,054	29,449	2,617,363	2,547,365	(69,998)
Monthly Surplus (Deficit)	(214,566)	(72,798)	(6,167)	21,220	31,409	32,947	26,529	3,843	72,219	32,194	4,798	(27,546)	255,763	159,844	199,397	(39,553)



FY25-26 CalOps North Bay

Monthly Cash Flow/Forecast FY27-28

Revised 6/2/25

ADA = 173.46

Cash Flow Adjustments

Monthly Surplus (Deficit)

Cash flows from operating activities

Depreciation/Amortization

Public Funding Receivables

Grants and Contributions Rec.

Due To/From Related Parties

Prepaid Expenses

Other Assets

Accounts Payable

Accrued Expenses

Other Liabilities

Deferred Revenue

Cash flows from investing activities

Purchases of Prop. And Equip.

Notes Receivable

Cash flows from financing activities

Proceeds from Factoring

Payments on Factoring

Proceeds(Payments) on Debt

Total Change in Cash

Cash, Beginning of Month

Cash, End of Month

	Jul-27	Aug-27	Sep-27	Oct-27	Nov-27	Dec-27	Jan-28	Feb-28	Mar-28	Apr-28	May-28	Jun-28	Year-End Accruals	Annual Forecast	Prior Year Forecast	Favorable / (Unfav.)
Monthly Surplus (Deficit)	(214,566)	(72,798)	(6,167)	21,220	31,409	32,947	26,529	3,843	72,219	32,194	4,798	(27,546)	255,763	159,844		
Cash flows from operating activities																
Depreciation/Amortization	81	81	81	81	81	81	81	81	81	81	81	81	-	978		
Public Funding Receivables	200,873	-	23,677	-	-	-	58,210	-	-	-	-	-	(285,212)	(2,452)		
Grants and Contributions Rec.	-	-	-	-	-	-	-	-	-	-	-	-	-	-		
Due To/From Related Parties	-	-	-	-	-	-	-	-	-	-	-	-	-	-		
Prepaid Expenses	-	-	-	-	-	-	-	-	-	-	-	-	-	-		
Other Assets	-	-	-	-	-	-	-	-	-	-	-	-	-	-		
Accounts Payable	(28,672)	-	-	-	-	-	-	-	-	-	-	-	29,449	777		
Accrued Expenses	-	-	-	-	-	-	-	-	-	-	-	-	-	-		
Other Liabilities	-	-	-	-	-	-	-	-	-	-	-	-	-	-		
Deferred Revenue	-	-	-	-	-	-	-	-	-	-	-	(30,672)	-	(30,672)		
Cash flows from investing activities																
Purchases of Prop. And Equip.	-	-	-	-	-	-	-	-	-	-	-	-	-	-		
Notes Receivable	-	-	-	-	-	-	-	-	-	-	-	-	-	-		
Cash flows from financing activities																
Proceeds from Factoring	-	-	-	-	-	-	-	-	-	-	-	-	-	-		
Payments on Factoring	-	-	-	-	-	-	-	-	-	-	-	-	-	-		
Proceeds(Payments) on Debt	-	-	-	-	-	-	-	-	-	-	-	-	-	-		
Total Change in Cash	(42,284)	(72,717)	17,591	21,301	31,491	33,028	84,821	3,924	72,300	32,276	4,880	(58,136)				
Cash, Beginning of Month	1,895,338	1,853,054	1,780,337	1,797,928	1,819,230	1,850,721	1,883,749	1,968,569	1,972,494	2,044,794	2,077,070	2,081,949				
Cash, End of Month	1,853,054	1,780,337	1,797,928	1,819,230	1,850,721	1,883,749	1,968,569	1,972,494	2,044,794	2,077,070	2,081,949	2,023,813				



FY25-26 CalOps Monterey Bay

Monthly Cash Flow/Budget FY25-26

Revised 6/2/25

Actuals Through:

ADA = 538.02

	Jul-25	Aug-25	Sep-25	Oct-25	Nov-25	Dec-25	Jan-26	Feb-26	Mar-26	Apr-26	May-26	Jun-26	Year-End Accruals	Annual Budget	Original Budget Total	Favorable / (Unfav.)
ADA = 538.02																
Revenues																
State Aid - Revenue Limit																
8011 LCFE State Aid	-	126,132	126,132	227,038	227,038	227,038	227,038	227,038	227,038	227,038	227,038	227,038	754,818	3,050,425	3,050,425	-
8012 Education Protection Account	-	-	22,246	-	-	22,246	-	-	22,246	-	-	-	40,866	107,604	107,604	-
8096 In Lieu of Property Taxes	-	189,308	378,616	252,411	252,411	252,411	252,411	252,411	441,719	220,860	220,860	220,860	881,076	3,815,353	3,815,353	-
	-	315,440	526,995	479,449	479,449	501,695	479,449	479,449	691,003	447,898	447,898	447,898	1,676,760	6,973,382	6,973,382	-
Federal Revenue																
8181 Special Education - Entitlement	-	-	-	-	-	-	-	-	-	-	-	-	61,653	61,653	61,653	-
	-	-	-	-	-	-	-	-	-	-	-	-	61,653	61,653	61,653	-
Other State Revenue																
8311 State Special Education	-	24,920	24,920	44,857	44,857	44,857	44,857	44,857	44,857	44,857	44,857	44,857	44,857	498,407	498,407	-
8550 Mandated Cost	-	-	-	-	-	17,579	-	-	-	-	-	-	-	17,579	17,579	-
8560 State Lottery	-	-	-	-	-	-	30,366	-	-	30,366	-	-	-	86,148	146,879	-
8599 Other State Revenue	-	2,223	2,223	23,564	4,001	4,001	23,564	4,001	4,001	23,564	4,001	4,001	23,564	122,704	122,704	-
	-	27,143	27,143	68,420	48,857	66,436	98,786	48,857	48,857	98,786	48,857	48,857	154,568	785,569	785,569	-
Other Local Revenue																
8660 Interest Revenue	1,160	1,160	1,160	1,160	1,160	1,160	1,160	1,160	1,160	1,160	1,160	1,160	-	13,922	13,922	-
8690 Other Local Revenue	-	-	-	-	-	-	-	-	-	-	-	-	1,692	1,692	1,692	-
	1,160	1,160	1,160	1,160	1,160	2,852	1,160	1,160	1,160	1,160	1,160	1,160	-	15,614	15,614	-
Total Revenue	1,160	343,744	555,298	549,029	529,467	570,983	579,395	529,467	741,021	547,844	497,915	497,915	1,892,981	7,836,218	7,836,218	-
Expenses																
Certificated Salaries																
1100 Teachers' Salaries	214,997	214,997	214,997	214,997	214,997	214,997	214,997	214,997	214,997	214,997	214,997	214,997	-	2,579,960	2,579,960	-
1175 Teachers' Extra Duty/Stipends	10,022	10,022	10,022	10,022	10,022	10,022	10,022	10,022	10,022	10,022	10,022	10,022	-	120,269	120,269	-
1200 Pupil Support Salaries	28,141	28,141	28,141	28,141	28,141	28,141	28,141	28,141	28,141	28,141	28,141	28,141	-	337,690	337,690	-
1300 Administrators' Salaries	21,580	21,580	21,580	21,580	21,580	21,580	21,580	21,580	21,580	21,580	21,580	21,580	-	258,958	258,958	-
	274,740	274,740	274,740	274,740	274,740	274,740	274,740	274,740	274,740	274,740	274,740	274,740	-	3,296,876	3,296,876	-
Classified Salaries																
2200 Support Salaries	1,206	1,206	1,206	1,206	1,206	1,206	1,206	1,206	1,206	1,206	1,206	1,206	-	14,470	14,470	-
2300 Classified Administrators' Salaries	8,742	8,742	8,742	8,742	8,742	8,742	8,742	8,742	8,742	8,742	8,742	8,742	-	104,908	104,908	-
2400 Clerical and Office Staff Salaries	6,053	6,053	6,053	6,053	6,053	6,053	6,053	6,053	6,053	6,053	6,053	6,053	-	72,639	72,639	-
	16,001	16,001	16,001	16,001	16,001	16,001	16,001	16,001	16,001	16,001	16,001	16,001	-	192,017	192,017	-
Benefits																
3101 STRS	52,475	52,475	52,475	52,475	52,475	52,475	52,475	52,475	52,475	52,475	52,475	52,475	-	629,703	629,703	-
3301 OASDI	992	992	992	992	992	992	992	992	992	992	992	992	-	11,905	11,905	-
3311 Medicare	4,216	4,216	4,216	4,216	4,216	4,216	4,216	4,216	4,216	4,216	4,216	4,216	-	50,589	50,589	-
3401 Health and Welfare	35,570	35,570	35,570	35,570	35,570	35,570	35,570	35,570	35,570	35,570	35,570	35,570	-	426,835	426,835	-
3501 State Unemployment	4,791	4,791	4,791	4,791	4,791	4,791	23,955	19,164	9,582	4,791	4,791	4,791	-	95,818	95,818	-
3601 Workers' Compensation	4,070	4,070	4,070	4,070	4,070	4,070	4,070	4,070	4,070	4,070	4,070	4,070	-	48,844	48,844	-
3901 Other Benefits	720	720	720	720	720	720	720	720	720	720	720	720	-	8,641	8,641	-
	102,834	102,834	102,834	102,834	102,834	102,834	121,998	117,207	107,625	102,834	102,834	102,834	-	1,272,336	1,272,336	-



FY25-26 CalOps Monterey Bay

Monthly Cash Flow/Budget FY25-26

Revised 6/2/25

Actuals Through:

ADA = 538.02

		Jul-25	Aug-25	Sep-25	Oct-25	Nov-25	Dec-25	Jan-26	Feb-26	Mar-26	Apr-26	May-26	Jun-26	Year-End Accruals	Annual Budget	Original Budget Total	Favorable / (Unfav.)
Books and Supplies																	
4100	Textbooks and Core Curricula	32,948	32,948	32,948	32,948	32,948	32,948	32,948	32,948	32,948	32,948	32,948	32,948	-	395,380	395,380	-
4200	Books and Other Materials	134	134	134	134	134	134	134	134	134	134	134	134	-	1,612	1,612	-
4302	School Supplies	25,533	318	182	848	183	(53)	141	309	301	433	433	433	58,848	87,907	87,907	-
4305	Software	27,695	27,695	27,695	27,695	27,695	27,695	27,695	27,695	27,695	27,695	27,695	27,695	-	332,341	332,341	-
4310	Office Expense	1,825	1,825	1,825	1,825	1,825	1,825	1,825	1,825	1,825	1,825	1,825	1,825	-	21,894	21,894	-
4311	Business Meals	465	465	465	465	465	465	465	465	465	465	465	465	-	5,575	5,575	-
4400	Noncapitalized Equipment	351	1,852	296	(43)	33,680	3,637	518	-	-	-	-	102,017	-	142,307	142,307	-
		88,951	65,237	63,545	63,872	96,930	66,650	63,725	63,376	63,368	63,500	63,500	165,516	58,848	987,016	987,016	-
Subagreement Services																	
5102	Special Education	63,280	63,280	63,280	63,280	63,280	63,280	63,280	63,280	63,280	63,280	63,280	63,280	-	759,366	759,366	-
5103	Substitute Teacher	69	69	69	69	69	69	69	69	69	69	69	69	-	827	827	-
5105	Security	22	22	22	22	22	22	22	22	22	22	22	22	-	262	262	-
5106	Other Educational Consultants	-	-	-	-	-	-	-	-	-	-	-	-	20,144	20,144	20,144	-
		63,371	63,371	63,371	63,371	63,371	63,371	63,371	63,371	63,371	63,371	63,371	63,371	20,144	780,599	780,599	-
Operations and Housekeeping																	
5201	Auto and Travel	5,718	5,718	5,718	5,718	5,718	5,718	5,718	5,718	5,718	5,718	5,718	5,718	-	68,615	68,615	-
5300	Dues & Memberships	5,250	5,250	5,250	5,250	5,250	5,250	5,250	5,250	5,250	5,250	5,250	5,250	-	62,997	62,997	-
5400	Insurance	1,734	1,734	1,734	1,734	1,734	1,734	1,734	1,734	1,734	1,734	1,734	1,734	-	20,811	20,811	-
5501	Utilities	56	56	56	56	56	56	56	56	56	56	56	56	-	671	671	-
5502	Janitorial Services	181	181	181	181	181	181	181	181	181	181	181	181	-	2,174	2,174	-
5516	Miscellaneous Expense	16	16	16	16	16	16	16	16	16	16	16	16	-	191	191	-
5900	Communications	6,410	6,410	6,410	6,410	6,410	6,410	6,410	6,410	6,410	6,410	6,410	6,410	-	76,915	76,915	-
5901	Postage and Shipping	302	302	302	302	302	302	302	302	302	302	302	302	-	3,624	3,624	-
		19,667	19,667	19,667	19,667	19,667	19,667	19,667	19,667	19,667	19,667	19,667	19,667	-	235,998	235,998	-
Facilities, Repairs and Other Leases																	
5601	Rent	2,880	2,880	2,880	2,880	2,880	2,880	2,880	2,880	2,880	2,880	2,880	2,880	-	34,562	34,562	-
5602	Additional Rent	2,316	2,316	2,316	2,316	2,316	2,316	2,316	2,316	2,316	2,316	2,316	2,316	-	27,793	27,793	-
5603	Equipment Leases	150	150	150	150	150	150	150	150	150	150	150	150	-	1,799	1,799	-
5604	Other Leases	1,540	1,540	1,540	1,540	1,540	1,540	1,540	1,540	1,540	1,540	1,540	1,540	-	18,486	18,486	-
5610	Repairs and Maintenance	2,919	2,919	2,919	2,919	2,919	2,919	2,919	2,919	2,919	2,919	2,919	2,919	-	35,032	35,032	-
		9,806	9,806	9,806	9,806	9,806	9,806	9,806	9,806	9,806	9,806	9,806	9,806	-	117,671	117,671	-
Professional/Consulting Services																	
5801	IT	24,915	24,915	24,915	24,915	24,915	24,915	24,915	24,915	24,915	24,915	24,915	24,915	-	298,981	298,981	-
5802	Audit & Taxes	-	-	-	1,445	1,445	1,445	-	-	-	-	-	-	-	4,335	4,335	-
5803	Legal	5,385	5,385	5,385	5,385	5,385	5,385	5,385	5,385	5,385	5,385	5,385	5,385	-	64,615	64,615	-
5804	Professional Development	1,555	1,555	1,555	1,555	1,555	1,555	1,555	1,555	1,555	1,555	1,555	1,555	-	18,663	18,663	-
5805	General Consulting	1,608	1,608	1,608	1,608	1,608	1,608	1,608	1,608	1,608	1,608	1,608	1,608	-	19,291	19,291	-
5806	Special Activities/Field Trips	-	162	-	792	75	-	5	187	182	262	262	262	35,655	37,845	37,845	-
5807	Bank Charges	19	19	19	19	19	19	19	19	19	19	19	19	-	224	224	-
5808	Printing	4	4	4	4	4	4	4	4	4	4	4	4	-	49	49	-
5809	Other taxes and fees	614	614	614	614	614	614	614	614	614	614	614	614	-	7,363	7,363	-
5810	Payroll Service Fee	90	90	90	90	90	90	90	90	90	90	90	90	-	1,079	1,079	-
5811	Management Fee	13,060	13,060	13,060	13,060	13,060	13,060	13,060	13,060	13,060	13,060	13,060	13,060	-	156,724	156,724	-
5812	District Oversight Fee	-	3,154	5,270	4,794	4,794	5,017	4,794	4,794	6,910	4,479	4,479	4,479	16,768	69,734	69,734	-
5814	SPED Encroachment	-	748	748	1,346	1,346	1,346	1,346	1,346	1,346	1,346	1,346	1,346	3,195	16,802	16,802	-
5815	Public Relations/Recruitment	9,525	9,525	9,525	9,525	9,525	9,525	9,525	9,525	9,525	9,525	9,525	9,525	-	114,304	114,304	-
		56,774	60,838	62,792	65,152	64,434	64,582	62,920	63,102	65,212	62,861	62,861	62,861	55,618	810,008	810,008	-
Depreciation																	
6900	Depreciation Expense	240	240	240	240	240	240	240	240	240	240	240	240	-	2,882	2,882	-
		240	240	240	240	240	240	240	240	240	240	240	240	-	2,882	2,882	-
Interest																	
		-	-	-	-	-	-	-	-	-	-	-	-	-	-	-	-
Total Expenses		632,384	612,734	612,996	615,683	648,023	617,891	632,467	627,510	620,030	613,020	613,020	715,036	134,610	7,695,404	7,695,404	-
Monthly Surplus (Deficit)		(631,224)	(268,991)	(57,698)	(66,654)	(118,556)	(46,908)	(53,072)	(98,043)	120,991	(65,176)	(115,105)	(217,121)	1,758,371	140,814	140,814	1.8%



FY25-26 CalOps Monterey Bay

Monthly Cash Flow/Budget FY25-26

Revised 6/2/25

Actuals Through:

ADA = 538.02

	Jul-25	Aug-25	Sep-25	Oct-25	Nov-25	Dec-25	Jan-26	Feb-26	Mar-26	Apr-26	May-26	Jun-26	Year-End Accruals	Annual Budget	Original Budget Total	Favorable / (Unfav.)
Cash Flow Adjustments																
Monthly Surplus (Deficit)	(631,224)	(268,991)	(57,698)	(66,654)	(118,556)	(46,908)	(53,072)	(98,043)	120,991	(65,176)	(115,105)	(217,121)	1,758,371	140,814	Cert. 66.4%	Instr. 80.0%
Cash flows from operating activities															2,069,694	(2,653)
Depreciation/Amortization	240	240	240	240	240	240	240	240	240	240	240	240	-	2,882		
Public Funding Receivables	809,513	-	-	253,794	-	-	338,656	-	-	-	-	-	(1,892,981)	(491,019)		
Grants and Contributions Rec.	-	-	-	-	-	-	-	-	-	-	-	-	-	-		
Due To/From Related Parties	-	-	-	-	-	-	-	-	-	-	-	-	-	-		
Prepaid Expenses	-	-	-	-	-	-	-	-	-	-	-	-	-	-		
Other Assets	-	-	-	-	-	-	-	-	-	-	-	-	-	-		
Accounts Payable	(112,651)	-	-	-	-	-	-	-	-	-	-	-	134,610	21,959		Pupil:Teacher Ratio 1.17
Accrued Expenses	-	-	-	-	-	-	-	-	-	-	-	-	-	-		
Other Liabilities	-	-	-	-	-	-	-	-	-	-	-	-	-	-		
Deferred Revenue	-	-	-	-	-	-	-	-	-	-	-	(78,251)	-	(78,251)		
Cash flows from investing activities																
Purchases of Prop. And Equip.	-	-	-	-	-	-	-	-	-	-	-	-	-	-		
Notes Receivable	-	-	-	-	-	-	-	-	-	-	-	-	-	-		
Cash flows from financing activities																
Proceeds from Factoring	-	-	-	-	-	-	-	-	-	-	-	-	-	-		
Payments on Factoring	-	-	-	-	-	-	-	-	-	-	-	-	-	-		
Proceeds(Payments) on Debt	-	-	-	-	-	-	-	-	-	-	-	-	-	-		
Total Change in Cash	65,878	(268,750)	(57,458)	187,381	(118,316)	(46,668)	285,824	(97,803)	121,231	(64,936)	(114,865)	(295,132)				
Cash, Beginning of Month	3,686,752	3,752,630	3,483,880	3,426,422	3,613,802	3,495,486	3,448,818	3,734,642	3,636,839	3,758,070	3,693,134	3,578,269				
Cash, End of Month	3,752,630	3,483,880	3,426,422	3,613,802	3,495,486	3,448,818	3,734,642	3,636,839	3,758,070	3,693,134	3,578,269	3,283,137				



FY25-26 CalOps Monterey Bay

Monthly Cash Flow/Forecast FY26-27

Revised 6/2/25

ADA = 538.02

Revenues

State Aid - Revenue Limit

	Jul-26	Aug-26	Sep-26	Oct-26	Nov-26	Dec-26	Jan-27	Feb-27	Mar-27	Apr-27	May-27	Jun-27	Year-End Accruals
8011 LCFF State Aid	-	162,822	162,822	293,079	293,079	293,079	293,079	293,079	293,079	293,079	293,079	293,079	293,079
8012 Education Protection Account	-	-	-	26,901	-	-	26,901	-	-	26,901	-	-	26,901
8096 In Lieu of Property Taxes	-	228,921	457,842	305,228	305,228	305,228	305,228	305,228	534,149	267,075	267,075	267,075	267,075
	-	391,743	620,664	625,209	598,308	598,308	625,209	598,308	827,229	587,055	560,154	560,154	587,055

Federal Revenue

8181 Special Education - Entitlement	-	-	-	-	-	-	-	-	-	-	-	-	74,554
	-	-	-	-	-	-	-	-	-	-	-	-	74,554

Other State Revenue

8311 State Special Education	-	23,942	23,942	43,095	43,095	43,095	43,095	43,095	43,095	43,095	43,095	43,095	43,095
8550 Mandated Cost	-	-	-	-	-	21,895	-	-	-	-	-	-	-
8560 State Lottery	-	-	-	-	-	-	36,720	-	-	36,720	-	-	73,440
8599 Other State Revenue	-	-	-	-	72,284	-	-	-	-	27,802	-	-	11,121
	-	23,942	23,942	43,095	115,379	64,990	79,815	43,095	43,095	107,616	43,095	43,095	127,655

Other Local Revenue

8660 Interest Revenue	1,160	1,160	1,160	1,160	1,160	1,160	1,160	1,160	1,160	1,160	1,160	1,160	-
8690 Other Local Revenue	-	-	-	-	-	1,692	-	-	-	-	-	-	-
	1,160	1,160	1,160	1,160	1,160	2,852	1,160	1,160	1,160	1,160	1,160	1,160	-

Total Revenue

	1,160	416,845	645,766	669,464	714,847	666,150	706,184	642,563	871,484	695,832	604,409	604,409	789,265
--	-------	---------	---------	---------	---------	---------	---------	---------	---------	---------	---------	---------	---------

Expenses

Certificated Salaries

1100 Teachers' Salaries	220,802	220,802	220,802	220,802	220,802	220,802	220,802	220,802	220,802	220,802	220,802	220,802	-
1175 Teachers' Extra Duty/Stipends	10,293	10,293	10,293	10,293	10,293	10,293	10,293	10,293	10,293	10,293	10,293	10,293	-
1200 Pupil Support Salaries	28,901	28,901	28,901	28,901	28,901	28,901	28,901	28,901	28,901	28,901	28,901	28,901	-
1300 Administrators' Salaries	22,162	22,162	22,162	22,162	22,162	22,162	22,162	22,162	22,162	22,162	22,162	22,162	-
	282,158	282,158	282,158	282,158	282,158	282,158	282,158	282,158	282,158	282,158	282,158	282,158	-

Classified Salaries

2200 Support Salaries	1,238	1,238	1,238	1,238	1,238	1,238	1,238	1,238	1,238	1,238	1,238	1,238	-
2300 Classified Administrators' Salaries	8,978	8,978	8,978	8,978	8,978	8,978	8,978	8,978	8,978	8,978	8,978	8,978	-
2400 Clerical and Office Staff Salaries	6,217	6,217	6,217	6,217	6,217	6,217	6,217	6,217	6,217	6,217	6,217	6,217	-
	16,433	16,433	16,433	16,433	16,433	16,433	16,433	16,433	16,433	16,433	16,433	16,433	-

Benefits

3101 STRS	53,892	53,892	53,892	53,892	53,892	53,892	53,892	53,892	53,892	53,892	53,892	53,892	-
3301 OASDI	1,019	1,019	1,019	1,019	1,019	1,019	1,019	1,019	1,019	1,019	1,019	1,019	-
3311 Medicare	4,330	4,330	4,330	4,330	4,330	4,330	4,330	4,330	4,330	4,330	4,330	4,330	-
3401 Health and Welfare	36,530	36,530	36,530	36,530	36,530	36,530	36,530	36,530	36,530	36,530	36,530	36,530	-
3501 State Unemployment	4,893	4,893	4,893	4,893	4,893	4,893	24,465	19,572	9,786	4,893	4,893	4,893	-
3601 Workers' Compensation	4,180	4,180	4,180	4,180	4,180	4,180	4,180	4,180	4,180	4,180	4,180	4,180	-
3901 Other Benefits	740	740	740	740	740	740	740	740	740	740	740	740	-
	105,583	105,583	105,583	105,583	105,583	105,583	125,155	120,262	110,476	105,583	105,583	105,583	-

Annual Forecast	Prior Year Forecast	Favorable / (Unfav.)
ADA = 538.02		
3,256,437	3,050,425	206,012
107,604	107,604	-
3,815,353	3,815,353	-
7,179,394	6,973,382	206,012
74,554	61,653	12,901
74,554	61,653	12,901
478,832	498,407	(19,574)
21,895	17,579	4,316
146,879	146,879	-
111,206	122,704	(11,498)
758,814	785,569	(26,755)
13,922	13,922	-
1,692	1,692	-
15,614	15,614	-
8,028,375	7,836,218	192,158
2,649,619	2,579,960	(69,659)
123,516	120,269	(3,247)
346,807	337,690	(9,118)
265,950	258,958	(6,992)
3,385,892	3,296,876	(89,016)
14,860	14,470	(391)
107,740	104,908	(2,833)
74,601	72,639	(1,961)
197,201	192,017	(5,184)
646,705	629,703	(17,002)
12,226	11,905	(321)
51,955	50,589	(1,366)
438,360	426,835	(11,525)
97,899	95,818	(2,041)
50,163	48,844	(1,319)
8,874	8,641	(233)
1,306,143	1,272,336	(33,807)



FY25-26 CalOps Monterey Bay

Monthly Cash Flow/Forecast FY26-27

Revised 6/2/25

ADA = 538.02

	Jul-26	Aug-26	Sep-26	Oct-26	Nov-26	Dec-26	Jan-27	Feb-27	Mar-27	Apr-27	May-27	Jun-27	Year-End Accruals	Annual Forecast	Prior Year Forecast	Favorable / (Unfav.)
Books and Supplies																
4100 Textbooks and Core Curricula	33,838	33,838	33,838	33,838	33,838	33,838	33,838	33,838	33,838	33,838	33,838	33,838	-	406,055	395,380	(10,675)
4200 Books and Other Materials	138	138	138	138	138	138	138	138	138	138	138	138	-	1,655	1,612	(44)
4302 School Supplies	26,222	327	187	871	188	(55)	144	318	309	444	444	444	60,437	90,281	87,907	(2,373)
4305 Software	28,443	28,443	28,443	28,443	28,443	28,443	28,443	28,443	28,443	28,443	28,443	28,443	-	341,314	332,341	(8,973)
4310 Office Expense	1,874	1,874	1,874	1,874	1,874	1,874	1,874	1,874	1,874	1,874	1,874	1,874	-	22,486	21,894	(591)
4311 Business Meals	477	477	477	477	477	477	477	477	477	477	477	477	-	5,726	5,575	(151)
4400 Noncapitalized Equipment	360	1,902	304	(44)	34,589	3,735	532	-	-	-	-	104,771	-	146,149	142,307	(3,842)
	91,352	66,998	65,261	65,597	99,547	68,450	65,446	65,087	65,079	65,214	65,214	169,985	60,437	1,013,666	987,016	(26,649)
Subagreement Services																
5102 Special Education	64,989	64,989	64,989	64,989	64,989	64,989	64,989	64,989	64,989	64,989	64,989	64,989	-	779,869	759,366	(20,503)
5103 Substitute Teacher	71	71	71	71	71	71	71	71	71	71	71	71	-	849	827	(22)
5105 Security	22	22	22	22	22	22	22	22	22	22	22	22	-	269	262	(7)
5106 Other Educational Consultants	-	-	-	-	-	-	-	-	-	-	-	-	20,688	20,688	20,144	(544)
	65,082	65,082	65,082	65,082	65,082	65,082	65,082	65,082	65,082	65,082	65,082	65,082	20,688	801,675	780,599	(21,076)
Operations and Housekeeping																
5201 Auto and Travel	5,872	5,872	5,872	5,872	5,872	5,872	5,872	5,872	5,872	5,872	5,872	5,872	-	70,468	68,615	(1,853)
5300 Dues & Memberships	5,391	5,391	5,391	5,391	5,391	5,391	5,391	5,391	5,391	5,391	5,391	5,391	-	64,698	62,997	(1,701)
5400 Insurance	1,781	1,781	1,781	1,781	1,781	1,781	1,781	1,781	1,781	1,781	1,781	1,781	-	21,373	20,811	(562)
5501 Utilities	57	57	57	57	57	57	57	57	57	57	57	57	-	689	671	(18)
5502 Janitorial Services	186	186	186	186	186	186	186	186	186	186	186	186	-	2,233	2,174	(59)
5516 Miscellaneous Expense	16	16	16	16	16	16	16	16	16	16	16	16	-	196	191	(5)
5900 Communications	6,583	6,583	6,583	6,583	6,583	6,583	6,583	6,583	6,583	6,583	6,583	6,583	-	78,992	76,915	(2,077)
5901 Postage and Shipping	310	310	310	310	310	310	310	310	310	310	310	310	-	3,722	3,624	(98)
	20,198	20,198	20,198	20,198	20,198	20,198	20,198	20,198	20,198	20,198	20,198	20,198	-	242,370	235,998	(6,372)
Facilities, Repairs and Other Leases																
5601 Rent	2,880	2,880	2,880	2,880	2,880	2,880	2,880	2,880	2,880	2,880	2,880	2,880	-	34,562	34,562	-
5602 Additional Rent	2,379	2,379	2,379	2,379	2,379	2,379	2,379	2,379	2,379	2,379	2,379	2,379	-	28,543	27,793	(750)
5603 Equipment Leases	154	154	154	154	154	154	154	154	154	154	154	154	-	1,848	1,799	(49)
5604 Other Leases	1,582	1,582	1,582	1,582	1,582	1,582	1,582	1,582	1,582	1,582	1,582	1,582	-	18,985	18,486	(499)
5610 Repairs and Maintenance	2,998	2,998	2,998	2,998	2,998	2,998	2,998	2,998	2,998	2,998	2,998	2,998	-	35,977	35,032	(946)
	9,993	9,993	9,993	9,993	9,993	9,993	9,993	9,993	9,993	9,993	9,993	9,993	-	119,915	117,671	(2,244)
Professional/Consulting Services																
5801 IT	25,588	25,588	25,588	25,588	25,588	25,588	25,588	25,588	25,588	25,588	25,588	25,588	-	307,053	298,981	(8,072)
5802 Audit & Taxes	-	-	-	1,484	1,484	1,484	-	-	-	-	-	-	-	4,452	4,335	(117)
5803 Legal	5,530	5,530	5,530	5,530	5,530	5,530	5,530	5,530	5,530	5,530	5,530	5,530	-	66,359	64,615	(1,745)
5804 Professional Development	1,597	1,597	1,597	1,597	1,597	1,597	1,597	1,597	1,597	1,597	1,597	1,597	-	19,167	18,663	(504)
5805 General Consulting	1,651	1,651	1,651	1,651	1,651	1,651	1,651	1,651	1,651	1,651	1,651	1,651	-	19,811	19,291	(521)
5806 Special Activities/Field Trips	-	-	-	-	-	-	-	12,956	12,956	12,956	-	-	-	38,867	37,845	(1,022)
5807 Bank Charges	19	19	19	19	19	19	19	19	19	19	19	19	-	230	224	(6)
5808 Printing	4	4	4	4	4	4	4	4	4	4	4	4	-	51	49	(1)
5809 Other taxes and fees	630	630	630	630	630	630	630	630	630	630	630	630	-	7,562	7,363	(199)
5810 Payroll Service Fee	92	92	92	92	92	92	92	92	92	92	92	92	-	1,108	1,079	(29)
5811 Management Fee	13,413	13,413	13,413	13,413	13,413	13,413	13,413	13,413	13,413	13,413	13,413	13,413	-	160,956	156,724	(4,232)
5812 District Oversight Fee	-	3,917	6,207	6,252	5,983	5,983	6,252	5,983	8,272	5,871	5,602	5,602	5,871	71,794	69,734	(2,060)
5814 SPED Encroachment	-	718	718	1,293	1,293	1,293	1,293	1,293	1,293	1,293	1,293	1,293	3,529	16,602	16,802	200
5815 Public Relations/Recruitment	9,783	9,783	9,783	9,783	9,783	9,783	9,783	9,783	9,783	9,783	9,783	9,783	-	117,390	114,304	(3,086)
	58,307	62,943	65,232	67,336	67,067	67,067	65,852	78,539	80,828	78,426	65,202	65,202	9,400	831,402	810,008	(21,394)
Depreciation																
6900 Depreciation Expense	247	247	247	247	247	247	247	247	247	247	247	247	-	2,960	2,882	(78)
	247	247	247	247	247	247	247	247	247	247	247	247	-	2,960	2,882	(78)
Interest																
	-	-	-	-	-	-	-	-	-	-	-	-	-	-	-	-
Total Expenses	649,353	629,635	630,187	632,626	666,308	635,210	650,563	657,999	650,493	643,334	630,109	734,881	90,525	7,901,224	7,695,404	(205,820)
Monthly Surplus (Deficit)	(648,193)	(212,790)	15,579	36,837	48,539	30,939	55,620	(15,436)	220,991	52,497	(25,700)	(130,471)	698,740	127,152	140,814	(13,662)



FY25-26 CalOps Monterey Bay

Monthly Cash Flow/Forecast FY26-27

Revised 6/2/25

ADA = 538.02

	Jul-26	Aug-26	Sep-26	Oct-26	Nov-26	Dec-26	Jan-27	Feb-27	Mar-27	Apr-27	May-27	Jun-27	Year-End Accruals	Annual Forecast	Prior Year Forecast	Favorable / (Unfav.)
Cash Flow Adjustments																
Monthly Surplus (Deficit)	(648,193)	(212,790)	15,579	36,837	48,539	30,939	55,620	(15,436)	220,991	52,497	(25,700)	(130,471)	698,740	127,152		
Cash flows from operating activities																
Depreciation/Amortization	247	247	247	247	247	247	247	247	247	247	247	247	-	2,960		
Public Funding Receivables	1,676,760	-	23,564	-	-	86,148	106,510	-	-	-	-	-	(789,265)	1,103,716		
Grants and Contributions Rec.	-	-	-	-	-	-	-	-	-	-	-	-	-	-		
Due To/From Related Parties	-	-	-	-	-	-	-	-	-	-	-	-	-	-		
Prepaid Expenses	-	-	-	-	-	-	-	-	-	-	-	-	-	-		
Other Assets	-	-	-	-	-	-	-	-	-	-	-	-	-	-		
Accounts Payable	(134,610)	-	-	-	-	-	-	-	-	-	-	-	90,525	(44,085)		
Accrued Expenses	-	-	-	-	-	-	-	-	-	-	-	-	-	-		
Other Liabilities	-	-	-	-	-	-	-	-	-	-	-	-	-	-		
Deferred Revenue	-	-	-	-	-	-	-	-	-	-	-	(66,753)	-	(66,753)		
Cash flows from investing activities																
Purchases of Prop. And Equip.	-	-	-	-	-	-	-	-	-	-	-	-	-	-		
Notes Receivable	-	-	-	-	-	-	-	-	-	-	-	-	-	-		
Cash flows from financing activities																
Proceeds from Factoring	-	-	-	-	-	-	-	-	-	-	-	-	-	-		
Payments on Factoring	-	-	-	-	-	-	-	-	-	-	-	-	-	-		
Proceeds(Payments) on Debt	-	-	-	-	-	-	-	-	-	-	-	-	-	-		
Total Change in Cash	894,203	(212,544)	39,390	37,084	48,786	117,334	162,377	(15,189)	221,237	52,744	(25,454)	(196,978)				
Cash, Beginning of Month	3,283,137	4,177,340	3,964,797	4,004,186	4,041,270	4,090,056	4,207,390	4,369,766	4,354,577	4,575,814	4,628,558	4,603,105				
Cash, End of Month	4,177,340	3,964,797	4,004,186	4,041,270	4,090,056	4,207,390	4,369,766	4,354,577	4,575,814	4,628,558	4,603,105	4,406,126				



FY25-26 CalOps Monterey Bay

Monthly Cash Flow/Forecast FY27-28

Revised 6/2/25

ADA = 538.02

	Jul-27	Aug-27	Sep-27	Oct-27	Nov-27	Dec-27	Jan-28	Feb-28	Mar-28	Apr-28	May-28	Jun-28	Year-End Accruals	Annual Forecast	Prior Year Forecast	Favorable / (Unfav.)
Revenues																
State Aid - Revenue Limit																
8011 LCFF State Aid	-	175,116	175,116	315,209	315,209	315,209	315,209	315,209	315,209	315,209	315,209	315,209	315,209	3,502,324	3,256,437	245,887
8012 Education Protection Account	-	-	-	26,901	-	-	26,901	-	-	26,901	-	-	26,901	107,604	107,604	-
8096 In Lieu of Property Taxes	-	228,921	457,842	305,228	305,228	305,228	305,228	305,228	534,149	267,075	267,075	267,075	267,075	3,815,353	3,815,353	-
	-	404,037	632,959	647,338	620,437	620,437	647,338	620,437	849,359	609,185	582,284	582,284	609,185	7,425,281	7,179,394	245,887
Federal Revenue																
8181 Special Education - Entitlement	-	-	-	-	-	-	-	-	-	-	-	-	74,554	74,554	74,554	-
	-	-	-	-	-	-	-	-	-	-	-	-	74,554	74,554	74,554	-
Other State Revenue																
8311 State Special Education	-	23,942	23,942	43,095	43,095	43,095	43,095	43,095	43,095	43,095	43,095	43,095	43,095	478,832	478,832	-
8550 Mandated Cost	-	-	-	-	-	21,895	-	-	-	-	-	-	749	22,644	21,895	749
8560 State Lottery	-	-	-	-	-	-	36,720	-	-	36,720	-	-	73,440	146,879	146,879	-
8599 Other State Revenue	-	-	-	-	28,894	-	-	-	-	11,113	-	-	4,445	44,453	111,206	(66,753)
	-	23,942	23,942	43,095	71,989	64,990	79,815	43,095	43,095	90,928	43,095	43,095	121,729	692,809	758,814	(66,004)
Other Local Revenue																
8660 Interest Revenue	1,160	1,160	1,160	1,160	1,160	1,160	1,160	1,160	1,160	1,160	1,160	1,160	-	13,922	13,922	-
8690 Other Local Revenue	-	-	-	-	-	1,692	-	-	-	-	-	-	-	1,692	1,692	-
	1,160	1,160	1,160	1,160	1,160	2,852	1,160	1,160	1,160	1,160	1,160	1,160	-	15,614	15,614	-
Total Revenue	1,160	429,139	658,060	691,593	693,587	688,280	728,313	664,692	893,614	701,273	626,539	626,539	805,468	8,208,258	8,028,375	179,883
Expenses																
Certificated Salaries																
1100 Teachers' Salaries	226,896	226,896	226,896	226,896	226,896	226,896	226,896	226,896	226,896	226,896	226,896	226,896	-	2,732,748	2,649,619	(73,129)
1175 Teachers' Extra Duty/Stipends	10,577	10,577	10,577	10,577	10,577	10,577	10,577	10,577	10,577	10,577	10,577	10,577	-	126,925	123,516	(3,409)
1200 Pupil Support Salaries	29,698	29,698	29,698	29,698	29,698	29,698	29,698	29,698	29,698	29,698	29,698	29,698	-	356,379	346,807	(9,572)
1300 Administrators' Salaries	22,774	22,774	22,774	22,774	22,774	22,774	22,774	22,774	22,774	22,774	22,774	22,774	-	273,290	265,950	(7,340)
	289,945	289,945	289,945	289,945	289,945	289,945	289,945	289,945	289,945	289,945	289,945	289,945	-	3,479,343	3,385,892	(93,451)
Classified Salaries																
2200 Support Salaries	1,273	1,273	1,273	1,273	1,273	1,273	1,273	1,273	1,273	1,273	1,273	1,273	-	15,270	14,860	(410)
2300 Classified Administrators' Salaries	9,226	9,226	9,226	9,226	9,226	9,226	9,226	9,226	9,226	9,226	9,226	9,226	-	110,714	107,740	(2,974)
2400 Clerical and Office Staff Salaries	6,388	6,388	6,388	6,388	6,388	6,388	6,388	6,388	6,388	6,388	6,388	6,388	-	76,660	74,601	(2,059)
	16,887	16,887	16,887	16,887	16,887	16,887	16,887	16,887	16,887	16,887	16,887	16,887	-	202,644	197,201	(5,443)
Benefits																
3101 STRS	55,380	55,380	55,380	55,380	55,380	55,380	55,380	55,380	55,380	55,380	55,380	55,380	-	664,554	646,705	(17,849)
3301 QASDI	1,047	1,047	1,047	1,047	1,047	1,047	1,047	1,047	1,047	1,047	1,047	1,047	-	12,564	12,226	(337)
3311 Medicare	4,449	4,449	4,449	4,449	4,449	4,449	4,449	4,449	4,449	4,449	4,449	4,449	-	53,388	51,955	(1,434)
3401 Health and Welfare	37,538	37,538	37,538	37,538	37,538	37,538	37,538	37,538	37,538	37,538	37,538	37,538	-	450,450	438,360	(12,090)
3501 State Unemployment	4,989	4,989	4,989	4,989	4,989	4,989	24,947	19,957	9,979	4,989	4,989	4,989	-	99,787	97,859	(1,928)
3601 Workers' Compensation	4,296	4,296	4,296	4,296	4,296	4,296	4,296	4,296	4,296	4,296	4,296	4,296	-	51,548	50,163	(1,385)
3901 Other Benefits	760	760	760	760	760	760	760	760	760	760	760	760	-	9,119	8,874	(245)
	108,459	108,459	108,459	108,459	108,459	108,459	128,416	123,427	113,448	108,459	108,459	108,459	-	1,341,420	1,306,143	(35,277)



FY25-26 CalOps Monterey Bay

Monthly Cash Flow/Forecast FY27-28

Revised 6/2/25

ADA = 538.02

	Jul-27	Aug-27	Sep-27	Oct-27	Nov-27	Dec-27	Jan-28	Feb-28	Mar-28	Apr-28	May-28	Jun-28	Year-End Accruals	Annual Forecast	Prior Year Forecast	Favorable / (Unfav.)
Books and Supplies																
4100 Textbooks and Core Curricula	34,772	34,772	34,772	34,772	34,772	34,772	34,772	34,772	34,772	34,772	34,772	34,772	-	417,262	406,055	(11,207)
4200 Books and Other Materials	142	142	142	142	142	142	142	142	142	142	142	142	-	1,701	1,655	(46)
4302 School Supplies	26,946	336	192	895	193	(56)	148	326	317	457	457	457	62,105	92,773	90,281	(2,492)
4305 Software	29,228	29,228	29,228	29,228	29,228	29,228	29,228	29,228	29,228	29,228	29,228	29,228	-	350,735	341,314	(9,420)
4310 Office Expense	1,926	1,926	1,926	1,926	1,926	1,926	1,926	1,926	1,926	1,926	1,926	1,926	-	23,106	22,486	(621)
4311 Business Meals	490	490	490	490	490	490	490	490	490	490	490	490	-	5,884	5,726	(158)
4400 Noncapitalized Equipment	370	1,954	313	(46)	35,544	3,838	546	-	-	-	-	107,663	-	150,183	146,149	(4,034)
	93,874	68,848	67,062	67,407	102,294	70,339	67,252	66,884	66,875	67,014	67,014	174,577	62,105	1,041,643	1,013,666	(27,977)
Subagreement Services																
5102 Special Education	66,783	66,783	66,783	66,783	66,783	66,783	66,783	66,783	66,783	66,783	66,783	66,783	-	801,393	779,869	(21,524)
5103 Substitute Teacher	73	73	73	73	73	73	73	73	73	73	73	73	-	872	849	(23)
5105 Security	23	23	23	23	23	23	23	23	23	23	23	23	-	277	269	(7)
5106 Other Educational Consultants	-	-	-	-	-	-	-	-	-	-	-	-	21,259	21,259	20,688	(571)
	66,879	66,879	66,879	66,879	66,879	66,879	66,879	66,879	66,879	66,879	66,879	66,879	21,259	823,801	801,675	(22,126)
Operations and Housekeeping																
5201 Auto and Travel	6,034	6,034	6,034	6,034	6,034	6,034	6,034	6,034	6,034	6,034	6,034	6,034	-	72,413	70,468	(1,945)
5300 Dues & Memberships	5,540	5,540	5,540	5,540	5,540	5,540	5,540	5,540	5,540	5,540	5,540	5,540	-	66,483	64,698	(1,786)
5400 Insurance	1,830	1,830	1,830	1,830	1,830	1,830	1,830	1,830	1,830	1,830	1,830	1,830	-	21,963	21,373	(590)
5501 Utilities	59	59	59	59	59	59	59	59	59	59	59	59	-	708	689	(19)
5502 Janitorial Services	191	191	191	191	191	191	191	191	191	191	191	191	-	2,295	2,233	(62)
5516 Miscellaneous Expense	17	17	17	17	17	17	17	17	17	17	17	17	-	201	196	(5)
5900 Communications	6,764	6,764	6,764	6,764	6,764	6,764	6,764	6,764	6,764	6,764	6,764	6,764	-	81,172	78,992	(2,180)
5901 Postage and Shipping	319	319	319	319	319	319	319	319	319	319	319	319	-	3,824	3,722	(103)
	20,755	20,755	20,755	20,755	20,755	20,755	20,755	20,755	20,755	20,755	20,755	20,755	-	249,060	242,370	(6,689)
Facilities, Repairs and Other Leases																
5601 Rent	2,880	2,880	2,880	2,880	2,880	2,880	2,880	2,880	2,880	2,880	2,880	2,880	-	34,562	34,562	-
5602 Additional Rent	2,444	2,444	2,444	2,444	2,444	2,444	2,444	2,444	2,444	2,444	2,444	2,444	-	29,331	28,543	(788)
5603 Equipment Leases	158	158	158	158	158	158	158	158	158	158	158	158	-	1,899	1,848	(51)
5604 Other Leases	1,626	1,626	1,626	1,626	1,626	1,626	1,626	1,626	1,626	1,626	1,626	1,626	-	19,509	18,985	(524)
5610 Repairs and Maintenance	3,081	3,081	3,081	3,081	3,081	3,081	3,081	3,081	3,081	3,081	3,081	3,081	-	36,970	35,977	(993)
	10,189	10,189	10,189	10,189	10,189	10,189	10,189	10,189	10,189	10,189	10,189	10,189	-	122,271	119,915	(2,356)
Professional/Consulting Services																
5801 IT	26,294	26,294	26,294	26,294	26,294	26,294	26,294	26,294	26,294	26,294	26,294	26,294	-	315,528	307,053	(8,475)
5802 Audit & Taxes	-	-	-	1,525	1,525	1,525	-	-	-	-	-	-	-	4,575	4,452	(123)
5803 Legal	5,683	5,683	5,683	5,683	5,683	5,683	5,683	5,683	5,683	5,683	5,683	5,683	-	68,191	66,359	(1,832)
5804 Professional Development	1,641	1,641	1,641	1,641	1,641	1,641	1,641	1,641	1,641	1,641	1,641	1,641	-	19,696	19,167	(529)
5805 General Consulting	1,697	1,697	1,697	1,697	1,697	1,697	1,697	1,697	1,697	1,697	1,697	1,697	-	20,358	19,811	(547)
5806 Special Activities/Field Trips	-	-	-	-	-	-	-	13,313	13,313	13,313	-	-	-	39,940	38,867	(1,073)
5807 Bank Charges	20	20	20	20	20	20	20	20	20	20	20	20	-	236	230	(6)
5808 Printing	4	4	4	4	4	4	4	4	4	4	4	4	-	52	51	(1)
5809 Other taxes and fees	648	648	648	648	648	648	648	648	648	648	648	648	-	7,770	7,562	(209)
5810 Payroll Service Fee	95	95	95	95	95	95	95	95	95	95	95	95	-	1,139	1,108	(31)
5811 Management Fee	13,783	13,783	13,783	13,783	13,783	13,783	13,783	13,783	13,783	13,783	13,783	13,783	-	165,398	160,956	(4,442)
5812 District Oversight Fee	-	4,040	6,330	6,473	6,204	6,204	6,473	6,204	8,494	6,092	5,823	5,823	6,092	74,253	71,794	(2,459)
5814 SPED Encroachment	-	718	718	1,293	1,293	1,293	1,293	1,293	1,293	1,293	1,293	1,293	3,529	16,602	16,602	-
5815 Public Relations/Recruitment	10,053	10,053	10,053	10,053	10,053	10,053	10,053	10,053	10,053	10,053	10,053	10,053	-	120,630	117,390	(3,240)
	59,917	64,675	66,964	69,208	68,939	68,939	67,683	80,727	83,016	80,614	67,032	67,032	9,621	854,368	831,402	(22,966)
Depreciation																
6900 Depreciation Expense	253	253	253	253	253	253	253	253	253	253	253	253	-	3,041	2,960	(82)
	253	253	253	253	253	253	253	253	253	253	253	253	-	3,041	2,960	(82)
Interest																
	-	-	-	-	-	-	-	-	-	-	-	-	-	-	-	-
Total Expenses	667,157	646,890	647,393	649,982	684,600	652,645	668,259	675,946	668,247	660,996	647,413	755,076	92,985	8,117,590	7,901,224	(216,367)
Monthly Surplus (Deficit)	(665,997)	(217,751)	10,667	41,612	8,987	35,635	60,054	(11,253)	225,366	40,277	(20,874)	(128,537)	712,483	90,668	127,152	(36,484)



FY25-26 CalOps Monterey Bay

Monthly Cash Flow/Forecast FY27-28

Revised 6/2/25

ADA = 538.02

	Jul-27	Aug-27	Sep-27	Oct-27	Nov-27	Dec-27	Jan-28	Feb-28	Mar-28	Apr-28	May-28	Jun-28	Year-End Accruals	Annual Forecast	Prior Year Forecast	Favorable / (Unfav.)
Cash Flow Adjustments																
Monthly Surplus (Deficit)	(665,997)	(217,751)	10,667	41,612	8,987	35,635	60,054	(11,253)	225,366	40,277	(20,874)	(128,537)	712,483	90,668		
Cash flows from operating activities																
Depreciation/Amortization	253	253	253	253	253	253	253	253	253	253	253	253	-	3,041		
Public Funding Receivables	587,055	-	73,440	-	-	-	128,770	-	-	-	-	-	(805,468)	(16,203)		
Grants and Contributions Rec.	-	-	-	-	-	-	-	-	-	-	-	-	-	-		
Due To/From Related Parties	-	-	-	-	-	-	-	-	-	-	-	-	-	-		
Prepaid Expenses	-	-	-	-	-	-	-	-	-	-	-	-	-	-		
Other Assets	-	-	-	-	-	-	-	-	-	-	-	-	-	-		
Accounts Payable	(90,525)	-	-	-	-	-	-	-	-	-	-	-	92,985	2,460		
Accrued Expenses	-	-	-	-	-	-	-	-	-	-	-	-	-	-		
Other Liabilities	-	-	-	-	-	-	-	-	-	-	-	-	-	-		
Deferred Revenue	-	-	-	-	-	-	-	-	-	-	-	-	-	-		
Cash flows from investing activities																
Purchases of Prop. And Equip.	-	-	-	-	-	-	-	-	-	-	-	-	-	-		
Notes Receivable	-	-	-	-	-	-	-	-	-	-	-	-	-	-		
Cash flows from financing activities																
Proceeds from Factoring	-	-	-	-	-	-	-	-	-	-	-	-	-	-		
Payments on Factoring	-	-	-	-	-	-	-	-	-	-	-	-	-	-		
Proceeds(Payments) on Debt	-	-	-	-	-	-	-	-	-	-	-	-	-	-		
Total Change in Cash	(169,213)	(217,497)	84,360	41,865	9,240	35,888	189,077	(11,000)	225,620	40,531	(20,621)	(128,284)				
Cash, Beginning of Month	4,406,126	4,236,913	4,019,416	4,103,776	4,145,641	4,154,881	4,190,769	4,379,847	4,368,847	4,594,466	4,634,997	4,614,376				
Cash, End of Month	4,236,913	4,019,416	4,103,776	4,145,641	4,154,881	4,190,769	4,379,847	4,368,847	4,594,466	4,634,997	4,614,376	4,486,093				



FY25-26 CalOps Central Coast

Monthly Cash Flow/Budget FY25-26

Revised 6/2/25

Actuals Through:

ADA = 133.64

		Jul-25	Aug-25	Sep-25	Oct-25	Nov-25	Dec-25	Jan-26	Feb-26	Mar-26	Apr-26	May-26	Jun-26	Year-End Accruals	Annual Budget	Original Budget Total	Favorable / (Unfav.)
ADA = 133.64																	
Revenues																	
State Aid - Revenue Limit																	
8011	LCCFF State Aid	-	28,912	28,912	52,042	52,042	52,042	52,042	52,042	52,042	52,042	52,042	52,042	177,338	703,539	703,539	-
8012	Education Protection Account	-	-	5,519	-	-	5,519	-	-	5,519	-	-	-	10,170	26,727	26,727	-
8096	In Lieu of Property Taxes	-	50,759	101,519	67,679	67,679	67,679	67,679	67,679	118,439	59,219	59,219	59,219	237,468	1,024,239	1,024,239	-
		-	79,672	135,950	119,721	119,721	125,240	119,721	119,721	176,000	111,261	111,261	111,261	424,976	1,754,505	1,754,505	-
Federal Revenue																	
8181	Special Education - Entitlement	-	-	-	-	-	-	-	-	-	-	-	-	15,296	15,296	15,296	-
		-	-	-	-	-	-	-	-	-	-	-	-	15,296	15,296	15,296	-
Other State Revenue																	
8311	State Special Education	-	6,004	6,004	10,807	10,807	10,807	10,807	10,807	10,807	10,807	10,807	10,807	10,807	120,077	120,077	-
8550	Mandated Cost	-	-	-	-	-	4,281	-	-	-	-	-	-	-	4,281	4,281	-
8560	State Lottery	-	-	-	-	-	-	7,533	-	-	7,533	-	-	-	21,416	36,483	-
8599	Other State Revenue	-	552	552	17,669	994	994	17,669	994	994	17,669	994	994	17,669	77,745	77,745	-
		-	6,556	6,556	28,476	11,801	16,082	36,010	11,801	11,801	36,010	11,801	11,801	49,892	238,586	238,586	-
Other Local Revenue																	
8660	Interest Revenue	1,316	1,316	1,316	1,316	1,316	1,316	1,316	1,316	1,316	1,316	1,316	1,316	-	15,788	15,788	-
8690	Other Local Revenue	-	-	-	-	-	415	-	-	-	-	-	-	-	415	415	-
		1,316	1,316	1,316	1,316	1,316	1,731	1,316	1,316	1,316	1,316	1,316	1,316	-	16,203	16,203	-
Total Revenue		1,316	87,543	143,821	149,513	132,837	143,053	157,047	132,837	189,116	148,587	124,378	124,378	490,164	2,024,590	2,024,590	-
Expenses																	
Certificated Salaries																	
1100	Teachers' Salaries	53,338	53,338	53,338	53,338	53,338	53,338	53,338	53,338	53,338	53,338	53,338	53,338	-	640,061	640,061	-
1175	Teachers' Extra Duty/Stipends	2,486	2,486	2,486	2,486	2,486	2,486	2,486	2,486	2,486	2,486	2,486	2,486	-	29,837	29,837	-
1200	Pupil Support Salaries	6,981	6,981	6,981	6,981	6,981	6,981	6,981	6,981	6,981	6,981	6,981	6,981	-	83,777	83,777	-
1300	Administrators' Salaries	5,354	5,354	5,354	5,354	5,354	5,354	5,354	5,354	5,354	5,354	5,354	5,354	-	64,245	64,245	-
		68,160	68,160	68,160	68,160	68,160	68,160	68,160	68,160	68,160	68,160	68,160	68,160	-	817,921	817,921	-
Classified Salaries																	
2200	Support Salaries	299	299	299	299	299	299	299	299	299	299	299	299	-	3,590	3,590	-
2300	Classified Administrators' Salaries	2,169	2,169	2,169	2,169	2,169	2,169	2,169	2,169	2,169	2,169	2,169	2,169	-	26,026	26,026	-
2400	Clerical and Office Staff Salaries	1,502	1,502	1,502	1,502	1,502	1,502	1,502	1,502	1,502	1,502	1,502	1,502	-	18,021	18,021	-
		3,970	3,970	3,970	3,970	3,970	3,970	3,970	3,970	3,970	3,970	3,970	3,970	-	47,637	47,637	-
Benefits																	
3101	STRS	13,019	13,019	13,019	13,019	13,019	13,019	13,019	13,019	13,019	13,019	13,019	13,019	-	156,223	156,223	-
3301	OASDI	246	246	246	246	246	246	246	246	246	246	246	246	-	2,954	2,954	-
3311	Medicare	1,046	1,046	1,046	1,046	1,046	1,046	1,046	1,046	1,046	1,046	1,046	1,046	-	12,551	12,551	-
3401	Health and Welfare	8,824	8,824	8,824	8,824	8,824	8,824	8,824	8,824	8,824	8,824	8,824	8,824	-	105,893	105,893	-
3501	State Unemployment	1,279	1,279	1,279	1,279	1,279	1,279	6,396	5,117	2,558	1,279	1,279	1,279	-	25,583	25,583	-
3601	Workers' Compensation	1,010	1,010	1,010	1,010	1,010	1,010	1,010	1,010	1,010	1,010	1,010	1,010	-	12,118	12,118	-
3901	Other Benefits	179	179	179	179	179	179	179	179	179	179	179	179	-	2,144	2,144	-
		25,603	25,603	25,603	25,603	25,603	25,603	30,719	29,440	26,882	25,603	25,603	25,603	-	317,465	317,465	-



FY25-26 CalOps Central Coast

Monthly Cash Flow/Budget FY25-26

Revised 6/2/25

Actuals Through:

ADA = 133.64

	Jul-25	Aug-25	Sep-25	Oct-25	Nov-25	Dec-25	Jan-26	Feb-26	Mar-26	Apr-26	May-26	Jun-26	Year-End Accruals	Annual Budget	Original Budget Total	Favorable / (Unfav.)
Books and Supplies																
4100 Textbooks and Core Curricula	8,174	8,174	8,174	8,174	8,174	8,174	8,174	8,174	8,174	8,174	8,174	8,174	-	98,090	98,090	-
4200 Books and Other Materials	33	33	33	33	33	33	33	33	33	33	33	33	-	400	400	-
4302 School Supplies	6,028	78	42	201	46	(13)	47	67	65	125	125	125	14,873	21,809	21,809	-
4305 Software	6,871	6,871	6,871	6,871	6,871	6,871	6,871	6,871	6,871	6,871	6,871	6,871	-	82,450	82,450	-
4310 Office Expense	453	453	453	453	453	453	453	453	453	453	453	453	-	5,432	5,432	-
4311 Business Meals	115	115	115	115	115	115	115	115	115	115	115	115	-	1,383	1,383	-
4400 Noncapitalized Equipment	82	437	69	(11)	8,447	857	134	-	-	-	-	25,289	-	35,305	35,305	-
	21,757	16,161	15,758	15,836	24,139	16,491	15,827	15,713	15,711	15,771	15,771	41,060	14,873	244,868	244,868	-
Subagreement Services																
5102 Special Education	15,699	15,699	15,699	15,699	15,699	15,699	15,699	15,699	15,699	15,699	15,699	15,699	-	188,391	188,391	-
5103 Substitute Teacher	17	17	17	17	17	17	17	17	17	17	17	17	-	205	205	-
5105 Security	5	5	5	5	5	5	5	5	5	5	5	5	-	65	65	-
5106 Other Educational Consultants	-	-	-	-	-	-	-	-	-	-	-	-	4,998	4,998	4,998	-
	15,722	15,722	15,722	15,722	15,722	15,722	15,722	15,722	15,722	15,722	15,722	15,722	4,998	193,658	193,658	-
Operations and Housekeeping																
5201 Auto and Travel	1,419	1,419	1,419	1,419	1,419	1,419	1,419	1,419	1,419	1,419	1,419	1,419	-	17,023	17,023	-
5300 Dues & Memberships	1,302	1,302	1,302	1,302	1,302	1,302	1,302	1,302	1,302	1,302	1,302	1,302	-	15,629	15,629	-
5400 Insurance	430	430	430	430	430	430	430	430	430	430	430	430	-	5,163	5,163	-
5501 Utilities	14	14	14	14	14	14	14	14	14	14	14	14	-	166	166	-
5502 Janitorial Services	45	45	45	45	45	45	45	45	45	45	45	45	-	539	539	-
5516 Miscellaneous Expense	4	4	4	4	4	4	4	4	4	4	4	4	-	47	47	-
5900 Communications	1,590	1,590	1,590	1,590	1,590	1,590	1,590	1,590	1,590	1,590	1,590	1,590	-	19,082	19,082	-
5901 Postage and Shipping	75	75	75	75	75	75	75	75	75	75	75	75	-	899	899	-
	4,879	4,879	4,879	4,879	4,879	4,879	4,879	4,879	4,879	4,879	4,879	4,879	-	58,549	58,549	-
Facilities, Repairs and Other Leases																
5601 Rent	715	715	715	715	715	715	715	715	715	715	715	715	-	8,575	8,575	-
5602 Additional Rent	575	575	575	575	575	575	575	575	575	575	575	575	-	6,895	6,895	-
5603 Equipment Leases	37	37	37	37	37	37	37	37	37	37	37	37	-	446	446	-
5604 Other Leases	382	382	382	382	382	382	382	382	382	382	382	382	-	4,586	4,586	-
5610 Repairs and Maintenance	724	724	724	724	724	724	724	724	724	724	724	724	-	8,691	8,691	-
	2,433	2,433	2,433	2,433	2,433	2,433	2,433	2,433	2,433	2,433	2,433	2,433	-	29,193	29,193	-
Professional/Consulting Services																
5801 IT	6,181	6,181	6,181	6,181	6,181	6,181	6,181	6,181	6,181	6,181	6,181	6,181	-	74,174	74,174	-
5802 Audit & Taxes	-	-	-	358	358	358	-	-	-	-	-	-	-	1,075	1,075	-
5803 Legal	1,336	1,336	1,336	1,336	1,336	1,336	1,336	1,336	1,336	1,336	1,336	1,336	-	16,030	16,030	-
5804 Professional Development	386	386	386	386	386	386	386	386	386	386	386	386	-	4,630	4,630	-
5805 General Consulting	399	399	399	399	399	399	399	399	399	399	399	399	-	4,786	4,786	-
5806 Special Activities/Field Trips	-	39	-	187	19	-	1	40	39	74	74	74	8,841	9,389	9,389	-
5807 Bank Charges	5	5	5	5	5	5	5	5	5	5	5	5	-	56	56	-
5808 Printing	1	1	1	1	1	1	1	1	1	1	1	1	-	12	12	-
5809 Other taxes and fees	152	152	152	152	152	152	152	152	152	152	152	152	-	1,827	1,827	-
5810 Payroll Service Fee	22	22	22	22	22	22	22	22	22	22	22	22	-	268	268	-
5811 Management Fee	4,000	4,000	4,000	4,000	4,000	4,000	4,000	4,000	4,000	4,000	4,000	4,000	-	48,000	48,000	-
5812 District Oversight Fee	-	797	1,359	1,197	1,197	1,252	1,197	1,197	1,760	1,113	1,113	1,113	4,250	17,545	17,545	-
5814 SPED Encroachment	-	180	180	324	324	324	324	324	324	324	324	324	783	4,061	4,061	-
5815 Public Relations/Recruitment	2,363	2,363	2,363	2,363	2,363	2,363	2,363	2,363	2,363	2,363	2,363	2,363	-	28,358	28,358	-
	14,845	15,861	16,385	16,912	16,744	16,780	16,368	16,406	16,968	16,356	16,356	16,356	13,874	210,211	210,211	-
Depreciation																
6900 Depreciation Expense	60	60	60	60	60	60	60	60	60	60	60	60	-	715	715	-
	60	60	60	60	60	60	60	60	60	60	60	60	-	715	715	-
Interest																
	-	-	-	-	-	-	-	-	-	-	-	-	-	-	-	-
Total Expenses	157,427	152,848	152,968	153,573	161,709	154,097	158,137	156,782	154,784	152,953	152,953	178,242	33,744	1,920,217	1,920,217	-
Monthly Surplus (Deficit)	(156,112)	(65,305)	(9,146)	(4,060)	(28,872)	(11,043)	(1,091)	(23,945)	34,332	(4,366)	(28,575)	(53,865)	456,420	104,373	104,373	-

5.2%



FY25-26 CalOps Central Coast

Monthly Cash Flow/Budget FY25-26

Revised 6/2/25

Actuals Through:

ADA = 133.64

	Jul-25	Aug-25	Sep-25	Oct-25	Nov-25	Dec-25	Jan-26	Feb-26	Mar-26	Apr-26	May-26	Jun-26	Year-End Accruals	Annual Budget	Original Budget Total	Favorable / (Unfav.)
Cash Flow Adjustments																
Monthly Surplus (Deficit)	(156,112)	(65,305)	(9,146)	(4,060)	(28,872)	(11,043)	(1,091)	(23,945)	34,332	(4,366)	(28,575)	(53,865)	456,420	104,373	Cert. 63.9%	Instr. 76.9%
Cash flows from operating activities															482,945	(63,377)
Depreciation/Amortization	60	60	60	60	60	60	60	60	60	60	60	60	-	715		
Public Funding Receivables	268,361	-	-	61,813	-	-	88,211	-	-	-	-	-	(490,164)	(71,780)		
Grants and Contributions Rec.	-	-	-	-	-	-	-	-	-	-	-	-	-	-		
Due To/From Related Parties	-	-	-	-	-	-	-	-	-	-	-	-	-	-		
Prepaid Expenses	-	-	-	-	-	-	-	-	-	-	-	-	-	-		
Other Assets	-	-	-	-	-	-	-	-	-	-	-	-	-	-		
Accounts Payable	(38,209)	-	-	-	-	-	-	-	-	-	-	-	33,744	(4,464)		Pupil:Teacher Ratio 11.84
Accrued Expenses	-	-	-	-	-	-	-	-	-	-	-	-	-	-		
Other Liabilities	-	-	-	-	-	-	-	-	-	-	-	-	-	-		
Deferred Revenue	-	-	-	-	-	-	-	-	-	-	-	(66,703)	-	(66,703)		
Cash flows from investing activities																
Purchases of Prop. And Equip.	-	-	-	-	-	-	-	-	-	-	-	-	-	-		
Notes Receivable	-	-	-	-	-	-	-	-	-	-	-	-	-	-		
Cash flows from financing activities																
Proceeds from Factoring	-	-	-	-	-	-	-	-	-	-	-	-	-	-		
Payments on Factoring	-	-	-	-	-	-	-	-	-	-	-	-	-	-		
Proceeds(Payments) on Debt	-	-	-	-	-	-	-	-	-	-	-	-	-	-		
Total Change in Cash	74,100	(65,245)	(9,087)	57,812	(28,812)	(10,984)	87,180	(23,885)	34,392	(4,307)	(28,516)	(120,508)				
Cash, Beginning of Month	1,428,011	1,502,111	1,436,866	1,427,779	1,485,591	1,456,779	1,445,796	1,532,975	1,509,090	1,543,482	1,539,175	1,510,659				
Cash, End of Month	1,502,111	1,436,866	1,427,779	1,485,591	1,456,779	1,445,796	1,532,975	1,509,090	1,543,482	1,539,175	1,510,659	1,390,151				



FY25-26 CalOps Central Coast

Monthly Cash Flow/Forecast FY26-27

Revised 6/2/25

ADA = 133.64

Revenues

State Aid - Revenue Limit

8011	LCFF State Aid	-	37,498	37,498	67,497	67,497	67,497	67,497	67,497	67,497	67,497	67,497	67,497	67,497	749,962	703,539	46,423
8012	Education Protection Account	-	-	-	6,682	-	-	6,682	-	6,682	-	-	6,682	6,682	26,727	26,727	-
8096	In Lieu of Property Taxes	-	61,454	122,909	81,939	81,939	81,939	81,939	143,393	71,697	71,697	71,697	71,697	71,697	1,024,239	1,024,239	-
		-	98,952	160,407	156,117	149,436	149,436	156,117	149,436	210,890	145,875	139,193	139,193	145,875	1,800,928	1,754,505	46,423

Federal Revenue

8181	Special Education - Entitlement	-	-	-	-	-	-	-	-	-	-	-	18,518	18,518	15,296	3,223
		-	-	-	-	-	-	-	-	-	-	-	18,518	18,518	15,296	3,223

Other State Revenue

8311	State Special Education	-	5,947	5,947	10,704	10,704	10,704	10,704	10,704	10,704	10,704	10,704	10,704	10,704	118,936	120,077	(1,142)
8550	Mandated Cost	-	-	-	-	-	5,304	-	-	-	-	-	-	-	5,304	4,281	1,023
8560	State Lottery	-	-	-	-	-	-	9,121	-	-	9,121	-	-	18,241	36,483	36,483	-
8599	Other State Revenue	-	-	-	-	31,877	-	-	-	-	12,260	-	-	4,904	49,042	77,745	(28,703)
		-	5,947	5,947	10,704	42,581	16,008	19,825	10,704	10,704	32,085	10,704	10,704	33,850	209,764	238,586	(28,822)

Other Local Revenue

8660	Interest Revenue	1,316	1,316	1,316	1,316	1,316	1,316	1,316	1,316	1,316	1,316	1,316	1,316	1,316	15,788	15,788	-
8690	Other Local Revenue	-	-	-	-	-	415	-	-	-	-	-	-	-	415	415	-
		1,316	1,316	1,316	1,316	1,316	1,731	1,316	1,316	1,316	1,316	1,316	1,316	1,316	16,203	16,203	-

Total Revenue

		1,316	106,215	167,669	168,137	193,333	167,175	177,258	161,456	222,910	179,276	151,213	151,213	198,243	2,045,413	2,024,590	20,823
--	--	--------------	----------------	----------------	----------------	----------------	----------------	----------------	----------------	----------------	----------------	----------------	----------------	----------------	------------------	------------------	---------------

Expenses

Certificated Salaries

1100	Teachers' Salaries	54,779	54,779	54,779	54,779	54,779	54,779	54,779	54,779	54,779	54,779	54,779	54,779	54,779	857,343	640,061	(17,282)
1175	Teachers' Extra Duty/Stipends	2,554	2,554	2,554	2,554	2,554	2,554	2,554	2,554	2,554	2,554	2,554	2,554	2,554	30,643	29,837	(806)
1200	Pupil Support Salaries	7,170	7,170	7,170	7,170	7,170	7,170	7,170	7,170	7,170	7,170	7,170	7,170	7,170	86,039	83,777	(2,262)
1300	Administrators' Salaries	5,498	5,498	5,498	5,498	5,498	5,498	5,498	5,498	5,498	5,498	5,498	5,498	5,498	65,979	64,245	(1,735)
		70,000	70,000	70,000	70,000	70,000	70,000	70,000	70,000	70,000	70,000	70,000	70,000	70,000	840,004	817,921	(22,084)

Classified Salaries

2200	Support Salaries	307	307	307	307	307	307	307	307	307	307	307	307	307	3,687	3,590	(97)
2300	Classified Administrators' Salaries	2,227	2,227	2,227	2,227	2,227	2,227	2,227	2,227	2,227	2,227	2,227	2,227	2,227	26,729	26,026	(703)
2400	Clerical and Office Staff Salaries	1,542	1,542	1,542	1,542	1,542	1,542	1,542	1,542	1,542	1,542	1,542	1,542	1,542	18,508	18,021	(487)
		4,077	4,077	4,077	4,077	4,077	4,077	4,077	4,077	4,077	4,077	4,077	4,077	4,077	48,924	47,637	(1,286)

Benefits

3101	STRS	13,370	13,370	13,370	13,370	13,370	13,370	13,370	13,370	13,370	13,370	13,370	13,370	13,370	160,441	156,223	(4,218)
3301	OASDI	253	253	253	253	253	253	253	253	253	253	253	253	253	3,033	2,954	(80)
3311	Medicare	1,074	1,074	1,074	1,074	1,074	1,074	1,074	1,074	1,074	1,074	1,074	1,074	1,074	12,889	12,551	(339)
3401	Health and Welfare	9,063	9,063	9,063	9,063	9,063	9,063	9,063	9,063	9,063	9,063	9,063	9,063	9,063	108,753	105,893	(2,859)
3501	State Unemployment	1,313	1,313	1,313	1,313	1,313	1,313	6,566	5,253	2,626	1,313	1,313	1,313	1,313	26,263	25,583	(679)
3601	Workers' Compensation	1,037	1,037	1,037	1,037	1,037	1,037	1,037	1,037	1,037	1,037	1,037	1,037	1,037	12,445	12,118	(327)
3901	Other Benefits	183	183	183	183	183	183	183	183	183	183	183	183	183	2,202	2,144	(58)
		26,293	26,293	26,293	26,293	26,293	26,293	31,546	30,233	27,606	26,293	26,293	26,293	26,293	326,025	317,465	(8,560)



FY25-26 CalOps Central Coast

Monthly Cash Flow/Forecast FY26-27

Revised 6/2/25

ADA = 133.64

	Jul-26	Aug-26	Sep-26	Oct-26	Nov-26	Dec-26	Jan-27	Feb-27	Mar-27	Apr-27	May-27	Jun-27	Year-End Accruals	Annual Forecast	Prior Year Forecast	Favorable / (Unfav.)
Books and Supplies																
4100 Textbooks and Core Curricula	8,395	8,395	8,395	8,395	8,395	8,395	8,395	8,395	8,395	8,395	8,395	8,395	-	100,738	98,090	(2,648)
4200 Books and Other Materials	34	34	34	34	34	34	34	34	34	34	34	34	-	411	400	(11)
4302 School Supplies	6,191	80	43	206	47	(13)	48	69	67	128	128	128	15,275	22,398	21,809	(589)
4305 Software	7,056	7,056	7,056	7,056	7,056	7,056	7,056	7,056	7,056	7,056	7,056	7,056	-	84,677	82,450	(2,226)
4310 Office Expense	465	465	465	465	465	465	465	465	465	465	465	465	-	5,578	5,432	(147)
4311 Business Meals	118	118	118	118	118	118	118	118	118	118	118	118	-	1,421	1,383	(37)
4400 Noncapitalized Equipment	84	449	71	(12)	8,675	881	137	-	-	-	-	25,972	-	36,258	35,305	(953)
	22,344	16,597	16,183	16,264	24,791	16,936	16,254	16,137	16,135	16,197	16,197	42,169	15,275	251,480	244,868	(6,611)
Subagreement Services																
5102 Special Education	16,123	16,123	16,123	16,123	16,123	16,123	16,123	16,123	16,123	16,123	16,123	16,123	-	193,477	188,391	(5,087)
5103 Substitute Teacher	18	18	18	18	18	18	18	18	18	18	18	18	-	211	205	(6)
5105 Security	6	6	6	6	6	6	6	6	6	6	6	6	-	67	65	(2)
5106 Other Educational Consultants	-	-	-	-	-	-	-	-	-	-	-	-	5,132	5,132	4,998	(135)
	16,146	16,146	16,146	16,146	16,146	16,146	16,146	16,146	16,146	16,146	16,146	16,146	5,132	198,887	193,658	(5,229)
Operations and Housekeeping																
5201 Auto and Travel	1,457	1,457	1,457	1,457	1,457	1,457	1,457	1,457	1,457	1,457	1,457	1,457	-	17,482	17,023	(460)
5300 Dues & Memberships	1,338	1,338	1,338	1,338	1,338	1,338	1,338	1,338	1,338	1,338	1,338	1,338	-	16,051	15,629	(422)
5400 Insurance	442	442	442	442	442	442	442	442	442	442	442	442	-	5,302	5,163	(139)
5501 Utilities	14	14	14	14	14	14	14	14	14	14	14	14	-	171	166	(4)
5502 Janitorial Services	46	46	46	46	46	46	46	46	46	46	46	46	-	554	539	(15)
5516 Miscellaneous Expense	4	4	4	4	4	4	4	4	4	4	4	4	-	49	47	(1)
5900 Communications	1,633	1,633	1,633	1,633	1,633	1,633	1,633	1,633	1,633	1,633	1,633	1,633	-	19,597	19,082	(515)
5901 Postage and Shipping	77	77	77	77	77	77	77	77	77	77	77	77	-	923	899	(24)
	5,011	5,011	5,011	5,011	5,011	5,011	5,011	5,011	5,011	5,011	5,011	5,011	-	60,130	58,549	(1,581)
Facilities, Repairs and Other Leases																
5601 Rent	715	715	715	715	715	715	715	715	715	715	715	715	-	8,575	8,575	-
5602 Additional Rent	590	590	590	590	590	590	590	590	590	590	590	590	-	7,081	6,895	(186)
5603 Equipment Leases	38	38	38	38	38	38	38	38	38	38	38	38	-	458	446	(12)
5604 Other Leases	392	392	392	392	392	392	392	392	392	392	392	392	-	4,710	4,586	(124)
5610 Repairs and Maintenance	744	744	744	744	744	744	744	744	744	744	744	744	-	8,926	8,691	(235)
	2,479	2,479	2,479	2,479	2,479	2,479	2,479	2,479	2,479	2,479	2,479	2,479	-	29,750	29,193	(557)
Professional/Consulting Services																
5801 IT	6,348	6,348	6,348	6,348	6,348	6,348	6,348	6,348	6,348	6,348	6,348	6,348	-	76,177	74,174	(2,003)
5802 Audit & Taxes	-	-	-	368	368	368	-	-	-	-	-	-	-	1,104	1,075	(29)
5803 Legal	1,372	1,372	1,372	1,372	1,372	1,372	1,372	1,372	1,372	1,372	1,372	1,372	-	16,463	16,030	(433)
5804 Professional Development	396	396	396	396	396	396	396	396	396	396	396	396	-	4,755	4,630	(125)
5805 General Consulting	410	410	410	410	410	410	410	410	410	410	410	410	-	4,915	4,786	(129)
5806 Special Activities/Field Trips	-	-	-	-	-	-	-	3,214	3,214	3,214	-	-	-	9,642	9,389	(254)
5807 Bank Charges	5	5	5	5	5	5	5	5	5	5	5	5	-	57	56	(1)
5808 Printing	1	1	1	1	1	1	1	1	1	1	1	1	-	13	12	(0)
5809 Other taxes and fees	156	156	156	156	156	156	156	156	156	156	156	156	-	1,876	1,827	(49)
5810 Payroll Service Fee	23	23	23	23	23	23	23	23	23	23	23	23	-	275	268	(7)
5811 Management Fee	4,108	4,108	4,108	4,108	4,108	4,108	4,108	4,108	4,108	4,108	4,108	4,108	-	49,296	48,000	(1,296)
5812 District Oversight Fee	-	990	1,604	1,561	1,494	1,494	1,561	1,494	2,109	1,459	1,392	1,392	1,459	18,009	17,545	(464)
5814 SPED Encroachment	-	178	178	321	321	321	321	321	321	321	321	321	877	4,124	4,061	(62)
5815 Public Relations/Recruitment	2,427	2,427	2,427	2,427	2,427	2,427	2,427	2,427	2,427	2,427	2,427	2,427	-	29,123	28,358	(766)
	15,246	16,414	17,028	17,496	17,429	17,429	17,128	20,275	20,890	20,240	16,959	16,959	2,335	215,830	210,211	(5,619)
Depreciation																
6900 Depreciation Expense	61	61	61	61	61	61	61	61	61	61	61	61	-	734	715	(19)
	61	61	61	61	61	61	61	61	61	61	61	61	-	734	715	(19)
Interest																
	-	-	-	-	-	-	-	-	-	-	-	-	-	-	-	-
Total Expenses	161,658	157,079	157,279	157,828	166,289	158,434	162,703	164,420	162,407	160,505	157,224	183,196	22,743	1,971,763	1,920,217	(51,546)
Monthly Surplus (Deficit)	(160,342)	(50,864)	10,390	10,309	27,044	8,741	14,555	(2,965)	60,503	18,771	(6,011)	(31,983)	175,501	73,650	104,373	(30,723)



FY25-26 CalOps Central Coast

Monthly Cash Flow/Forecast FY26-27

Revised 6/2/25

ADA = 133.64

	Jul-26	Aug-26	Sep-26	Oct-26	Nov-26	Dec-26	Jan-27	Feb-27	Mar-27	Apr-27	May-27	Jun-27	Year-End Accruals	Annual Forecast	Prior Year Forecast	Favorable / (Unfav.)
Cash Flow Adjustments																
Monthly Surplus (Deficit)	(160,342)	(50,864)	10,390	10,309	27,044	8,741	14,555	(2,965)	60,503	18,771	(6,011)	(31,983)	175,501	73,650		
Cash flows from operating activities																
Depreciation/Amortization	61	61	61	61	61	61	61	61	61	61	61	61	-	734		
Public Funding Receivables	424,976	-	17,669	-	-	21,416	26,102	-	-	-	-	-	(198,243)	291,921		
Grants and Contributions Rec.	-	-	-	-	-	-	-	-	-	-	-	-	-	-		
Due To/From Related Parties	-	-	-	-	-	-	-	-	-	-	-	-	-	-		
Prepaid Expenses	-	-	-	-	-	-	-	-	-	-	-	-	-	-		
Other Assets	-	-	-	-	-	-	-	-	-	-	-	-	-	-		
Accounts Payable	(33,744)	-	-	-	-	-	-	-	-	-	-	-	22,743	(11,002)		
Accrued Expenses	-	-	-	-	-	-	-	-	-	-	-	-	-	-		
Other Liabilities	-	-	-	-	-	-	-	-	-	-	-	-	-	-		
Deferred Revenue	-	-	-	-	-	-	-	-	-	-	-	(38,000)	-	(38,000)		
Cash flows from investing activities																
Purchases of Prop. And Equip.	-	-	-	-	-	-	-	-	-	-	-	-	-	-		
Notes Receivable	-	-	-	-	-	-	-	-	-	-	-	-	-	-		
Cash flows from financing activities																
Proceeds from Factoring	-	-	-	-	-	-	-	-	-	-	-	-	-	-		
Payments on Factoring	-	-	-	-	-	-	-	-	-	-	-	-	-	-		
Proceeds(Payments) on Debt	-	-	-	-	-	-	-	-	-	-	-	-	-	-		
Total Change in Cash	230,951	(50,803)	28,120	10,371	27,105	30,218	40,719	(2,903)	60,564	18,832	(5,950)	(69,922)				
Cash, Beginning of Month	1,390,151	1,621,102	1,570,299	1,598,420	1,608,791	1,635,896	1,666,114	1,706,833	1,703,929	1,764,494	1,783,326	1,777,376				
Cash, End of Month	1,621,102	1,570,299	1,598,420	1,608,791	1,635,896	1,666,114	1,706,833	1,703,929	1,764,494	1,783,326	1,777,376	1,707,455				



FY25-26 CalOps Central Coast

Monthly Cash Flow/Forecast FY27-28

Revised 6/2/25

ADA = 133.64

	Jul-27	Aug-27	Sep-27	Oct-27	Nov-27	Dec-27	Jan-28	Feb-28	Mar-28	Apr-28	May-28	Jun-28	Year-End Accruals	Annual Forecast	Prior Year Forecast	Favorable / (Unfav.)
Revenues																
State Aid - Revenue Limit																
8011 LCFF State Aid	-	40,569	40,569	73,024	73,024	73,024	73,024	73,024	73,024	73,024	73,024	73,024	73,024	811,373	749,962	61,411
8012 Education Protection Account	-	-	-	6,682	-	-	6,682	-	-	6,682	-	-	6,682	26,727	26,727	-
8096 In Lieu of Property Taxes	-	61,454	122,909	81,939	81,939	81,939	81,939	81,939	143,393	71,697	71,697	71,697	71,697	1,024,239	1,024,239	-
	-	102,023	163,477	161,644	154,963	154,963	161,644	154,963	216,417	151,402	144,720	144,720	151,402	1,862,339	1,800,928	61,411
Federal Revenue																
8181 Special Education - Entitlement	-	-	-	-	-	-	-	-	-	-	-	-	18,518	18,518	18,518	-
	-	-	-	-	-	-	-	-	-	-	-	-	18,518	18,518	18,518	-
Other State Revenue																
8311 State Special Education	-	5,947	5,947	10,704	10,704	10,704	10,704	10,704	10,704	10,704	10,704	10,704	10,704	118,936	118,936	-
8550 Mandated Cost	-	-	-	-	-	5,304	-	-	-	-	-	-	181	5,485	5,304	181
8560 State Lottery	-	-	-	-	-	-	9,121	-	-	-	9,121	-	18,241	36,483	36,483	-
8599 Other State Revenue	-	-	-	-	19,450	-	-	-	-	7,481	-	-	2,992	29,924	49,042	(19,118)
	-	5,947	5,947	10,704	30,155	16,008	19,825	10,704	10,704	27,306	-	10,704	32,119	190,828	209,764	(18,936)
Other Local Revenue																
8660 Interest Revenue	1,316	1,316	1,316	1,316	1,316	1,316	1,316	1,316	1,316	1,316	1,316	1,316	-	15,788	15,788	-
8690 Other Local Revenue	-	-	-	-	-	415	-	-	-	-	-	-	-	415	415	-
	1,316	1,316	1,316	1,316	1,316	1,731	1,316	1,316	1,316	1,316	1,316	1,316	-	16,203	16,203	-
Total Revenue	1,316	109,285	170,740	173,664	186,433	172,702	182,785	166,983	228,437	180,024	156,740	156,740	202,040	2,087,888	2,045,413	42,475
Expenses																
Certificated Salaries																
1100 Teachers' Salaries	56,290	56,290	56,290	56,290	56,290	56,290	56,290	56,290	56,290	56,290	56,290	56,290	-	675,485	657,343	(18,143)
1175 Teachers' Extra Duty/Stipends	2,624	2,624	2,624	2,624	2,624	2,624	2,624	2,624	2,624	2,624	2,624	2,624	-	31,489	30,643	(846)
1200 Pupil Support Salaries	7,368	7,368	7,368	7,368	7,368	7,368	7,368	7,368	7,368	7,368	7,368	7,368	-	88,414	86,039	(2,375)
1300 Administrators' Salaries	5,650	5,650	5,650	5,650	5,650	5,650	5,650	5,650	5,650	5,650	5,650	5,650	-	67,800	65,979	(1,821)
	71,932	71,932	71,932	71,932	71,932	71,932	71,932	71,932	71,932	71,932	71,932	71,932	-	863,189	840,004	(23,184)
Classified Salaries																
2200 Support Salaries	316	316	316	316	316	316	316	316	316	316	316	316	-	3,788	3,687	(102)
2300 Classified Administrators' Salaries	2,289	2,289	2,289	2,289	2,289	2,289	2,289	2,289	2,289	2,289	2,289	2,289	-	27,467	26,729	(738)
2400 Clerical and Office Staff Salaries	1,585	1,585	1,585	1,585	1,585	1,585	1,585	1,585	1,585	1,585	1,585	1,585	-	19,018	18,508	(511)
	4,189	4,189	4,189	4,189	4,189	4,189	4,189	4,189	4,189	4,189	4,189	4,189	-	50,274	48,924	(1,350)
Benefits																
3101 STRS	13,739	13,739	13,739	13,739	13,739	13,739	13,739	13,739	13,739	13,739	13,739	13,739	-	164,869	160,441	(4,428)
3301 OASDI	260	260	260	260	260	260	260	260	260	260	260	260	-	3,117	3,033	(84)
3311 Medicare	1,104	1,104	1,104	1,104	1,104	1,104	1,104	1,104	1,104	1,104	1,104	1,104	-	13,245	12,889	(356)
3401 Health and Welfare	9,313	9,313	9,313	9,313	9,313	9,313	9,313	9,313	9,313	9,313	9,313	9,313	-	111,754	108,753	(3,002)
3501 State Unemployment	1,349	1,349	1,349	1,349	1,349	1,349	6,744	5,395	2,698	1,349	1,349	1,349	-	26,976	26,263	(713)
3601 Workers' Compensation	1,066	1,066	1,066	1,066	1,066	1,066	1,066	1,066	1,066	1,066	1,066	1,066	-	12,788	12,445	(343)
3901 Other Benefits	189	189	189	189	189	189	189	189	189	189	189	189	-	2,262	2,202	(61)
	27,018	27,018	27,018	27,018	27,018	27,018	32,414	31,065	28,367	27,018	27,018	27,018	-	335,012	326,025	(8,987)



FY25-26 CalOps Central Coast

Monthly Cash Flow/Forecast FY27-28

Revised 6/2/25

ADA = 133.64

	Jul-27	Aug-27	Sep-27	Oct-27	Nov-27	Dec-27	Jan-28	Feb-28	Mar-28	Apr-28	May-28	Jun-28	Year-End Accruals	Annual Forecast	Prior Year Forecast	Favorable / (Unfav.)
Books and Supplies																
4100 Textbooks and Core Curricula	8,627	8,627	8,627	8,627	8,627	8,627	8,627	8,627	8,627	8,627	8,627	8,627	-	103,518	100,738	(2,780)
4200 Books and Other Materials	35	35	35	35	35	35	35	35	35	35	35	35	-	422	411	(11)
4302 School Supplies	6,362	82	44	212	48	(13)	50	70	69	132	132	132	15,696	23,016	22,398	(618)
4305 Software	7,251	7,251	7,251	7,251	7,251	7,251	7,251	7,251	7,251	7,251	7,251	7,251	-	87,014	84,677	(2,337)
4310 Office Expense	478	478	478	478	478	478	478	478	478	478	478	478	-	5,732	5,578	(154)
4311 Business Meals	122	122	122	122	122	122	122	122	122	122	122	122	-	1,460	1,421	(39)
4400 Noncapitalized Equipment	87	461	73	(12)	8,915	905	141	-	-	-	-	26,689	-	37,259	36,258	(1,001)
	22,961	17,055	16,630	16,712	25,475	17,404	16,703	16,583	16,581	16,644	16,644	43,333	15,696	258,421	251,480	(6,941)
Subagreement Services																
5102 Special Education	16,568	16,568	16,568	16,568	16,568	16,568	16,568	16,568	16,568	16,568	16,568	16,568	-	198,817	193,477	(5,340)
5103 Substitute Teacher	18	18	18	18	18	18	18	18	18	18	18	18	-	216	211	(6)
5105 Security	6	6	6	6	6	6	6	6	6	6	6	6	-	69	67	(2)
5106 Other Educational Consultants	-	-	-	-	-	-	-	-	-	-	-	-	5,274	5,274	5,132	(142)
	16,592	16,592	16,592	16,592	16,592	16,592	16,592	16,592	16,592	16,592	16,592	16,592	5,274	204,376	198,887	(5,489)
Operations and Housekeeping																
5201 Auto and Travel	1,497	1,497	1,497	1,497	1,497	1,497	1,497	1,497	1,497	1,497	1,497	1,497	-	17,965	17,482	(483)
5300 Dues & Memberships	1,374	1,374	1,374	1,374	1,374	1,374	1,374	1,374	1,374	1,374	1,374	1,374	-	16,494	16,051	(443)
5400 Insurance	454	454	454	454	454	454	454	454	454	454	454	454	-	5,449	5,302	(146)
5501 Utilities	15	15	15	15	15	15	15	15	15	15	15	15	-	176	171	(5)
5502 Janitorial Services	47	47	47	47	47	47	47	47	47	47	47	47	-	569	554	(15)
5516 Miscellaneous Expense	4	4	4	4	4	4	4	4	4	4	4	4	-	50	49	(1)
5900 Communications	1,678	1,678	1,678	1,678	1,678	1,678	1,678	1,678	1,678	1,678	1,678	1,678	-	20,138	19,597	(541)
5901 Postage and Shipping	79	79	79	79	79	79	79	79	79	79	79	79	-	949	923	(25)
	5,149	5,149	5,149	5,149	5,149	5,149	5,149	5,149	5,149	5,149	5,149	5,149	-	61,789	60,130	(1,660)
Facilities, Repairs and Other Leases																
5601 Rent	715	715	715	715	715	715	715	715	715	715	715	715	-	8,575	8,575	-
5602 Additional Rent	606	606	606	606	606	606	606	606	606	606	606	606	-	7,277	7,081	(195)
5603 Equipment Leases	39	39	39	39	39	39	39	39	39	39	39	39	-	471	458	(13)
5604 Other Leases	403	403	403	403	403	403	403	403	403	403	403	403	-	4,840	4,710	(130)
5610 Repairs and Maintenance	764	764	764	764	764	764	764	764	764	764	764	764	-	9,172	8,926	(246)
	2,528	2,528	2,528	2,528	2,528	2,528	2,528	2,528	2,528	2,528	2,528	2,528	-	30,334	29,750	(584)
Professional/Consulting Services																
5801 IT	6,523	6,523	6,523	6,523	6,523	6,523	6,523	6,523	6,523	6,523	6,523	6,523	-	78,279	76,177	(2,102)
5802 Audit & Taxes	-	-	-	378	378	378	-	-	-	-	-	-	-	1,135	1,104	(30)
5803 Legal	1,410	1,410	1,410	1,410	1,410	1,410	1,410	1,410	1,410	1,410	1,410	1,410	-	16,917	16,463	(454)
5804 Professional Development	407	407	407	407	407	407	407	407	407	407	407	407	-	4,886	4,755	(131)
5805 General Consulting	421	421	421	421	421	421	421	421	421	421	421	421	-	5,051	4,915	(136)
5806 Special Activities/Field Trips	-	-	-	-	-	-	-	3,303	3,303	3,303	-	-	-	9,909	9,642	(266)
5807 Bank Charges	5	5	5	5	5	5	5	5	5	5	5	5	-	59	57	(2)
5808 Printing	1	1	1	1	1	1	1	1	1	1	1	1	-	13	13	(0)
5809 Other taxes and fees	161	161	161	161	161	161	161	161	161	161	161	161	-	1,928	1,876	(52)
5810 Payroll Service Fee	24	24	24	24	24	24	24	24	24	24	24	24	-	283	275	(8)
5811 Management Fee	4,221	4,221	4,221	4,221	4,221	4,221	4,221	4,221	4,221	4,221	4,221	4,221	-	50,657	49,296	(1,361)
5812 District Oversight Fee	-	1,020	1,635	1,616	1,550	1,550	1,616	1,550	2,164	1,514	1,447	1,447	1,514	18,623	18,009	(614)
5814 SPED Encroachment	-	178	178	321	321	321	321	321	321	321	321	321	877	4,124	4,124	-
5815 Public Relations/Recruitment	2,494	2,494	2,494	2,494	2,494	2,494	2,494	2,494	2,494	2,494	2,494	2,494	-	29,927	29,123	(804)
	15,667	16,865	17,480	17,982	17,916	17,916	17,604	20,840	21,455	20,805	17,435	17,435	2,391	221,790	215,830	(5,960)
Depreciation																
6900 Depreciation Expense	63	63	63	63	63	63	63	63	63	63	63	63	-	755	734	(20)
	63	63	63	63	63	63	63	63	63	63	63	63	-	755	734	(20)
Interest																
	-	-	-	-	-	-	-	-	-	-	-	-	-	-	-	-
Total Expenses	166,099	161,392	161,582	162,167	170,863	162,791	167,175	168,941	166,856	164,921	161,551	188,240	23,361	2,025,939	1,971,763	(54,176)
Monthly Surplus (Deficit)	(164,784)	(52,107)	9,158	11,497	15,570	9,910	15,611	(1,959)	61,581	15,103	(4,811)	(31,500)	178,679	61,949	73,650	(11,701)



FY25-26 CalOps Central Coast

Monthly Cash Flow/Forecast FY27-28

Revised 6/2/25

ADA = 133.64

	Jul-27	Aug-27	Sep-27	Oct-27	Nov-27	Dec-27	Jan-28	Feb-28	Mar-28	Apr-28	May-28	Jun-28	Year-End Accruals	Annual Forecast	Prior Year Forecast	Favorable / (Unfav.)
Cash Flow Adjustments																
Monthly Surplus (Deficit)	(164,784)	(52,107)	9,158	11,497	15,570	9,910	15,611	(1,959)	61,581	15,103	(4,811)	(31,500)	178,679	61,949		
Cash flows from operating activities																
Depreciation/Amortization	63	63	63	63	63	63	63	63	63	63	63	63	-	755		
Public Funding Receivables	145,875	-	18,241	-	-	-	34,127	-	-	-	-	-	(202,040)	(3,797)		
Grants and Contributions Rec.	-	-	-	-	-	-	-	-	-	-	-	-	-	-		
Due To/From Related Parties	-	-	-	-	-	-	-	-	-	-	-	-	-	-		
Prepaid Expenses	-	-	-	-	-	-	-	-	-	-	-	-	-	-		
Other Assets	-	-	-	-	-	-	-	-	-	-	-	-	-	-		
Accounts Payable	(22,743)	-	-	-	-	-	-	-	-	-	-	-	23,361	619		
Accrued Expenses	-	-	-	-	-	-	-	-	-	-	-	-	-	-		
Other Liabilities	-	-	-	-	-	-	-	-	-	-	-	-	-	-		
Deferred Revenue	-	-	-	-	-	-	-	-	-	-	-	(18,882)	-	(18,882)		
Cash flows from investing activities																
Purchases of Prop. And Equip.	-	-	-	-	-	-	-	-	-	-	-	-	-	-		
Notes Receivable	-	-	-	-	-	-	-	-	-	-	-	-	-	-		
Cash flows from financing activities																
Proceeds from Factoring	-	-	-	-	-	-	-	-	-	-	-	-	-	-		
Payments on Factoring	-	-	-	-	-	-	-	-	-	-	-	-	-	-		
Proceeds(Payments) on Debt	-	-	-	-	-	-	-	-	-	-	-	-	-	-		
Total Change in Cash	(41,588)	(52,044)	27,463	11,560	15,633	9,973	49,800	(1,896)	61,643	15,166	(4,748)	(50,319)				
Cash, Beginning of Month	1,707,455	1,665,866	1,613,822	1,641,285	1,652,845	1,668,478	1,678,451	1,728,251	1,726,355	1,787,999	1,803,165	1,798,417				
Cash, End of Month	1,665,866	1,613,822	1,641,285	1,652,845	1,668,478	1,678,451	1,728,251	1,726,355	1,787,999	1,803,165	1,798,417	1,748,098				

Coversheet

Approval of Education Protection Account Resolution and Budgets (attached)

Section: V. Action Items
Item: B. Approval of Education Protection Account Resolution and Budgets
(attached)
Purpose: Vote
Submitted by:
Related Material: FY26_CalOps_EPA Resolution & Spending Plan.pdf

**SAMPLE RESOLUTION REGARDING THE EDUCATION PROTECTION
ACCOUNT**

**California Online Schools Southern California
California Online Schools Northern California
California Online Schools North Bay
California Online Schools Monterey Bay
California Online Schools Central Valley
California Online Schools Central Coast**

WHEREAS, the voters approved Proposition 30 on November 6, 2012 and Proposition 55 on November 8, 2016;

WHEREAS, Proposition 30 added Article XIII, Section 36 to the California Constitution effective November 7, 2012 and Proposition 55 Article XIII, Section 36 to the California Constitution effective November 8, 2016 (commencing 01/01/2018);

WHEREAS, the provisions of Article XIII, Section 36(e) create in the state General Fund an Education Protection Account to receive and disburse the revenues derived from the incremental increases in taxes imposed by Article XIII, Section 36(f);

WHEREAS, before June 30th of each year, the Director of Finance shall estimate the total amount of additional revenues, less refunds that will be derived from the incremental increases in tax rates made pursuant to Article XIII, Section 36(f) that will be available for transfer into the Education Protection Account during the next fiscal year;

WHEREAS, if the sum determined by the State Controller is positive, the State Controller shall transfer the amount calculated into the Education Protection Account within ten days preceding the end of the fiscal year;

WHEREAS, all monies in the Education Protection Account are hereby continuously appropriated for the support of school districts, county offices of education, charter schools and community college districts;

WHEREAS, monies deposited in the Education Protection Account shall not be used to pay any costs incurred by the Legislature, the Governor or any agency of state government;

WHEREAS, a community college district, county office of education, school district, or charter school shall have the sole authority to determine how the monies received from the Education Protection Account are spent in the school or schools within its jurisdiction;

WHEREAS, the governing board of the district shall make the spending determinations with respect to monies received from the Education Protection Account in open session of a public meeting of the governing board;

WHEREAS, the monies received from the Education Protection Account shall not be used for salaries or benefits for administrators or any other administrative cost;

WHEREAS, each community college district, county office of education, school district and charter school shall annually publish on its Internet website an accounting of how much money was received from the Education Protection Account and how that money was spent;

WHEREAS, the annual independent financial and compliance audit required of community college districts, county offices of education, school districts and charter schools shall ascertain and verify whether the funds provided from the Education Protection Account have been properly disbursed and expended as required by Article XIII, Section 36 of the California Constitution;

WHEREAS, expenses incurred by community college districts, county offices of education, school districts and charter schools to comply with the additional audit requirements of Article XIII, Section 36 may be paid with funding from the Education

Protection Act and shall not be considered administrative costs for purposes of Article XIII, Section 36.

NOW, THEREFORE, IT IS HEREBY RESOLVED:

1. The monies received from the Education Protection Account shall be spent as required by Article XIII, Section 36 and the spending determinations on how the money will be spent shall be made in open session of a public meeting of the governing board of California Online Public Schools (CalOPS):

2. In compliance with Article XIII, Section 36(e), with the California Constitution, the governing board of the California Online Public Schools (CalOPS) has determined to spend the monies received from the Education Protection Act as attached.

DATED: _____, 20____.

Board Member

Board Member

Board Member

Board Member

Board Member

California Online Public Schools
 Projected Expenditures through: June 30, 2026
 Resource 1400 Education Protection Account

Description	Object Codes	TOTAL	California Online Public Schools - Southern California	California Online Public Schools - Central Valley	California Online Public Schools - Northern California	California Online Public Schools - North Bay	California Online Public Schools - Monterey Bay	California Online Public Schools - Central Coast
AMOUNT AVAILABLE FOR THIS FISCAL YEAR								
Revenue Limit Sources	8010-8099	3,486,912.00	948,836.00	2,003,513.00	365,540.00	34,692.00	107,604.00	26,727.00
Federal Revenue	8100-8299	0.00	0.00	0.00	0.00	0.00	0.00	0.00
Other State Revenue	8300-8599	0.00	0.00	0.00	0.00	0.00	0.00	0.00
Other Local Revenue	8600-8799	0.00	0.00	0.00	0.00	0.00	0.00	0.00
All Other Financing Sources and Contributions	8900-8999	0.00	0.00	0.00	0.00	0.00	0.00	0.00
Deferred Revenue	9650	0.00	0.00	0.00	0.00	0.00	0.00	0.00
TOTAL AVAILABLE		3,486,912.00	948,836.00	2,003,513.00	365,540.00	34,692.00	107,604.00	26,727.00
EXPENDITURES AND OTHER FINANCING USES								
(Objects 1000-7999)								
Certificated Salaries	1000-1999	2,547,820.36	693,296.44	1,463,928.89	267,093.13	25,348.79	78,624.20	19,528.91
Classified Salaries	2000-2999	0.00	0.00	0.00	0.00	0.00	0.00	0.00
Employee Benefits	3000-3999	939,091.64	255,539.56	539,584.11	98,446.87	9,343.21	28,979.80	7,198.09
Books and Supplies	4000-4999	0.00	0.00	0.00	0.00	0.00	0.00	0.00
Services, Other Operating Expenses	5000-5999	0.00	0.00	0.00	0.00	0.00	0.00	0.00
Capital Outlay	6000-6599	0.00	0.00	0.00	0.00	0.00	0.00	0.00
	7100-7299							
Other Outgo (excluding Direct Support/Indirect Costs)	7400-7499	0.00	0.00	0.00	0.00	0.00	0.00	0.00
Direct Support/Indirect Costs	7300-7399	0.00	0.00	0.00	0.00	0.00	0.00	0.00
TOTAL EXPENDITURES AND OTHER FINANCING USES		3,486,912.00	948,836.00	2,003,513.00	365,540.00	34,692.00	107,604.00	26,727.00
BALANCE (Total Available minus Total Expenditures and Other Financing Uses)		0.00	0.00	0.00	0.00	0.00	0.00	0.00

Coversheet

Approval of Spring Consolidated Applications (attached)

Section: V. Action Items
Item: C. Approval of Spring Consolidated Applications (attached)
Purpose: Vote
Submitted by:
Related Material: 107_CC_FY26 Spring ConApp.pdf
103_CV_FY26 Spring ConApp.pdf
106_MB_FY26 Spring ConApp.pdf
105_NB_FY26_Spring ConApp.pdf
104_NC_FY26 Spring ConApp.pdf
102_SoCal_FY26_Spring ConApp.pdf

2025–26 Certification of Assurances

Submission of Certification of Assurances is required every fiscal year. A complete list of legal and program assurances for the fiscal year can be found at <https://www.cde.ca.gov/fg/aa/co/ca24assurancestoc.asp>.

CDE Program Contact:

Consolidated Application Support Desk, Education Data Office, ConAppSupport@cde.ca.gov, 916-319-0297

Consolidated Application Certification Statement

I hereby certify that all of the applicable state and federal rules and regulations will be observed by this applicant; that to the best of my knowledge the information contained in this application is correct and complete; and I agree to participate in the monitoring process regarding the use of these funds according to the standards and criteria set forth by the California Department of Education Federal Program Monitoring (FPM) Office. Legal assurances for all programs are accepted as the basic legal condition for the operation of selected projects and programs and copies of assurances are retained on site. I certify that we accept all assurances except for those for which a waiver has been obtained or requested. A copy of all waivers or requests is on file. I certify that actual ink signatures for this form are on file.

Authorized Representative's Full Name	LaChelle Carter
Authorized Representative's Signature	
Authorized Representative's Title	Director of Finance
Authorized Representative's Signature Date	06/05/2025

*****Warning*****

The data in this report may be protected by the Family Educational Rights and Privacy Act (FERPA) and other applicable data privacy laws. Unauthorized access or sharing of this data may constitute a violation of both state and federal law.

2025–26 Protected Prayer Certification

Every Student Succeeds Act (ESSA) Section 8524 specifies federal requirements regarding constitutionally protected prayer in public elementary and secondary schools. This form meets the annual requirement and provides written certification.

CDE Program Contact:

Miguel Cordova, Title I Policy, Program, and Support Office, MCordova@cde.ca.gov, 916-319-0381

Protected Prayer Certification Statement

The local educational agency (LEA) hereby assures and certifies to the California State Board of Education that the LEA has no policy that prevents, or otherwise denies participation in, constitutionally protected prayer in public schools as set forth in the "Guidance on Constitutionally Protected Prayer in Public Elementary and Secondary Schools."

The LEA hereby assures that this page has been printed and contains an ink signature. The ink signature copy shall be made available to the California Department of Education upon request or as part of an audit, a compliance review, or a complaint investigation.

The authorized representative agrees to the above statement	Yes
Authorized Representative's Full Name	LaChelle Carter
Authorized Representative's Title	Director of Finance
Authorized Representative's Signature Date	06/05/2025
Comment	
If the LEA is not able to certify at this time, then an explanation must be provided in the comment field. (Maximum 500 characters)	

*****Warning*****

The data in this report may be protected by the Family Educational Rights and Privacy Act (FERPA) and other applicable data privacy laws. Unauthorized access or sharing of this data may constitute a violation of both state and federal law.

2025–26 LCAP Federal Addendum Certification

CDE Program Contact:

Local Agency Systems Support Office, LCAPAddendum@cde.ca.gov, 916-323-5233

Initial Application

To receive initial funding under the Every Student Succeeds Act (ESSA), a local educational agency (LEA) must have a plan approved by the State Educational Agency on file with the State. Within California, LEAs that apply for ESSA funds for the first time are required to complete the Local Control and Accountability Plan (LCAP), the LCAP Federal Addendum Template (Addendum), and the Consolidated Application (ConApp). The LCAP, in conjunction with the Addendum and the ConApp, serve to meet the requirements of the ESSA LEA Plan.

In order to initially apply for funds, the LEA must certify that the current LCAP has been approved by the local governing board or governing body of the LEA. As part of this certification, the LEA agrees to submit the LCAP Federal Addendum, that has been approved by the local governing board or governing body of the LEA, to the California Department of Education (CDE) and acknowledges that the LEA agrees to work with the CDE to ensure that the Addendum addresses all required provisions of the ESSA programs for which they are applying for federal education funds.

Returning Application

If the LEA certified a prior year LCAP Federal Addendum Certification data collection form in the Consolidated Application and Reporting System, then the LEA may use in this form the same original approval or adoption date used in the prior year form.

County Office of Education (COE) or District For a COE, enter the original approval date as the day the CDE approved the current LCAP. For a district, enter the original approval date as the day the COE approved the current LCAP	
Direct Funded Charter Enter the adoption date of the current LCAP	06/28/2022
Authorized Representative's Full Name	LaChelle Carter
Authorized Representative's Title	Director of Finance

*****Warning*****

The data in this report may be protected by the Family Educational Rights and Privacy Act (FERPA) and other applicable data privacy laws. Unauthorized access or sharing of this data may constitute a violation of both state and federal law.

California Department of Education

Consolidated Application

California Online Public Schools Central Coast (42 75010 0138891)

Status: Certified
 Saved by: charter impact
 Date: 6/5/2025 3:05 PM

2025–26 Application for Funding

CDE Program Contact:

Consolidated Application Support Desk, Education Data Office, ConAppSupport@cde.ca.gov, 916-319-0297

Local Governing Board Approval

The local educational agency (LEA) is required to review and receive approval of their Application for Funding selections with their local governing board.

By checking this box the LEA certifies that the Local Board has approved the Application for Funding for the listed fiscal year	Yes
---	-----

District English Learner Advisory Committee Review

Per Title 5 of the California Code of Regulations Section 11308, if your LEA has more than 50 English learners, then the LEA must establish a District English Learner Advisory Committee (DELAC) which shall review and advise on the development of the application for funding programs that serve English learners.

By checking this box the LEA certifies that parent input has been received from the District English Learner Committee (if applicable) regarding the spending of Title III funds for the listed fiscal year	Yes
---	-----

Application for Categorical Programs

To receive specific categorical funds for a school year, the LEA must apply for the funds by selecting Yes below. Only the categorical funds that the LEA is eligible to receive are displayed.

Title I, Part A (Basic Grant) ESSA Sec. 1111et seq. SACS 3010	Yes
Title II, Part A (Supporting Effective Instruction) ESEA Sec. 2104 SACS 4035	Yes
Title III English Learner ESEA Sec. 3102 SACS 4203	No
Title III Immigrant ESEA Sec. 3102 SACS 4201	No
Title IV, Part A (Student and School Support) ESSA Sec. 4101 SACS 4127	Yes

*****Warning*****

The data in this report may be protected by the Family Educational Rights and Privacy Act (FERPA) and other applicable data privacy laws. Unauthorized access or sharing of this data may constitute a violation of both state and federal law.

2025–26 Substitute System for Time Accounting

This certification may be used by auditors and by California Department of Education (CDE) oversight personnel when conducting audits and sub-recipient monitoring of the substitute time-and-effort system. Approval is automatically granted when the local educational agency (LEA) submits and certifies this data collection.

CDE Program Contact:

Hilary Thomson, Fiscal Oversight and Support Office, HThomson@cde.ca.gov, 916-323-0765

The LEA certifies that only eligible employees will participate in the substitute system and that the system used to document employee work schedules includes sufficient controls to ensure that the schedules are accurate.

Detailed information on documenting salaries and wages, including both substitute systems of time accounting, are described in Procedure 905 of the California School Accounting Manual posted on the CDE web site at <https://www.cde.ca.gov/fg/ac/sa/>.

2025–26 Request for authorization	No
LEA certifies that the following is a full disclosure of any known deficiencies with the substitute system or known challenges with implementing the system (Maximum 500 characters)	

*****Warning*****

The data in this report may be protected by the Family Educational Rights and Privacy Act (FERPA) and other applicable data privacy laws. Unauthorized access or sharing of this data may constitute a violation of both state and federal law.

2025–26 Certification of Assurances

Submission of Certification of Assurances is required every fiscal year. A complete list of legal and program assurances for the fiscal year can be found at <https://www.cde.ca.gov/fg/aa/co/ca24assurancetoc.asp>.

CDE Program Contact:

Consolidated Application Support Desk, Education Data Office, ConAppSupport@cde.ca.gov, 916-319-0297

Consolidated Application Certification Statement

I hereby certify that all of the applicable state and federal rules and regulations will be observed by this applicant; that to the best of my knowledge the information contained in this application is correct and complete; and I agree to participate in the monitoring process regarding the use of these funds according to the standards and criteria set forth by the California Department of Education Federal Program Monitoring (FPM) Office. Legal assurances for all programs are accepted as the basic legal condition for the operation of selected projects and programs and copies of assurances are retained on site. I certify that we accept all assurances except for those for which a waiver has been obtained or requested. A copy of all waivers or requests is on file. I certify that actual ink signatures for this form are on file.

Authorized Representative's Full Name	LaChelle Carter
Authorized Representative's Signature	
Authorized Representative's Title	Director of Finance
Authorized Representative's Signature Date	06/05/2025

*****Warning*****

The data in this report may be protected by the Family Educational Rights and Privacy Act (FERPA) and other applicable data privacy laws. Unauthorized access or sharing of this data may constitute a violation of both state and federal law.

2025–26 Protected Prayer Certification

Every Student Succeeds Act (ESSA) Section 8524 specifies federal requirements regarding constitutionally protected prayer in public elementary and secondary schools. This form meets the annual requirement and provides written certification.

CDE Program Contact:

Miguel Cordova, Title I Policy, Program, and Support Office, MCordova@cde.ca.gov, 916-319-0381

Protected Prayer Certification Statement

The local educational agency (LEA) hereby assures and certifies to the California State Board of Education that the LEA has no policy that prevents, or otherwise denies participation in, constitutionally protected prayer in public schools as set forth in the "Guidance on Constitutionally Protected Prayer in Public Elementary and Secondary Schools."

The LEA hereby assures that this page has been printed and contains an ink signature. The ink signature copy shall be made available to the California Department of Education upon request or as part of an audit, a compliance review, or a complaint investigation.

The authorized representative agrees to the above statement	Yes
Authorized Representative's Full Name	Richard Savage
Authorized Representative's Title	Superintendent
Authorized Representative's Signature Date	06/05/2025
Comment	
If the LEA is not able to certify at this time, then an explanation must be provided in the comment field. (Maximum 500 characters)	

*****Warning*****

The data in this report may be protected by the Family Educational Rights and Privacy Act (FERPA) and other applicable data privacy laws. Unauthorized access or sharing of this data may constitute a violation of both state and federal law.

2025–26 LCAP Federal Addendum Certification

CDE Program Contact:

Local Agency Systems Support Office, LCAPAddendum@cde.ca.gov, 916-323-5233

Initial Application

To receive initial funding under the Every Student Succeeds Act (ESSA), a local educational agency (LEA) must have a plan approved by the State Educational Agency on file with the State. Within California, LEAs that apply for ESSA funds for the first time are required to complete the Local Control and Accountability Plan (LCAP), the LCAP Federal Addendum Template (Addendum), and the Consolidated Application (ConApp). The LCAP, in conjunction with the Addendum and the ConApp, serve to meet the requirements of the ESSA LEA Plan.

In order to initially apply for funds, the LEA must certify that the current LCAP has been approved by the local governing board or governing body of the LEA. As part of this certification, the LEA agrees to submit the LCAP Federal Addendum, that has been approved by the local governing board or governing body of the LEA, to the California Department of Education (CDE) and acknowledges that the LEA agrees to work with the CDE to ensure that the Addendum addresses all required provisions of the ESSA programs for which they are applying for federal education funds.

Returning Application

If the LEA certified a prior year LCAP Federal Addendum Certification data collection form in the Consolidated Application and Reporting System, then the LEA may use in this form the same original approval or adoption date used in the prior year form.

County Office of Education (COE) or District For a COE, enter the original approval date as the day the CDE approved the current LCAP. For a district, enter the original approval date as the day the COE approved the current LCAP	
Direct Funded Charter Enter the adoption date of the current LCAP	06/28/2022
Authorized Representative's Full Name	Frances Sassin
Authorized Representative's Title	Director of Business Services

*****Warning*****

The data in this report may be protected by the Family Educational Rights and Privacy Act (FERPA) and other applicable data privacy laws. Unauthorized access or sharing of this data may constitute a violation of both state and federal law.

California Department of Education

Consolidated Application

California Online Public Schools Central Valley (54 71803 0112458)

Status: Certified
 Saved by: charter impact
 Date: 6/5/2025 2:57 PM

2025–26 Application for Funding

CDE Program Contact:

Consolidated Application Support Desk, Education Data Office, ConAppSupport@cde.ca.gov, 916-319-0297

Local Governing Board Approval

The local educational agency (LEA) is required to review and receive approval of their Application for Funding selections with their local governing board.

By checking this box the LEA certifies that the Local Board has approved the Application for Funding for the listed fiscal year	Yes
---	-----

District English Learner Advisory Committee Review

Per Title 5 of the California Code of Regulations Section 11308, if your LEA has more than 50 English learners, then the LEA must establish a District English Learner Advisory Committee (DELAC) which shall review and advise on the development of the application for funding programs that serve English learners.

By checking this box the LEA certifies that parent input has been received from the District English Learner Committee (if applicable) regarding the spending of Title III funds for the listed fiscal year	No
---	----

Application for Categorical Programs

To receive specific categorical funds for a school year, the LEA must apply for the funds by selecting Yes below. Only the categorical funds that the LEA is eligible to receive are displayed.

Title I, Part A (Basic Grant) ESSA Sec. 1111et seq. SACS 3010	Yes
Title II, Part A (Supporting Effective Instruction) ESEA Sec. 2104 SACS 4035	Yes
Title III English Learner ESEA Sec. 3102 SACS 4203	No
Title III Immigrant ESEA Sec. 3102 SACS 4201	No
Title IV, Part A (Student and School Support) ESSA Sec. 4101 SACS 4127	Yes

*****Warning*****

The data in this report may be protected by the Family Educational Rights and Privacy Act (FERPA) and other applicable data privacy laws. Unauthorized access or sharing of this data may constitute a violation of both state and federal law.

2025–26 Substitute System for Time Accounting

This certification may be used by auditors and by California Department of Education (CDE) oversight personnel when conducting audits and sub-recipient monitoring of the substitute time-and-effort system. Approval is automatically granted when the local educational agency (LEA) submits and certifies this data collection.

CDE Program Contact:

Hilary Thomson, Fiscal Oversight and Support Office, HThomson@cde.ca.gov, 916-323-0765

The LEA certifies that only eligible employees will participate in the substitute system and that the system used to document employee work schedules includes sufficient controls to ensure that the schedules are accurate.

Detailed information on documenting salaries and wages, including both substitute systems of time accounting, are described in Procedure 905 of the California School Accounting Manual posted on the CDE web site at <https://www.cde.ca.gov/fg/ac/sa/>.

2025–26 Request for authorization	No
LEA certifies that the following is a full disclosure of any known deficiencies with the substitute system or known challenges with implementing the system (Maximum 500 characters)	

*****Warning*****

The data in this report may be protected by the Family Educational Rights and Privacy Act (FERPA) and other applicable data privacy laws. Unauthorized access or sharing of this data may constitute a violation of both state and federal law.

2024–25 Homeless Education Policy, Requirements, and Implementation

The purpose of this data collection is to meet federal requirements specified in 42 United States Code 11431 et seq. (Education for Homeless Children and Youths Act) and some federal requirements in Title I, Part A of the Elementary and Secondary Education Act (ESEA). This collection includes monitoring local educational agencies (LEAs) and their compliance with key provisions of the Education for Homeless Children and Youths Act including the collection of contact information for each required designated LEA’s homeless liaison.

CDE Program Contact:

Karina Barrales, Integrated Student Support and Programs Office, KBarrales@cde.ca.gov, 916-327-9692
 Deborah Avalos, Integrated Student Support and Programs Office, DAvalos@cde.ca.gov, 916-319-0599

Homeless Education Certification

The LEA hereby assures that the LEA has met the following requirements:

1. Designated a staff person as the liaison for homeless children and youths;
2. Developed a written policy that supports the enrollment and retention of homeless children and youths in schools of the LEA which:
 - a) Includes policies and practices to ensure that homeless children and youths are not stigmatized or segregated on the basis of their status as homeless;
 - b) Includes a dispute resolution process;
 - c) Ensures that transportation is provided for a homeless child or youth to and from the school of origin if requested by the parent, guardian or homeless liaison;
3. Disseminated public notice of the educational rights of homeless children and youths where such children and youths receive services under the provisions of the Education for Homeless Children and Youths Act.

Homeless Liaison Contact Information

Homeless liaison first name	Shannon
Homeless liaison last name	Doss
Homeless liaison title	Social Worker
Homeless liaison email address (Format: abc@xyz.zyx)	sdoss@calca.connectionsacademy.org
Homeless liaison telephone number (Format: 999-999-9999)	949-461-1667
Homeless liaison telephone extension	
Enter the full-time equivalent (FTE) for all personnel directly responsible for the implementation of homeless education (Format: 0.00)	0.04

Homeless Liaison Training Information

*****Warning*****

The data in this report may be protected by the Family Educational Rights and Privacy Act (FERPA) and other applicable data privacy laws. Unauthorized access or sharing of this data may constitute a violation of both state and federal law.

2024–25 Homeless Education Policy, Requirements, and Implementation

The purpose of this data collection is to meet federal requirements specified in 42 United States Code 11431 et seq. (Education for Homeless Children and Youths Act) and some federal requirements in Title I, Part A of the Elementary and Secondary Education Act (ESEA). This collection includes monitoring local educational agencies (LEAs) and their compliance with key provisions of the Education for Homeless Children and Youths Act including the collection of contact information for each required designated LEA’s homeless liaison.

CDE Program Contact:

Karina Barrales, Integrated Student Support and Programs Office, KBarrales@cde.ca.gov, 916-327-9692
 Deborah Avalos, Integrated Student Support and Programs Office, DAvalos@cde.ca.gov, 916-319-0599

Has the homeless liaison attended and/or participated in a homeless education liaison training within the last two years	Yes
Has the homeless liaison provided training to the following personnel:	
Principals and other school leaders	Yes
Attendance officers and registrars	Yes
Teachers and instructional assistants	Yes
School counselors	Yes

Homeless Education Policy and Requirements

Does the LEA have a written homeless education policy	Yes
No policy comment	
Provide an explanation why the LEA does not have a homeless education policy. (Maximum 500 characters)	
Date LEA’s board approved the homeless education policy	05/24/2022
Does the LEA meet the above federal requirements	Yes
Compliance comment	
Provide an explanation why the LEA does not comply with federal requirements. (Maximum 500 characters)	

Housing Questionnaire Identifying Homeless Children

Does your LEA use a housing questionnaire to assist with the identification of homeless children and youth	Yes
Does the housing questionnaire include best practices, rights, and protections afforded to homeless children and youth	Yes
Is the housing questionnaire made available in paper form	No
Did your LEA administer the housing questionnaire to all student body during the school year	Yes

Title I, Part A Homeless Expenditures

2024–25 Title I, Part A LEA allocation	\$233,573
2024–25 Title I, Part A direct or indirect services to homeless children reservation	\$224

*****Warning*****

The data in this report may be protected by the Family Educational Rights and Privacy Act (FERPA) and other applicable data privacy laws. Unauthorized access or sharing of this data may constitute a violation of both state and federal law.

2024–25 Homeless Education Policy, Requirements, and Implementation

The purpose of this data collection is to meet federal requirements specified in 42 United States Code 11431 et seq. (Education for Homeless Children and Youths Act) and some federal requirements in Title I, Part A of the Elementary and Secondary Education Act (ESEA). This collection includes monitoring local educational agencies (LEAs) and their compliance with key provisions of the Education for Homeless Children and Youths Act including the collection of contact information for each required designated LEA's homeless liaison.

CDE Program Contact:

Karina Barrales, Integrated Student Support and Programs Office, KBarrales@cde.ca.gov, 916-327-9692
 Deborah Avalos, Integrated Student Support and Programs Office, DAvalos@cde.ca.gov, 916-319-0599

Amount of 2024–25 Title I, Part A funds expended or encumbered for direct or indirect services for homeless children	\$224
Homeless services provided (Maximum 500 characters)	Assistance with prompt enrollment and placement, support from counselors, and resources provided to family as applicable. A liaison is assigned to assist with identification, enrollment and ongoing support of homeless students. Some students may receive printed materials, school supplies and/or extra support for internet service.
No expenditures or encumbrances comment Provide an explanation why there are no Title I, Part A expenditures or encumbrances for homeless services. (Maximum 500 characters)	

*****Warning*****

The data in this report may be protected by the Family Educational Rights and Privacy Act (FERPA) and other applicable data privacy laws. Unauthorized access or sharing of this data may constitute a violation of both state and federal law.

2025–26 Certification of Assurances

Submission of Certification of Assurances is required every fiscal year. A complete list of legal and program assurances for the fiscal year can be found at <https://www.cde.ca.gov/fg/aa/co/ca24assurancetoc.asp>.

CDE Program Contact:

Consolidated Application Support Desk, Education Data Office, ConAppSupport@cde.ca.gov, 916-319-0297

Consolidated Application Certification Statement

I hereby certify that all of the applicable state and federal rules and regulations will be observed by this applicant; that to the best of my knowledge the information contained in this application is correct and complete; and I agree to participate in the monitoring process regarding the use of these funds according to the standards and criteria set forth by the California Department of Education Federal Program Monitoring (FPM) Office. Legal assurances for all programs are accepted as the basic legal condition for the operation of selected projects and programs and copies of assurances are retained on site. I certify that we accept all assurances except for those for which a waiver has been obtained or requested. A copy of all waivers or requests is on file. I certify that actual ink signatures for this form are on file.

Authorized Representative's Full Name	LaChelle Carter
Authorized Representative's Signature	
Authorized Representative's Title	Director of Finance
Authorized Representative's Signature Date	06/05/2025

*****Warning*****

The data in this report may be protected by the Family Educational Rights and Privacy Act (FERPA) and other applicable data privacy laws. Unauthorized access or sharing of this data may constitute a violation of both state and federal law.

2025–26 Protected Prayer Certification

Every Student Succeeds Act (ESSA) Section 8524 specifies federal requirements regarding constitutionally protected prayer in public elementary and secondary schools. This form meets the annual requirement and provides written certification.

CDE Program Contact:

Miguel Cordova, Title I Policy, Program, and Support Office, MCordova@cde.ca.gov, 916-319-0381

Protected Prayer Certification Statement

The local educational agency (LEA) hereby assures and certifies to the California State Board of Education that the LEA has no policy that prevents, or otherwise denies participation in, constitutionally protected prayer in public schools as set forth in the "Guidance on Constitutionally Protected Prayer in Public Elementary and Secondary Schools."

The LEA hereby assures that this page has been printed and contains an ink signature. The ink signature copy shall be made available to the California Department of Education upon request or as part of an audit, a compliance review, or a complaint investigation.

The authorized representative agrees to the above statement	Yes
Authorized Representative's Full Name	LaChelle Carter
Authorized Representative's Title	Director of Finance
Authorized Representative's Signature Date	06/05/2025
Comment	
If the LEA is not able to certify at this time, then an explanation must be provided in the comment field. (Maximum 500 characters)	

*****Warning*****

The data in this report may be protected by the Family Educational Rights and Privacy Act (FERPA) and other applicable data privacy laws. Unauthorized access or sharing of this data may constitute a violation of both state and federal law.

2025–26 LCAP Federal Addendum Certification

CDE Program Contact:

Local Agency Systems Support Office, LCAPAddendum@cde.ca.gov, 916-323-5233

Initial Application

To receive initial funding under the Every Student Succeeds Act (ESSA), a local educational agency (LEA) must have a plan approved by the State Educational Agency on file with the State. Within California, LEAs that apply for ESSA funds for the first time are required to complete the Local Control and Accountability Plan (LCAP), the LCAP Federal Addendum Template (Addendum), and the Consolidated Application (ConApp). The LCAP, in conjunction with the Addendum and the ConApp, serve to meet the requirements of the ESSA LEA Plan.

In order to initially apply for funds, the LEA must certify that the current LCAP has been approved by the local governing board or governing body of the LEA. As part of this certification, the LEA agrees to submit the LCAP Federal Addendum, that has been approved by the local governing board or governing body of the LEA, to the California Department of Education (CDE) and acknowledges that the LEA agrees to work with the CDE to ensure that the Addendum addresses all required provisions of the ESSA programs for which they are applying for federal education funds.

Returning Application

If the LEA certified a prior year LCAP Federal Addendum Certification data collection form in the Consolidated Application and Reporting System, then the LEA may use in this form the same original approval or adoption date used in the prior year form.

County Office of Education (COE) or District For a COE, enter the original approval date as the day the CDE approved the current LCAP. For a district, enter the original approval date as the day the COE approved the current LCAP	
Direct Funded Charter Enter the adoption date of the current LCAP	06/28/2022
Authorized Representative's Full Name	LaChelle Carter
Authorized Representative's Title	Director of Finance

*****Warning*****

The data in this report may be protected by the Family Educational Rights and Privacy Act (FERPA) and other applicable data privacy laws. Unauthorized access or sharing of this data may constitute a violation of both state and federal law.

California Department of Education

Consolidated Application

California Online Public Schools Monterey Bay (44 75432 0139410)

Status: Certified
 Saved by: charter impact
 Date: 6/5/2025 3:00 PM

2025–26 Application for Funding

CDE Program Contact:

Consolidated Application Support Desk, Education Data Office, ConAppSupport@cde.ca.gov, 916-319-0297

Local Governing Board Approval

The local educational agency (LEA) is required to review and receive approval of their Application for Funding selections with their local governing board.

By checking this box the LEA certifies that the Local Board has approved the Application for Funding for the listed fiscal year	Yes
---	-----

District English Learner Advisory Committee Review

Per Title 5 of the California Code of Regulations Section 11308, if your LEA has more than 50 English learners, then the LEA must establish a District English Learner Advisory Committee (DELAC) which shall review and advise on the development of the application for funding programs that serve English learners.

By checking this box the LEA certifies that parent input has been received from the District English Learner Committee (if applicable) regarding the spending of Title III funds for the listed fiscal year	Yes
---	-----

Application for Categorical Programs

To receive specific categorical funds for a school year, the LEA must apply for the funds by selecting Yes below. Only the categorical funds that the LEA is eligible to receive are displayed.

Title I, Part A (Basic Grant) ESSA Sec. 1111et seq. SACS 3010	Yes
Title II, Part A (Supporting Effective Instruction) ESEA Sec. 2104 SACS 4035	Yes
Title III English Learner ESEA Sec. 3102 SACS 4203	No
Title III Immigrant ESEA Sec. 3102 SACS 4201	No
Title IV, Part A (Student and School Support) ESSA Sec. 4101 SACS 4127	Yes

*****Warning*****

The data in this report may be protected by the Family Educational Rights and Privacy Act (FERPA) and other applicable data privacy laws. Unauthorized access or sharing of this data may constitute a violation of both state and federal law.

2025–26 Substitute System for Time Accounting

This certification may be used by auditors and by California Department of Education (CDE) oversight personnel when conducting audits and sub-recipient monitoring of the substitute time-and-effort system. Approval is automatically granted when the local educational agency (LEA) submits and certifies this data collection.

CDE Program Contact:

Hilary Thomson, Fiscal Oversight and Support Office, HThomson@cde.ca.gov, 916-323-0765

The LEA certifies that only eligible employees will participate in the substitute system and that the system used to document employee work schedules includes sufficient controls to ensure that the schedules are accurate.

Detailed information on documenting salaries and wages, including both substitute systems of time accounting, are described in Procedure 905 of the California School Accounting Manual posted on the CDE web site at <https://www.cde.ca.gov/fg/ac/sa/>.

2025–26 Request for authorization	No
LEA certifies that the following is a full disclosure of any known deficiencies with the substitute system or known challenges with implementing the system (Maximum 500 characters)	

*****Warning*****

The data in this report may be protected by the Family Educational Rights and Privacy Act (FERPA) and other applicable data privacy laws. Unauthorized access or sharing of this data may constitute a violation of both state and federal law.

2025–26 Certification of Assurances

Submission of Certification of Assurances is required every fiscal year. A complete list of legal and program assurances for the fiscal year can be found at <https://www.cde.ca.gov/fg/aa/co/ca24assurancetoc.asp>.

CDE Program Contact:

Consolidated Application Support Desk, Education Data Office, ConAppSupport@cde.ca.gov, 916-319-0297

Consolidated Application Certification Statement

I hereby certify that all of the applicable state and federal rules and regulations will be observed by this applicant; that to the best of my knowledge the information contained in this application is correct and complete; and I agree to participate in the monitoring process regarding the use of these funds according to the standards and criteria set forth by the California Department of Education Federal Program Monitoring (FPM) Office. Legal assurances for all programs are accepted as the basic legal condition for the operation of selected projects and programs and copies of assurances are retained on site. I certify that we accept all assurances except for those for which a waiver has been obtained or requested. A copy of all waivers or requests is on file. I certify that actual ink signatures for this form are on file.

Authorized Representative's Full Name	LaChelle Carter
Authorized Representative's Signature	
Authorized Representative's Title	Director of Finance
Authorized Representative's Signature Date	06/05/2025

*****Warning*****

The data in this report may be protected by the Family Educational Rights and Privacy Act (FERPA) and other applicable data privacy laws. Unauthorized access or sharing of this data may constitute a violation of both state and federal law.

2025–26 Protected Prayer Certification

Every Student Succeeds Act (ESSA) Section 8524 specifies federal requirements regarding constitutionally protected prayer in public elementary and secondary schools. This form meets the annual requirement and provides written certification.

CDE Program Contact:

Miguel Cordova, Title I Policy, Program, and Support Office, MCordova@cde.ca.gov, 916-319-0381

Protected Prayer Certification Statement

The local educational agency (LEA) hereby assures and certifies to the California State Board of Education that the LEA has no policy that prevents, or otherwise denies participation in, constitutionally protected prayer in public schools as set forth in the "Guidance on Constitutionally Protected Prayer in Public Elementary and Secondary Schools."

The LEA hereby assures that this page has been printed and contains an ink signature. The ink signature copy shall be made available to the California Department of Education upon request or as part of an audit, a compliance review, or a complaint investigation.

The authorized representative agrees to the above statement	Yes
Authorized Representative's Full Name	LaChelle Carter
Authorized Representative's Title	Director of Finance
Authorized Representative's Signature Date	06/05/2025
Comment	
If the LEA is not able to certify at this time, then an explanation must be provided in the comment field. (Maximum 500 characters)	

*****Warning*****

The data in this report may be protected by the Family Educational Rights and Privacy Act (FERPA) and other applicable data privacy laws. Unauthorized access or sharing of this data may constitute a violation of both state and federal law.

2025–26 LCAP Federal Addendum Certification

CDE Program Contact:

Local Agency Systems Support Office, LCAPAddendum@cde.ca.gov, 916-323-5233

Initial Application

To receive initial funding under the Every Student Succeeds Act (ESSA), a local educational agency (LEA) must have a plan approved by the State Educational Agency on file with the State. Within California, LEAs that apply for ESSA funds for the first time are required to complete the Local Control and Accountability Plan (LCAP), the LCAP Federal Addendum Template (Addendum), and the Consolidated Application (ConApp). The LCAP, in conjunction with the Addendum and the ConApp, serve to meet the requirements of the ESSA LEA Plan.

In order to initially apply for funds, the LEA must certify that the current LCAP has been approved by the local governing board or governing body of the LEA. As part of this certification, the LEA agrees to submit the LCAP Federal Addendum, that has been approved by the local governing board or governing body of the LEA, to the California Department of Education (CDE) and acknowledges that the LEA agrees to work with the CDE to ensure that the Addendum addresses all required provisions of the ESSA programs for which they are applying for federal education funds.

Returning Application

If the LEA certified a prior year LCAP Federal Addendum Certification data collection form in the Consolidated Application and Reporting System, then the LEA may use in this form the same original approval or adoption date used in the prior year form.

County Office of Education (COE) or District For a COE, enter the original approval date as the day the CDE approved the current LCAP. For a district, enter the original approval date as the day the COE approved the current LCAP	
Direct Funded Charter Enter the adoption date of the current LCAP	06/28/2022
Authorized Representative's Full Name	LaChelle Carter
Authorized Representative's Title	Director of Finance

*****Warning*****

The data in this report may be protected by the Family Educational Rights and Privacy Act (FERPA) and other applicable data privacy laws. Unauthorized access or sharing of this data may constitute a violation of both state and federal law.

California Department of Education

Consolidated Application

California Online Public Schools North Bay (17 64055 0129601)

Status: Certified
 Saved by: charter impact
 Date: 6/5/2025 2:52 PM

2025–26 Application for Funding

CDE Program Contact:

Consolidated Application Support Desk, Education Data Office, ConAppSupport@cde.ca.gov, 916-319-0297

Local Governing Board Approval

The local educational agency (LEA) is required to review and receive approval of their Application for Funding selections with their local governing board.

By checking this box the LEA certifies that the Local Board has approved the Application for Funding for the listed fiscal year	Yes
---	-----

District English Learner Advisory Committee Review

Per Title 5 of the California Code of Regulations Section 11308, if your LEA has more than 50 English learners, then the LEA must establish a District English Learner Advisory Committee (DELAC) which shall review and advise on the development of the application for funding programs that serve English learners.

By checking this box the LEA certifies that parent input has been received from the District English Learner Committee (if applicable) regarding the spending of Title III funds for the listed fiscal year	Yes
---	-----

Application for Categorical Programs

To receive specific categorical funds for a school year, the LEA must apply for the funds by selecting Yes below. Only the categorical funds that the LEA is eligible to receive are displayed.

Title I, Part A (Basic Grant) ESSA Sec. 1111 et seq. SACS 3010	Yes
Title II, Part A (Supporting Effective Instruction) ESEA Sec. 2104 SACS 4035	Yes
Title III English Learner ESEA Sec. 3102 SACS 4203	No
Title III Immigrant ESEA Sec. 3102 SACS 4201	No
Title IV, Part A (Student and School Support) ESSA Sec. 4101 SACS 4127	Yes

*****Warning*****

The data in this report may be protected by the Family Educational Rights and Privacy Act (FERPA) and other applicable data privacy laws. Unauthorized access or sharing of this data may constitute a violation of both state and federal law.

2025–26 Substitute System for Time Accounting

This certification may be used by auditors and by California Department of Education (CDE) oversight personnel when conducting audits and sub-recipient monitoring of the substitute time-and-effort system. Approval is automatically granted when the local educational agency (LEA) submits and certifies this data collection.

CDE Program Contact:

Hilary Thomson, Fiscal Oversight and Support Office, HThomson@cde.ca.gov, 916-323-0765

The LEA certifies that only eligible employees will participate in the substitute system and that the system used to document employee work schedules includes sufficient controls to ensure that the schedules are accurate.

Detailed information on documenting salaries and wages, including both substitute systems of time accounting, are described in Procedure 905 of the California School Accounting Manual posted on the CDE web site at <https://www.cde.ca.gov/fg/ac/sa/>.

2025–26 Request for authorization	No
LEA certifies that the following is a full disclosure of any known deficiencies with the substitute system or known challenges with implementing the system (Maximum 500 characters)	

*****Warning*****

The data in this report may be protected by the Family Educational Rights and Privacy Act (FERPA) and other applicable data privacy laws. Unauthorized access or sharing of this data may constitute a violation of both state and federal law.

2025–26 Certification of Assurances

Submission of Certification of Assurances is required every fiscal year. A complete list of legal and program assurances for the fiscal year can be found at <https://www.cde.ca.gov/fg/aa/co/ca24assurancetoc.asp>.

CDE Program Contact:

Consolidated Application Support Desk, Education Data Office, ConAppSupport@cde.ca.gov, 916-319-0297

Consolidated Application Certification Statement

I hereby certify that all of the applicable state and federal rules and regulations will be observed by this applicant; that to the best of my knowledge the information contained in this application is correct and complete; and I agree to participate in the monitoring process regarding the use of these funds according to the standards and criteria set forth by the California Department of Education Federal Program Monitoring (FPM) Office. Legal assurances for all programs are accepted as the basic legal condition for the operation of selected projects and programs and copies of assurances are retained on site. I certify that we accept all assurances except for those for which a waiver has been obtained or requested. A copy of all waivers or requests is on file. I certify that actual ink signatures for this form are on file.

Authorized Representative's Full Name	LaChelle Carter
Authorized Representative's Signature	
Authorized Representative's Title	Director of Finance
Authorized Representative's Signature Date	06/05/2025

*****Warning*****

The data in this report may be protected by the Family Educational Rights and Privacy Act (FERPA) and other applicable data privacy laws. Unauthorized access or sharing of this data may constitute a violation of both state and federal law.

2025–26 Protected Prayer Certification

Every Student Succeeds Act (ESSA) Section 8524 specifies federal requirements regarding constitutionally protected prayer in public elementary and secondary schools. This form meets the annual requirement and provides written certification.

CDE Program Contact:

Miguel Cordova, Title I Policy, Program, and Support Office, MCordova@cde.ca.gov, 916-319-0381

Protected Prayer Certification Statement

The local educational agency (LEA) hereby assures and certifies to the California State Board of Education that the LEA has no policy that prevents, or otherwise denies participation in, constitutionally protected prayer in public schools as set forth in the "Guidance on Constitutionally Protected Prayer in Public Elementary and Secondary Schools."

The LEA hereby assures that this page has been printed and contains an ink signature. The ink signature copy shall be made available to the California Department of Education upon request or as part of an audit, a compliance review, or a complaint investigation.

The authorized representative agrees to the above statement	Yes
Authorized Representative's Full Name	LaChelle Carter
Authorized Representative's Title	Director of Finance
Authorized Representative's Signature Date	06/05/2025
Comment	
If the LEA is not able to certify at this time, then an explanation must be provided in the comment field. (Maximum 500 characters)	

*****Warning*****

The data in this report may be protected by the Family Educational Rights and Privacy Act (FERPA) and other applicable data privacy laws. Unauthorized access or sharing of this data may constitute a violation of both state and federal law.

2025–26 LCAP Federal Addendum Certification

CDE Program Contact:

Local Agency Systems Support Office, LCAPAddendum@cde.ca.gov, 916-323-5233

Initial Application

To receive initial funding under the Every Student Succeeds Act (ESSA), a local educational agency (LEA) must have a plan approved by the State Educational Agency on file with the State. Within California, LEAs that apply for ESSA funds for the first time are required to complete the Local Control and Accountability Plan (LCAP), the LCAP Federal Addendum Template (Addendum), and the Consolidated Application (ConApp). The LCAP, in conjunction with the Addendum and the ConApp, serve to meet the requirements of the ESSA LEA Plan.

In order to initially apply for funds, the LEA must certify that the current LCAP has been approved by the local governing board or governing body of the LEA. As part of this certification, the LEA agrees to submit the LCAP Federal Addendum, that has been approved by the local governing board or governing body of the LEA, to the California Department of Education (CDE) and acknowledges that the LEA agrees to work with the CDE to ensure that the Addendum addresses all required provisions of the ESSA programs for which they are applying for federal education funds.

Returning Application

If the LEA certified a prior year LCAP Federal Addendum Certification data collection form in the Consolidated Application and Reporting System, then the LEA may use in this form the same original approval or adoption date used in the prior year form.

County Office of Education (COE) or District For a COE, enter the original approval date as the day the CDE approved the current LCAP. For a district, enter the original approval date as the day the COE approved the current LCAP	
Direct Funded Charter Enter the adoption date of the current LCAP	06/28/2022
Authorized Representative's Full Name	LaChelle Carter
Authorized Representative's Title	Director of Finance

*****Warning*****

The data in this report may be protected by the Family Educational Rights and Privacy Act (FERPA) and other applicable data privacy laws. Unauthorized access or sharing of this data may constitute a violation of both state and federal law.

California Department of Education

Consolidated Application

California Online Public Schools Northern California (39 68650 0125849)

Status: Certified
 Saved by: charter impact
 Date: 6/5/2025 3:10 PM

2025–26 Application for Funding

CDE Program Contact:

Consolidated Application Support Desk, Education Data Office, ConAppSupport@cde.ca.gov, 916-319-0297

Local Governing Board Approval

The local educational agency (LEA) is required to review and receive approval of their Application for Funding selections with their local governing board.

By checking this box the LEA certifies that the Local Board has approved the Application for Funding for the listed fiscal year	Yes
---	-----

District English Learner Advisory Committee Review

Per Title 5 of the California Code of Regulations Section 11308, if your LEA has more than 50 English learners, then the LEA must establish a District English Learner Advisory Committee (DELAC) which shall review and advise on the development of the application for funding programs that serve English learners.

By checking this box the LEA certifies that parent input has been received from the District English Learner Committee (if applicable) regarding the spending of Title III funds for the listed fiscal year	Yes
---	-----

Application for Categorical Programs

To receive specific categorical funds for a school year, the LEA must apply for the funds by selecting Yes below. Only the categorical funds that the LEA is eligible to receive are displayed.

Title I, Part A (Basic Grant) ESSA Sec. 1111et seq. SACS 3010	Yes
Title II, Part A (Supporting Effective Instruction) ESEA Sec. 2104 SACS 4035	Yes
Title III English Learner ESEA Sec. 3102 SACS 4203	No
Title III Immigrant ESEA Sec. 3102 SACS 4201	No
Title IV, Part A (Student and School Support) ESSA Sec. 4101 SACS 4127	Yes

*****Warning*****

The data in this report may be protected by the Family Educational Rights and Privacy Act (FERPA) and other applicable data privacy laws. Unauthorized access or sharing of this data may constitute a violation of both state and federal law.

2025–26 Substitute System for Time Accounting

This certification may be used by auditors and by California Department of Education (CDE) oversight personnel when conducting audits and sub-recipient monitoring of the substitute time-and-effort system. Approval is automatically granted when the local educational agency (LEA) submits and certifies this data collection.

CDE Program Contact:

Hilary Thomson, Fiscal Oversight and Support Office, HThomson@cde.ca.gov, 916-323-0765

The LEA certifies that only eligible employees will participate in the substitute system and that the system used to document employee work schedules includes sufficient controls to ensure that the schedules are accurate.

Detailed information on documenting salaries and wages, including both substitute systems of time accounting, are described in Procedure 905 of the California School Accounting Manual posted on the CDE web site at <https://www.cde.ca.gov/fg/ac/sa/>.

2025–26 Request for authorization	No
LEA certifies that the following is a full disclosure of any known deficiencies with the substitute system or known challenges with implementing the system (Maximum 500 characters)	

*****Warning*****

The data in this report may be protected by the Family Educational Rights and Privacy Act (FERPA) and other applicable data privacy laws. Unauthorized access or sharing of this data may constitute a violation of both state and federal law.

2025–26 Certification of Assurances

Submission of Certification of Assurances is required every fiscal year. A complete list of legal and program assurances for the fiscal year can be found at <https://www.cde.ca.gov/fg/aa/co/ca24assurancetoc.asp>.

CDE Program Contact:

Consolidated Application Support Desk, Education Data Office, ConAppSupport@cde.ca.gov, 916-319-0297

Consolidated Application Certification Statement

I hereby certify that all of the applicable state and federal rules and regulations will be observed by this applicant; that to the best of my knowledge the information contained in this application is correct and complete; and I agree to participate in the monitoring process regarding the use of these funds according to the standards and criteria set forth by the California Department of Education Federal Program Monitoring (FPM) Office. Legal assurances for all programs are accepted as the basic legal condition for the operation of selected projects and programs and copies of assurances are retained on site. I certify that we accept all assurances except for those for which a waiver has been obtained or requested. A copy of all waivers or requests is on file. I certify that actual ink signatures for this form are on file.

Authorized Representative's Full Name	LaChelle Carter
Authorized Representative's Signature	
Authorized Representative's Title	Director of Finance
Authorized Representative's Signature Date	06/05/2025

*****Warning*****

The data in this report may be protected by the Family Educational Rights and Privacy Act (FERPA) and other applicable data privacy laws. Unauthorized access or sharing of this data may constitute a violation of both state and federal law.

2025–26 Protected Prayer Certification

Every Student Succeeds Act (ESSA) Section 8524 specifies federal requirements regarding constitutionally protected prayer in public elementary and secondary schools. This form meets the annual requirement and provides written certification.

CDE Program Contact:

Miguel Cordova, Title I Policy, Program, and Support Office, MCordova@cde.ca.gov, 916-319-0381

Protected Prayer Certification Statement

The local educational agency (LEA) hereby assures and certifies to the California State Board of Education that the LEA has no policy that prevents, or otherwise denies participation in, constitutionally protected prayer in public schools as set forth in the "Guidance on Constitutionally Protected Prayer in Public Elementary and Secondary Schools."

The LEA hereby assures that this page has been printed and contains an ink signature. The ink signature copy shall be made available to the California Department of Education upon request or as part of an audit, a compliance review, or a complaint investigation.

The authorized representative agrees to the above statement	Yes
Authorized Representative's Full Name	Richard Savage
Authorized Representative's Title	Superintendent
Authorized Representative's Signature Date	06/05/2025
Comment	
If the LEA is not able to certify at this time, then an explanation must be provided in the comment field. (Maximum 500 characters)	

*****Warning*****

The data in this report may be protected by the Family Educational Rights and Privacy Act (FERPA) and other applicable data privacy laws. Unauthorized access or sharing of this data may constitute a violation of both state and federal law.

2025–26 LCAP Federal Addendum Certification

CDE Program Contact:

Local Agency Systems Support Office, LCAPAddendum@cde.ca.gov, 916-323-5233

Initial Application

To receive initial funding under the Every Student Succeeds Act (ESSA), a local educational agency (LEA) must have a plan approved by the State Educational Agency on file with the State. Within California, LEAs that apply for ESSA funds for the first time are required to complete the Local Control and Accountability Plan (LCAP), the LCAP Federal Addendum Template (Addendum), and the Consolidated Application (ConApp). The LCAP, in conjunction with the Addendum and the ConApp, serve to meet the requirements of the ESSA LEA Plan.

In order to initially apply for funds, the LEA must certify that the current LCAP has been approved by the local governing board or governing body of the LEA. As part of this certification, the LEA agrees to submit the LCAP Federal Addendum, that has been approved by the local governing board or governing body of the LEA, to the California Department of Education (CDE) and acknowledges that the LEA agrees to work with the CDE to ensure that the Addendum addresses all required provisions of the ESSA programs for which they are applying for federal education funds.

Returning Application

If the LEA certified a prior year LCAP Federal Addendum Certification data collection form in the Consolidated Application and Reporting System, then the LEA may use in this form the same original approval or adoption date used in the prior year form.

County Office of Education (COE) or District For a COE, enter the original approval date as the day the CDE approved the current LCAP. For a district, enter the original approval date as the day the COE approved the current LCAP	
Direct Funded Charter Enter the adoption date of the current LCAP	08/10/2023
Authorized Representative's Full Name	LaChelle Carter
Authorized Representative's Title	Director of Finance

*****Warning*****

The data in this report may be protected by the Family Educational Rights and Privacy Act (FERPA) and other applicable data privacy laws. Unauthorized access or sharing of this data may constitute a violation of both state and federal law.

California Department of Education

Consolidated Application

California Online Public Schools Southern California (30 66464 0106765)

Status: Certified
 Saved by: charter impact
 Date: 6/5/2025 2:49 PM

2025–26 Application for Funding

CDE Program Contact:

Consolidated Application Support Desk, Education Data Office, ConAppSupport@cde.ca.gov, 916-319-0297

Local Governing Board Approval

The local educational agency (LEA) is required to review and receive approval of their Application for Funding selections with their local governing board.

By checking this box the LEA certifies that the Local Board has approved the Application for Funding for the listed fiscal year	Yes
---	-----

District English Learner Advisory Committee Review

Per Title 5 of the California Code of Regulations Section 11308, if your LEA has more than 50 English learners, then the LEA must establish a District English Learner Advisory Committee (DELAC) which shall review and advise on the development of the application for funding programs that serve English learners.

By checking this box the LEA certifies that parent input has been received from the District English Learner Committee (if applicable) regarding the spending of Title III funds for the listed fiscal year	No
---	----

Application for Categorical Programs

To receive specific categorical funds for a school year, the LEA must apply for the funds by selecting Yes below. Only the categorical funds that the LEA is eligible to receive are displayed.

Title I, Part A (Basic Grant) ESSA Sec. 1111et seq. SACS 3010	Yes
Title II, Part A (Supporting Effective Instruction) ESEA Sec. 2104 SACS 4035	Yes
Title III English Learner ESEA Sec. 3102 SACS 4203	No
Title III Immigrant ESEA Sec. 3102 SACS 4201	No
Title IV, Part A (Student and School Support) ESSA Sec. 4101 SACS 4127	Yes

*****Warning*****

The data in this report may be protected by the Family Educational Rights and Privacy Act (FERPA) and other applicable data privacy laws. Unauthorized access or sharing of this data may constitute a violation of both state and federal law.

2025–26 Substitute System for Time Accounting

This certification may be used by auditors and by California Department of Education (CDE) oversight personnel when conducting audits and sub-recipient monitoring of the substitute time-and-effort system. Approval is automatically granted when the local educational agency (LEA) submits and certifies this data collection.

CDE Program Contact:

Hilary Thomson, Fiscal Oversight and Support Office, HThomson@cde.ca.gov, 916-323-0765

The LEA certifies that only eligible employees will participate in the substitute system and that the system used to document employee work schedules includes sufficient controls to ensure that the schedules are accurate.

Detailed information on documenting salaries and wages, including both substitute systems of time accounting, are described in Procedure 905 of the California School Accounting Manual posted on the CDE web site at <https://www.cde.ca.gov/fg/ac/sa/>.

2025–26 Request for authorization	No
LEA certifies that the following is a full disclosure of any known deficiencies with the substitute system or known challenges with implementing the system (Maximum 500 characters)	

*****Warning*****

The data in this report may be protected by the Family Educational Rights and Privacy Act (FERPA) and other applicable data privacy laws. Unauthorized access or sharing of this data may constitute a violation of both state and federal law.

Coversheet

Approval of CalOPS Local Control and Accountability Plan (LCAP) Annual Updates (attached)

Section: V. Action Items
Item: D. Approval of CalOPS Local Control and Accountability Plan (LCAP)
Annual Updates (attached)

Purpose: Vote

Submitted by:

Related Material:

2025_Local_Control_and_Accountability_Plan_California_Connections_Academy_Central_Coast_20250603.pdf

2025_Local_Control_and_Accountability_Plan_California_Connections_Academy_Central_Valley_20250603.pdf

2025_Local_Control_and_Accountability_Plan_California_Connections_Academy_Monterey_Bay_20250603.pdf

2025_Local_Control_and_Accountability_Plan_California_Connections_Academy_North_Bay_20250603.pdf

2025_Local_Control_and_Accountability_Plan_California_Connections_Academy_Northern_California_20250603.pdf

2025_Local_Control_and_Accountability_Plan_California_Connections_Academy_Southern_California_20250603.pdf



California Online Public Schools

LCFF Budget Overview for Parents

Local Educational Agency (LEA) Name: California Online Public Schools Central Coast

CDS Code: 42-75010-0138891

School Year: 2025-26

LEA contact information:

Dr. Richard Savage

Superintendent

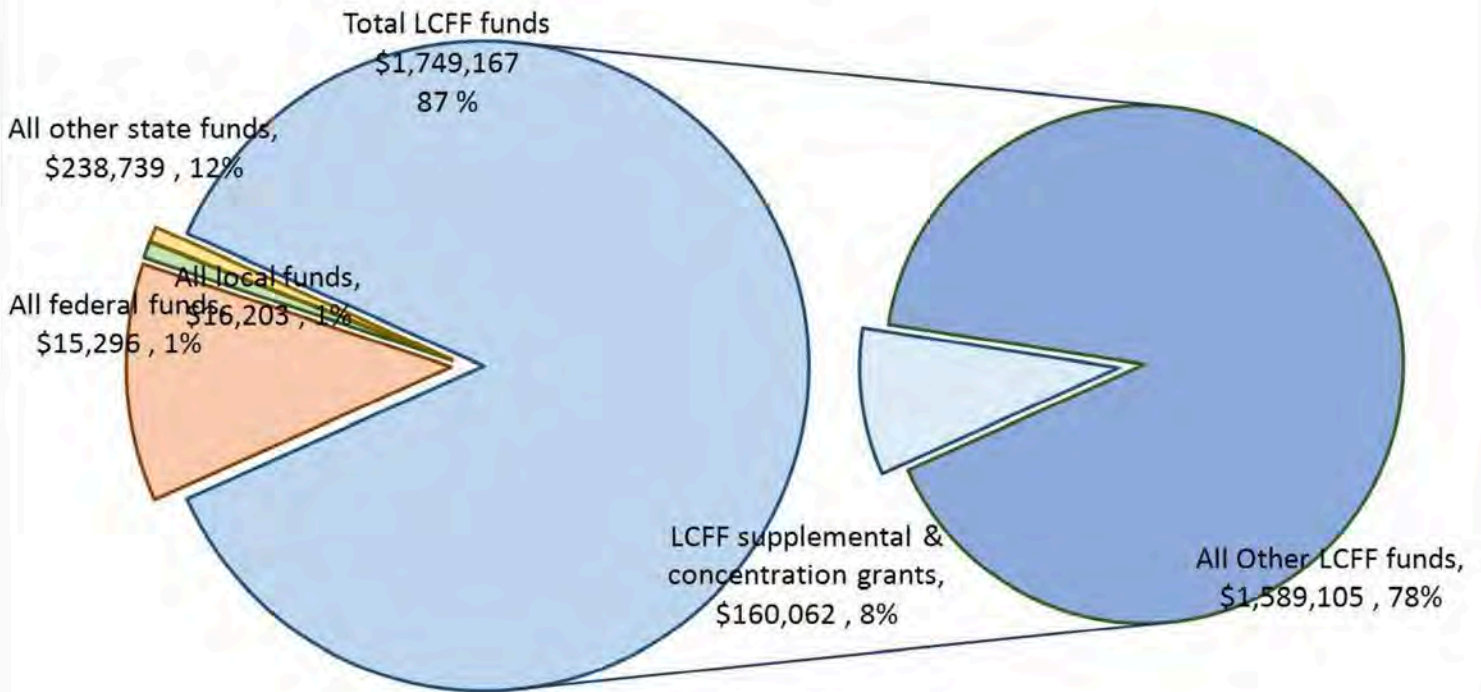
rsavage@californiaops.org

(949) 461-1667

School districts receive funding from different sources: state funds under the Local Control Funding Formula (LCFF), other state funds, local funds, and federal funds. LCFF funds include a base level of funding for all LEAs and extra funding - called "supplemental and concentration" grants - to LEAs based on the enrollment of high needs students (foster youth, English learners, and low-income students).

Budget Overview for the 2025-26 School Year

Projected Revenue by Fund Source

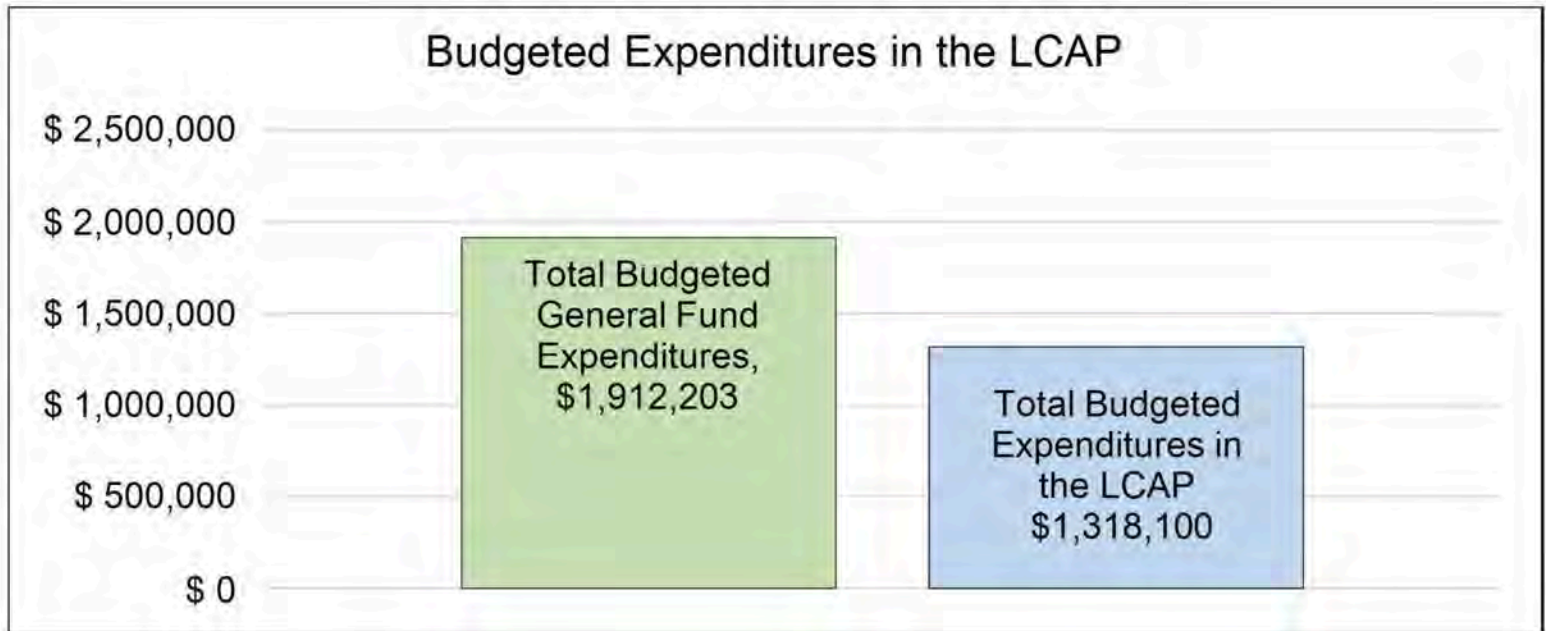


This chart shows the total general purpose revenue California Online Public Schools Central Coast expects to receive in the coming year from all sources.

The text description for the above chart is as follows: The total revenue projected for California Online Public Schools Central Coast is \$2,019,405, of which \$1,749,167 is Local Control Funding Formula (LCFF), \$238,739 is other state funds, \$16,203 is local funds, and \$15,296 is federal funds. Of the \$1,749,167 in LCFF Funds, \$160,062 is generated based on the enrollment of high needs students (foster youth, English learner, and low-income students).

LCFF Budget Overview for Parents

The LCFF gives school districts more flexibility in deciding how to use state funds. In exchange, school districts must work with parents, educators, students, and the community to develop a Local Control and Accountability Plan (LCAP) that shows how they will use these funds to serve students.



This chart provides a quick summary of how much California Online Public Schools Central Coast plans to spend for 2025-26. It shows how much of the total is tied to planned actions and services in the LCAP.

The text description of the above chart is as follows: California Online Public Schools Central Coast plans to spend \$1,912,203 for the 2025-26 school year. Of that amount, \$1,318,100 is tied to actions/services in the LCAP and \$594,103 is not included in the LCAP. The budgeted expenditures that are not included in the LCAP will be used for the following:

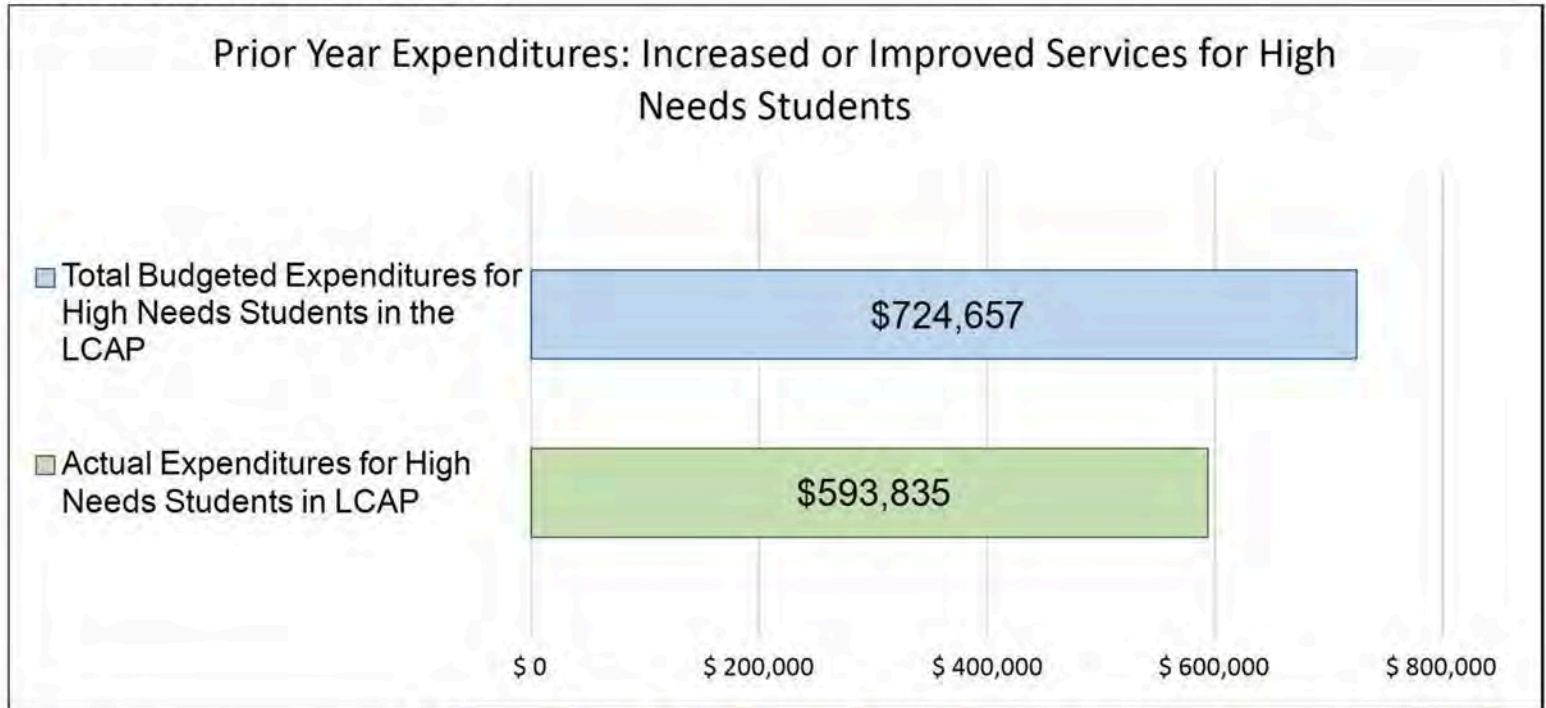
Many of the items in the LCAP focus on actions that staff members will be responsible for, so most staff costs are included in the LCAP expenditures. Expenses not included in the LCAP include insurance, travel costs related to professional development and staffing for student events; facility costs, including utilities, phone, internet as well as office supplies and equipment. Other expenses not reflected in the LCAP include district oversight fees; and professional costs such as audit fees, legal fees, dues, etc. The school budget which details each of these costs and the amounts budgeted for each is available upon request from the school.

Increased or Improved Services for High Needs Students in the LCAP for the 2025-26 School Year

In 2025-26, California Online Public Schools Central Coast is projecting it will receive \$160,062 based on the enrollment of foster youth, English learner, and low-income students. California Online Public Schools Central Coast must describe how it intends to increase or improve services for high needs students in the LCAP. California Online Public Schools Central Coast plans to spend \$740,561 towards meeting this requirement, as described in the LCAP.

LCFF Budget Overview for Parents

Update on Increased or Improved Services for High Needs Students in 2024-25



This chart compares what California Online Public Schools Central Coast budgeted last year in the LCAP for actions and services that contribute to increasing or improving services for high needs students with what California Online Public Schools Central Coast estimates it has spent on actions and services that contribute to increasing or improving services for high needs students in the current year.

The text description of the above chart is as follows: In 2024-25, California Online Public Schools Central Coast's LCAP budgeted \$724,657 for planned actions to increase or improve services for high needs students. California Online Public Schools Central Coast actually spent \$593,835 for actions to increase or improve services for high needs students in 2024-25.

The difference between the budgeted and actual expenditures of \$130,822 had the following impact on California Online Public Schools Central Coast's ability to increase or improve services for high needs students:

This variance was due to a transitional year with planned ADA reductions and shifts in student demographics. While funding projections were based on prior enrollment, implementation remained high-quality and targeted.



California Online Public Schools

Local Control and Accountability Plan

The instructions for completing the Local Control and Accountability Plan (LCAP) follow the template.

Local Educational Agency (LEA) Name	Contact Name and Title	Email and Phone
California Online Public Schools Central Coast	Dr. Richard Savage Superintendent	rsavage@californiaops.org (949) 461-1667

Plan Summary [2025-26]

General Information

A description of the LEA, its schools, and its students in grades transitional kindergarten–12, as applicable to the LEA. LEAs may also provide information about their strategic plan, vision, etc.

California Online Public Schools Central Coast serves students in grades TK-12 through an online program under California's independent study laws, operating as a non-classroom based public charter school. The school operates under a charter authorized by the Cuyama Joint Unified School District, and enrolls students in three counties: Santa Barbara, Ventura, and San Luis Obispo. In the 2019-2020 school year, the school opened its doors for the first time. The school is governed by the non-profit charter management organization, California Online Public Schools (CalOPS). There are currently six schools in the CalOPS family that run under the same school model.

Students attend school primarily from home, supervised by a Learning Coach (generally a parent), following a Personalized Learning Plan that integrates technology and standards-aligned curriculum under the supervision of professional, fully qualified, certificated teachers. California Online Public Schools Central Coast is tailor-made for a diverse array of students who benefit from a quality alternative to the traditional brick and mortar classroom. These include students whose families seek more direct involvement in their education; students who are homebound due to illness or disability; exceptional students who are far ahead of or far behind their peers in school; young people pursuing artistic or athletic careers that require a flexible school schedule; students in group homes or institutions; and students at risk of academic failure who may particularly benefit from intensive, personalized instruction. The school is governed and operated by an independent Board of Directors, CalOPS, that is made up of a mix of educators, parents, and community representatives. California Online Public Schools' goal is to set a new standard for virtual education excellence in California. To reach this goal, students at the school are provided with a top-quality and diverse curriculum that combines the best in print and technology and that is designed to meet all state standards. Students have opportunities to engage in community based field trips and other in-person learning and social activities to supplement the online program.

Some considerations that are unique to the California Online Public Schools Central Coast program and that have an effect on the performance metrics described in this LCAP include:

A public charter school of choice, which parents choose for a wide variety of reasons

The school serves all grade levels, TK-12, which is different from most traditional public schools

A high mobility rate, which results in a large population of new students each year

A diverse and spread-out population that has difficulty participating in State Testing.

A high percentage of high school students who enroll are deficient in the credits needed to graduate on time and therefore, take more than 4 years to graduate

A growing unduplicated pupil demographic, specifically English Language Learners at all grade levels.

A transitional year in 2024-2025 of change that involved new internal systems (SIS and LMS) and curriculum at all grade levels.

When considering student outcomes for the school, these factors are important to take into consideration, in particular, the high mobility rate for students, as well as the time it takes for students to adapt to a completely online learning environment. Due to the unique virtual charter school program offered, the school experiences a lot of student turnover both during the year as well as from year to year. Many students and families choose a virtual charter school program to serve a unique need for a particular period of time, e.g., medical reasons, sports, a family move, bullying, etc. Their intent is to solve a family issue and enroll in a virtual school for a limited time. Families report that it takes a while to adapt to working in an independent study and virtual school environment, so students who do choose to stay in the program for more than one year are more academically successful in their second and subsequent years. The school makes ongoing significant efforts to provide training and support to increase retention and student success in the program, as reflected in some of the goals and actions in this LCAP.

Reflections: Annual Performance

A reflection on annual performance based on a review of the California School Dashboard (Dashboard) and local data.

California Online Public Schools Central Coast's 2024 Dashboard performance reflects a concerted alignment with our school's LCAP goals and actions. We have rigorously analyzed and engaged stakeholders in discussions about the performance data to maintain a steadfast focus on student and school achievement and advancement throughout the LCAP development process.

While it is crucial to address all areas of the accountability system to ensure equitable outcomes for all student groups, we are particularly attentive to both our successes highlighted on the dashboard and the specific areas and groups demonstrating the greatest need based on the data.

Our strengths on the 2024 Dashboard are prominently reflected in our school's Suspension Rate. California Online Public Schools Central Coast proudly boasts a Suspension Rate of zero percent across all student groups, a noteworthy achievement compared to the state's average suspension rate of 3.2%. This accomplishment underscores our dedication to fostering open communication with our students, cultivating robust teacher-student relationships, and promoting academic consistency.

It is also important to note that the 2024 Dashboard does not provide performance colors for English Learner Progress, College and Career, or Graduation Rate due to the small number of students enrolled in these indicators, which prevents public reporting.

However, the 2024 Dashboard also sheds light on areas of focus and growth that necessitate our attention to ensure the success of all students and student groups at our school. These areas serve as guiding points for our ongoing efforts to enhance our educational offerings and support systems, ultimately striving for continuous improvement and student achievement.

Notably, California Online Public Schools Central Coast is identified with lower performance levels in Academic Performance for English Language Arts and Mathematics. In English Language Arts, all students scored an average of 67.6 points below standard but showed a gain of 7.7 points from the prior year. The Socioeconomically Disadvantaged student group had the lowest reported score at 71.8 points below standard, reflecting a notable improvement of 28.2 points. In Mathematics, the all-student group scored 126.1 points below standard, with a gain of 16.7 points. The Hispanic student group showed the lowest score at 149.6 points below standard, but with a positive increase of 28.4 points from the prior year.

A deeper examination of this data indicates that chronic absenteeism and low state testing participation are contributing factors to these outcomes. Chronic Absenteeism is marked in the Red performance band with 24.7% of students chronically absent, an increase of 13.3 percentage points from the prior year. The Socioeconomically Disadvantaged group showed the highest rate of chronic absenteeism at 30.6%, while the White student group increased to 15.4%, placing it in the Orange band.

As an online school, we continue to face challenges in ensuring students participate in statewide testing at in-person locations. Conversations with stakeholders have revealed that travel logistics, work schedules, and student anxiety are common barriers to participation. In response, we have expanded access through remote testing options, introduced more geographically distributed testing locations for students in need of 1:1 testing, and bolstered our outreach to families through targeted communication, and incorporated more practice assessments into our curriculum. We are also targeting early elementary testing participation to build a strong culture of testing consistency from an early age.

In conclusion, California Online Public Schools Central Coast remains steadfast in its commitment to addressing areas of improvement highlighted by the 2024 Dashboard while building upon our strengths to ensure the success of all our students. Through collaborative efforts, targeted interventions, and ongoing support, we are dedicated to fostering a culture of continuous improvement and student achievement at California Online Public Schools Central Coast.

Reflections: Technical Assistance

As applicable, a summary of the work underway as part of technical assistance.

NA

Comprehensive Support and Improvement

An LEA with a school or schools eligible for comprehensive support and improvement must respond to the following prompts.

Schools Identified

A list of the schools in the LEA that are eligible for comprehensive support and improvement.

NA

Support for Identified Schools

A description of how the LEA has or will support its eligible schools in developing comprehensive support and improvement plans.

Monitoring and Evaluating Effectiveness

A description of how the LEA will monitor and evaluate the plan to support student and school improvement.

Engaging Educational Partners

A summary of the process used to engage educational partners in the development of the LCAP.

School districts and county offices of education must, at a minimum, consult with teachers, principals, administrators, other school personnel, local bargaining units, parents, and students in the development of the LCAP.

Charter schools must, at a minimum, consult with teachers, principals, administrators, other school personnel, parents, and students in the development of the LCAP.

An LEA receiving Equity Multiplier funds must also consult with educational partners at schools generating Equity Multiplier funds in the development of the LCAP, specifically, in the development of the required focus goal for each applicable school.

Educational Partner(s)	Process for Engagement
School Parents/Caretakers	School Advisory Committee Meetings, ELAC meetings, Parent/Administration Collaboration Meetings, Parent satisfaction surveys, LCAP goal input surveys, State Testing Surveys, and curriculum feedback forms, Charter School Board Meetings
Students	School Advisory Committee Meetings, ELAC meetings, YouthTruth Student engagement survey, LCAP goal input surveys, State Testing Surveys, and curriculum feedback forms, Charter School Board Meetings
Teachers	School Advisory Committee Meetings, ELAC meetings, Staff engagement survey, LCAP goal input surveys, State Testing Surveys, curriculum feedback form, School Enhancement Target reviews, Brown Bag Staff Meetings, Charter School Board Meetings, WASC Accreditation Focus Group Meetings, and Back to school 'All Staff' Meetings.
Administration/Principals	School Advisory Committee Meetings, ELAC meetings, Staff engagement survey, LCAP goal input surveys, State Testing Surveys, curriculum feedback form, School Enhancement Target reviews, Brown Bag Staff Meetings, Charter School Board Meetings, WASC Accreditation Focus Group Meetings, Executive Leadership Team Meetings, and Back to school 'All Staff' Meetings.
Other school personnel	School Advisory Committee Meetings, ELAC meetings, Staff engagement survey, LCAP goal input surveys, State Testing Surveys, Brown Bag Staff Meetings, Charter School Board Meetings, WASC

Educational Partner(s)	Process for Engagement
	Accreditation Focus Group Meetings, Executive Leadership Team Meetings, and Back to school 'All Staff' Meetings.

A description of how the adopted LCAP was influenced by the feedback provided by educational partners.

The educational partner engagement processes outlined by California Online Public Schools are thorough and comprehensive, demonstrating a strong commitment to inclusivity and collaboration in the development of the LCAP.

The use of surveys as a means to gather feedback from parents, students, and other stakeholders is a valuable practice, allowing for targeted input on areas of need and school improvement. Open-ended questions enable stakeholders to provide detailed feedback, which can be instrumental in shaping the direction of the LCAP.

The various meetings, such as the School Advisory Committee, Caretaker and Administration Collaboration Meetings, and English Learner Advisory Committee Meetings, provide forums for stakeholders to engage in discussions about school programs, policies, and the LCAP. These meetings ensure that diverse perspectives are considered and that stakeholders have opportunities to convey their thoughts, celebrations, and concerns directly to the school administration.

Additionally, the involvement of the Charter School Board, authorizing district, and WASC accreditation process further enhances accountability and ensures alignment with broader educational goals and standards.

The Executive Leadership Team Meetings play a crucial role in refining LCAP goals and priorities based on stakeholder input, with representation from various departments within the school. This ensures that the actions and expenditures required to implement the LCAP are carefully considered and agreed upon.

Furthermore, the inclusion of all staff in back-to-school and end-of-year meetings, and grade level and department meetings, provides additional opportunities for input into school improvement efforts, fostering a culture of continuous feedback and collaboration among staff members.

Overall, the multi-faceted approach to stakeholder engagement outlined by California Online Public Schools Central Coast reflects a commitment to transparency, accountability, and continuous improvement in serving the needs of students, families, and the school community.

Goals and Actions

Goal

Goal #	Description	Type of Goal
1	All students will learn and achieve in a safe, secure, effective, and rigorous learning environment.	Broad Goal

State Priorities addressed by this goal.

- Priority 1: Basic (Conditions of Learning)
- Priority 2: State Standards (Conditions of Learning)
- Priority 3: Parental Involvement (Engagement)
- Priority 4: Pupil Achievement (Pupil Outcomes)
- Priority 5: Pupil Engagement (Engagement)
- Priority 6: School Climate (Engagement)
- Priority 7: Course Access (Conditions of Learning)
- Priority 8: Other Pupil Outcomes (Pupil Outcomes)

An explanation of why the LEA has developed this goal.

As an educational organization, student success is our highest priority. The actions associated with this goal are designed to help every student reach their highest academic potential. All metrics associated with the goal are selected to measure as many elements of academic achievement as are relevant and available.

Measuring and Reporting Results

Metric #	Metric	Baseline	Year 1 Outcome	Year 2 Outcome	Target for Year 3 Outcome	Current Difference from Baseline
1.1	The median percent progress towards Typical Growth after the first two diagnostics (through month 5) in Reading as measured by i-Ready	In 2023-2024, the median percent progress towards Typical Growth after the first two diagnostics (through month 6) in Reading was 67.5%	In 2024-2025, the median percent progress towards Typical Growth after the first two diagnostics (through month 6) in Reading was 60%		The desired outcome for 2026 - 2027, the median percent progress towards Typical Growth after the first two diagnostics (through month 5) in Reading will be 70.8%	The difference from baseline is - 7.5%

Metric #	Metric	Baseline	Year 1 Outcome	Year 2 Outcome	Target for Year 3 Outcome	Current Difference from Baseline
1.2	The median percent progress towards Typical Growth after the first two diagnostics (through month 5) in Math as measured by i-Ready	In 2023-2024, the median percent progress towards Typical Growth after the first two diagnostics (through month 6) in Math was 57%	In 2024-2025, the median percent progress towards Typical Growth after the first two diagnostics (through month 6) in Math was 50%		The desired outcome for 2026 - 2027, the median percent progress towards Typical Growth after the first two diagnostics (through month 5) in Math will be 60%	The difference from baseline is - 7%
1.3	Increase English Learner reclassification rates	In 2023-2024, the RFEP rate through month 8 was 0%	In 2024-2025 the RFEP rate through month 8 was 0%		The desired outcome for 2026 - 2027 is an RFEP rate through month 8 of .25%	The difference from baseline is 0%

Goal Analysis [2024-25]

An analysis of how this goal was carried out in the previous year.

A description of overall implementation, including any substantive differences in planned actions and actual implementation of these actions, and any relevant challenges and successes experienced with implementation.

California Online Public Schools Central Coast successfully implemented the core actions tied to Goal 1, including the continued use of diagnostic assessments (i-Ready, MAP), development of MTSS academic interventions, and professional learning communities (PLCs) focused on re-teaching and accelerating academic growth. Teachers utilized both synchronous and asynchronous tools to support instruction, and additional support was provided to English Learners and foster/homeless youth. No major deviations from the planned actions occurred.

An explanation of material differences between Budgeted Expenditures and Estimated Actual Expenditures and/or Planned Percentages of Improved Services and Estimated Actual Percentages of Improved Services.

Most expenditures aligned closely with the planned amounts. Contributing actions—including professional development, MTSS interventions, and support for EL and foster youth—were funded as projected, supporting improved services for high-needs students. Any minor differences were operational rather than programmatic and did not impede service delivery.

A description of the effectiveness or ineffectiveness of the specific actions to date in making progress toward the goal.

Implementation led to steady academic progress. Although i-Ready metrics showed a slight decline in Reading typical growth (60%) and a modest dip in Math (50%), PLCs and academic support structures remained strong. Continued professional development and academic data analysis have been effective in identifying students needing additional support and responding accordingly.

A description of any changes made to the planned goal, metrics, target outcomes, or actions for the coming year that resulted from reflections on prior practice.

In response to current outcomes, the school will increase targeted support for EL reclassification, reinforce academic intervention plans through PLC collaboration, and ensure that MTSS is deployed equitably. A renewed focus on aligning instructional tools and strategies to grade-level standards will guide refinements for 2025–26.

A report of the Total Estimated Actual Expenditures for last year's actions may be found in the Annual Update Table. A report of the Estimated Actual Percentages of Improved Services for last year's actions may be found in the Contributing Actions Annual Update Table.

Actions

Action #	Title	Description	Total Funds	Contributing
1.1	Professional Development for Academic Achievement	Teachers will participate in both in-person and virtual professional development focused on supporting academic achievement in the core as well as electives and CTE.	\$5,278.08	Yes
1.2	Diagnostic Assessments and MTSS Academic Interventions	Diagnostic assessments, such as i-Ready and MAP, will be administered 3x per year in Reading and Math, results will be analyzed by school leadership, and the data will be presented to the appropriate Professional Learning Communities (PLCs) for their analysis and MTSS academic intervention planning.	\$287,082.67	Yes
1.3	Teacher Collaboration for Academic Achievement	PLCs will discuss performance data to determine best strategies and methods and will implement best practices to re-teach and accelerate, as needed, all students in all subject areas.	\$329,512.00	Yes
1.4	Synchronous and Asynchronous Instructional Tools	Teachers will utilize high-engagement online instructional tools to benefit both synchronous and asynchronous lesson design and delivery.	\$6,705.41	Yes

Action #	Title	Description	Total Funds	Contributing
1.5	English Learner Student Achievement	Refinement of support for EL students to increase engagement and achievement to ensure progress towards English language proficiency.	\$5,574.36	Yes
1.6	LTEL Support	Implement processes for identifying and transitioning Long Term English Learner students towards reclassification.	\$1,944.00	Yes
1.7	Foster and Homeless Academic Achievement	Foster/homeless youth will be automatically eligible to receive various interventions such as specialized tutoring support through PLC discussions, student support section, enhanced monitoring by teachers, and consideration for modifications to graduation	\$2,108.50	Yes

Goals and Actions

Goal

Goal #	Description	Type of Goal
2	All stakeholder groups will demonstrate active engagement in the school program.	Broad Goal

State Priorities addressed by this goal.

- Priority 1: Basic (Conditions of Learning)
- Priority 2: State Standards (Conditions of Learning)
- Priority 3: Parental Involvement (Engagement)
- Priority 4: Pupil Achievement (Pupil Outcomes)
- Priority 5: Pupil Engagement (Engagement)
- Priority 6: School Climate (Engagement)
- Priority 7: Course Access (Conditions of Learning)
- Priority 8: Other Pupil Outcomes (Pupil Outcomes)

An explanation of why the LEA has developed this goal.

In order to achieve in any manner, the school community needs to be engaged with one another. Actions associated with this goal are designed to help the school community engage in the pursuit of academic success and also success in society, both while enrolled in our school and beyond. All metrics associated with this goal are selected to measure engagement through the unique lens of our virtual environment as are relevant and available.

Measuring and Reporting Results

Metric #	Metric	Baseline	Year 1 Outcome	Year 2 Outcome	Target for Year 3 Outcome	Current Difference from Baseline
2.1	Maintain a high rate of biweekly contacts	In 2023 - 2024, the average biweekly contact rate was 97.3%	In 2024-2025, the average biweekly contact rate was 87%		The desired outcome for 2026 - 2027 is an average biweekly contact rate of 99.2% through month 8.	The difference from baseline is - 10.3%
2.2	Decrease chronic absenteeism	The 2023 - 2024 chronic absenteeism rate after month 7 was 15.94%	The 2024-2025 chronic absenteeism rate		The desired outcome for 2026-2027 month 7 chronic	The difference from baseline is 9.06%

Metric #	Metric	Baseline	Year 1 Outcome	Year 2 Outcome	Target for Year 3 Outcome	Current Difference from Baseline
			after month 7 was 25%		absenteeism rate will be less than 14.34%.	
2.3	Maintain a low suspension rate	The 2022-2023 suspension rate was 0%	The 2023-2024 suspension rate was 0%		The desired outcome for 2026-2027 suspension rate is 0%	The difference from baseline is 0%

Goal Analysis [2024-25]

An analysis of how this goal was carried out in the previous year.

A description of overall implementation, including any substantive differences in planned actions and actual implementation of these actions, and any relevant challenges and successes experienced with implementation.

Implementation of Goal 2 included strong progress in technology access (devices, internet reimbursement), biweekly contacts, tiered re-engagement strategies, and family/caretaker supports. In-person and virtual engagement activities remained a consistent feature, along with staff training in social-emotional support and the inclusion of foster/homeless liaison roles.

An explanation of material differences between Budgeted Expenditures and Estimated Actual Expenditures and/or Planned Percentages of Improved Services and Estimated Actual Percentages of Improved Services.

Expenditures generally aligned with budgeted projections. Technology and engagement support actions—particularly those supporting access and inclusion—remained fully funded. No significant material differences impacted implementation of re-engagement or caretaker support strategies.

A description of the effectiveness or ineffectiveness of the specific actions to date in making progress toward the goal.

The school maintained a 0% suspension rate, highlighting a safe and inclusive environment. However, the chronic absenteeism rate increased to 25%, and biweekly contact rates declined to 87%, indicating a need for deeper outreach and earlier intervention. Efforts to support family engagement, while comprehensive, will require refinement to increase effectiveness.

A description of any changes made to the planned goal, metrics, target outcomes, or actions for the coming year that resulted from reflections on prior practice.

The school will strengthen early warning systems and refine tiered intervention practices to reduce chronic absenteeism. Additional support will be provided to families via multilingual engagement tools and targeted advisory connections. Staff training will be enhanced to build stronger connections with students and their families.

A report of the Total Estimated Actual Expenditures for last year's actions may be found in the Annual Update Table. A report of the Estimated Actual Percentages of Improved Services for last year's actions may be found in the Contributing Actions Annual Update Table.

Actions

Action #	Title	Description	Total Funds	Contributing
2.1	Access to Technology, Internet Connectivity, and a Rigorous Curriculum	Upon enrollment and at other times when the need may arise, enrolled students will be provided with a school issued Chromebook and no cost to the family. Additionally, a prorated internet reimbursement may be requested during the enrollment process or at any time after enrollment. The tools named are for the purpose of engagement with our instructional program and our curriculum delivered through our learning management system. All enrolled students have access to all needed elements of our LMS to help them engage will with our program. Unduplicated students will be prioritized.	\$48,694.42	Yes
2.2	Track and Record Daily Student Participation	Each student in every grade must communicate with a teacher at least once every two (2) weeks. In addition, parents/legal guardians (or their qualified designee) must communicate with their student's teacher(s) on a regular basis, with the frequency to be determined by the teacher based on the student's grade level and progress in the program. These required reports (also known as contacts) occur in person, by phone, or via real-time instructional sessions, at a mutually agreed upon time and date. Meetings and contacts are documented in log entries. Attendance and lesson completion are recorded daily.	\$264,205.34	No
2.3	Framework of Tiered Re-engagement Strategies for Students	When students find difficulty with engaging fully with our program, school staff will follow a well outlined escalation process. This process consists of tiers of interventions set up to assist students to find ways to engage fully with our school program. School staff will also utilize these strategies to lessen instances of chronic absenteeism.	\$172,575.00	Yes
2.4	Caretaker Engagement Support	The Caretaker Support System will be expanded, continuing with enhancements to the Learning Coach Support Plan, including more improvements to the onboarding process, improved summer engagement	\$17,011.74	Yes

Action #	Title	Description	Total Funds	Contributing
		activities, additional Caretaker training and resources, including additional resources in Spanish and additional languages as requested.		
2.5	Social Emotional / Mental Health Supports	Staff will be trained in and asked to engage in social emotional supports for all students. In instances where more intense mental health support is needed, the school will consult and consider hiring additional experts in these fields.	\$31,200.51	No
2.6	Increasing Diversity and Inclusion	Our school is committed to the increasing diversity and inclusion for our entire school community. We will participate in professional development, evaluate curriculum and instructional practices, all with the focus of ensuring we are incorporating diverse and inclusive practices.	\$3,593.13	No
2.7	Foster and Homeless Youth Engagement Support	Continue to refine and consistently implement the identification process for foster and homeless youth during the enrollment and placement process. The school will continue to train one or more liaisons who will work closely with all students identified as foster or homeless and provide a personalized support structure to ensure their success. The roles and responsibilities of the liaison will be developed and clarified for different grade bands. Identified students will be assigned to the student support section of a liaison. Counseling and homeroom staff will be trained in identification, placement and support of foster and homeless youth. The focus of all these staff is to identify individualized support for these students providing tools such as WiFi hotspots and other such engagement support.	\$1,845.24	Yes
2.8	In-Person and Virtual Engagement and Enrichment	Staff and families will be provided the opportunity to interact in-person or virtually to enrich the school experience.	\$1,561.46	No

Goals and Actions

Goal

Goal #	Description	Type of Goal
3	All students will graduate with the knowledge and skills needed for college and careers.	Broad Goal

State Priorities addressed by this goal.

- Priority 1: Basic (Conditions of Learning)
- Priority 2: State Standards (Conditions of Learning)
- Priority 3: Parental Involvement (Engagement)
- Priority 4: Pupil Achievement (Pupil Outcomes)
- Priority 5: Pupil Engagement (Engagement)
- Priority 6: School Climate (Engagement)
- Priority 7: Course Access (Conditions of Learning)
- Priority 8: Other Pupil Outcomes (Pupil Outcomes)

An explanation of why the LEA has developed this goal.

As an educational organization serving students in high school, it is our work to assist as many students as possible to graduate from high school. Our immediate focus within this goal is to increase the overall graduation rate. To that end, the metrics selected are heavily weighted towards strategies to increase graduation rate as are relevant and available.

Measuring and Reporting Results

Metric #	Metric	Baseline	Year 1 Outcome	Year 2 Outcome	Target for Year 3 Outcome	Current Difference from Baseline
3.1	Increase the course pass rates within our in house credit recovery program known as Project Success	In 2023-2024, the average Project Success course pass rate after quarter 3 was 96%	In 2024-2025, the average Project Success course pass rate after quarter 3 was 96%		The desired outcome after quarter 3 of 2026-2027 is an average Project Success course pass rate of 97.9%	The difference from baseline is 0%
3.2	Increase summer school course pass rates	The 2023 Summer School pass rate was 83%	The 2024 Summer School pass rate was 73%		The desired outcome for the summer school course pass rate	The difference from baseline is -10%

Metric #	Metric	Baseline	Year 1 Outcome	Year 2 Outcome	Target for Year 3 Outcome	Current Difference from Baseline
					for the summer of 2026 is 87%.	
3.3	Maintain graduation rates about 68%	The 2022-2023 no performance color.	The 2023-2024 Graduation rate was 76.2% (no performance color)		The desired outcome for the 2025-2026 grad rate is 68%	The difference from baseline is 8.2% (no performance color)
3.4	Increase the percentage of students completing a-g requirements.	In 2022-2023, the percentage of students completing a-g requirements was 30%	In 2023-2024, the percentage of students completing a-g requirements was 41.2%		The desired outcome of students completing a-g requirements for the 2024-25 school year is 31.5%	The difference from baseline is 11.2%

Goal Analysis [2024-25]

An analysis of how this goal was carried out in the previous year.

A description of overall implementation, including any substantive differences in planned actions and actual implementation of these actions, and any relevant challenges and successes experienced with implementation.

Goal 3 actions were fully implemented with continued support for credit recovery (Project Success), college readiness (AVID, a-g access), and career pathways (CTE, dual enrollment). Guidance support was aligned with transcript monitoring and evaluation. CHAMPS programming also supported early intervention for underclassmen.

An explanation of material differences between Budgeted Expenditures and Estimated Actual Expenditures and/or Planned Percentages of Improved Services and Estimated Actual Percentages of Improved Services.

All planned expenditures were implemented as described. Contributing actions—such as Project Success, AVID, and summer school—were effectively supported. Minimal variance was observed between budgeted and actual spending, allowing for continuity of services across programs.

A description of the effectiveness or ineffectiveness of the specific actions to date in making progress toward the goal.

Key indicators showed positive trends: Project Success maintained a 96% pass rate; the a-g completion rate improved to 41.2%; and the graduation rate rose to 76.2%. While summer school pass rates decreased to 73%, the foundation for credit recovery and post-secondary preparation remained strong.

A description of any changes made to the planned goal, metrics, target outcomes, or actions for the coming year that resulted from reflections on prior practice.

To address the decline in summer school pass rates, the school recognizes that the transition to new schoolwide systems during the summer of 2024 likely impacted summer instructional planning and student support structures. With foundational systems now in place, the school is preparing to launch a more robust and streamlined summer school program in summer 2025. This includes improved curricular options, clearer intervention pathways, and earlier identification of students in need of credit recovery. The school will continue expanding dual enrollment opportunities, refining its early warning systems, and aligning transition plans and CTE offerings to better support long-term graduation outcomes.

A report of the Total Estimated Actual Expenditures for last year's actions may be found in the Annual Update Table. A report of the Estimated Actual Percentages of Improved Services for last year's actions may be found in the Contributing Actions Annual Update Table.

Actions

Action #	Title	Description	Total Funds	Contributing
3.1	College Preparation	Continue to improve guidance department policies and procedures to ensure students are enrolled in college prep curriculum, including analysis using student data to promote additional a-g, AP and honors coursework. Collect and analyze a-g course completion data and develop strategies to increase overall student performance in these courses.	\$34,480.35	No
3.2	Career Preparation (CTE)	Develop and implement formal Career Technical Education Pathways.	\$624.00	Yes
3.3	AVID Program Implementation	Continue to implement and expand the AVID program to provide additional support for college readiness to at risk student populations.	\$349.29	Yes
3.4	Credit Recovery and Summer Intervention	Additional credit recovery options will continue to be made available, including a more robust credit recovery program, known as Project Success, and students will be identified as eligible candidates via transcript evaluations which occur upon enrollment and at the end of each semester. Continued in house summer school program, allowing high school students to make up credits.	\$31,828.79	Yes

Action #	Title	Description	Total Funds	Contributing
3.5	Transition Plans	Monitor Individual Transition Plan goals for all high school Special Education students for goal mastery, in particular, for college and career awareness and independent living.	\$11,550.00	No
3.6	Graduation Rate Progress Monitoring	Continued implementation of an Early Warning and Response System. This system has a clear focus on students' level of credit need, so varied interventions and supports can be targeted.	\$56,225.00	No
3.7	Dual Enrollment Options	Continued development of a Career College Access Pathway with a community college partner to expand dual enrollment options.	\$1,345.63	No
3.8	Early Intervention Program Development	Continued development and refinement of CHAMPS (Community Helps Achieve My Personal Success) program to identify 8th - 10th grade students who need more intervention regarding overall participation, credit deficiency, and engagement in our program.	\$2,805.00	No

Increased or Improved Services for Foster Youth, English Learners, and Low-Income Students [2025-26]

Total Projected LCFF Supplemental and/or Concentration Grants	Projected Additional 15 percent LCFF Concentration Grant
\$160,062.21	\$

Required Percentage to Increase or Improve Services for the LCAP Year

Projected Percentage to Increase or Improve Services for the Coming School Year	LCFF Carryover — Percentage	LCFF Carryover — Dollar	Total Percentage to Increase or Improve Services for the Coming School Year
9.151%	0.000%	\$0.00	9.151%

The Budgeted Expenditures for Actions identified as Contributing may be found in the Contributing Actions Table.

Required Descriptions

LEA-wide and Schoolwide Actions

For each action being provided to an entire LEA or school, provide an explanation of (1) the unique identified need(s) of the unduplicated student group(s) for whom the action is principally directed, (2) how the action is designed to address the identified need(s) and why it is being provided on an LEA or schoolwide basis, and (3) the metric(s) used to measure the effectiveness of the action in improving outcomes for the unduplicated student group(s).

Goal and Action #	Identified Need(s)	How the Action(s) Address Need(s) and Why it is Provided on an LEA-wide or Schoolwide Basis	Metric(s) to Monitor Effectiveness
1.1	<p>Action: Professional Development for Academic Achievement</p> <p>Need: Requiring teachers to engage in both in-person and virtual professional development reflects a commitment to supporting their ongoing growth and effectiveness as educators while also ensuring that they are prepared to meet the diverse needs of all our</p>	<p>Providing professional development on an LEA-wide ensures that all teachers have access to consistent, comprehensive support that aligns with the diverse needs and priorities of the educational community. It promotes collaboration, efficiency, and effectiveness in professional learning efforts, ultimately contributing to the enhancement of teaching quality and student achievement across the board. The focused needs for providing professional development for our staff are Consistency and Equity, Comprehensive Support,</p>	<p>Monitoring the effectiveness of professional development initiatives requires a combination of quantitative and qualitative metrics.</p> <p>Student Achievement Data: One of the primary goals of professional development is to improve</p>

Goal and Action #	Identified Need(s)	How the Action(s) Address Need(s) and Why it is Provided on an LEA-wide or Schoolwide Basis	Metric(s) to Monitor Effectiveness
	<p>student groups with special attention to our unduplicated student population.</p> <p>Scope: LEA-wide</p>	<p>Maximizing Resources, and alignment with goals and Initiatives.</p>	<p>student outcomes. We will do this by monitoring changes in student achievement data, such as standardized test scores, course grades, and graduation rates.</p> <p>Teacher Evaluation Data: Evaluating changes in teacher performance through observation data, self-assessments, and peer evaluations will allow for improvements in instructional strategies, classroom management, and student engagement.</p> <p>Participant Feedback: Gathering feedback from teachers who participate in professional development sessions will provide valuable insights into the perceived effectiveness of the training. Surveys, focus groups, or interviews to collect feedback on the relevance, quality, and impact of the professional development activities will help in guiding future growth.</p>

Goal and Action #	Identified Need(s)	How the Action(s) Address Need(s) and Why it is Provided on an LEA-wide or Schoolwide Basis	Metric(s) to Monitor Effectiveness
			<p>Implementation Data: Grade bands will review how teachers are implementing new strategies or practices learned during professional development sessions. This will be measured through live class sessions observations, artifacts of student work, and Professional Learning Community implementation and goals.</p> <p>Retention and Recruitment: We will assess the impact of professional development on teacher retention and recruitment rates. Higher levels of job satisfaction, professional growth, and support are often associated with increased retention and attraction of talented educators.</p> <p>Collaboration and Networking: We will measure the degree to which professional development fosters collaboration and networking among</p>

Goal and Action #	Identified Need(s)	How the Action(s) Address Need(s) and Why it is Provided on an LEA-wide or Schoolwide Basis	Metric(s) to Monitor Effectiveness
			<p>teachers. Indicators such as increased participation in Professional Learning Communities, interdisciplinary collaboration, and peer mentoring relationships will provide insight in this area.</p> <p>Long-Term Impact: We will evaluate the long-term impact of professional development initiatives by tracking outcomes beyond immediate changes in student achievement or teacher practice. This can include measures such as college and career readiness, lifelong learning skills, and student success after graduation.</p>
<p>1.2</p>	<p>Action: Diagnostic Assessments and MTSS Academic Interventions</p> <p>Need: Diagnostic assessments and MTSS academic interventions are critical components of a comprehensive approach to supporting student learning and academic success across all grade levels and student groups. By identifying learning needs early, providing</p>	<p>Implementing diagnostic assessments and MTSS academic interventions on an LEA-wide basis addresses the diverse needs of students, promotes equity and access to support services, and fosters collaboration and coherence in educational practices throughout our school. Providing these diagnostics and supports addresses several needs, including equity and access for all students in our online environment, early intervention, data-driven decision making, professional collaboration and development, and</p>	<p>Monitoring the effectiveness of diagnostic assessments and MTSS academic interventions requires a combination of quantitative and qualitative metrics.</p> <p>Student Progress and Growth: Measure changes in student academic</p>

Goal and Action #	Identified Need(s)	How the Action(s) Address Need(s) and Why it is Provided on an LEA-wide or Schoolwide Basis	Metric(s) to Monitor Effectiveness
	<p>targeted interventions, and using data to inform decision-making, teachers and staff can help all students thrive academically.</p> <p>Scope: LEA-wide</p>	<p>compliance and accountability. It ensures that all students have the opportunity to receive high-quality support and achieve academic success.</p>	<p>performance over time, including improvements in internal diagnostics three times per year and standardized test scores, grades, and other indicators of academic achievement. Compare pre- and post-intervention data to assess the impact of MTSS interventions on student learning.</p> <p>Intervention Implementation: Monitor the fidelity of intervention implementation, including the frequency, duration, and intensity of interventions provided to students. Ensure that interventions are delivered as intended and that students receive the support they need to make progress academically.</p> <p>Response to Intervention (RTI) Tiers: Track the movement of students across RTI tiers to assess the effectiveness of interventions in meeting student needs. Measure the percentage of students who move from higher to</p>

Goal and Action #	Identified Need(s)	How the Action(s) Address Need(s) and Why it is Provided on an LEA-wide or Schoolwide Basis	Metric(s) to Monitor Effectiveness
			<p>lower tiers as a result of intervention success.</p> <p>Attendance and Engagement: Evaluate changes in student attendance and engagement as a result of MTSS interventions. Monitor attendance rates, participation, and contacts to assess the impact of interventions on student behavior and motivation.</p> <p>Teacher Feedback: Gather feedback from teachers and other stakeholders involved in implementing MTSS interventions. We will use surveys, and focus groups to collect feedback on the effectiveness of interventions, perceived barriers to implementation, and areas for improvement.</p> <p>Long-Term Outcomes: Assessing the long-term impact of MTSS interventions on student outcomes beyond immediate academic achievement is crucial to</p>

Goal and Action #	Identified Need(s)	How the Action(s) Address Need(s) and Why it is Provided on an LEA-wide or Schoolwide Basis	Metric(s) to Monitor Effectiveness
			<p>student success. Measuring indicators such as graduation rates, college enrollment, career readiness, and post-secondary success to determine the lasting effects of interventions across all student groups.</p> <p>Equity and Access: Evaluate the extent to which MTSS interventions address disparities in academic outcomes among student subgroups. Monitor changes in achievement gaps, disproportionality in disciplinary actions, and access to advanced coursework to ensure that interventions promote equity and access for all students.</p>
<p>1.3</p>	<p>Action: Teacher Collaboration for Academic Achievement</p> <p>Need: Teacher collaboration is essential for promoting academic achievement, fostering professional growth, and creating a supportive and collaborative learning community within our LEA. By prioritizing collaboration, we can</p>	<p>Providing teacher collaboration addresses the diverse needs of educators and students within our school while maximizing the impact of collaborative efforts on student achievement and overall educational outcomes. Several needs that are addressed include consistency and alignment in instructional practice, data-informed decision making, resource sharing and efficiency, professional growth and development, and equity</p>	<p>Teacher collaboration addresses several critical needs within our school that are addressed through various measures.</p> <p>Professional Development and Growth: Collaborating with colleagues provides opportunities for ongoing</p>

Goal and Action #	Identified Need(s)	How the Action(s) Address Need(s) and Why it is Provided on an LEA-wide or Schoolwide Basis	Metric(s) to Monitor Effectiveness
	<p>leverage the collective expertise and efforts of our teachers and staff to support student success and continuous improvement at our school for all student groups.</p> <p>Scope: LEA-wide</p>	<p>and inclusion while creating a culture of continuous improvement.</p>	<p>professional development and growth. By sharing expertise, exchanging ideas, and learning from one another, our teachers can continuously improve their instructional practices and stay abreast of the latest educational research and methodologies.</p> <p>Supporting Diverse Student Needs: Collaboration allows school staff to pool their resources and knowledge to better support the diverse needs of students. By working together, teachers can develop differentiated instruction strategies, share insights on best practices for inclusion and accommodations, and collectively problem-solve to address the needs of all learners.</p> <p>Enhancing Instructional Quality: Collaborative planning and reflection improve instructional quality across the board. Regular teacher collaboration, will align</p>

Goal and Action #	Identified Need(s)	How the Action(s) Address Need(s) and Why it is Provided on an LEA-wide or Schoolwide Basis	Metric(s) to Monitor Effectiveness
			<p>curriculum, share effective teaching strategies, and develop common assessments to ensure consistency and coherence in instruction, leading to improved learning outcomes for students.</p> <p>Fostering a Positive School Culture: Collaborative environments promote a positive school culture characterized by trust, mutual respect, and shared responsibility for student success. By work together as a cohesive team, our teachers and staff create a supportive and inclusive atmosphere where everyone feels valued and empowered to contribute to the collective mission of our school.</p> <p>Maximizing Resources and Efficiency: Ensuring teacher collaboration through grade-level meetings, professional learning communities, focus groups, and beyond on a regular basis allows</p>

Goal and Action #	Identified Need(s)	How the Action(s) Address Need(s) and Why it is Provided on an LEA-wide or Schoolwide Basis	Metric(s) to Monitor Effectiveness
			<p>for the efficient use of resources. By sharing materials, expertise, and best practices educators can maximize the impact of available resources and avoid duplication of efforts, ultimately benefiting all students.</p> <p>Addressing Systemic Challenges: Collaboration enables our teachers and all staff to address systemic challenges and barriers to student achievement more effectively. They can identify common issues, share insights on root causes, and work together to implement strategic solutions that have a broader impact on student success.</p> <p>Promoting Equity and Inclusion: Regular and strategic collaboration helps promote equity and inclusion by ensuring that all teachers and staff have access to the same level of support and resources. By providing collaboration opportunities for all staff,</p>

Goal and Action #	Identified Need(s)	How the Action(s) Address Need(s) and Why it is Provided on an LEA-wide or Schoolwide Basis	Metric(s) to Monitor Effectiveness
			<p>regardless of department, we are helping to level the playing field and ensure that every student receives a high-quality education.</p>
<p>1.4</p>	<p>Action: Synchronous and Asynchronous Instructional Tools</p> <p>Need: Providing both synchronous and asynchronous instructional tools ensures our teachers, staff, and all students have the necessary means to promote flexibility, accommodate diverse learning needs, enhance student engagement, ensure continuity of learning, and enhance collaboration and communication in our fully online school environment.</p> <p>Scope: LEA-wide</p>	<p>Synchronous and asynchronous instructional tools allow our teachers and staff to provide tailored instruction to meet all of our student's individual needs where they are during the school year. These tools address a multitude of learning modalities and diverse learning needs, ensure equity and access, promote collaboration and communication, ensure continuity of learning, maximize resource utilization, and prepare students for continued educational focus and success.</p>	<p>Monitoring the effectiveness of synchronous and asynchronous instructional tools requires a combination of quantitative and qualitative metrics. Collecting the following metrics over time will allow our school to effectively support student learning and achievement.</p> <p>Student Engagement: Student engagement levels with synchronous and asynchronous instructional tools will be evaluated by participation rates, frequency of logins, attendance, and student/teacher contacts.</p> <p>Learning Outcomes: Assessing changes in student learning outcomes, such as performance on assessments, grades, and</p>

Goal and Action #	Identified Need(s)	How the Action(s) Address Need(s) and Why it is Provided on an LEA-wide or Schoolwide Basis	Metric(s) to Monitor Effectiveness
			<p>mastery of learning objectives as decided on by our grad bands, professional learning communities, and School Enhancement Targets.</p> <p>Teacher and Student Feedback: Feedback from teachers and all students about their experiences with synchronous and asynchronous instructional tools is key in determining continued success and growth. Using formal and informal surveys and focus groups to collect feedback on ease of use, effectiveness in supporting learning objectives, and areas for improvement.</p> <p>Resource Utilization: Regular evaluation and monitoring of our instructional tools, including technology infrastructure, professional development, and support services will provide resource utilization to ensure efficient use of resources and identify opportunities for optimization.</p>

Goal and Action #	Identified Need(s)	How the Action(s) Address Need(s) and Why it is Provided on an LEA-wide or Schoolwide Basis	Metric(s) to Monitor Effectiveness
			<p>Equity and Access: Synchronous and asynchronous instructional tools promote equity and access for all students. Monitoring the usage patterns and engagement among diverse student populations, including students with disabilities, English language learners, and students from underserved communities, to ensure that all students have equitable access to instructional materials and support.</p> <p>Long-Term Impact: Evaluation of the long-term impact of synchronous and asynchronous instructional tools on student outcomes, such as retention rates, graduation rates, and post-secondary success. As a completely online public school, we will continue to measure our student's ability to demonstrate proficiency in 21st-century skills, such as digital literacy, collaboration, and critical thinking, that are</p>

Goal and Action #	Identified Need(s)	How the Action(s) Address Need(s) and Why it is Provided on an LEA-wide or Schoolwide Basis	Metric(s) to Monitor Effectiveness
			essential for their success in and beyond high school.
2.1	<p>Action: Access to Technology, Internet Connectivity, and a Rigorous Curriculum</p> <p>Need: The need for Access to Technology, Internet Connectivity, and a Rigorous Curriculum is paramount in ensuring equitable educational opportunities for all students. Additionally, a rigorous curriculum is essential for preparing students to succeed in a rapidly evolving world, equipping them with the knowledge, skills, and critical thinking abilities needed for future success. Therefore, addressing the need for Access to Technology, Internet Connectivity, and a Rigorous Curriculum is crucial for promoting academic excellence, fostering innovation, and empowering all students to reach their full potential.</p> <p>Scope: LEA-wide</p>	<p>Providing teacher collaboration addresses the diverse needs of educators and students within our school while maximizing the impact of collaborative efforts on student achievement and overall educational outcomes. Several needs that are addressed include consistency and alignment in instructional practice, data-informed decision making, resource sharing and efficiency, professional growth and development, and equity and inclusion while creating a culture of continuous improvement.</p>	<p>Monitoring the effectiveness of these metrics by implementing a comprehensive data management system and reporting structure:</p> <p>Access to Technology: Utilizing a centralized database to track device distribution and usage, with regular updates to ensure accuracy. Conducting periodic surveys or assessments to gauge students' access to technology at home, with data integrated into the student information system. Analyzing trends and disparities in device usage and access rates to inform decision-making and resource allocation. Generating regular reports on device allocation, usage rates, and access disparities for review by school administrators and stakeholders.</p>

Goal and Action #	Identified Need(s)	How the Action(s) Address Need(s) and Why it is Provided on an LEA-wide or Schoolwide Basis	Metric(s) to Monitor Effectiveness
			<p>Internet Connectivity: Monitoring network performance and usage statistics within the school's infrastructure using network monitoring tools. Administering surveys or assessments to assess students' internet access at home, with data stored in the student information system. Analyzing survey data and network performance metrics to identify areas for improvement in internet connectivity.</p> <p>Rigorous Curriculum: Tracking curriculum alignment, student performance on assessments, participation rates in advanced coursework, and graduation rates through the school's learning management system. Analyzing assessment results, enrollment data, and graduation rates to evaluate curriculum effectiveness and student outcomes.</p>

Goal and Action #	Identified Need(s)	How the Action(s) Address Need(s) and Why it is Provided on an LEA-wide or Schoolwide Basis	Metric(s) to Monitor Effectiveness
			<p>Generating reports on curriculum alignment, assessment results, and student outcomes to assess the impact of curriculum initiatives and inform future decisions.</p> <p>Equity and Access Disparities: Collecting demographic data, survey responses, and other relevant information through the student information system. Analyzing demographic data and survey responses to identify disparities and trends in technology access and internet connectivity among student populations. Producing reports highlighting disparities in access to technology and internet connectivity among student populations to guide equity initiatives and resource allocation decisions.</p> <p>Student Engagement and Learning Outcomes:</p>

Goal and Action #	Identified Need(s)	How the Action(s) Address Need(s) and Why it is Provided on an LEA-wide or Schoolwide Basis	Metric(s) to Monitor Effectiveness
			<p>Collecting data on student engagement levels, academic performance indicators, and student feedback on digital learning resources through the learning management system.</p> <p>Analyzing data on student engagement, academic performance, and feedback to assess the effectiveness of digital learning initiatives and curriculum materials.</p> <p>Producing reports summarizing student engagement levels, academic performance indicators, and feedback to evaluate the impact of digital learning initiatives and inform instructional decisions.</p>
<p>2.3</p>	<p>Action: Framework of Tiered Re-engagement Strategies for Students</p> <p>Need: Tiered re-engagement strategies for students are crucial because they allow educators to customize interventions based on the diverse needs of individual learners. By identifying and intervening early, these strategies help prevent disengagement from escalating, ultimately</p>	<p>The action provides support tailored to each student's needs, helping them stay engaged and succeed. This approach is vital because it will help us to catch problems early, preventing bigger issues later, use resources efficiently by focusing on what each student needs most, ensure fairness by giving every student the help they need to thrive, create a positive atmosphere where all students feel valued and encouraged, and meet standards by showing schools are actively helping students succeed.</p>	<p>Metrics to monitor the effectiveness of tiered re-engagement strategies for all students include:</p> <p>Attendance Rates: Monitoring attendance can indicate if students are more consistently attending classes after the</p>

Goal and Action #	Identified Need(s)	How the Action(s) Address Need(s) and Why it is Provided on an LEA-wide or Schoolwide Basis	Metric(s) to Monitor Effectiveness
	<p>improving academic outcomes and increasing graduation rates. Additionally, tiered approaches enable schools to optimize the allocation of resources, ensuring that all students, regardless of background, receive the support they need to succeed. By fostering equity and creating a positive school environment, these strategies contribute to a culture of inclusivity and academic achievement.</p> <p>Scope: LEA-wide</p>		<p>implementation of re-engagement strategies.</p> <p>Live Classroom Participation: Observing and tracking students' participation in live class discussions, group activities, and other interactive learning opportunities can provide insights into their engagement levels.</p> <p>Assignment Completion Rates: Tracking the percentage of assignments completed by students can indicate their level of involvement and commitment to their academic work.</p> <p>Academic Performance: Assessing students' academic progress through grades, test scores, and other assessments can indicate whether re-engagement strategies are positively impacting their learning outcomes.</p> <p>Student Surveys or Feedback: Gathering</p>

Goal and Action #	Identified Need(s)	How the Action(s) Address Need(s) and Why it is Provided on an LEA-wide or Schoolwide Basis	Metric(s) to Monitor Effectiveness
			<p>feedback directly from students about their experiences with re-engagement strategies can provide valuable insights into their effectiveness and areas for improvement.</p> <p>Graduation Rates: Tracking the percentage of students who successfully graduate can be a long-term indicator of the effectiveness of re-engagement strategies in supporting student success.</p>
<p>2.4</p>	<p>Action: Caretaker Engagement Support</p> <p>Need: The need to provide caretakers engagement support arises from their crucial role in a student's academic journey and overall well-being. Caretakers, whether parents or guardians, are key influencers in a student's life, providing essential support and guidance outside of the virtual classroom. Engaging caretakers in the educational process strengthens the partnership between home and school, facilitating better communication, collaboration, and support for students.</p> <p>Scope:</p>	<p>This action addresses the need for caretaker engagement support by providing caretakers with the resources, information, and opportunities they need to effectively support their child's learning and development. By offering caretakers access to educational materials, training sessions, collaborative meetings, and communication, they are empowered to become active participants in their child's education. This engagement support helps caretakers feel more confident and equipped to navigate the challenges of supporting their child's learning, ultimately creating a more supportive and enriching home environment. Additionally, by fostering strong partnerships between home and school, this action ensures that caretakers are fully involved in their child's educational journey, which is essential for</p>	<p>Measuring the effectiveness of caretaker engagement support can be done through various methods:</p> <p>Attendance and Participation: Tracking attendance and participation in collaborative meetings, training sessions, or informational events designed for caretakers provides insights into their level of engagement and interest.</p>

Goal and Action #	Identified Need(s)	How the Action(s) Address Need(s) and Why it is Provided on an LEA-wide or Schoolwide Basis	Metric(s) to Monitor Effectiveness
	LEA-wide	promoting academic success and overall well-being.	<p>Surveys and Feedback: Administering surveys or feedback forms to caretakers can gather their opinions, satisfaction levels, and perceived usefulness of the support provided. This feedback helps assess the impact of engagement efforts from their perspective.</p> <p>Communication Logs: Keeping records of communication exchanges between school staff and caretakers, such as emails, phone calls, or meetings, can indicate the frequency and quality of engagement.</p> <p>Student Progress and Performance: Monitoring students' academic progress and performance over time can indirectly reflect the effectiveness of caretaker engagement support. Improved student outcomes may indicate that caretaker involvement is positively influencing student success.</p>

Goal and Action #	Identified Need(s)	How the Action(s) Address Need(s) and Why it is Provided on an LEA-wide or Schoolwide Basis	Metric(s) to Monitor Effectiveness
			<p>Parent-Teacher Meetings: Assessing the frequency and quality of interactions during parent-teacher meetings can indicate the level of caretaker engagement and collaboration with educators.</p> <p>Retention and Involvement Rates: Tracking caretaker retention rates in engagement activities or programs over time can gauge the sustainability and impact of support efforts.</p>
<p>3.2</p>	<p>Action: Career Preparation (CTE)</p> <p>Need: The action of Career Preparation, particularly through Career and Technical Education (CTE) programs, is driven by the pressing need to equip students with the practical skills, industry knowledge, and career readiness competencies essential for success in today's dynamic job market. With industries evolving rapidly and facing shortages of skilled workers, CTE programs play a pivotal role in closing the skills gap by providing students with relevant training aligned with real-world job demands.</p> <p>Scope:</p>	<p>Career Preparation through Career and Technical Education (CTE) programs is provided to address a variety of critical needs. This action promotes equity and access by offering diverse career pathways and opportunities to all students, regardless of their background or academic achievement. This inclusive approach ensures that every student has the opportunity to explore and pursue high-demand careers, ultimately contributing to a more equitable society. Furthermore, by preparing students for success in the workforce, CTE programs play a crucial role in workforce development and economic growth, benefiting both individuals and communities. Overall, Career Preparation through CTE programs is essential for meeting the needs of</p>	<p>Metrics to monitor the effectiveness of Career Preparation through Career and Technical Education (CTE) programs can include:</p> <p>Enrollment in Career Preparation (CTE) Coursework: Monitor and evaluate the enrollment and completion of our CTE courses.</p> <p>Graduation and Persistence Rates: Monitoring the graduation</p>

Goal and Action #	Identified Need(s)	How the Action(s) Address Need(s) and Why it is Provided on an LEA-wide or Schoolwide Basis	Metric(s) to Monitor Effectiveness
	LEA-wide	students, industries, and communities in today's rapidly changing economy.	<p>rates and persistence rates of students enrolled in CTE programs to assess program completion and retention.</p> <p>Student Satisfaction Surveys: Administering surveys to CTE program students and graduates to assess their satisfaction with the program, the relevance of the skills learned, and their overall preparedness for the workforce.</p> <p>Post-Graduation Success: Tracking the post-graduation success of CTE program graduates, including their ability to advance in their careers, obtain promotions, or pursue further education.</p>
3.3	<p>Action: AVID Program Implementation</p> <p>Need: The implementation of the AVID (Advancement Via Individual Determination) program is crucial due to its proven effectiveness in addressing various educational needs. AVID provides targeted support to students who are traditionally</p>	The AVID Program promotes equity by ensuring all students have access to academic support regardless of their background. Research underscores AVID's role in improving retention and graduation rates, demonstrating its impact on overall student success. Additionally, AVID implementation involves comprehensive professional development for educators, enhancing teaching practices and fostering a culture of academic excellence school-wide. By	<p>A metric to monitor the effectiveness of the AVID program is:</p> <p>College Enrollment and Persistence Rates: Tracking the percentage of AVID program graduates who enroll in college and persist beyond their first</p>

Goal and Action #	Identified Need(s)	How the Action(s) Address Need(s) and Why it is Provided on an LEA-wide or Schoolwide Basis	Metric(s) to Monitor Effectiveness
	<p>underrepresented in higher education, including those from low-income, first-generation, and minority backgrounds. By focusing on college readiness skills such as note-taking, study strategies, and critical thinking, AVID prepares students for success in post-secondary education and beyond.</p> <p>Scope: LEA-wide</p>	<p>integrating 21st-century skills into the curriculum, AVID prepares students for future career prospects and lifelong learning. Overall, AVID's necessity lies in its ability to address achievement gaps, promote college readiness, advance equity, improve outcomes, provide teacher development, and nurture vital skills in students.</p>	<p>year. This metric indicates the program's success in preparing students for post-secondary education and supporting them through their college experience.</p> <p>Graduation Rates: Monitoring the percentage of AVID program participants who graduate from high school on time. This metric demonstrates the program's impact on student academic achievement and success.</p> <p>GPA Improvement: Measuring the average GPA improvement among AVID program participants compared to non-participants. This metric indicates the program's effectiveness in enhancing students' academic performance and outcomes.</p> <p>College Acceptance Rates: Tracking the percentage of AVID program participants who are accepted into four-year colleges or universities.</p>

Goal and Action #	Identified Need(s)	How the Action(s) Address Need(s) and Why it is Provided on an LEA-wide or Schoolwide Basis	Metric(s) to Monitor Effectiveness
			<p>This metric reflects the program's success in helping students gain admission to higher education institutions.</p> <p>Survey Data: Administering surveys to AVID program participants to gather feedback on their experiences, perceptions, and outcomes related to the program. This qualitative data provides insights into the program's impact on students' attitudes, behaviors, and aspirations.</p>
<p>3.4</p>	<p>Action: Credit Recovery and Summer Intervention</p> <p>Need: The need for Credit Recovery and Summer Intervention programs is driven by the imperative to ensure that all students have the opportunity to succeed academically and graduate from high school.</p> <p>Scope: LEA-wide</p>	<p>These programs address several key challenges that students may encounter on their path to graduation. Firstly, they provide a lifeline for students who have fallen behind in coursework or have failed to meet graduation requirements, offering them the chance to make up missed credits and complete necessary courses. Additionally, Credit Recovery programs offer vital academic support and remediation to help struggling students master essential concepts and skills, ensuring they have the foundation needed for success in subsequent courses. Furthermore, these programs play a crucial role in preventing dropout by providing at-risk students with alternative pathways to earning credits and staying on track toward graduation. Moreover, Summer Intervention programs address the issue of</p>	<p>Metrics to measure the effectiveness of Credit Recovery and Summer Intervention programs include:</p> <p>Credit Attainment: Tracking the percentage of students who successfully complete credit recovery courses or earn credits during summer intervention programs compared to the total number of students enrolled. This metric indicates the program's</p>

Goal and Action #	Identified Need(s)	How the Action(s) Address Need(s) and Why it is Provided on an LEA-wide or Schoolwide Basis	Metric(s) to Monitor Effectiveness
		<p>learning loss over the summer break, particularly for students from disadvantaged backgrounds, by offering opportunities for academic enrichment, remediation, and credit recovery during the summer months. Overall, Credit Recovery and Summer Intervention programs are essential components of a comprehensive strategy to support student success, graduation, and academic achievement, ensuring that all students have the chance to reach their full potential.</p>	<p>success in helping students make up missed or failed credits.</p> <p>Graduation Rates: Monitoring the percentage of students who graduate from high school after participating in credit recovery or summer intervention programs. This metric demonstrates the program's impact on improving graduation rates and ensuring students stay on track toward graduation.</p> <p>Course Completion Rates: Assessing the percentage of enrolled students who successfully complete credit recovery courses or summer intervention programs. This metric provides insights into the program's effectiveness in supporting student academic progress and persistence.</p> <p>Academic Performance: Comparing pre- and post-program academic performance, such as GPA improvement or</p>

Goal and Action #	Identified Need(s)	How the Action(s) Address Need(s) and Why it is Provided on an LEA-wide or Schoolwide Basis	Metric(s) to Monitor Effectiveness
			<p>standardized test scores, to measure the impact of credit recovery and summer intervention programs on student learning outcomes.</p> <p>Attendance and Engagement: Tracking student attendance and participation rates in credit recovery and summer intervention programs to assess their level of engagement and commitment to academic success.</p> <p>Post-Program Success: Surveying program participants to gather feedback on their experiences, perceptions, and outcomes following participation in credit recovery or summer intervention programs. This qualitative data provides insights into the program's long-term impact on student success and well-being.</p>

Limited Actions

For each action being solely provided to one or more unduplicated student group(s), provide an explanation of (1) the unique identified need(s) of the unduplicated student group(s) being served, (2) how the action is designed to address the identified need(s), and (3) how the effectiveness of the action in improving outcomes for the unduplicated student group(s) will be measured.

Goal and Action #	Identified Need(s)	How the Action(s) are Designed to Address Need(s)	Metric(s) to Monitor Effectiveness
<p>1.5</p>	<p>Action: English Learner Student Achievement</p> <p>Need: By prioritizing EL student achievement, we are demonstrating our commitment to equity, inclusion, and excellence in education. By providing targeted support and resources to EL students, we are helping to ensure that all students have the opportunity to succeed academically and reach their full potential, regardless of their language background.</p> <p>Scope: Limited to Unduplicated Student Group(s)</p>	<p>Prioritizing EL student achievement within the unduplicated student group is important for addressing the specific needs of this subgroup, it's also essential for our school to continue working towards the success of all students, regardless of their demographic background or classification. By implementing targeted strategies and interventions for EL students within the unduplicated student group, we can move closer to achieving our broader goals of equity, inclusion, and academic excellence for all students.</p>	<p>By monitoring the following metrics over time, we can assess the effectiveness of prioritizing EL student achievement within the unduplicated student group and make data-informed decisions to improve outcomes for EL students.</p> <p>English Language Proficiency: Measure changes in EL students' English language proficiency levels over time using assessments such as the English Language Proficiency Assessment (ELPAC) or other standardized tests. Tracking this progress toward achieving English language proficiency benchmarks will gauge the effectiveness of language instruction and support services.</p> <p>Academic Achievement: Assessing changes in EL students' academic</p>

Goal and Action #	Identified Need(s)	How the Action(s) are Designed to Address Need(s)	Metric(s) to Monitor Effectiveness
			<p>performance in core subjects such as math, reading, and science and using standardized test scores, grades, and other indicators of academic achievement to monitor progress will be crucial to improving and maintaining goals and outcomes.</p> <p>Graduation Rates: Monitoring graduation rates, as well as credit attainment and course completion, among EL students within the unduplicated student group, will ensure that they are on track to successfully complete high school.</p> <p>Attendance and Dropout Rates: Evaluating EL students' attendance rates and dropout rates to identify trends and patterns that may impact academic achievement and graduation outcomes.</p> <p>Parent and Family Engagement: Measure the level of parent and family engagement among EL</p>

Goal and Action #	Identified Need(s)	How the Action(s) are Designed to Address Need(s)	Metric(s) to Monitor Effectiveness
			<p>students within the unduplicated student group by monitoring the participation in parent-teacher conferences, ELAC meetings, surveys, and other school activities will allow us to assess the effectiveness of efforts to engage families in supporting their child's education and academic success.</p> <p>Social and Emotional Well-Being: Actively monitor our EL students' social and emotional well-being to ensure that they feel supported and included in the school community. Monitor their level of school connectedness, sense of belonging, and participation through live class, ELD student/teacher groups, and one-on-one and small group contacts and communication to identify areas where additional support may be needed to promote positive outcomes for our EL students.</p>

Goal and Action #	Identified Need(s)	How the Action(s) are Designed to Address Need(s)	Metric(s) to Monitor Effectiveness
<p>1.6</p>	<p>Action: LTEL Support</p> <p>Need: Providing LTEL support is essential for promoting equity, closing achievement gaps, and ensuring that all students have the opportunity to succeed academically. By providing targeted assistance and intervention for LTELs, our teachers and staff help build a more inclusive and supportive learning environment where all students can reach their full potential.</p> <p>Scope: Limited to Unduplicated Student Group(s)</p>	<p>The actions designed to address the needs of Long-Term English Learners (LTELs) within our school are tailored to provide targeted support and intervention to this specific student population. By implementing these actions, we hope to effectively address the unique needs of LTELs and provide them with the support and resources they need to succeed academically and linguistically. These actions are designed to be responsive, evidence-based, and culturally relevant, ensuring that LTELs receive equitable access to high-quality education and opportunities for language development and academic achievement.</p>	<p>Monitoring the effectiveness of actions designed to support Long-Term English Learners (LTELs) involves tracking various metrics to assess progress and outcomes. These metrics include:</p> <p>English Language Proficiency: Measuring the changes in LTELs' English language proficiency levels over time using standardized assessments such as the English Language Proficiency Assessment (ELPAC).</p> <p>Academic Achievement: Continual assessment of changes in LTELs' academic performance in core subjects such as math, reading, and science. Use standardized test scores, grades, and other indicators of academic achievement to monitor progress and identify areas where additional support may be needed to improve outcomes.</p>

Goal and Action #	Identified Need(s)	How the Action(s) are Designed to Address Need(s)	Metric(s) to Monitor Effectiveness
			<p>Parent and Family Engagement: Measurement of the level of parent and family engagement among LTELs and their families. Monitor participation in ELAC and all school meetings, parent-teacher conferences, and one on one or small group contacts to assess the effectiveness of efforts to engage families in supporting their child's education and academic success.</p> <p>Attendance and Dropout Rates: Continued assessment of our LTELs' attendance rates and dropout rates to identify trends and patterns that may impact academic achievement and graduation outcomes. Implementation of strategies to improve attendance and retention among LTELs, such as Progress Monitoring Meetings, to ensure that they stay engaged in school and on track to graduate.</p>

Goal and Action #	Identified Need(s)	How the Action(s) are Designed to Address Need(s)	Metric(s) to Monitor Effectiveness
			<p>Post-Secondary Enrollment and Success: Tracking of our LTELs' post-secondary enrollment rates and success in higher education or career pathways after graduation. Monitor college enrollment rates, and completion of college preparatory courses to ensure that LTELs have access to opportunities for continued education and career advancement.</p>
<p>1.7</p>	<p>Action: Foster and Homeless Academic Achievement</p> <p>Need: Prioritizing the academic achievement of foster and homeless students, allows our school to support a vulnerable student population as well as demonstrate our commitment to equity, inclusion, and excellence in education. Providing targeted support and resources for these students helps level the playing field and ensures that all students have the opportunity to succeed academically, regardless of their living situation or personal circumstances.</p> <p>Scope: Limited to Unduplicated Student Group(s)</p>	<p>Our school can effectively address the academic achievement needs of foster and homeless students and provide them with the support and resources they need to succeed academically and thrive in school despite the challenges they may face. Our actions related to this goal are designed to be responsive, trauma-informed, and culturally sensitive, ensuring that foster and homeless students receive equitable access to high-quality education and opportunities for academic success.</p>	<p>Monitoring the effectiveness of actions designed to support the academic achievement of foster and homeless students involves tracking various metrics to assess progress and outcomes. These metrics include:</p> <p>Academic Performance: Monitoring the changes in foster and homeless students' academic performance, including grades, diagnostic and standardized test scores, and course completion</p>

Goal and Action #	Identified Need(s)	How the Action(s) are Designed to Address Need(s)	Metric(s) to Monitor Effectiveness
			<p>rates, is crucial. Comparing these academic outcomes over time and across student subgroups will help us to identify trends and patterns and assess the effectiveness of support interventions.</p> <p>Attendance Rates: Tracking foster and homeless students' attendance rates to ensure they are consistently present and engaged in our online school is imperative to their success. Monitoring these changes in attendance patterns and identifying factors that may impact attendance, such as transportation barriers, health issues, or family instability, will allow us as a school to provide better support to our individual students and families.</p> <p>Graduation Rates: Tracking graduation rates among foster and homeless students to ensure they are on track to successfully complete high</p>

Goal and Action #	Identified Need(s)	How the Action(s) are Designed to Address Need(s)	Metric(s) to Monitor Effectiveness
			<p>school will allow us to compare graduation rates over time and across student subgroups to identify disparities and target interventions to improve outcomes.</p> <p>Access to Resources: Ensuring our foster and homeless students have access to information regarding essential public resources and support services, such as food assistance, housing stability, transportation, and health care is crucial to their wellbeing, engagement with our school and staff, and academic success.</p> <p>Social and Emotional Well-Being: By Assessing our foster and homeless students social and emotional well-being, we hope to ensure they feel supported and connected in our school community. Monitoring areas such as school connectedness, sense of belonging, and participation in live classes, coursework, and</p>

Goal and Action #	Identified Need(s)	How the Action(s) are Designed to Address Need(s)	Metric(s) to Monitor Effectiveness
			<p>other activities allows us to identify areas where additional support may be needed.</p> <p>Parent and Family Engagement: Measuring the level of parent and family engagement among foster and homeless students and their families allows us to monitor participation in school events, parent-teacher conferences, drop-in support sessions, and family support programs in order to assess the effectiveness of efforts to engage families in supporting their child's education.</p> <p>Retention and Stability: Monitoring retention and stability rates among foster and homeless students to ensure they are able to remain enrolled in our online public school and benefit from consistent educational experiences will allow us to better serve this unduplicated subgroup population by closely monitoring school</p>

Goal and Action #	Identified Need(s)	How the Action(s) are Designed to Address Need(s)	Metric(s) to Monitor Effectiveness
			transfers, mobility rates, and factors contributing to instability, such as housing transitions or placement changes.
2.7	<p>Action: Foster and Homeless Youth Engagement Support</p> <p>Need: Foster and homeless youth face a myriad of challenges that can significantly impact their ability to engage in education. These challenges include instability in living arrangements, disruptions in schooling, experiences of trauma and adversity, and struggles to meet basic needs. As a result, foster and homeless youth often require additional support to navigate educational systems, access resources, and advocate for their rights.</p> <p>Scope: Limited to Unduplicated Student Group(s)</p>	Supporting foster and homeless youth engagement directly addresses the need by providing additional support to help these vulnerable populations navigate the numerous challenges they face in education. By offering tailored assistance, such as educational advocacy, access to resources, and empowerment programs, this support aims to mitigate the impacts of instability in living arrangements, disruptions in schooling, trauma, adversity, and struggles to meet basic needs. By addressing these challenges, foster and homeless youth are better equipped to engage in education and overcome barriers to learning. Thus, supporting foster and homeless youth engagement directly aligns with the identified need by providing the necessary resources and support to help these youth navigate educational systems, access resources, and advocate for their rights, ultimately promoting their academic success and well-being.	<p>Effectiveness in supporting foster and homeless youth engagement can be monitored through various methods:</p> <p>Attendance and Participation: Tracking attendance and participation in engagement programs, contacts, or support groups specifically designed for foster and homeless youth can provide insights into the reach and effectiveness of these initiatives.</p> <p>Academic Progress: Monitoring academic progress, such as improvements in grades, completion of assignments, and participation, can indicate the impact of engagement support on educational outcomes.</p>

Goal and Action #	Identified Need(s)	How the Action(s) are Designed to Address Need(s)	Metric(s) to Monitor Effectiveness
			<p>Feedback and Surveys: Gathering feedback and insights directly from foster and homeless youth who have participated in engagement programs or received support services can provide valuable information on the perceived effectiveness of these initiatives.</p> <p>Retention Rates: Tracking retention rates of foster and homeless youth in educational programs or support services over time can indicate the level of satisfaction and engagement with the provided support.</p> <p>Graduation Rates: Monitoring graduation rates among foster and homeless youth can serve as a long-term indicator of the effectiveness of engagement support in promoting educational success and attainment.</p>

For any limited action contributing to meeting the increased or improved services requirement that is associated with a Planned Percentage of Improved Services in the Contributing Summary Table rather than an expenditure of LCFF funds, describe the methodology that was used to determine the contribution of the action towards the proportional percentage, as applicable.

NA

Additional Concentration Grant Funding

A description of the plan for how the additional concentration grant add-on funding identified above will be used to increase the number of staff providing direct services to students at schools that have a high concentration (above 55 percent) of foster youth, English learners, and low-income students, as applicable.

NA

Staff-to-student ratios by type of school and concentration of unduplicated students	Schools with a student concentration of 55 percent or less	Schools with a student concentration of greater than 55 percent
Staff-to-student ratio of classified staff providing direct services to students	NA	NA
Staff-to-student ratio of certificated staff providing direct services to students	NA	NA

2025-26 Total Expenditures Table

LCAP Year	1. Projected LCFF Base Grant (Input Dollar Amount)	2. Projected LCFF Supplemental and/or Concentration Grants (Input Dollar Amount)	3. Projected Percentage to Increase or Improve Services for the Coming School Year (2 divided by 1)	LCFF Carryover — Percentage (Input Percentage from Prior Year)	Total Percentage to Increase or Improve Services for the Coming School Year (3 + Carryover %)
Totals	1,749,167.00	160,062.21	9.151%	0.000%	9.151%

Totals	LCFF Funds	Other State Funds	Local Funds	Federal Funds	Total Funds	Total Personnel	Total Non-personnel
Totals	\$1,100,124.57	\$128,577.77	\$0.00	\$89,397.58	\$1,318,099.92	\$1,255,549.86	\$62,550.06

Goal #	Action #	Action Title	Student Group(s)	Contributing to Increased or Improved Services?	Scope	Unduplicated Student Group(s)	Location	Time Span	Total Personnel	Total Non-personnel	LCFF Funds	Other State Funds	Local Funds	Federal Funds	Total Funds	Planned Percentage of Improved Services
1	1.1	Professional Development for Academic Achievement		Yes	LEA-wide		All Schools	2025-2026	\$0.00	\$5,278.08	\$3,938.17	\$1,236.14		\$103.77	\$5,278.08	
1	1.2	Diagnostic Assessments and MTSS Academic Interventions		Yes	LEA-wide		All Schools	2025-2026	\$276,285.14	\$10,797.53	\$223,533.40	\$31,750.00		\$31,799.27	\$287,082.67	
1	1.3	Teacher Collaboration for Academic Achievement		Yes	LEA-wide		All Schools	2025-2026	\$329,512.00	\$0.00	\$261,852.00	\$38,100.00		\$29,560.00	\$329,512.00	
1	1.4	Synchronous and Asynchronous Instructional Tools		Yes	LEA-wide		All Schools	2025-2026	\$382.93	\$6,322.48	\$5,080.58			\$1,624.83	\$6,705.41	
1	1.5	English Learner Student Achievement	English Learners	Yes	Limited to Unduplicated Student Group(s)	English Learners	All Schools	2025-2026	\$5,574.36	\$0.00	\$2,998.36			\$2,576.00	\$5,574.36	
1	1.6	LTEL Support	English Learners	Yes	Limited to Unduplicated Student Group(s)	English Learners	All Schools	2025-2026	\$1,944.00	\$0.00	\$1,300.00			\$644.00	\$1,944.00	
1	1.7	Foster and Homeless Academic Achievement	Foster Youth	Yes	Limited to Unduplicated Student Group(s)	Foster Youth	All Schools	2025-2026	\$1,300.00	\$808.50	\$2,108.50				\$2,108.50	
2	2.1	Access to Technology, Internet Connectivity, and a Rigorous Curriculum	Low Income	Yes	LEA-wide	Low Income	All Schools	2025-2026	\$15,160.00	\$33,534.42	\$39,024.68	\$26.63		\$9,643.11	\$48,694.42	

Goal #	Action #	Action Title	Student Group(s)	Contributing to Increased or Improved Services?	Scope	Unduplicated Student Group(s)	Location	Time Span	Total Personnel	Total Non-personnel	LCFF Funds	Other State Funds	Local Funds	Federal Funds	Total Funds	Planned Percentage of Improved Services
2	2.2	Track and Record Daily Student Participation	All	No			All Schools	2025-2026	\$262,941.31	\$1,264.03	\$231,295.34	\$25,400.00		\$7,510.00	\$264,205.34	
2	2.3	Framework of Tiered Re-engagement Strategies for Students	English Learners Foster Youth Low Income	Yes	LEA-wide	English Learners Foster Youth Low Income	All Schools	2025-2026	\$172,575.00	\$0.00	\$149,091.00	\$19,050.00		\$4,434.00	\$172,575.00	
2	2.4	Caretaker Engagement Support	English Learners Foster Youth Low Income	Yes	LEA-wide	English Learners Foster Youth Low Income	All Schools	2025-2026	\$17,011.74	\$0.00	\$17,011.74				\$17,011.74	
2	2.5	Social Emotional / Mental Health Supports	All	No			All Schools	2025-2026	\$30,129.51	\$1,071.00	\$30,885.51	\$315.00			\$31,200.51	
2	2.6	Increasing Diversity and Inclusion	All	No			All Schools	2025-2026	\$3,440.00	\$153.13	\$3,593.13				\$3,593.13	
2	2.7	Foster and Homeless Youth Engagement Support	Foster Youth	Yes	Limited to Unduplicated Student Group(s)	Foster Youth	All Schools	2025-2026	\$1,377.00	\$468.24	\$1,820.64			\$24.60	\$1,845.24	
2	2.8	In-Person and Virtual Engagement and Enrichment	All	No			All Schools	2025-2026	\$0.00	\$1,561.46	\$1,561.46				\$1,561.46	
3	3.1	College Preparation	All	No			All Schools	2025-2026	\$34,024.10	\$456.25	\$34,480.35				\$34,480.35	
3	3.2	Career Preparation (CTE)	English Learners Foster Youth Low Income	Yes	LEA-wide	English Learners Foster Youth Low Income	All Schools	2025-2026	\$0.00	\$624.00	\$624.00				\$624.00	
3	3.3	AVID Program Implementation	English Learners Foster Youth Low Income	Yes	LEA-wide	English Learners Foster Youth Low Income	All Schools	2025-2026	\$183.98	\$165.31	\$349.29				\$349.29	
3	3.4	Credit Recovery and Summer Intervention	English Learners Foster Youth Low Income	Yes	LEA-wide	English Learners Foster Youth Low Income	All Schools	2025-2026	\$31,828.79	\$0.00	\$31,828.79				\$31,828.79	
3	3.5	Transition Plans	Students with Disabilities	No			All Schools	2025-2026	\$11,550.00	\$0.00	\$5,200.00	\$6,350.00			\$11,550.00	
3	3.6	Graduation Rate Progress Monitoring	All	No			All Schools	2025-2026	\$56,225.00	\$0.00	\$48,397.00	\$6,350.00		\$1,478.00	\$56,225.00	

Goal #	Action #	Action Title	Student Group(s)	Contributing to Increased or Improved Services?	Scope	Unduplicated Student Group(s)	Location	Time Span	Total Personnel	Total Non-personnel	LCFF Funds	Other State Funds	Local Funds	Federal Funds	Total Funds	Planned Percentage of Improved Services
3	3.7	Dual Enrollment Options	All	No			All Schools	2025-2026	\$1,300.00	\$45.63	\$1,345.63				\$1,345.63	
3	3.8	Early Intervention Program Development	All	No			All Schools	2025-2026	\$2,805.00	\$0.00	\$2,805.00				\$2,805.00	

2025-26 Contributing Actions Table

1. Projected LCFF Base Grant	2. Projected LCFF Supplemental and/or Concentration Grants	3. Projected Percentage to Increase or Improve Services for the Coming School Year (2 divided by 1)	LCFF Carryover — Percentage (Percentage from Prior Year)	Total Percentage to Increase or Improve Services for the Coming School Year (3 + Carryover %)	4. Total Planned Contributing Expenditures (LCFF Funds)	5. Total Planned Percentage of Improved Services (%)	Planned Percentage to Increase or Improve Services for the Coming School Year (4 divided by 1, plus 5)	Totals by Type	Total LCFF Funds
1,749,167.00	160,062.21	9.151%	0.000%	9.151%	\$740,561.15	0.000%	42.338 %	Total:	\$740,561.15
								LEA-wide Total:	\$732,333.65
								Limited Total:	\$8,227.50
								Schoolwide Total:	\$0.00

Goal	Action #	Action Title	Contributing to Increased or Improved Services?	Scope	Unduplicated Student Group(s)	Location	Planned Expenditures for Contributing Actions (LCFF Funds)	Planned Percentage of Improved Services (%)
1	1.1	Professional Development for Academic Achievement	Yes	LEA-wide		All Schools	\$3,938.17	
1	1.2	Diagnostic Assessments and MTSS Academic Interventions	Yes	LEA-wide		All Schools	\$223,533.40	
1	1.3	Teacher Collaboration for Academic Achievement	Yes	LEA-wide		All Schools	\$261,852.00	
1	1.4	Synchronous and Asynchronous Instructional Tools	Yes	LEA-wide		All Schools	\$5,080.58	
1	1.5	English Learner Student Achievement	Yes	Limited to Unduplicated Student Group(s)	English Learners	All Schools	\$2,998.36	
1	1.6	LTEL Support	Yes	Limited to Unduplicated Student Group(s)	English Learners	All Schools	\$1,300.00	
1	1.7	Foster and Homeless Academic Achievement	Yes	Limited to Unduplicated Student Group(s)	Foster Youth	All Schools	\$2,108.50	

Goal	Action #	Action Title	Contributing to Increased or Improved Services?	Scope	Unduplicated Student Group(s)	Location	Planned Expenditures for Contributing Actions (LCFF Funds)	Planned Percentage of Improved Services (%)
2	2.1	Access to Technology, Internet Connectivity, and a Rigorous Curriculum	Yes	LEA-wide	Low Income	All Schools	\$39,024.68	
2	2.3	Framework of Tiered Re-engagement Strategies for Students	Yes	LEA-wide	English Learners Foster Youth Low Income	All Schools	\$149,091.00	
2	2.4	Caretaker Engagement Support	Yes	LEA-wide	English Learners Foster Youth Low Income	All Schools	\$17,011.74	
2	2.7	Foster and Homeless Youth Engagement Support	Yes	Limited to Unduplicated Student Group(s)	Foster Youth	All Schools	\$1,820.64	
3	3.2	Career Preparation (CTE)	Yes	LEA-wide	English Learners Foster Youth Low Income	All Schools	\$624.00	
3	3.3	AVID Program Implementation	Yes	LEA-wide	English Learners Foster Youth Low Income	All Schools	\$349.29	
3	3.4	Credit Recovery and Summer Intervention	Yes	LEA-wide	English Learners Foster Youth Low Income	All Schools	\$31,828.79	

2024-25 Annual Update Table

Totals	Last Year's Total Planned Expenditures (Total Funds)	Total Estimated Expenditures (Total Funds)
Totals	\$1,131,597.18	\$1,153,309.39

Last Year's Goal #	Last Year's Action #	Prior Action/Service Title	Contributed to Increased or Improved Services?	Last Year's Planned Expenditures (Total Funds)	Estimated Actual Expenditures (Input Total Funds)
1	1.1	Professional Development for Academic Achievement	Yes	\$14,964.00	5,278.08
1	1.2	Diagnostic Assessments and MTSS Academic Interventions	Yes	\$173,300.36	215,844.19
1	1.3	Teacher Collaboration for Academic Achievement	Yes	\$209,974.49	259,247.12
1	1.4	Synchronous and Asynchronous Instructional Tools	Yes	\$12,484.46	6,705.41
1	1.5	English Learner Student Achievement	Yes	\$10,339.59	3,453.23
1	1.6	LTEL Support	Yes	\$35,266.51	1,142.77
1	1.7	Foster and Homeless Academic Achievement	Yes	\$1,934.36	1,754.97
2	2.1	Access to Technology, Internet Connectivity, and a Rigorous Curriculum	Yes	\$202,649.26	48,139.51
2	2.2	Track and Record Daily Student Participation	No	\$185,499.52	213,725.51
2	2.3	Framework of Tiered Re-engagement Strategies for Students	Yes	\$123,035.61	138,743.59
2	2.4	Caretaker Engagement Support	Yes	\$8,496.05	14,623.51

Last Year's Goal #	Last Year's Action #	Prior Action/Service Title	Contributed to Increased or Improved Services?	Last Year's Planned Expenditures (Total Funds)	Estimated Actual Expenditures (Input Total Funds)
2	2.5	Social Emotional / Mental Health Supports	No	\$16,240.46	71,653.99
2	2.6	Increasing Diversity and Inclusion	No	\$2,623.23	3,358.62
2	2.7	Foster and Homeless Youth Engagement Support	Yes	\$1,769.18	8,192.24
2	2.8	In-Person and Virtual Engagement and Enrichment	No	\$6,268.59	1,561.46
3	3.1	College Preparation	No	\$35,041.30	27,163.14
3	3.2	Career Preparation (CTE)	Yes	\$721.46	624.00
3	3.3	AVID Program Implementation	Yes	\$349.04	349.29
3	3.4	Credit Recovery and Summer Intervention	Yes	\$35,455.92	24,914.43
3	3.5	Transition Plans	No	\$12,234.19	9,532.98
3	3.6	Graduation Rate Progress Monitoring	No	\$39,332.51	93,907.10
3	3.7	Dual Enrollment Options	No	\$1,799.36	992.10
3	3.8	Early Intervention Program Development	No	\$1,817.73	2,402.15

2024-25 Contributing Actions Annual Update Table

6. Estimated LCFF Supplemental and/or Concentration Grants (Input Dollar Amount)	4. Total Planned Contributing Expenditures (LCFF Funds)	7. Total Estimated Expenditures for Contributing Actions (LCFF Funds)	Difference Between Planned and Estimated Expenditures for Contributing Actions (Subtract 7 from 4)	5. Total Planned Percentage of Improved Services (%)	8. Total Estimated Percentage of Improved Services (%)	Difference Between Planned and Estimated Percentage of Improved Services (Subtract 5 from 8)
120,997	\$724,657.46	\$593,835.35	\$130,822.11	0.000%	0.000%	0.000%

Last Year's Goal #	Last Year's Action #	Prior Action/Service Title	Contributing to Increased or Improved Services?	Last Year's Planned Expenditures for Contributing Actions (LCFF Funds)	Estimated Actual Expenditures for Contributing Actions (Input LCFF Funds)	Planned Percentage of Improved Services	Estimated Actual Percentage of Improved Services (Input Percentage)
1	1.1	Professional Development for Academic Achievement	Yes	\$13,203.00	3,938.17		
1	1.2	Diagnostic Assessments and MTSS Academic Interventions	Yes	\$143,923.29	172,677.57		
1	1.3	Teacher Collaboration for Academic Achievement	Yes	\$176,873.92	208,087.93		
1	1.4	Synchronous and Asynchronous Instructional Tools	Yes	\$11,943.11	5,080.58		
1	1.5	English Learner Student Achievement	Yes	\$8,132.76	2,291.30		
1	1.6	LTEL Support	Yes	\$35,266.51	985.91		
1	1.7	Foster and Homeless Academic Achievement	Yes	\$1,934.36	1,754.97		
2	2.1	Access to Technology, Internet Connectivity, and a Rigorous Curriculum	Yes	\$180,103.53	38,469.77		
2	2.3	Framework of Tiered Re-engagement Strategies for Students	Yes	\$106,485.33	114,187.18		
2	2.4	Caretaker Engagement Support	Yes	\$8,496.05	14,623.51		
2	2.7	Foster and Homeless Youth Engagement Support	Yes	\$1,769.18	5,850.74		
3	3.2	Career Preparation (CTE)	Yes	\$721.46	624.00		

Last Year's Goal #	Last Year's Action #	Prior Action/Service Title	Contributing to Increased or Improved Services?	Last Year's Planned Expenditures for Contributing Actions (LCFF Funds)	Estimated Actual Expenditures for Contributing Actions (Input LCFF Funds)	Planned Percentage of Improved Services	Estimated Actual Percentage of Improved Services (Input Percentage)
3	3.3	AVID Program Implementation	Yes	\$349.04	349.29		
3	3.4	Credit Recovery and Summer Intervention	Yes	\$35,455.92	24,914.43		

2024-25 LCFF Carryover Table

9. Estimated Actual LCFF Base Grant (Input Dollar Amount)	6. Estimated Actual LCFF Supplemental and/or Concentration Grants	LCFF Carryover — Percentage (Percentage from Prior Year)	10. Total Percentage to Increase or Improve Services for the Current School Year (6 divided by 9 + Carryover %)	7. Total Estimated Actual Expenditures for Contributing Actions (LCFF Funds)	8. Total Estimated Actual Percentage of Improved Services (%)	11. Estimated Actual Percentage of Increased or Improved Services (7 divided by 9, plus 8)	12. LCFF Carryover — Dollar Amount (Subtract 11 from 10 and multiply by 9)	13. LCFF Carryover — Percentage (12 divided by 9)
1,203,478	120,997		10.054%	\$593,835.35	0.000%	49.343%	\$0.00	0.000%

Local Control and Accountability Plan Instructions

[Plan Summary](#)

[Engaging Educational Partners](#)

[Goals and Actions](#)

[Increased or Improved Services for Foster Youth, English Learners, and Low-Income Students](#)

For additional questions or technical assistance related to the completion of the Local Control and Accountability Plan (LCAP) template, please contact the local county office of education (COE), or the California Department of Education's (CDE's) Local Agency Systems Support Office, by phone at 916-319-0809 or by email at LCFF@cde.ca.gov.

Introduction and Instructions

The Local Control Funding Formula (LCFF) requires local educational agencies (LEAs) to engage their local educational partners in an annual planning process to evaluate their progress within eight state priority areas encompassing all statutory metrics (COEs have 10 state priorities). LEAs document the results of this planning process in the LCAP using the template adopted by the State Board of Education.

The LCAP development process serves three distinct, but related functions:

- **Comprehensive Strategic Planning:** The process of developing and annually updating the LCAP supports comprehensive strategic planning, particularly to address and reduce disparities in opportunities and outcomes between student groups indicated by the California School Dashboard (California Education Code [EC] Section 52064[e][1]). Strategic planning that is comprehensive connects budgetary decisions to teaching and learning performance data. LEAs should continually evaluate the hard choices they make about the use of limited resources to meet student and community needs to ensure opportunities and outcomes are improved for all students.
- **Meaningful Engagement of Educational Partners:** The LCAP development process should result in an LCAP that reflects decisions made through meaningful engagement (EC Section 52064[e][1]). Local educational partners possess valuable perspectives and insights about an LEA's programs and services. Effective strategic planning will incorporate these perspectives and insights in order to identify potential goals and actions to be included in the LCAP.
- **Accountability and Compliance:** The LCAP serves an important accountability function because the nature of some LCAP template sections require LEAs to show that they have complied with various requirements specified in the LCFF statutes and regulations, most notably:
 - Demonstrating that LEAs are increasing or improving services for foster youth, English learners, including long-term English learners, and low-income students in proportion to the amount of additional funding those students generate under LCFF (EC Section 52064[b][4-6]).
 - Establishing goals, supported by actions and related expenditures, that address the statutory priority areas and statutory metrics (EC sections 52064[b][1] and [2]).
 - **NOTE:** As specified in EC Section 62064(b)(1), the LCAP must provide a description of the annual goals, for all pupils and each subgroup of pupils identified pursuant to EC Section 52052, to be achieved for each of the state priorities. Beginning in 2023–24, EC

- Annually reviewing and updating the LCAP to reflect progress toward the goals (EC Section 52064[b][7]).
- Ensuring that all increases attributable to supplemental and concentration grant calculations, including concentration grant add-on funding and/or LCFF carryover, are reflected in the LCAP (EC sections 52064[b][6], [8], and [11]).

The LCAP template, like each LEA's final adopted LCAP, is a document, not a process. LEAs must use the template to memorialize the outcome of their LCAP development process, which must: (a) reflect comprehensive strategic planning, particularly to address and reduce disparities in opportunities and outcomes between student groups indicated by the California School Dashboard (Dashboard), (b) through meaningful engagement with educational partners that (c) meets legal requirements, as reflected in the final adopted LCAP. The sections included within the LCAP template do not and cannot reflect the full development process, just as the LCAP template itself is not intended as a tool for engaging educational partners.

If a county superintendent of schools has jurisdiction over a single school district, the county board of education and the governing board of the school district may adopt and file for review and approval a single LCAP consistent with the requirements in EC sections 52060, 52062, 52066, 52068, and 52070. The LCAP must clearly articulate to which entity's budget (school district or county superintendent of schools) all budgeted and actual expenditures are aligned.

The revised LCAP template for the 2024–25, 2025–26, and 2026–27 school years reflects statutory changes made through Senate Bill 114 (Committee on Budget and Fiscal Review), Chapter 48, Statutes of 2023 and Senate Bill 153, Chapter 38, Statutes of 2024.

At its most basic, the adopted LCAP should attempt to distill not just what the LEA is doing for students in transitional kindergarten through grade twelve (TK–12), but also allow educational partners to understand why, and whether those strategies are leading to improved opportunities and outcomes for students. LEAs are strongly encouraged to use language and a level of detail in their adopted LCAPs intended to be meaningful and accessible for the LEA's diverse educational partners and the broader public.

In developing and finalizing the LCAP for adoption, LEAs are encouraged to keep the following overarching frame at the forefront of the strategic planning and educational partner engagement functions:

Given present performance across the state priorities and on indicators in the Dashboard, how is the LEA using its budgetary resources to respond to TK–12 student and community needs, and address any performance gaps, including by meeting its obligation to increase or improve services for foster youth, English learners, and low-income students?

LEAs are encouraged to focus on a set of metrics and actions which, based on research, experience, and input gathered from educational partners, the LEA believes will have the biggest impact on behalf of its TK–12 students.

These instructions address the requirements for each section of the LCAP but may include information about effective practices when developing the LCAP and completing the LCAP document. Additionally, the beginning of each template section includes information emphasizing the purpose that section serves.

Plan Summary

Purpose

A well-developed Plan Summary section provides a meaningful context for the LCAP. This section provides information about an LEA's community as well as relevant information about student needs and performance. In order to present a meaningful context for the rest of the LCAP, the content of this section should be clearly and meaningfully related to the content included throughout each subsequent section of the LCAP.

Requirements and Instructions

General Information

A description of the LEA, its schools, and its students in grades transitional kindergarten–12, as applicable to the LEA. LEAs may also provide information about their strategic plan, vision, etc.

Briefly describe the LEA, its schools, and its students in grades TK–12, as applicable to the LEA.

- For example, information about an LEA in terms of geography, enrollment, employment, the number and size of specific schools, recent community challenges, and other such information the LEA may wish to include can enable a reader to more fully understand the LEA's LCAP.
- LEAs may also provide information about their strategic plan, vision, etc.
- As part of this response, identify all schools within the LEA receiving Equity Multiplier funding.

Reflections: Annual Performance

A reflection on annual performance based on a review of the California School Dashboard (Dashboard) and local data.

Reflect on the LEA's annual performance on the Dashboard and local data. This may include both successes and challenges identified by the LEA during the development process.

LEAs are encouraged to highlight how they are addressing the identified needs of student groups, and/or schools within the LCAP as part of this response.

As part of this response, the LEA must identify the following, which will remain unchanged during the three-year LCAP cycle:

- Any school within the LEA that received the lowest performance level on one or more state indicators on the 2023 Dashboard;
- Any student group within the LEA that received the lowest performance level on one or more state indicators on the 2023 Dashboard; and/or
- Any student group within a school within the LEA that received the lowest performance level on one or more state indicators on the 2023 Dashboard.

EC Section 52064.4 requires that an LEA that has unexpended Learning Recovery Emergency Block Grant (LREBG) funds must include one or more actions funded with LREBG funds within the 2025-26, 2026-27 and 2027-28 LCAPs, as applicable to the LEA. To implement the requirements of *EC* Section 52064.4, all LEAs must do the following:

- For the 2025–26, 2026–27, and 2027–28 LCAP years, identify whether or not the LEA has unexpended LREBG funds for the applicable LCAP year.
 - If the LEA has unexpended LREBG funds the LEA must provide the following:
 - The goal and action number for each action that will be funded, either in whole or in part, with LREBG funds; and
 - An explanation of the rationale for selecting each action funded with LREBG funds. This explanation must include:
 - An explanation of how the action is aligned with the allowable uses of funds identified in [EC Section 32526\(c\)\(2\)](#); and
 - An explanation of how the action is expected to address the area(s) of need of students and schools identified in the needs assessment required by [EC Section 32526\(d\)](#).
 - For information related to the allowable uses of funds and the required needs assessment, please see the Program Information tab on the [LREBG Program Information](#) web page.
 - Actions may be grouped together for purposes of these explanations.
 - The LEA may provide these explanations as part of the action description rather than as part of the Reflections: Annual Performance.
 - If the LEA does not have unexpended LREBG funds, the LEA is not required to conduct the needs assessment required by *EC* Section 32526(d), to provide the information identified above or to include actions funded with LREBG funds within the 2025-26, 2026-27 and 2027-28 LCAPs.

Reflections: Technical Assistance

As applicable, a summary of the work underway as part of technical assistance.

Annually identify the reason(s) the LEA is eligible for or has requested technical assistance consistent with *EC* sections 47607.3, 52071, 52071.5, 52072, or 52072.5, and provide a summary of the work underway as part of receiving technical assistance. The most common form of this technical assistance is frequently referred to as Differentiated Assistance, however this also includes LEAs that have requested technical assistance from their COE.

- If the LEA is not eligible for or receiving technical assistance, the LEA may respond to this prompt as “Not Applicable.”

Comprehensive Support and Improvement

An LEA with a school or schools identified for comprehensive support and improvement (CSI) under the Every Student Succeeds Act must respond to the following prompts:

Schools Identified

A list of the schools in the LEA that are eligible for comprehensive support and improvement.

- Identify the schools within the LEA that have been identified for CSI.

Support for Identified Schools

A description of how the LEA has or will support its eligible schools in developing comprehensive support and improvement plans.

- Describe how the LEA has or will support the identified schools in developing CSI plans that included a school-level needs assessment, evidence-based interventions, and the identification of any resource inequities to be addressed through the implementation of the CSI plan.

Monitoring and Evaluating Effectiveness

A description of how the LEA will monitor and evaluate the plan to support student and school improvement.

- Describe how the LEA will monitor and evaluate the implementation and effectiveness of the CSI plan to support student and school improvement.

Engaging Educational Partners

Purpose

Significant and purposeful engagement of parents, students, educators, and other educational partners, including those representing the student groups identified by LCFF, is critical to the development of the LCAP and the budget process. Consistent with statute, such engagement should support comprehensive strategic planning, particularly to address and reduce disparities in opportunities and outcomes between student groups indicated by the Dashboard, accountability, and improvement across the state priorities and locally identified priorities (EC Section 52064[e][1]). Engagement of educational partners is an ongoing, annual process.

This section is designed to reflect how the engagement of educational partners influenced the decisions reflected in the adopted LCAP. The goal is to allow educational partners that participated in the LCAP development process and the broader public to understand how the LEA engaged educational partners and the impact of that engagement. LEAs are encouraged to keep this goal in the forefront when completing this section.

Requirements

Requirements

School districts and COEs: [EC Section 52060\(g\)](#) and [EC Section 52066\(g\)](#) specify the educational partners that must be consulted when developing the LCAP:

- Teachers,

- Principals,
- Administrators,
- Other school personnel,
- Local bargaining units of the LEA,
- Parents, and
- Students

A school district or COE receiving Equity Multiplier funds must also consult with educational partners at schools generating Equity Multiplier funds in the development of the LCAP, specifically, in the development of the required focus goal for each applicable school.

Before adopting the LCAP, school districts and COEs must share it with the applicable committees, as identified below under Requirements and Instructions. The superintendent is required by statute to respond in writing to the comments received from these committees. School districts and COEs must also consult with the special education local plan area administrator(s) when developing the LCAP.

Charter schools: [EC Section 47606.5\(d\)](#) requires that the following educational partners be consulted with when developing the LCAP:

- Teachers,
- Principals,
- Administrators,
- Other school personnel,
- Parents, and
- Students

A charter school receiving Equity Multiplier funds must also consult with educational partners at the school generating Equity Multiplier funds in the development of the LCAP, specifically, in the development of the required focus goal for the school.

The LCAP should also be shared with, and LEAs should request input from, schoolsite-level advisory groups, as applicable (e.g., schoolsite councils, English Learner Advisory Councils, student advisory groups, etc.), to facilitate alignment between schoolsite and district-level goals. Information and resources that support effective engagement, define student consultation, and provide the requirements for advisory group composition, can be found under Resources on the [CDE's LCAP webpage](#).

Before the governing board/body of an LEA considers the adoption of the LCAP, the LEA must meet the following legal requirements:

- For school districts, see [Education Code Section 52062](#);
 - **Note:** Charter schools using the LCAP as the School Plan for Student Achievement must meet the requirements of *EC* Section 52062(a).
- For COEs, see [Education Code Section 52068](#); and
- For charter schools, see [Education Code Section 47606.5](#).

- **NOTE:** As a reminder, the superintendent of a school district or COE must respond, in writing, to comments received by the applicable committees identified in the *Education Code* sections listed above. This includes the parent advisory committee and may include the English learner parent advisory committee and, as of July 1, 2024, the student advisory committee, as applicable.

Instructions

Respond to the prompts as follows:

A summary of the process used to engage educational partners in the development of the LCAP.

School districts and county offices of education must, at a minimum, consult with teachers, principals, administrators, other school personnel, local bargaining units, parents, and students in the development of the LCAP.

Charter schools must, at a minimum, consult with teachers, principals, administrators, other school personnel, parents, and students in the development of the LCAP.

An LEA receiving Equity Multiplier funds must also consult with educational partners at schools generating Equity Multiplier funds in the development of the LCAP, specifically, in the development of the required focus goal for each applicable school.

Complete the table as follows:

Educational Partners

Identify the applicable educational partner(s) or group(s) that were engaged in the development of the LCAP.

Process for Engagement

Describe the engagement process used by the LEA to involve the identified educational partner(s) in the development of the LCAP. At a minimum, the LEA must describe how it met its obligation to consult with all statutorily required educational partners, as applicable to the type of LEA.

- A sufficient response to this prompt must include general information about the timeline of the process and meetings or other engagement strategies with educational partners. A response may also include information about an LEA's philosophical approach to engaging its educational partners.
- An LEA receiving Equity Multiplier funds must also include a summary of how it consulted with educational partners at schools generating Equity Multiplier funds in the development of the LCAP, specifically, in the development of the required focus goal for each applicable school.

A description of how the adopted LCAP was influenced by the feedback provided by educational partners.

Describe any goals, metrics, actions, or budgeted expenditures in the LCAP that were influenced by or developed in response to the educational partner feedback.

- A sufficient response to this prompt will provide educational partners and the public with clear, specific information about how the engagement process influenced the development of the LCAP. This may include a description of how the LEA prioritized requests of educational partners within the context of the budgetary resources available or otherwise prioritized areas of focus within the LCAP.
- An LEA receiving Equity Multiplier funds must include a description of how the consultation with educational partners at schools generating Equity Multiplier funds influenced the development of the adopted LCAP.
- For the purposes of this prompt, this may also include, but is not necessarily limited to:
 - Inclusion of a goal or decision to pursue a Focus Goal (as described below)
 - Inclusion of metrics other than the statutorily required metrics
 - Determination of the target outcome on one or more metrics
 - Inclusion of performance by one or more student groups in the Measuring and Reporting Results subsection
 - Inclusion of action(s) or a group of actions
 - Elimination of action(s) or group of actions
 - Changes to the level of proposed expenditures for one or more actions
 - Inclusion of action(s) as contributing to increased or improved services for unduplicated students
 - Analysis of effectiveness of the specific actions to achieve the goal
 - Analysis of material differences in expenditures
 - Analysis of changes made to a goal for the ensuing LCAP year based on the annual update process
 - Analysis of challenges or successes in the implementation of actions

Goals and Actions

Purpose

Well-developed goals will clearly communicate to educational partners what the LEA plans to accomplish, what the LEA plans to do in order to accomplish the goal, and how the LEA will know when it has accomplished the goal. A goal statement, associated metrics and expected outcomes, and the actions included in the goal must be in alignment. The explanation for why the LEA included a goal is an opportunity for LEAs to clearly communicate to educational partners and the public why, among the various strengths and areas for improvement highlighted by performance data and strategies and actions that could be pursued, the LEA decided to pursue this goal, and the related metrics, expected outcomes, actions, and expenditures.

A well-developed goal can be focused on the performance relative to a metric or metrics for all students, a specific student group(s), narrowing performance gaps, or implementing programs or strategies expected to impact outcomes. LEAs should assess the performance of their student groups when developing goals and the related actions to achieve such goals.

Requirements and Instructions

LEAs should prioritize the goals, specific actions, and related expenditures included within the LCAP within one or more state priorities. LEAs must consider performance on the state and local indicators, including their locally collected and reported data for the local indicators that are included in the Dashboard, in determining whether and how to prioritize its goals within the LCAP. As previously stated, strategic planning that

is comprehensive connects budgetary decisions to teaching and learning performance data. LEAs should continually evaluate the hard choices they make about the use of limited resources to meet student and community needs to ensure opportunities and outcomes are improved for all students, and to address and reduce disparities in opportunities and outcomes between student groups indicated by the Dashboard.

In order to support prioritization of goals, the LCAP template provides LEAs with the option of developing three different kinds of goals:

- **Focus Goal:** A Focus Goal is relatively more concentrated in scope and may focus on a fewer number of metrics to measure improvement. A Focus Goal statement will be time bound and make clear how the goal is to be measured.
 - All Equity Multiplier goals must be developed as focus goals. For additional information, see Required Focus Goal(s) for LEAs Receiving Equity Multiplier Funding below.
- **Broad Goal:** A Broad Goal is relatively less concentrated in its scope and may focus on improving performance across a wide range of metrics.
- **Maintenance of Progress Goal:** A Maintenance of Progress Goal includes actions that may be ongoing without significant changes and allows an LEA to track performance on any metrics not addressed in the other goals of the LCAP.

Requirement to Address the LCFF State Priorities

At a minimum, the LCAP must address all LCFF priorities and associated metrics articulated in EC sections 52060(d) and 52066(d), as applicable to the LEA. The [LCFF State Priorities Summary](#) provides a summary of EC sections 52060(d) and 52066(d) to aid in the development of the LCAP.

Respond to the following prompts, as applicable:

Focus Goal(s)

Description

The description provided for a Focus Goal must be specific, measurable, and time bound.

- An LEA develops a Focus Goal to address areas of need that may require or benefit from a more specific and data intensive approach.
- The Focus Goal can explicitly reference the metric(s) by which achievement of the goal will be measured and the time frame according to which the LEA expects to achieve the goal.

Type of Goal

Identify the type of goal being implemented as a Focus Goal.

State Priorities addressed by this goal.

Identify each of the state priorities that this goal is intended to address.

An explanation of why the LEA has developed this goal.

Explain why the LEA has chosen to prioritize this goal.

- An explanation must be based on Dashboard data or other locally collected data.
- LEAs must describe how the LEA identified this goal for focused attention, including relevant consultation with educational partners.
- LEAs are encouraged to promote transparency and understanding around the decision to pursue a focus goal.

Required Focus Goal(s) for LEAs Receiving Equity Multiplier Funding

Description

LEAs receiving Equity Multiplier funding must include one or more focus goals for each school generating Equity Multiplier funding. In addition to addressing the focus goal requirements described above, LEAs must adhere to the following requirements.

Focus goals for Equity Multiplier schoolsites must address the following:

- (A) All student groups that have the lowest performance level on one or more state indicators on the Dashboard, and
- (B) Any underlying issues in the credentialing, subject matter preparation, and retention of the school's educators, if applicable.
- Focus Goals for each and every Equity Multiplier schoolsite must identify specific metrics for each identified student group, as applicable.
- An LEA may create a single goal for multiple Equity Multiplier schoolsites if those schoolsites have the same student group(s) performing at the lowest performance level on one or more state indicators on the Dashboard or, experience similar issues in the credentialing, subject matter preparation, and retention of the school's educators.
 - When creating a single goal for multiple Equity Multiplier schoolsites, the goal must identify the student groups and the performance levels on the Dashboard that the Focus Goal is addressing; or,
 - The common issues the schoolsites are experiencing in credentialing, subject matter preparation, and retention of the school's educators, if applicable.

Type of Goal

Identify the type of goal being implemented as an Equity Multiplier Focus Goal.

State Priorities addressed by this goal.

Identify each of the state priorities that this goal is intended to address.

An explanation of why the LEA has developed this goal.

Explain why the LEA has chosen to prioritize this goal.

- An explanation must be based on Dashboard data or other locally collected data.
- LEAs must describe how the LEA identified this goal for focused attention, including relevant consultation with educational partners.
- LEAs are encouraged to promote transparency and understanding around the decision to pursue a focus goal.
- In addition to this information, the LEA must also identify:
 - The school or schools to which the goal applies

LEAs are encouraged to approach an Equity Multiplier goal from a wholistic standpoint, considering how the goal might maximize student outcomes through the use of LCFF and other funding in addition to Equity Multiplier funds.

- Equity Multiplier funds must be used to supplement, not supplant, funding provided to Equity Multiplier schoolsites for purposes of the LCFF, the Expanded Learning Opportunities Program (ELO-P), the Literacy Coaches and Reading Specialists (LCRS) Grant Program, and/or the California Community Schools Partnership Program (CCSPP).
- This means that Equity Multiplier funds must not be used to replace funding that an Equity Multiplier schoolsite would otherwise receive to implement LEA-wide actions identified in the LCAP or that an Equity Multiplier schoolsite would otherwise receive to implement provisions of the ELO-P, the LCRS, and/or the CCSPP.

Note: [EC Section 42238.024\(b\)\(1\)](#) requires that Equity Multiplier funds be used for the provision of evidence-based services and supports for students. Evidence-based services and supports are based on objective evidence that has informed the design of the service or support and/or guides the modification of those services and supports. Evidence-based supports and strategies are most commonly based on educational research and/or metrics of LEA, school, and/or student performance.

Broad Goal

Description

Describe what the LEA plans to achieve through the actions included in the goal.

- The description of a broad goal will be clearly aligned with the expected measurable outcomes included for the goal.

- The goal description organizes the actions and expected outcomes in a cohesive and consistent manner.
- A goal description is specific enough to be measurable in either quantitative or qualitative terms. A broad goal is not as specific as a focus goal. While it is specific enough to be measurable, there are many different metrics for measuring progress toward the goal.

Type of Goal

Identify the type of goal being implemented as a Broad Goal.

State Priorities addressed by this goal.

Identify each of the state priorities that this goal is intended to address.

An explanation of why the LEA has developed this goal.

Explain why the LEA developed this goal and how the actions and metrics grouped together will help achieve the goal.

Maintenance of Progress Goal

Description

Describe how the LEA intends to maintain the progress made in the LCFF State Priorities not addressed by the other goals in the LCAP.

- Use this type of goal to address the state priorities and applicable metrics not addressed within the other goals in the LCAP.
- The state priorities and metrics to be addressed in this section are those for which the LEA, in consultation with educational partners, has determined to maintain actions and monitor progress while focusing implementation efforts on the actions covered by other goals in the LCAP.

Type of Goal

Identify the type of goal being implemented as a Maintenance of Progress Goal.

State Priorities addressed by this goal.

Identify each of the state priorities that this goal is intended to address.

An explanation of why the LEA has developed this goal.

Explain how the actions will sustain the progress exemplified by the related metrics.

Measuring and Reporting Results:

For each LCAP year, identify the metric(s) that the LEA will use to track progress toward the expected outcomes.

- LEAs must identify metrics for specific student groups, as appropriate, including expected outcomes that address and reduce disparities in outcomes between student groups.
- The metrics may be quantitative or qualitative; but at minimum, an LEA’s LCAP must include goals that are measured using all of the applicable metrics for the related state priorities, in each LCAP year, as applicable to the type of LEA.
- To the extent a state priority does not specify one or more metrics (e.g., implementation of state academic content and performance standards), the LEA must identify a metric to use within the LCAP. For these state priorities, LEAs are encouraged to use metrics based on or reported through the relevant local indicator self-reflection tools within the Dashboard.
- **Required metrics for LEA-wide actions:** For each action identified as 1) contributing towards the requirement to increase or improve services for foster youth, English learners, including long-term English learners, and low-income students and 2) being provided on an LEA-wide basis, the LEA must identify one or more metrics to monitor the effectiveness of the action and its budgeted expenditures.
 - These required metrics may be identified within the action description or the first prompt in the increased or improved services section, however the description must clearly identify the metric(s) being used to monitor the effectiveness of the action and the action(s) that the metric(s) apply to.
- **Required metrics for Equity Multiplier goals:** For each Equity Multiplier goal, the LEA must identify:
 - The specific metrics for each identified student group at each specific schoolsite, as applicable, to measure the progress toward the goal, and/or
 - The specific metrics used to measure progress in meeting the goal related to credentialing, subject matter preparation, or educator retention at each specific schoolsite.
- **Required metrics for actions supported by LREBG funds:** To implement the requirements of *EC* Section 52064.4, LEAs with unexpended LREBG funds must include at least one metric to monitor the impact of each action funded with LREBG funds included in the goal.
 - The metrics being used to monitor the impact of each action funded with LREBG funds are not required to be new metrics; they may be metrics that are already being used to measure progress towards goals and actions included in the LCAP.

Complete the table as follows:

Metric #

- Enter the metric number.

Metric

- Identify the standard of measure being used to determine progress towards the goal and/or to measure the effectiveness of one or more actions associated with the goal.

Baseline

- Enter the baseline when completing the LCAP for 2024–25.
 - Use the most recent data associated with the metric available at the time of adoption of the LCAP for the first year of the three-year plan. LEAs may use data as reported on the 2023 Dashboard for the baseline of a metric only if that data represents the most recent available data (e.g., high school graduation rate).
 - Using the most recent data available may involve reviewing data the LEA is preparing for submission to the California Longitudinal Pupil Achievement Data System (CALPADS) or data that the LEA has recently submitted to CALPADS.
 - Indicate the school year to which the baseline data applies.
 - The baseline data must remain unchanged throughout the three-year LCAP.
 - This requirement is not intended to prevent LEAs from revising the baseline data if it is necessary to do so. For example, if an LEA identifies that its data collection practices for a particular metric are leading to inaccurate data and revises its practice to obtain accurate data, it would also be appropriate for the LEA to revise the baseline data to align with the more accurate data process and report its results using the accurate data.
 - If an LEA chooses to revise its baseline data, then, at a minimum, it must clearly identify the change as part of its response to the description of changes prompt in the Goal Analysis for the goal. LEAs are also strongly encouraged to involve their educational partners in the decision of whether or not to revise a baseline and to communicate the proposed change to their educational partners.
 - Note for Charter Schools: Charter schools developing a one- or two-year LCAP may identify a new baseline each year, as applicable.

Year 1 Outcome

- When completing the LCAP for 2025–26, enter the most recent data available. Indicate the school year to which the data applies.
 - Note for Charter Schools: Charter schools developing a one-year LCAP may provide the Year 1 Outcome when completing the LCAP for both 2025–26 and 2026–27 or may provide the Year 1 Outcome for 2025–26 and provide the Year 2 Outcome for 2026–27.

Year 2 Outcome

- When completing the LCAP for 2026–27, enter the most recent data available. Indicate the school year to which the data applies.

- **Note for Charter Schools:** Charter schools developing a one-year LCAP may identify the Year 2 Outcome as not applicable when completing the LCAP for 2026–27 or may provide the Year 2 Outcome for 2026–27.

Target for Year 3 Outcome

- When completing the first year of the LCAP, enter the target outcome for the relevant metric the LEA expects to achieve by the end of the three-year LCAP cycle.
 - **Note for Charter Schools:** Charter schools developing a one- or two-year LCAP may identify a Target for Year 1 or Target for Year 2, as applicable.

Current Difference from Baseline

- When completing the LCAP for 2025–26 and 2026–27, enter the current difference between the baseline and the yearly outcome, as applicable.
 - **Note for Charter Schools:** Charter schools developing a one- or two-year LCAP will identify the current difference between the baseline and the yearly outcome for Year 1 and/or the current difference between the baseline and the yearly outcome for Year 2, as applicable.

Timeline for school districts and COEs for completing the “**Measuring and Reporting Results**” part of the Goal.

Metric	Baseline	Year 1 Outcome	Year 2 Outcome	Target for Year 3 Outcome	Current Difference from Baseline
Enter information in this box when completing the LCAP for 2024–25 or when adding a new metric.	Enter information in this box when completing the LCAP for 2024–25 or when adding a new metric.	Enter information in this box when completing the LCAP for 2025–26 . Leave blank until then.	Enter information in this box when completing the LCAP for 2026–27 . Leave blank until then.	Enter information in this box when completing the LCAP for 2024–25 or when adding a new metric.	Enter information in this box when completing the LCAP for 2025–26 and 2026–27 . Leave blank until then.

Goal Analysis:

Enter the LCAP Year.

Using actual annual measurable outcome data, including data from the Dashboard, analyze whether the planned actions were effective towards achieving the goal. “Effective” means the degree to which the planned actions were successful in producing the target result. Respond to the prompts as instructed.

Note: When completing the 2024–25 LCAP, use the 2023–24 Local Control and Accountability Plan Annual Update template to complete the Goal Analysis and identify the Goal Analysis prompts in the 2024–25 LCAP as “Not Applicable.”

A description of overall implementation, including any substantive differences in planned actions and actual implementation of these actions, and any relevant challenges and successes experienced with implementation.

- Describe the overall implementation of the actions to achieve the articulated goal, including relevant challenges and successes experienced with implementation.
 - Include a discussion of relevant challenges and successes experienced with the implementation process.
 - This discussion must include any instance where the LEA did not implement a planned action or implemented a planned action in a manner that differs substantively from how it was described in the adopted LCAP.

An explanation of material differences between Budgeted Expenditures and Estimated Actual Expenditures and/or Planned Percentages of Improved Services and Estimated Actual Percentages of Improved Services.

- Explain material differences between Budgeted Expenditures and Estimated Actual Expenditures and between the Planned Percentages of Improved Services and Estimated Actual Percentages of Improved Services, as applicable. Minor variances in expenditures or percentages do not need to be addressed, and a dollar-for-dollar accounting is not required.

A description of the effectiveness or ineffectiveness of the specific actions to date in making progress toward the goal.

- Describe the effectiveness or ineffectiveness of the specific actions to date in making progress toward the goal. “Effectiveness” means the degree to which the actions were successful in producing the target result and “ineffectiveness” means that the actions did not produce any significant or targeted result.
 - In some cases, not all actions in a goal will be intended to improve performance on all of the metrics associated with the goal.
 - When responding to this prompt, LEAs may assess the effectiveness of a single action or group of actions within the goal in the context of performance on a single metric or group of specific metrics within the goal that are applicable to the action(s). Grouping actions with metrics will allow for more robust analysis of whether the strategy the LEA is using to impact a specified set of metrics is working and increase transparency for educational partners. LEAs are encouraged to use such an approach when goals include multiple actions and metrics that are not closely associated.
 - Beginning with the development of the 2024–25 LCAP, the LEA must change actions that have not proven effective over a three-year period.

A description of any changes made to the planned goal, metrics, target outcomes, or actions for the coming year that resulted from reflections on prior practice.

- Describe any changes made to this goal, expected outcomes, metrics, or actions to achieve this goal as a result of this analysis and analysis of the data provided in the Dashboard or other local data, as applicable.
 - As noted above, beginning with the development of the 2024–25 LCAP, the LEA must change actions that have not proven effective over a three-year period. For actions that have been identified as ineffective, the LEA must identify the ineffective action and must include a description of the following:

- The reasons for the ineffectiveness, and
- How changes to the action will result in a new or strengthened approach.

Actions:

Complete the table as follows. Add additional rows as necessary.

Action #

- Enter the action number.

Title

- Provide a short title for the action. This title will also appear in the action tables.

Description

- Provide a brief description of the action.
 - For actions that contribute to meeting the increased or improved services requirement, the LEA may include an explanation of how each action is principally directed towards and effective in meeting the LEA's goals for unduplicated students, as described in the instructions for the Increased or Improved Services for Foster Youth, English Learners, and Low-Income Students section.
 - As previously noted, for each action identified as 1) contributing towards the requirement to increase or improve services for foster youth, English learners, including long-term English learners, and low-income students and 2) being provided on an LEA-wide basis, the LEA must identify one or more metrics to monitor the effectiveness of the action and its budgeted expenditures.
 - These required metrics may be identified within the action description or the first prompt in the increased or improved services section; however, the description must clearly identify the metric(s) being used to monitor the effectiveness of the action and the action(s) that the metric(s) apply to.

Total Funds

- Enter the total amount of expenditures associated with this action. Budgeted expenditures from specific fund sources will be provided in the action tables.

Contributing

- Indicate whether the action contributes to meeting the increased or improved services requirement as described in the Increased or Improved Services section using a "Y" for Yes or an "N" for No.
 - **Note:** for each such contributing action, the LEA will need to provide additional information in the Increased or Improved Services section to address the requirements in *California Code of Regulations*, Title 5 [5 CCR] Section 15496 in the Increased or Improved Services section of the LCAP.

Actions for Foster Youth: School districts, COEs, and charter schools that have a numerically significant foster youth student subgroup are encouraged to include specific actions in the LCAP designed to meet needs specific to foster youth students.

Required Actions

For English Learners and Long-Term English Learners

- LEAs with 30 or more English learners and/or 15 or more long-term English learners must include specific actions in the LCAP related to, at a minimum:
 - Language acquisition programs, as defined in *EC* Section 306, provided to students, and
 - Professional development for teachers.
 - If an LEA has both 30 or more English learners and 15 or more long-term English learners, the LEA must include actions for both English learners and long-term English learners.

For Technical Assistance

- LEAs eligible for technical assistance pursuant to *EC* sections 47607.3, 52071, 52071.5, 52072, or 52072.5, must include specific actions within the LCAP related to its implementation of the work underway as part of technical assistance. The most common form of this technical assistance is frequently referred to as Differentiated Assistance.

For Lowest Performing Dashboard Indicators

- LEAs that have Red Dashboard indicators for (1) a school within the LEA, (2) a student group within the LEA, and/or (3) a student group within any school within the LEA must include one or more specific actions within the LCAP:
 - The specific action(s) must be directed towards the identified student group(s) and/or school(s) and must address the identified state indicator(s) for which the student group or school received the lowest performance level on the 2023 Dashboard. Each student group and/or school that receives the lowest performance level on the 2023 Dashboard must be addressed by one or more actions.
 - These required actions will be effective for the three-year LCAP cycle.

For LEAs With Unexpended LREBG Funds

- To implement the requirements of *EC* Section 52064.4, LEAs with unexpended LREBG funds must include one or more actions supported with LREBG funds within the 2025–26, 2026–27, and 2027–28 LCAPs, as applicable to the LEA. Actions funded with LREBG funds must remain in the LCAP until the LEA has expended the remainder of its LREBG funds, after which time the actions may be removed from the LCAP.
 - Prior to identifying the actions included in the LCAP the LEA is required to conduct a needs assessment pursuant to [EC Section 32526\(d\)](#). For information related to the required needs assessment please see the Program Information tab on the [LREBG](#)

[Program Information](#) web page. Additional information about the needs assessment and evidence-based resources for the LREBG may be found on the [California Statewide System of Support LREBG Resources](#) web page. The required LREBG needs assessment may be part of the LEAs regular needs assessment for the LCAP if it meets the requirements of *EC* Section 32526(d).

- School districts receiving technical assistance and COEs providing technical assistance are encouraged to use the technical assistance process to support the school district in conducting the required needs assessment, the selection of actions funded by the LREBG and/or the evaluation of implementation of the actions required as part of the LCAP annual update process.
- As a reminder, LREBG funds must be used to implement one or more of the purposes articulated in [EC Section 32526\(c\)\(2\)](#).
- LEAs with unexpended LREBG funds must include one or more actions supported by LREBG funds within the LCAP. For each action supported by LREBG funding the action description must:
 - Identify the action as an LREBG action;
 - Include an explanation of how research supports the selected action;
 - Identify the metric(s) being used to monitor the impact of the action; and
 - Identify the amount of LREBG funds being used to support the action.

Increased or Improved Services for Foster Youth, English Learners, and Low-Income Students

Purpose

A well-written Increased or Improved Services section provides educational partners with a comprehensive description, within a single dedicated section, of how an LEA plans to increase or improve services for its unduplicated students as defined in *EC* Section 42238.02 in grades TK–12 as compared to all students in grades TK–12, as applicable, and how LEA-wide or schoolwide actions identified for this purpose meet regulatory requirements. Descriptions provided should include sufficient detail yet be sufficiently succinct to promote a broader understanding of educational partners to facilitate their ability to provide input. An LEA's description in this section must align with the actions included in the Goals and Actions section as contributing.

Please Note: For the purpose of meeting the Increased or Improved Services requirement and consistent with *EC* Section 42238.02, long-term English learners are included in the English learner student group.

Statutory Requirements

An LEA is required to demonstrate in its LCAP how it is increasing or improving services for its students who are foster youth, English learners, and/or low-income, collectively referred to as unduplicated students, as compared to the services provided to all students in proportion to the increase in funding it receives based on the number and concentration of unduplicated students in the LEA (*EC* Section 42238.07[a][1], *EC*

Section 52064[b][8][B]; 5 CCR Section 15496[a]). This proportionality percentage is also known as the "minimum proportionality percentage" or "MPP." The manner in which an LEA demonstrates it is meeting its MPP is two-fold: (1) through the expenditure of LCFF funds or through the identification of a Planned Percentage of Improved Services as documented in the Contributing Actions Table, and (2) through the explanations provided in the Increased or Improved Services for Foster Youth, English Learners, and Low-Income Students section.

To improve services means to grow services in quality and to increase services means to grow services in quantity. Services are increased or improved by those actions in the LCAP that are identified in the Goals and Actions section as contributing to the increased or improved services requirement, whether they are provided across the entire LEA (LEA-wide action), provided to an entire school (Schoolwide action), or solely provided to one or more unduplicated student group(s) (Limited action).

Therefore, for *any* action contributing to meet the increased or improved services requirement, the LEA must include an explanation of:

- How the action is increasing or improving services for the unduplicated student group(s) (Identified Needs and Action Design), and
- How the action meets the LEA's goals for its unduplicated pupils in the state and any local priority areas (Measurement of Effectiveness).

LEA-wide and Schoolwide Actions

In addition to the above required explanations, LEAs must provide a justification for why an LEA-wide or Schoolwide action is being provided to all students and how the action is intended to improve outcomes for unduplicated student group(s) as compared to all students.

- Conclusory statements that a service will help achieve an expected outcome for the goal, without an explicit connection or further explanation as to how, are not sufficient.
- Further, simply stating that an LEA has a high enrollment percentage of a specific student group or groups does not meet the increased or improved services standard because enrolling students is not the same as serving students.

For School Districts Only

Actions provided on an **LEA-wide** basis at **school districts with an unduplicated pupil percentage of less than 55 percent** must also include a description of how the actions are the most effective use of the funds to meet the district's goals for its unduplicated pupils in the state and any local priority areas. The description must provide the basis for this determination, including any alternatives considered, supporting research, experience, or educational theory.

Actions provided on a **Schoolwide** basis for **schools with less than 40 percent enrollment of unduplicated pupils** must also include a description of how these actions are the most effective use of the funds to meet the district's goals for its unduplicated pupils in the state and any local priority areas. The description must provide the basis for this determination, including any alternatives considered, supporting research, experience, or educational theory.

Requirements and Instructions

Complete the tables as follows:

Total Projected LCFF Supplemental and/or Concentration Grants

2025-26 Local Control and Accountability Plan for California Online Public Schools Central Coast

- Specify the amount of LCFF supplemental and concentration grant funds the LEA estimates it will receive in the coming year based on the number and concentration of foster youth, English learner, and low-income students. This amount includes the Additional 15 percent LCFF Concentration Grant.

Projected Additional 15 percent LCFF Concentration Grant

- Specify the amount of additional LCFF concentration grant add-on funding, as described in EC Section 42238.02, that the LEA estimates it will receive in the coming year.

Projected Percentage to Increase or Improve Services for the Coming School Year

- Specify the estimated percentage by which services for unduplicated pupils must be increased or improved as compared to the services provided to all students in the LCAP year as calculated pursuant to 5 CCR Section 15496(a)(7).

LCFF Carryover — Percentage

- Specify the LCFF Carryover — Percentage identified in the LCFF Carryover Table. If a carryover percentage is not identified in the LCFF Carryover Table, specify a percentage of zero (0.00%).

LCFF Carryover — Dollar

- Specify the LCFF Carryover — Dollar amount identified in the LCFF Carryover Table. If a carryover amount is not identified in the LCFF Carryover Table, specify an amount of zero (\$0).

Total Percentage to Increase or Improve Services for the Coming School Year

- Add the Projected Percentage to Increase or Improve Services for the Coming School Year and the Proportional LCFF Required Carryover Percentage and specify the percentage. This is the LEA's percentage by which services for unduplicated pupils must be increased or improved as compared to the services provided to all students in the LCAP year, as calculated pursuant to 5 CCR Section 15496(a)(7).

Required Descriptions:

LEA-wide and Schoolwide Actions

For each action being provided to an entire LEA or school, provide an explanation of (1) the unique identified need(s) of the unduplicated student group(s) for whom the action is principally directed, (2) how the action is designed to address the identified need(s) and why it is being provided on an LEA or schoolwide basis, and (3) the metric(s) used to measure the effectiveness of the action in improving outcomes for the unduplicated student group(s).

If the LEA has provided this required description in the Action Descriptions, state as such within the table.

Complete the table as follows:

Identified Need(s)

Provide an explanation of the unique identified need(s) of the LEA's unduplicated student group(s) for whom the action is principally directed.

An LEA demonstrates how an action is principally directed towards an unduplicated student group(s) when the LEA explains the need(s), condition(s), or circumstance(s) of the unduplicated student group(s) identified through a needs assessment and how the action addresses them. A meaningful needs assessment includes, at a minimum, analysis of applicable student achievement data and educational partner feedback.

How the Action(s) are Designed to Address Need(s) and Why it is Provided on an LEA-wide or Schoolwide Basis

Provide an explanation of how the action as designed will address the unique identified need(s) of the LEA’s unduplicated student group(s) for whom the action is principally directed and the rationale for why the action is being provided on an LEA-wide or schoolwide basis.

- As stated above, conclusory statements that a service will help achieve an expected outcome for the goal, without an explicit connection or further explanation as to how, are not sufficient.
- Further, simply stating that an LEA has a high enrollment percentage of a specific student group or groups does not meet the increased or improved services standard because enrolling students is not the same as serving students.

Metric(s) to Monitor Effectiveness

Identify the metric(s) being used to measure the progress and effectiveness of the action(s).

Note for COEs and Charter Schools: In the case of COEs and charter schools, schoolwide and LEA-wide are considered to be synonymous.

Limited Actions

For each action being solely provided to one or more unduplicated student group(s), provide an explanation of (1) the unique identified need(s) of the unduplicated student group(s) being served, (2) how the action is designed to address the identified need(s), and (3) how the effectiveness of the action in improving outcomes for the unduplicated student group(s) will be measured.

If the LEA has provided the required descriptions in the Action Descriptions, state as such.

Complete the table as follows:

Identified Need(s)

Provide an explanation of the unique need(s) of the unduplicated student group(s) being served identified through the LEA’s needs assessment. A meaningful needs assessment includes, at a minimum, analysis of applicable student achievement data and educational partner feedback.

How the Action(s) are Designed to Address Need(s)

Provide an explanation of how the action is designed to address the unique identified need(s) of the unduplicated student group(s) being served.

Metric(s) to Monitor Effectiveness

Identify the metric(s) being used to measure the progress and effectiveness of the action(s).

For any limited action contributing to meeting the increased or improved services requirement that is associated with a Planned Percentage of Improved Services in the Contributing Summary Table rather than an expenditure of LCFF funds, describe the methodology that was used to determine the contribution of the action towards the proportional percentage, as applicable.

- For each action with an identified Planned Percentage of Improved Services, identify the goal and action number and describe the methodology that was used.
- When identifying a Planned Percentage of Improved Services, the LEA must describe the methodology that it used to determine the contribution of the action towards the proportional percentage. The percentage of improved services for an action corresponds to the amount of LCFF funding that the LEA estimates it would expend to implement the action if it were funded.
- For example, an LEA determines that there is a need to analyze data to ensure that instructional aides and expanded learning providers know what targeted supports to provide to students who are foster youth. The LEA could implement this action by hiring additional staff to collect and analyze data and to coordinate supports for students, which, based on the LEA's current pay scale, the LEA estimates would cost \$165,000. Instead, the LEA chooses to utilize a portion of existing staff time to analyze data relating to students who are foster youth. This analysis will then be shared with site principals who will use the data to coordinate services provided by instructional assistants and expanded learning providers to target support to students. In this example, the LEA would divide the estimated cost of \$165,000 by the amount of LCFF Funding identified in the Total Planned Expenditures Table and then convert the quotient to a percentage. This percentage is the Planned Percentage of Improved Services for the action.

Additional Concentration Grant Funding

A description of the plan for how the additional concentration grant add-on funding identified above will be used to increase the number of staff providing direct services to students at schools that have a high concentration (above 55 percent) of foster youth, English learners, and low-income students, as applicable.

An LEA that receives the additional concentration grant add-on described in *EC* Section 42238.02 is required to demonstrate how it is using these funds to increase the number of staff who provide direct services to students at schools with an enrollment of unduplicated students that is greater than 55 percent as compared to the number of staff who provide direct services to students at schools with an enrollment of unduplicated students that is equal to or less than 55 percent. The staff who provide direct services to students must be certificated staff and/or classified staff employed by the LEA; classified staff includes custodial staff.

Provide the following descriptions, as applicable to the LEA:

- An LEA that does not receive a concentration grant or the concentration grant add-on must indicate that a response to this prompt is not applicable.

- Identify the goal and action numbers of the actions in the LCAP that the LEA is implementing to meet the requirement to increase the number of staff who provide direct services to students at schools with an enrollment of unduplicated students that is greater than 55 percent.
- An LEA that does not have comparison schools from which to describe how it is using the concentration grant add-on funds, such as a single-school LEA or an LEA that only has schools with an enrollment of unduplicated students that is greater than 55 percent, must describe how it is using the funds to increase the number of credentialed staff, classified staff, or both, including custodial staff, who provide direct services to students at selected schools and the criteria used to determine which schools require additional staffing support.
- In the event that an additional concentration grant add-on is not sufficient to increase staff providing direct services to students at a school with an enrollment of unduplicated students that is greater than 55 percent, the LEA must describe how it is using the funds to retain staff providing direct services to students at a school with an enrollment of unduplicated students that is greater than 55 percent.

Complete the table as follows:

- Provide the staff-to-student ratio of classified staff providing direct services to students with a concentration of unduplicated students that is 55 percent or less and the staff-to-student ratio of classified staff providing direct services to students at schools with a concentration of unduplicated students that is greater than 55 percent, as applicable to the LEA.
 - The LEA may group its schools by grade span (Elementary, Middle/Junior High, and High Schools), as applicable to the LEA.
 - The staff-to-student ratio must be based on the number of full-time equivalent (FTE) staff and the number of enrolled students as counted on the first Wednesday in October of each year.
- Provide the staff-to-student ratio of certificated staff providing direct services to students at schools with a concentration of unduplicated students that is 55 percent or less and the staff-to-student ratio of certificated staff providing direct services to students at schools with a concentration of unduplicated students that is greater than 55 percent, as applicable to the LEA.
 - The LEA may group its schools by grade span (Elementary, Middle/Junior High, and High Schools), as applicable to the LEA.
 - The staff-to-student ratio must be based on the number of FTE staff and the number of enrolled students as counted on the first Wednesday in October of each year.

Action Tables

Complete the Total Planned Expenditures Table for each action in the LCAP. The information entered into this table will automatically populate the other Action Tables. Information is only entered into the Total Planned Expenditures Table, the Annual Update Table, the Contributing Actions Annual Update Table, and the LCFF Carryover Table. The word “input” has been added to column headers to aid in identifying the column(s) where information will be entered. Information is not entered on the remaining Action tables.

The following tables are required to be included as part of the LCAP adopted by the local governing board or governing body:

- Table 1: Total Planned Expenditures Table (for the coming LCAP Year)
- Table 2: Contributing Actions Table (for the coming LCAP Year)
- Table 3: Annual Update Table (for the current LCAP Year)
- Table 4: Contributing Actions Annual Update Table (for the current LCAP Year)
- Table 5: LCFF Carryover Table (for the current LCAP Year)

Note: The coming LCAP Year is the year that is being planned for, while the current LCAP year is the current year of implementation. For example, when developing the 2024–25 LCAP, 2024–25 will be the coming LCAP Year and 2023–24 will be the current LCAP Year.

Total Planned Expenditures Table

In the Total Planned Expenditures Table, input the following information for each action in the LCAP for that applicable LCAP year:

- **LCAP Year:** Identify the applicable LCAP Year.
- **1. Projected LCFF Base Grant:** Provide the total amount estimated LCFF entitlement for the coming school year, excluding the supplemental and concentration grants and the add-ons for the Targeted Instructional Improvement Block Grant program, the former Home-to-School Transportation program, and the Small School District Transportation program, pursuant to 5 CCR Section 15496(a)(8). Note that the LCFF Base Grant for purposes of the LCAP also includes the Necessary Small Schools and Economic Recovery Target allowances for school districts, and County Operations Grant for COEs.

See EC sections 2574 (for COEs) and 42238.02 (for school districts and charter schools), as applicable, for LCFF entitlement calculations.

- **2. Projected LCFF Supplemental and/or Concentration Grants:** Provide the total amount of LCFF supplemental and concentration grants estimated on the basis of the number and concentration of unduplicated students for the coming school year.
- **3. Projected Percentage to Increase or Improve Services for the Coming School Year:** This percentage will not be entered; it is calculated based on the Projected LCFF Base Grant and the Projected LCFF Supplemental and/or Concentration Grants, pursuant to 5 CCR Section 15496(a)(8). This is the percentage by which services for unduplicated pupils must be increased or improved as compared to the services provided to all students in the coming LCAP year.
- **LCFF Carryover — Percentage:** Specify the LCFF Carryover — Percentage identified in the LCFF Carryover Table from the prior LCAP year. If a carryover percentage is not identified in the LCFF Carryover Table, specify a percentage of zero (0.00%).
- **Total Percentage to Increase or Improve Services for the Coming School Year:** This percentage will not be entered; it is calculated based on the Projected Percentage to Increase or Improve Services for the Coming School Year and the LCFF Carryover —

Percentage. ***This is the percentage by which the LEA must increase or improve services for unduplicated pupils as compared to the services provided to all students in the coming LCAP year.***

- **Goal #:** Enter the LCAP Goal number for the action.
- **Action #:** Enter the action's number as indicated in the LCAP Goal.
- **Action Title:** Provide a title of the action.
- **Student Group(s):** Indicate the student group or groups who will be the primary beneficiary of the action by entering "All," or by entering a specific student group or groups.
- **Contributing to Increased or Improved Services?:** Type "Yes" if the action is included as contributing to meeting the increased or improved services requirement; OR, type "No" if the action is **not** included as contributing to meeting the increased or improved services requirement.
- If "Yes" is entered into the Contributing column, then complete the following columns:
 - **Scope:** The scope of an action may be LEA-wide (i.e., districtwide, countywide, or charterwide), schoolwide, or limited. An action that is LEA-wide in scope upgrades the entire educational program of the LEA. An action that is schoolwide in scope upgrades the entire educational program of a single school. An action that is limited in its scope is an action that serves only one or more unduplicated student groups.
 - **Unduplicated Student Group(s):** Regardless of scope, contributing actions serve one or more unduplicated student groups. Indicate one or more unduplicated student groups for whom services are being increased or improved as compared to what all students receive.
 - **Location:** Identify the location where the action will be provided. If the action is provided to all schools within the LEA, the LEA must indicate "All Schools." If the action is provided to specific schools within the LEA or specific grade spans only, the LEA must enter "Specific Schools" or "Specific Grade Spans." Identify the individual school or a subset of schools or grade spans (e.g., all high schools or grades transitional kindergarten through grade five), as appropriate.
- **Time Span:** Enter "ongoing" if the action will be implemented for an indeterminate period of time. Otherwise, indicate the span of time for which the action will be implemented. For example, an LEA might enter "1 Year," or "2 Years," or "6 Months."
- **Total Personnel:** Enter the total amount of personnel expenditures utilized to implement this action.
- **Total Non-Personnel:** This amount will be automatically calculated based on information provided in the Total Personnel column and the Total Funds column.

- **LCFF Funds:** Enter the total amount of LCFF funds utilized to implement this action, if any. LCFF funds include all funds that make up an LEA's total LCFF target (i.e., base grant, grade span adjustment, supplemental grant, concentration grant, Targeted Instructional Improvement Block Grant, and Home-To-School Transportation).
 - **Note:** For an action to contribute towards meeting the increased or improved services requirement, it must include some measure of LCFF funding. The action may also include funding from other sources, however the extent to which an action contributes to meeting the increased or improved services requirement is based on the LCFF funding being used to implement the action.
- **Other State Funds:** Enter the total amount of Other State Funds utilized to implement this action, if any.
 - **Note:** Equity Multiplier funds must be included in the "Other State Funds" category, not in the "LCFF Funds" category. As a reminder, Equity Multiplier funds must be used to supplement, not supplant, funding provided to Equity Multiplier schoolsites for purposes of the LCFF, the ELO-P, the LCRS, and/or the CCSP. This means that Equity Multiplier funds must not be used to replace funding that an Equity Multiplier schoolsite would otherwise receive to implement LEA-wide actions identified in the LEA's LCAP or that an Equity Multiplier schoolsite would otherwise receive to implement provisions of the ELO-P, the LCRS, and/or the CCSP.
- **Local Funds:** Enter the total amount of Local Funds utilized to implement this action, if any.
- **Federal Funds:** Enter the total amount of Federal Funds utilized to implement this action, if any.
- **Total Funds:** This amount is automatically calculated based on amounts entered in the previous four columns.
- **Planned Percentage of Improved Services:** For any action identified as contributing, being provided on a Limited basis to unduplicated students, and that does not have funding associated with the action, enter the planned quality improvement anticipated for the action as a percentage rounded to the nearest hundredth (0.00%). A limited action is an action that only serves foster youth, English learners, and/or low-income students.
 - As noted in the instructions for the Increased or Improved Services section, when identifying a Planned Percentage of Improved Services, the LEA must describe the methodology that it used to determine the contribution of the action towards the proportional percentage. The percentage of improved services for an action corresponds to the amount of LCFF funding that the LEA estimates it would expend to implement the action if it were funded.

For example, an LEA determines that there is a need to analyze data to ensure that instructional aides and expanded learning providers know what targeted supports to provide to students who are foster youth. The LEA could implement this action by hiring additional staff to collect and analyze data and to coordinate supports for students, which, based on the LEA's current pay scale, the LEA estimates would cost \$165,000. Instead, the LEA chooses to utilize a portion of existing staff time to analyze data relating to students who are foster youth. This analysis will then be shared with site principals who will use the data to coordinate services provided by instructional assistants and expanded learning providers to target support to students. In this example, the LEA would divide the estimated cost of \$165,000 by the amount of LCFF Funding identified in the Data Entry Table and then convert the quotient to a percentage. This percentage is the Planned Percentage of Improved Services for the action.

Contributing Actions Table

As noted above, information will not be entered in the Contributing Actions Table; however, the ‘Contributing to Increased or Improved Services?’ column will need to be checked to ensure that only actions with a “Yes” are displaying. If actions with a “No” are displayed or if actions that are contributing are not displaying in the column, use the drop-down menu in the column header to filter only the “Yes” responses.

Annual Update Table

In the Annual Update Table, provide the following information for each action in the LCAP for the relevant LCAP year:

- **Estimated Actual Expenditures:** Enter the total estimated actual expenditures to implement this action, if any.

Contributing Actions Annual Update Table

In the Contributing Actions Annual Update Table, check the ‘Contributing to Increased or Improved Services?’ column to ensure that only actions with a “Yes” are displaying. If actions with a “No” are displayed or if actions that are contributing are not displaying in the column, use the drop-down menu in the column header to filter only the “Yes” responses. Provide the following information for each contributing action in the LCAP for the relevant LCAP year:

- **6. Estimated Actual LCFF Supplemental and/or Concentration Grants:** Provide the total amount of LCFF supplemental and concentration grants estimated based on the number and concentration of unduplicated students in the current school year.
- **Estimated Actual Expenditures for Contributing Actions:** Enter the total estimated actual expenditure of LCFF funds used to implement this action, if any.
- **Estimated Actual Percentage of Improved Services:** For any action identified as contributing, being provided on a Limited basis only to unduplicated students, and that does not have funding associated with the action, enter the total estimated actual quality improvement anticipated for the action as a percentage rounded to the nearest hundredth (0.00%).
 - Building on the example provided above for calculating the Planned Percentage of Improved Services, the LEA in the example implements the action. As part of the annual update process, the LEA reviews implementation and student outcome data and determines that the action was implemented with fidelity and that outcomes for foster youth students improved. The LEA reviews the original estimated cost for the action and determines that had it hired additional staff to collect and analyze data and to coordinate supports for students that estimated actual cost would have been \$169,500 due to a cost of living adjustment. The LEA would divide the estimated actual cost of \$169,500 by the amount of LCFF Funding identified in the Data Entry Table and then convert the quotient to a percentage. This percentage is the Estimated Actual Percentage of Improved Services for the action.

LCFF Carryover Table

- **9. Estimated Actual LCFF Base Grant:** Provide the total amount of estimated LCFF Target Entitlement for the current school year, excluding the supplemental and concentration grants and the add-ons for the Targeted Instructional Improvement Block Grant program,

the former Home-to-School Transportation program, and the Small School District Transportation program, pursuant to 5 CCR Section 15496(a)(8). Note that the LCFF Base Grant for purposes of the LCAP also includes the Necessary Small Schools and Economic Recovery Target allowances for school districts, and County Operations Grant for COEs. See EC sections 2574 (for COEs) and 42238.02 (for school districts and charter schools), as applicable, for LCFF entitlement calculations.

- **10. Total Percentage to Increase or Improve Services for the Current School Year:** This percentage will not be entered. The percentage is calculated based on the amounts of the Estimated Actual LCFF Base Grant (9) and the Estimated Actual LCFF Supplemental and/or Concentration Grants (6), pursuant to 5 CCR Section 15496(a)(8), plus the LCFF Carryover – Percentage from the prior year. This is the percentage by which services for unduplicated pupils must be increased or improved as compared to the services provided to all students in the current LCAP year.

Calculations in the Action Tables

To reduce the duplication of effort of LEAs, the Action Tables include functionality such as pre-population of fields and cells based on the information provided in the Data Entry Table, the Annual Update Summary Table, and the Contributing Actions Table. For transparency, the functionality and calculations used are provided below.

Contributing Actions Table

- **4. Total Planned Contributing Expenditures (LCFF Funds)**
 - This amount is the total of the Planned Expenditures for Contributing Actions (LCFF Funds) column.
- **5. Total Planned Percentage of Improved Services**
 - This percentage is the total of the Planned Percentage of Improved Services column.
- **Planned Percentage to Increase or Improve Services for the coming school year (4 divided by 1, plus 5)**
 - This percentage is calculated by dividing the Total Planned Contributing Expenditures (4) by the Projected LCFF Base Grant (1), converting the quotient to a percentage, and adding it to the Total Planned Percentage of Improved Services (5).

Contributing Actions Annual Update Table

Pursuant to EC Section 42238.07(c)(2), if the Total Planned Contributing Expenditures (4) is less than the Estimated Actual LCFF Supplemental and Concentration Grants (6), the LEA is required to calculate the difference between the Total Planned Percentage of Improved Services (5) and the Total Estimated Actual Percentage of Improved Services (7). If the Total Planned Contributing Expenditures (4) is equal to or greater than the Estimated Actual LCFF Supplemental and Concentration Grants (6), the Difference Between Planned and Estimated Actual Percentage of Improved Services will display “Not Required.”

- **6. Estimated Actual LCFF Supplemental and Concentration Grants**

- This is the total amount of LCFF supplemental and concentration grants the LEA estimates it will actually receive based on the number and concentration of unduplicated students in the current school year.
- **4. Total Planned Contributing Expenditures (LCFF Funds)**
 - This amount is the total of the Last Year's Planned Expenditures for Contributing Actions (LCFF Funds).
- **7. Total Estimated Actual Expenditures for Contributing Actions**
 - This amount is the total of the Estimated Actual Expenditures for Contributing Actions (LCFF Funds).
- **Difference Between Planned and Estimated Actual Expenditures for Contributing Actions (Subtract 7 from 4)**
 - This amount is the Total Estimated Actual Expenditures for Contributing Actions (7) subtracted from the Total Planned Contributing Expenditures (4).
- **5. Total Planned Percentage of Improved Services (%)**
 - This amount is the total of the Planned Percentage of Improved Services column.
- **8. Total Estimated Actual Percentage of Improved Services (%)**
 - This amount is the total of the Estimated Actual Percentage of Improved Services column.
- **Difference Between Planned and Estimated Actual Percentage of Improved Services (Subtract 5 from 8)**
 - This amount is the Total Planned Percentage of Improved Services (5) subtracted from the Total Estimated Actual Percentage of Improved Services (8).

LCFF Carryover Table

- **10. Total Percentage to Increase or Improve Services for the Current School Year (6 divided by 9 plus Carryover %)**
 - This percentage is the Estimated Actual LCFF Supplemental and/or Concentration Grants (6) divided by the Estimated Actual LCFF Base Grant (9) plus the LCFF Carryover – Percentage from the prior year.
- **11. Estimated Actual Percentage of Increased or Improved Services (7 divided by 9, plus 8)**
 - This percentage is the Total Estimated Actual Expenditures for Contributing Actions (7) divided by the LCFF Funding (9), then converting the quotient to a percentage and adding the Total Estimated Actual Percentage of Improved Services (8).
- **12. LCFF Carryover — Dollar Amount LCFF Carryover (Subtract 11 from 10 and multiply by 9)**

- If the Estimated Actual Percentage of Increased or Improved Services (11) is less than the Estimated Actual Percentage to Increase or Improve Services (10), the LEA is required to carry over LCFF funds.

The amount of LCFF funds is calculated by subtracting the Estimated Actual Percentage to Increase or Improve Services (11) from the Estimated Actual Percentage of Increased or Improved Services (10) and then multiplying by the Estimated Actual LCFF Base Grant (9). This amount is the amount of LCFF funds that is required to be carried over to the coming year.

- **13. LCFF Carryover — Percentage (12 divided by 9)**

- This percentage is the unmet portion of the Percentage to Increase or Improve Services that the LEA must carry over into the coming LCAP year. The percentage is calculated by dividing the LCFF Carryover (12) by the LCFF Funding (9).

California Department of Education
November 2024