

# Coversheet

## Principals' Report (attached)

**Section:** IV. Oral Reports  
**Item:** B. Principals' Report (attached)  
**Purpose:** FYI  
**Submitted by:**  
**Related Material:** CalOPS Principals' Report 05.13.25.pdf

# CalOPS Principals' Report

May 2024-25

---

## Site Reports

### Matthew Brockway, High School Principal

**Site Administrator for Northern Region - Monterey Bay, North Bay, and Northern California**

April was gone in a flash! As with everybody, we are in the middle of our state testing. In addition to that, we are in the midst of our AP testing as well. I want to thank all of the amazing teachers and counselors and other staff that have helped make the testing process go as smoothly as it can. We are in the season of all things graduation related, in a few short weeks we will be having prom, grad night, and our two ceremonies. It is an exciting time for all.

### Marcus White, Elementary Principal

**Site Administrator for Central Region - Central Valley and Central Coast**

Greetings From Elementary,

We are working very hard to keep our students engaged and excited about learning. Teachers have started holding end of the year conferences. In these conferences they go over student data and growth with caretakers. Additionally, they give caretakers summertime tips and suggestions to encourage student learning over the summer. We are also in the midst of state testing. Our team is doing an outstanding job helping students feel comfortable and confident as they test. We could not be more proud of the work our team is doing.

### Heather Tamayo, Middle School Principal

**Site Administrator for Southern Region - Southern California**

As we approach the end of the school year, our middle school team is wrapping up with focus and determination. Teachers are doing an exceptional job administering state testing with efficiency and care, ensuring a smooth experience for students. In addition to testing, they are also actively engaging with homeroom families to complete Intent to Return (ITR) forms for the 2025-2026 school year and confirm course placements. Their dedication during this busy season reflects their unwavering commitment to student success and schoolwide continuity.

Middle school administration is actively collaborating with various teacher-led committees to reflect on this year's experiences and refine current protocols and processes. This collaborative effort is focused on ensuring that lessons learned inform and shape more effective, streamlined

practices for the 2025–2026 school year.

## Enrollment Update

**Month for Report: May**

|  | Elementary School | Middle School | High School | Total |
|--|-------------------|---------------|-------------|-------|
| <b>Enrolled</b>  | 2206              | 1927          | 4264        | 8397  |
| <b>25-26 ITR Pipeline Applications</b>                         | 247               | 203           | 565         | 1015  |
| <b>25-26 Completed &amp; Approved ITR Applications</b>         | 950               | 806           | 1783        | 3539  |
| <b>25-26 Pipeline Applications</b>                             | 155               | 129           | 185         | 469   |
| <b>25-26 Completed &amp; Approved New Student Applications</b> | 229               | 136           | 172         | 537   |
| <b>Updated: May 5, 2025</b>                                    |                   |               |             |       |

## Marketing Update

### 2025/2026 Family Forum Webinars

We are thrilled to have launched a series of webinars for all families, both new and returning, who have enrolled for the 2025/2026 school year. These “family forums” are designed to keep caretakers engaged with our school through the first day of school. These are hosted in addition to the prospective family information sessions held weekly.

Family Forum Schedule as of 5/5/2025



| Date           | Day       | Time             | Topic                                  |
|----------------|-----------|------------------|--|
| April 22, 2025 | Tuesday   | 11:00 AM/5:00 PM | How does our school work?              |
| May 6, 2025    | Tuesday   | 11:00 AM         | The Parent/Caretaker Role              |
| May 6, 2025    | Tuesday   | 5:00 PM          | The Parent/Caretaker Role              |
| May 20, 2025   | Tuesday   | 11:30 AM         | Socialization                          |
| May 21, 2025   | Wednesday | 5:00 PM          | Socialization                          |
| June 5, 2025   | Thursday  | 11:30 AM         | Special Populations                    |
| June 10, 2025  | Tuesday   | 10:30 AM         | Social/Emotional Mental Health Support |

Summer dates are in development

## Engagement Activities

### Recent Engagement Activities

#### Northern Region - *Monterey Bay, North Bay and NorCal*

- No in-person field trips were planned for Northern California this past month.

#### Central Region - *Central Valley and Central Coast*

- Fresno State Campus Tour** – Friday, April 11th (9:00 AM - 10:30 AM)  
 Target Grades: Middle school students (grades 6-8)  
 Total attendance: 6 CalOPS students, 6 non-CalOPS students, 14 adults, 3 staff (29 total attendees)

#### Southern Region - *SoCal*

- Park Day Field Trip** –Wednesday, April 9th (10:00 AM - 1:00 PM)  
 Target Grades: Elementary students and their families (grades TK-5)  
 Total attendance: 54 CalOPS students, 14 non-CalOPS students, 30 adults, 13 staff (111 total attendees)
- California State University San Bernardino Campus Tour** – Friday, April 11th (8:30 AM - 10:00 AM)  
 Target Grades: High school students (grades 9-12)  
 Total attendance: 2 CalOPS students, 1 non-CalOPS students, 2 adults, 2 staff (7 total attendees)
- Earl Burns Miller Japanese Garden** –Wednesday, April 23rd (11:00 AM - 1:00 PM)  
 Target Grades: Middle School Social Meet-up Anime Club (grades 6-8)



Total attendance: 7 CalOPS students, 1 non-CalOPS students, 7 adults, 2 staff (17 total attendees)

### **Virtual Field Trips - All Six School Locations**

- **T. Rex, Triceratops, and MORE!** – Friday, April 4th (10:00 AM - 11:00 AM)  
Target Grades: 2-6, but all are welcome  
Total attendance: 99 CalOPS students, 0 non-CalOPS students, 90 adults, 4 staff (193 total attendees)
- **National Marine Mammal Foundation Presents: Dolphin Doctor** – Friday, April 11th (11:00 AM - 12:00 PM)  
Target Grades: K-5, but all are welcome  
Total attendance: 44 CalOPS students, 0 non-CalOPS students, 40 adults, 1 staff (85 total attendees)

### **Upcoming Engagement Activities**

#### **Northern Region - Monterey Bay, North Bay and NorCal**

- **Northern Region End-of-the-Year Festival** – Wednesday, May 28th (10:00 AM - 1:00 PM)  
Target Grades: TK-12, all are welcome

#### **Central Region - Central Valley and Central Coast**

- **Central Region End-of-the-Year Festival** – Friday, June 6th (11:00 AM - 1:00 PM)  
Target Grades: TK-12, all are welcome

#### **Southern Region - SoCal**

- **Pokemon Adventure at Irvine Great Park** – Wednesday, May 28th (10:00 AM - 1:30 PM)  
Target Grades: 6-8
- **Southern Region End-of-the-Year Festival** – Wednesday, May 28th (10:00 AM - 1:30 PM)  
Target Grades: TK-12, all are welcome

### **Virtual Field Trips - All Six School Locations**

- Virtual field trips are concluded for the 2024-2025 school year and will resume in Fall of the 2025-2026 school year.

# Coversheet

## Charter Impact Financial Report for CalOPS

**Section:** IV. Oral Reports  
**Item:** C. Charter Impact Financial Report for CalOPS  
**Purpose:** FYI  
**Submitted by:**  
**Related Material:** CalOps\_FY25\_03\_Monthly Financial Presentation.pdf



# California Online Public Schools

Monthly Financial Presentation – March 2025

# Summary



## Highlights

- **Attendance: 145 added ADA** based on P2 actuals
- **Revenue: +\$825K (+1%)**, driven by added ADA, offset by deferred specialty funds
- **Expenses: flat** to prior projection, with shifts from services to supplies
- **Surplus: \$4.6M (4% of expenses)**
- **Ending Fund balance: \$29M**
- **Cash: \$39.5M as of 3/31**



|                          |                               | TOTAL                 |                       |                   |
|--------------------------|-------------------------------|-----------------------|-----------------------|-------------------|
| Enrollment               |                               | 7,210                 | 7,060                 | 150               |
|                          | ADA                           | 7,061                 | 6,917                 | 145               |
| Revenue                  |                               | Mar FC                | Feb FC                | \$ Variance       |
|                          | State Aid-Rev Limit           | \$ 91,334,006         | \$ 90,026,155         | \$ 1,307,851      |
|                          | Federal Revenue               | 3,644,234             | 3,556,613             | 87,620            |
|                          | Other State Revenue           | 14,138,147            | 14,706,979            | -568,832          |
|                          | Other Local Revenue           | 183,995               | 185,060               | -1,065            |
|                          | <b>Total Revenue</b>          | <b>\$ 109,300,382</b> | <b>\$ 108,474,808</b> | <b>\$ 825,575</b> |
| Expenses                 | Certificated Salaries         | \$ 57,786,254         | \$ 57,680,245         | \$ 106,009        |
|                          | Classified Salaries           | 2,831,348             | 2,893,683             | -62,335           |
|                          | Benefits                      | 18,608,732            | 18,728,926            | -120,195          |
|                          | Books and Supplies            | 8,652,084             | 8,017,565             | 634,519           |
|                          | Subagreement Services         | 7,530,599             | 7,881,696             | -351,097          |
|                          | Operations                    | 2,615,147             | 2,561,986             | 53,161            |
|                          | Facilities                    | 944,856               | 958,204               | -13,348           |
|                          | Professional Services         | 5,694,136             | 5,944,682             | -250,546          |
|                          | Depreciation                  | 44,744                | 40,254                | 4,490             |
|                          | Interest                      | 0                     | 0                     | 0                 |
| <b>Total Expenses</b>    | <b>\$ 104,707,900</b>         | <b>\$ 104,707,242</b> | <b>\$ 659</b>         |                   |
| Full-Year                | <b>Total Surplus(Deficit)</b> | <b>\$ 4,592,482</b>   | <b>\$ 3,767,566</b>   | <b>\$ 824,916</b> |
|                          | Beginning Fund Balance        | \$25,520,411          | \$25,520,411          | \$0               |
|                          | <b>Ending Fund Balance</b>    | <b>\$ 30,112,891</b>  | <b>\$ 29,287,977</b>  | <b>\$ 824,915</b> |
|                          | As a % of Annual Expenses     | 29%                   | 28%                   |                   |
| Surplus as % of Expenses | 4.4%                          | 3.6%                  |                       |                   |



# Attendance Data and Metrics

## TOTAL

P2 ADA Locked at **7,061**:

- **+145** to prior projection
- **-15% YoY**

| Enrollment & Per Pupil Data |                 |               |
|-----------------------------|-----------------|---------------|
|                             | <u>Forecast</u> | <u>Budget</u> |
| Average Enrollment          | 7,210           | 8,456         |
| ADA                         | 7,061           | 8,285         |
| Attendance Rate             | 97.9%           | 98.0%         |
| Unduplicated %              | 55.6%           | 55.6%         |
| Revenue per ADA             | \$15,479        | \$12,572      |
| Expenses per ADA            | \$14,828        | \$11,818      |

## SoCal

| Enrollment & Per Pupil Data |                 |               |
|-----------------------------|-----------------|---------------|
|                             | <u>Forecast</u> | <u>Budget</u> |
| Average Enrollment          | 4,101           | 4,983         |
| ADA                         | 4,018           | 4,883         |
| Attendance Rate             | 98.0%           | 98.0%         |
| Unduplicated %              | 55.2%           | 55.7%         |
| Revenue per ADA             | \$15,586        | \$14,891      |
| Expenses per ADA            | \$15,161        | \$14,420      |

## Central Valley

| Enrollment & Per Pupil Data |                 |               |
|-----------------------------|-----------------|---------------|
|                             | <u>Forecast</u> | <u>Budget</u> |
| Average Enrollment          | 801             | 816           |
| ADA                         | 784             | 799           |
| Attendance Rate             | 97.9%           | 98.0%         |
| Unduplicated %              | 68.3%           | 67.8%         |
| Revenue per ADA             | \$15,853        | \$16,111      |
| Expenses per ADA            | \$13,891        | \$15,645      |

## NorCal

| Enrollment & Per Pupil Data |                 |               |
|-----------------------------|-----------------|---------------|
|                             | <u>Forecast</u> | <u>Budget</u> |
| Average Enrollment          | 1,567           | 1,760         |
| ADA                         | 1,535           | 1,725         |
| Attendance Rate             | 98.0%           | 98.0%         |
| Unduplicated %              | 53.7%           | 54.7%         |
| Revenue per ADA             | \$15,309        | \$14,741      |
| Expenses per ADA            | \$14,606        | \$14,365      |

## North Bay

| Enrollment & Per Pupil Data |                 |               |
|-----------------------------|-----------------|---------------|
|                             | <u>Forecast</u> | <u>Budget</u> |
| Average Enrollment          | 156             | 161           |
| ADA                         | 153             | 158           |
| Attendance Rate             | 98.4%           | 98.0%         |
| Unduplicated %              | 58.8%           | 59.6%         |
| Revenue per ADA             | \$14,915        | \$15,815      |
| Expenses per ADA            | \$13,740        | \$15,458      |

## Monterey Bay

| Enrollment & Per Pupil Data |                 |               |
|-----------------------------|-----------------|---------------|
|                             | <u>Forecast</u> | <u>Budget</u> |
| Average Enrollment          | 464             | 564           |
| ADA                         | 454             | 552           |
| Attendance Rate             | 98.0%           | 98.0%         |
| Unduplicated %              | 43.0%           | 43.5%         |
| Revenue per ADA             | \$14,783        | \$14,408      |
| Expenses per ADA            | \$14,633        | \$14,089      |

## Central Coast

| Enrollment & Per Pupil Data |                 |               |
|-----------------------------|-----------------|---------------|
|                             | <u>Forecast</u> | <u>Budget</u> |
| Average Enrollment          | 122             | 138           |
| ADA                         | 116             | 135           |
| Attendance Rate             | 95.1%           | 98.0%         |
| Unduplicated %              | 50.3%           | 52.0%         |
| Revenue per ADA             | \$14,960        | \$14,635      |
| Expenses per ADA            | \$14,797        | \$14,384      |

# Revenue

- **FY25 annual revenue forecasted at \$109M; +\$825K to prior month**
  - 145 Added ADA: +\$1.9M
  - ILPT Adjustment (SoCal): -\$480K
  - Deferred Specialty Funds: -\$640K, reducing spending obligations for CV, NB, and MB

## TOTAL

### Revenue

|                      | Year-to-Date         |                      |                       | Annual/Full Year      |                       |                        |
|----------------------|----------------------|----------------------|-----------------------|-----------------------|-----------------------|------------------------|
|                      | Actual               | Budget               | Fav/(Unf)             | Forecast              | Budget                | Fav/(Unf)              |
| State Aid-Rev Limit  | \$ 66,690,333        | \$ 73,146,211        | \$ (6,455,878)        | \$ 91,334,006         | \$ 107,049,556        | \$ (15,715,549)        |
| Federal Revenue      | 1,390,405            | 2,264,473            | (874,068)             | 3,644,234             | 2,653,953             | 990,281                |
| Other State Revenue  | 7,029,336            | 8,081,266            | (1,051,930)           | 14,138,147            | 14,692,617            | (554,470)              |
| Other Local Revenue  | 153,991              | 90,655               | 63,337                | 183,995               | 120,742               | 63,253                 |
| <b>Total Revenue</b> | <b>\$ 75,264,066</b> | <b>\$ 83,582,605</b> | <b>\$ (8,318,538)</b> | <b>\$ 109,300,382</b> | <b>\$ 124,516,869</b> | <b>\$ (15,216,486)</b> |

# Revenue

## SoCal

### Revenue

|                      | Year-to-Date         |                      |                       | Annual/Full Year     |                      |                        |
|----------------------|----------------------|----------------------|-----------------------|----------------------|----------------------|------------------------|
|                      | Actual               | Budget               | Fav/(Unf)             | Forecast             | Budget               | Fav/(Unf)              |
| State Aid-Rev Limit  | \$ 43,465,346        | \$ 43,814,321        | \$ (348,975)          | \$ 51,527,473        | \$ 62,774,775        | \$ (11,247,303)        |
| Federal Revenue      | 1,071,878            | 1,382,290            | (310,413)             | 2,290,265            | 1,612,417            | 677,848                |
| Other State Revenue  | 4,321,678            | 4,839,405            | (517,726)             | 8,727,459            | 8,808,554            | (81,095)               |
| Other Local Revenue  | 67,839               | 48,296               | 19,543                | 83,937               | 64,395               | 19,543                 |
| <b>Total Revenue</b> | <b>\$ 48,926,741</b> | <b>\$ 50,084,312</b> | <b>\$ (1,157,571)</b> | <b>\$ 62,629,134</b> | <b>\$ 73,260,142</b> | <b>\$ (10,631,008)</b> |

## Central Valley

### Revenue

|                      | Year-to-Date        |                     |                       | Annual/Full Year     |                      |                     |
|----------------------|---------------------|---------------------|-----------------------|----------------------|----------------------|---------------------|
|                      | Actual              | Budget              | Fav/(Unf)             | Forecast             | Budget               | Fav/(Unf)           |
| State Aid-Rev Limit  | \$ 6,635,164        | \$ 7,573,365        | \$ (938,200)          | \$ 10,958,928        | \$ 11,289,624        | \$ (330,696)        |
| Federal Revenue      | 129,068             | 244,519             | (115,452)             | 453,347              | 282,427              | 170,920             |
| Other State Revenue  | 629,091             | 806,755             | (177,664)             | 1,012,309            | 1,471,790            | (459,481)           |
| Other Local Revenue  | 7,178               | -                   | 7,178                 | 7,178                | -                    | 7,178               |
| <b>Total Revenue</b> | <b>\$ 7,400,501</b> | <b>\$ 8,624,639</b> | <b>\$ (1,224,138)</b> | <b>\$ 12,431,762</b> | <b>\$ 13,043,841</b> | <b>\$ (612,079)</b> |

## NorCal

### Revenue

|                      | Year-to-Date         |                      |                       | Annual/Full Year     |                      |                       |
|----------------------|----------------------|----------------------|-----------------------|----------------------|----------------------|-----------------------|
|                      | Actual               | Budget               | Fav/(Unf)             | Forecast             | Budget               | Fav/(Unf)             |
| State Aid-Rev Limit  | \$ 11,074,797        | \$ 14,406,847        | \$ (3,332,050)        | \$ 19,756,944        | \$ 22,089,481        | \$ (2,332,537)        |
| Federal Revenue      | 158,821              | 445,758              | (286,938)             | 708,577              | 527,164              | 181,413               |
| Other State Revenue  | 1,375,281            | 1,643,872            | (268,591)             | 2,978,080            | 2,981,749            | (3,669)               |
| Other Local Revenue  | 49,663               | 26,662               | 23,001                | 58,336               | 35,419               | 22,917                |
| <b>Total Revenue</b> | <b>\$ 12,658,562</b> | <b>\$ 16,523,139</b> | <b>\$ (3,864,577)</b> | <b>\$ 23,501,936</b> | <b>\$ 25,633,812</b> | <b>\$ (2,131,876)</b> |

# Revenue

## North Bay

### Revenue

|                      | Year-to-Date        |                     |                     | Annual/Full Year    |                     |                     |
|----------------------|---------------------|---------------------|---------------------|---------------------|---------------------|---------------------|
|                      | Actual              | Budget              | Fav/(Unf)           | Forecast            | Budget              | Fav/(Unf)           |
| State Aid-Rev Limit  | \$ 1,247,726        | \$ 1,369,651        | \$ (121,925)        | \$ 1,984,045        | \$ 2,117,942        | \$ (133,897)        |
| Federal Revenue      | 30,640              | 60,492              | (29,852)            | 92,911              | 67,888              | 25,023              |
| Other State Revenue  | 140,735             | 170,350             | (29,615)            | 205,541             | 312,527             | (106,986)           |
| Other Local Revenue  | 3,194               | 91                  | 3,103               | 3,225               | 122                 | 3,103               |
| <b>Total Revenue</b> | <b>\$ 1,422,294</b> | <b>\$ 1,600,584</b> | <b>\$ (178,289)</b> | <b>\$ 2,285,722</b> | <b>\$ 2,498,479</b> | <b>\$ (212,757)</b> |

## Monterey Bay

### Revenue

|                      | Year-to-Date        |                     |                       | Annual/Full Year    |                     |                       |
|----------------------|---------------------|---------------------|-----------------------|---------------------|---------------------|-----------------------|
|                      | Actual              | Budget              | Fav/(Unf)             | Forecast            | Budget              | Fav/(Unf)             |
| State Aid-Rev Limit  | \$ 3,451,303        | \$ 4,793,011        | \$ (1,341,708)        | \$ 5,658,116        | \$ 7,030,076        | \$ (1,371,960)        |
| Federal Revenue      | -                   | 102,279             | (102,279)             | 79,715              | 128,489             | (48,774)              |
| Other State Revenue  | 444,642             | 499,650             | (55,008)              | 961,388             | 899,863             | 61,525                |
| Other Local Revenue  | 14,369              | 7,715               | 6,654                 | 16,941              | 10,286              | 6,654                 |
| <b>Total Revenue</b> | <b>\$ 3,910,314</b> | <b>\$ 5,402,655</b> | <b>\$ (1,492,341)</b> | <b>\$ 6,716,158</b> | <b>\$ 8,068,713</b> | <b>\$ (1,352,555)</b> |

## Central Coast

### Revenue

|                      | Year-to-Date      |                     |                     | Annual/Full Year    |                     |                     |
|----------------------|-------------------|---------------------|---------------------|---------------------|---------------------|---------------------|
|                      | Actual            | Budget              | Fav/(Unf)           | Forecast            | Budget              | Fav/(Unf)           |
| State Aid-Rev Limit  | \$ 815,997        | \$ 1,189,017        | \$ (373,020)        | \$ 1,448,501        | \$ 1,747,657        | \$ (299,156)        |
| Federal Revenue      | -                 | 29,134              | (29,134)            | 19,419              | 35,568              | (16,148)            |
| Other State Revenue  | 117,909           | 121,234             | (3,325)             | 253,371             | 218,135             | 35,236              |
| Other Local Revenue  | 11,748            | 7,891               | 3,857               | 14,378              | 10,521              | 3,857               |
| <b>Total Revenue</b> | <b>\$ 945,654</b> | <b>\$ 1,347,276</b> | <b>\$ (401,622)</b> | <b>\$ 1,735,670</b> | <b>\$ 2,011,881</b> | <b>\$ (276,211)</b> |



# Expenses

- **FY25 annual expenses forecasted at \$105M; flat to prior month**

## TOTAL

### Expenses

|                       | Year-to-Date               |                            |                            | Annual/Full Year             |                              |                            |
|-----------------------|----------------------------|----------------------------|----------------------------|------------------------------|------------------------------|----------------------------|
|                       | Actual                     | Budget                     | Fav/(Unf)                  | Forecast                     | Budget                       | Fav/(Unf)                  |
| Certificated Salaries | \$ 45,775,881              | \$ 40,619,971              | \$ (5,155,910)             | \$ 57,786,254                | \$ 54,477,716                | \$ (3,308,538)             |
| Classified Salaries   | 2,110,626                  | 777,913                    | (1,332,713)                | 2,831,348                    | 1,244,661                    | (1,586,687)                |
| Benefits              | 13,930,696                 | 14,861,921                 | 931,225                    | 18,608,732                   | 19,749,726                   | 1,140,994                  |
| Books and Supplies    | 5,014,043                  | 12,508,752                 | 7,494,710                  | 8,652,084                    | 19,211,300                   | 10,559,216                 |
| Subagreement Services | 4,060,290                  | 6,550,369                  | 2,490,079                  | 7,530,599                    | 10,223,900                   | 2,693,301                  |
| Operations            | 1,821,188                  | 854,775                    | (966,413)                  | 2,615,147                    | 1,139,700                    | (1,475,447)                |
| Facilities            | 701,685                    | 712,650                    | 10,965                     | 944,856                      | 950,200                      | 5,344                      |
| Professional Services | 3,589,077                  | 10,213,926                 | 6,624,849                  | 5,694,136                    | 13,832,733                   | 8,138,597                  |
| Depreciation          | 43,660                     | 50,850                     | 7,190                      | 44,744                       | 67,800                       | 23,056                     |
| <b>Total Expenses</b> | <b><u>\$77,047,145</u></b> | <b><u>\$87,151,127</u></b> | <b><u>\$10,103,982</u></b> | <b><u>\$ 104,707,900</u></b> | <b><u>\$ 120,897,736</u></b> | <b><u>\$16,189,835</u></b> |



# Expenses

## SoCal

### Expenses

|                       | Year-to-Date         |                      |                     | Annual/Full Year     |                      |                      |
|-----------------------|----------------------|----------------------|---------------------|----------------------|----------------------|----------------------|
|                       | Actual               | Budget               | Fav/(Unf)           | Forecast             | Budget               | Fav/(Unf)            |
| Certificated Salaries | \$ 26,758,597        | \$ 24,006,403        | \$ (2,752,195)      | \$ 33,645,467        | \$ 32,196,330        | \$ (1,449,137)       |
| Classified Salaries   | 1,235,025            | 459,747              | (775,278)           | 1,648,294            | 735,595              | (912,700)            |
| Benefits              | 8,107,380            | 8,461,127            | 353,747             | 10,736,172           | 11,292,382           | 556,210              |
| Books and Supplies    | 3,005,990            | 7,078,768            | 4,072,778           | 5,086,751            | 11,215,400           | 6,128,649            |
| Subagreement Services | 2,420,517            | 3,748,892            | 1,328,375           | 4,402,921            | 5,648,500            | 1,245,579            |
| Operations            | 1,064,625            | 573,300              | (491,325)           | 1,519,889            | 764,400              | (755,489)            |
| Facilities            | 419,438              | 560,100              | 140,662             | 558,875              | 746,800              | 187,925              |
| Professional Services | 2,327,374            | 6,115,026            | 3,787,652           | 3,319,161            | 8,340,629            | 5,021,468            |
| Depreciation          | 1,625                | 1,800                | 175                 | 2,710                | 2,400                | (310)                |
| <b>Total Expenses</b> | <b>\$ 45,340,570</b> | <b>\$ 51,005,163</b> | <b>\$ 5,664,592</b> | <b>\$ 60,920,241</b> | <b>\$ 70,942,436</b> | <b>\$ 10,022,196</b> |

## Central Valley

### Expenses

|                       | Year-to-Date        |                     |                   | Annual/Full Year     |                      |                     |
|-----------------------|---------------------|---------------------|-------------------|----------------------|----------------------|---------------------|
|                       | Actual              | Budget              | Fav/(Unf)         | Forecast             | Budget               | Fav/(Unf)           |
| Certificated Salaries | \$ 4,711,478        | \$ 3,940,137        | \$ (771,341)      | \$ 5,990,192         | \$ 5,284,338         | \$ (705,854)        |
| Classified Salaries   | 216,199             | 75,458              | (140,741)         | 292,932              | 120,732              | (172,200)           |
| Benefits              | 1,432,798           | 1,563,050           | 130,253           | 1,947,193            | 2,059,361            | 112,168             |
| Books and Supplies    | 494,279             | 1,121,862           | 627,583           | 883,257              | 1,957,500            | 1,074,243           |
| Subagreement Services | 404,174             | 709,824             | 305,650           | 775,364              | 1,685,200            | 909,836             |
| Operations            | 172,467             | 49,575              | (122,892)         | 256,998              | 66,100               | (190,898)           |
| Facilities            | 57,091              | 28,800              | (28,291)          | 82,981               | 38,400               | (44,581)            |
| Professional Services | 353,398             | 1,078,049           | 724,652           | 664,751              | 1,454,632            | 789,881             |
| <b>Total Expenses</b> | <b>\$ 7,841,883</b> | <b>\$ 8,566,755</b> | <b>\$ 724,872</b> | <b>\$ 10,893,669</b> | <b>\$ 12,666,264</b> | <b>\$ 1,772,595</b> |



# Expenses

## NorCal

### Expenses

|                       | Year-to-Date         |                      |                     | Annual/Full Year     |                      |                     |
|-----------------------|----------------------|----------------------|---------------------|----------------------|----------------------|---------------------|
|                       | Actual               | Budget               | Fav/(Unf)           | Forecast             | Budget               | Fav/(Unf)           |
| Certificated Salaries | \$ 9,741,015         | \$ 8,489,574         | \$ (1,251,441)      | \$ 12,370,954        | \$ 11,385,843        | \$ (985,111)        |
| Classified Salaries   | 448,353              | 162,584              | (285,769)           | 606,171              | 260,134              | (346,037)           |
| Benefits              | 2,978,774            | 3,123,721            | 144,947             | 4,017,615            | 4,148,243            | 130,627             |
| Books and Supplies    | 1,024,666            | 3,054,282            | 2,029,616           | 1,822,800            | 4,069,200            | 2,246,400           |
| Subagreement Services | 858,424              | 1,528,738            | 670,314             | 1,622,136            | 2,036,400            | 414,264             |
| Operations            | 412,100              | 176,025              | (236,075)           | 585,956              | 234,700              | (351,256)           |
| Facilities            | 166,076              | 99,225               | (66,851)            | 219,324              | 132,300              | (87,024)            |
| Professional Services | 618,114              | 1,978,126            | 1,360,012           | 1,136,340            | 2,647,071            | 1,510,731           |
| Depreciation          | 42,034               | 49,050               | 7,016               | 42,034               | 65,400               | 23,366              |
| <b>Total Expenses</b> | <b>\$ 16,289,555</b> | <b>\$ 18,661,324</b> | <b>\$ 2,371,768</b> | <b>\$ 22,423,329</b> | <b>\$ 24,979,290</b> | <b>\$ 2,555,962</b> |

## North Bay

### Expenses

|                       | Year-to-Date        |                     |                   | Annual/Full Year    |                     |                   |
|-----------------------|---------------------|---------------------|-------------------|---------------------|---------------------|-------------------|
|                       | Actual              | Budget              | Fav/(Unf)         | Forecast            | Budget              | Fav/(Unf)         |
| Certificated Salaries | \$ 916,985          | \$ 771,779          | \$ (145,205)      | \$ 1,165,225        | \$ 1,035,077        | \$ (130,149)      |
| Classified Salaries   | 42,210              | 14,780              | (27,430)          | 57,106              | 23,649              | (33,458)          |
| Benefits              | 278,375             | 318,684             | 40,308            | 379,820             | 417,947             | 38,127            |
| Books and Supplies    | 94,437              | 319,454             | 225,017           | 169,474             | 499,000             | 329,526           |
| Subagreement Services | 65,737              | 105,579             | 39,842            | 137,821             | 164,900             | 27,079            |
| Operations            | 34,194              | 10,950              | (23,244)          | 50,604              | 14,600              | (36,004)          |
| Facilities            | 12,464              | 8,550               | (3,914)           | 17,490              | 11,400              | (6,090)           |
| Professional Services | 67,485              | 205,749             | 138,264           | 128,182             | 275,449             | 147,267           |
| <b>Total Expenses</b> | <b>\$ 1,511,886</b> | <b>\$ 1,755,525</b> | <b>\$ 243,639</b> | <b>\$ 2,105,723</b> | <b>\$ 2,442,021</b> | <b>\$ 336,298</b> |



# Expenses

## Monterey Bay

### Expenses

|                       | Year-to-Date        |                     |                   | Annual/Full Year    |                     |                     |
|-----------------------|---------------------|---------------------|-------------------|---------------------|---------------------|---------------------|
|                       | Actual              | Budget              | Fav/(Unf)         | Forecast            | Budget              | Fav/(Unf)           |
| Certificated Salaries | \$ 2,905,471        | \$ 2,721,538        | \$ (183,933)      | \$ 3,683,418        | \$ 3,650,007        | \$ (33,411)         |
| Classified Salaries   | 134,612             | 52,120              | (82,492)          | 181,295             | 83,392              | (97,903)            |
| Benefits              | 896,062             | 1,109,982           | 213,920           | 1,211,103           | 1,457,582           | 246,479             |
| Books and Supplies    | 316,001             | 759,974             | 443,973           | 553,445             | 1,211,000           | 657,555             |
| Subagreement Services | 267,720             | 381,159             | 113,439           | 493,804             | 571,900             | 78,096              |
| Operations            | 106,369             | 33,750              | (72,619)          | 157,796             | 45,000              | (112,796)           |
| Facilities            | 36,810              | 10,125              | (26,685)          | 52,561              | 13,500              | (39,061)            |
| Professional Services | 146,237             | 644,286             | 498,049           | 314,742             | 857,975             | 543,233             |
| <b>Total Expenses</b> | <b>\$ 4,809,282</b> | <b>\$ 5,712,934</b> | <b>\$ 903,652</b> | <b>\$ 6,648,164</b> | <b>\$ 7,890,356</b> | <b>\$ 1,242,192</b> |

## Central Coast

### Expenses

|                       | Year-to-Date        |                     |                   | Annual/Full Year    |                     |                   |
|-----------------------|---------------------|---------------------|-------------------|---------------------|---------------------|-------------------|
|                       | Actual              | Budget              | Fav/(Unf)         | Forecast            | Budget              | Fav/(Unf)         |
| Certificated Salaries | \$ 742,335          | \$ 690,540          | \$ (51,795)       | \$ 930,998          | \$ 926,121          | \$ (4,877)        |
| Classified Salaries   | 34,228              | 13,225              | (21,003)          | 45,549              | 21,159              | (24,390)          |
| Benefits              | 237,307             | 285,357             | 48,050            | 316,828             | 374,211             | 57,382            |
| Books and Supplies    | 78,670              | 174,413             | 95,743            | 136,356             | 259,200             | 122,844           |
| Subagreement Services | 43,719              | 76,178              | 32,459            | 98,553              | 117,000             | 18,447            |
| Operations            | 31,433              | 11,175              | (20,258)          | 43,905              | 14,900              | (29,005)          |
| Facilities            | 9,806               | 5,850               | (3,956)           | 13,626              | 7,800               | (5,826)           |
| Professional Services | 76,470              | 192,690             | 116,220           | 130,960             | 256,977             | 126,016           |
| <b>Total Expenses</b> | <b>\$ 1,253,968</b> | <b>\$ 1,449,427</b> | <b>\$ 195,459</b> | <b>\$ 1,716,776</b> | <b>\$ 1,977,368</b> | <b>\$ 260,592</b> |

# Fund Balance

## TOTAL

|                        | Year-to-Date         |                      |              |
|------------------------|----------------------|----------------------|--------------|
|                        | Actual               | Budget               | Fav/(Unf)    |
| Total Surplus(Deficit) | \$ (1,783,079)       | \$ (3,568,523)       | \$ 1,785,444 |
| Beginning Fund Balance | 25,520,411           | 25,520,411           |              |
| Ending Fund Balance    | <u>\$ 23,737,332</u> | <u>\$ 21,951,888</u> |              |
|                        | 22.7%                | 18.2%                |              |

|                        | Annual/Full Year     |                      |            |
|------------------------|----------------------|----------------------|------------|
|                        | Forecast             | Budget               | Fav/(Unf)  |
| Total Surplus(Deficit) | \$ 4,592,482         | \$ 3,619,133         | \$ 973,349 |
| Beginning Fund Balance | 25,520,411           | 25,520,411           |            |
| Ending Fund Balance    | <u>\$ 30,112,891</u> | <u>\$ 29,139,545</u> |            |
|                        | 28.8%                | 24.1%                |            |

## SoCal

|                           | Year-to-Date         |                      |              |
|---------------------------|----------------------|----------------------|--------------|
|                           | Actual               | Budget               | Fav/(Unf)    |
| Total Surplus(Deficit)    | \$ 3,586,170         | \$ (920,851)         | \$ 4,507,021 |
| Beginning Fund Balance    | 16,849,381           | 16,849,381           |              |
| Ending Fund Balance       | <u>\$ 20,435,549</u> | <u>\$ 15,928,530</u> |              |
| As a % of Annual Expenses | 33.5%                | 22.5%                |              |

|                        | Annual/Full Year     |                      |              |
|------------------------|----------------------|----------------------|--------------|
|                        | Forecast             | Budget               | Fav/(Unf)    |
| Total Surplus(Deficit) | \$ 1,708,893         | \$ 2,317,706         | \$ (608,813) |
| Beginning Fund Balance | 16,849,381           | 16,849,381           |              |
| Ending Fund Balance    | <u>\$ 18,558,274</u> | <u>\$ 19,167,087</u> |              |
|                        | 30.5%                | 27.0%                |              |

## Central Valley

|                           | Year-to-Date        |                     |              |
|---------------------------|---------------------|---------------------|--------------|
|                           | Actual              | Budget              | Fav/(Unf)    |
| Total Surplus(Deficit)    | \$ (441,382)        | \$ 57,884           | \$ (499,265) |
| Beginning Fund Balance    | 3,794,634           | 3,794,634           |              |
| Ending Fund Balance       | <u>\$ 3,353,251</u> | <u>\$ 3,852,518</u> |              |
| As a % of Annual Expenses | 30.8%               | 30.4%               |              |

|                        | Annual/Full Year    |                     |              |
|------------------------|---------------------|---------------------|--------------|
|                        | Forecast            | Budget              | Fav/(Unf)    |
| Total Surplus(Deficit) | \$ 1,538,094        | \$ 377,578          | \$ 1,160,516 |
| Beginning Fund Balance | 3,794,634           | 3,794,634           |              |
| Ending Fund Balance    | <u>\$ 5,332,727</u> | <u>\$ 4,172,211</u> |              |
|                        | 49.0%               | 32.9%               |              |

## NorCal

|                           | Year-to-Date        |                     |                |
|---------------------------|---------------------|---------------------|----------------|
|                           | Actual              | Budget              | Fav/(Unf)      |
| Total Surplus(Deficit)    | \$ (3,630,993)      | \$ (2,138,185)      | \$ (1,492,809) |
| Beginning Fund Balance    | 3,401,695           | 3,401,695           |                |
| Ending Fund Balance       | <u>\$ (229,298)</u> | <u>\$ 1,263,510</u> |                |
| As a % of Annual Expenses | -1.0%               | 5.1%                |                |

|                        | Annual/Full Year    |                     |            |
|------------------------|---------------------|---------------------|------------|
|                        | Forecast            | Budget              | Fav/(Unf)  |
| Total Surplus(Deficit) | \$ 1,078,607        | \$ 654,521          | \$ 424,086 |
| Beginning Fund Balance | 3,401,695           | 3,401,695           |            |
| Ending Fund Balance    | <u>\$ 4,480,302</u> | <u>\$ 4,056,217</u> |            |
|                        | 20.0%               | 16.2%               |            |

# Fund Balance



## North Bay

**Total Surplus(Deficit)**

Beginning Fund Balance

**Ending Fund Balance**

*As a % of Annual Expenses*

| Year-to-Date             |                          |           |
|--------------------------|--------------------------|-----------|
| Actual                   | Budget                   | Fav/(Unf) |
| \$ (89,592)              | \$ (154,941)             | \$ 65,349 |
| <u>899,253</u>           | <u>899,253</u>           |           |
| <b><u>\$ 809,661</u></b> | <b><u>\$ 744,312</u></b> |           |
| 38.5%                    | 30.5%                    |           |

| Annual/Full Year           |                          |            |
|----------------------------|--------------------------|------------|
| Forecast                   | Budget                   | Fav/(Unf)  |
| \$ 179,999                 | \$ 56,457                | \$ 123,541 |
| <u>899,253</u>             | <u>899,253</u>           |            |
| <b><u>\$ 1,079,252</u></b> | <b><u>\$ 955,711</u></b> |            |
| 51.3%                      | 39.1%                    |            |

## Monterey Bay

**Total Surplus(Deficit)**

Beginning Fund Balance

**Ending Fund Balance**

*As a % of Annual Expenses*

| Year-to-Date               |                        |              |
|----------------------------|------------------------|--------------|
| Actual                     | Budget                 | Fav/(Unf)    |
| \$ (898,968)               | \$ (310,278)           | \$ (588,690) |
| <u>318,847</u>             | <u>318,847</u>         |              |
| <b><u>\$ (580,121)</u></b> | <b><u>\$ 8,568</u></b> |              |
| -8.7%                      | 0.1%                   |              |

| Annual/Full Year         |                          |              |
|--------------------------|--------------------------|--------------|
| Forecast                 | Budget                   | Fav/(Unf)    |
| \$ 67,995                | \$ 178,357               | \$ (110,363) |
| <u>318,847</u>           | <u>318,847</u>           |              |
| <b><u>\$ 386,841</u></b> | <b><u>\$ 497,204</u></b> |              |
| 5.8%                     | 6.3%                     |              |

## Central Coast

**Total Surplus(Deficit)**

Beginning Fund Balance

**Ending Fund Balance**

*As a % of Annual Expenses*

| Year-to-Date              |                          |              |
|---------------------------|--------------------------|--------------|
| Actual                    | Budget                   | Fav/(Unf)    |
| \$ (308,314)              | \$ (102,152)             | \$ (206,162) |
| <u>256,601</u>            | <u>256,601</u>           |              |
| <b><u>\$ (51,710)</u></b> | <b><u>\$ 154,450</u></b> |              |
| -3.0%                     | 7.8%                     |              |

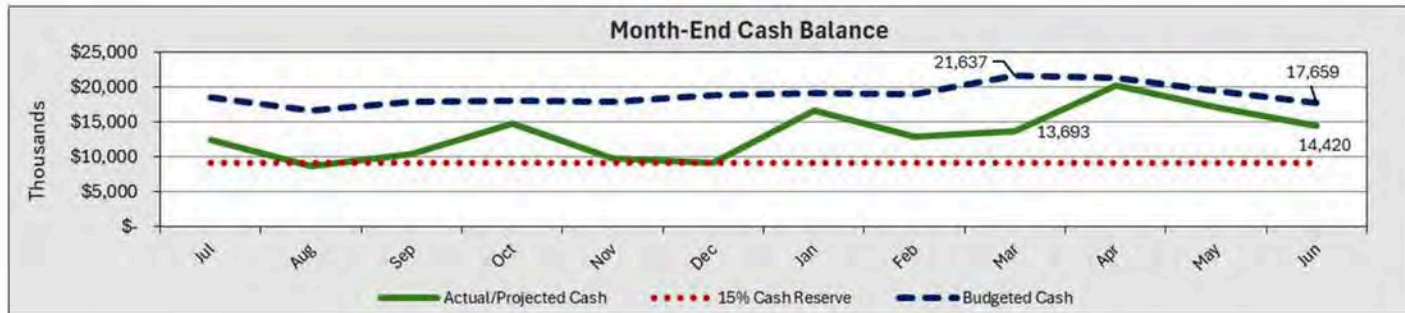
| Annual/Full Year         |                          |             |
|--------------------------|--------------------------|-------------|
| Forecast                 | Budget                   | Fav/(Unf)   |
| \$ 18,894                | \$ 34,514                | \$ (15,619) |
| <u>256,601</u>           | <u>256,601</u>           |             |
| <b><u>\$ 275,495</u></b> | <b><u>\$ 291,114</u></b> |             |
| 16.0%                    | 14.7%                    |             |

# Cash Balance

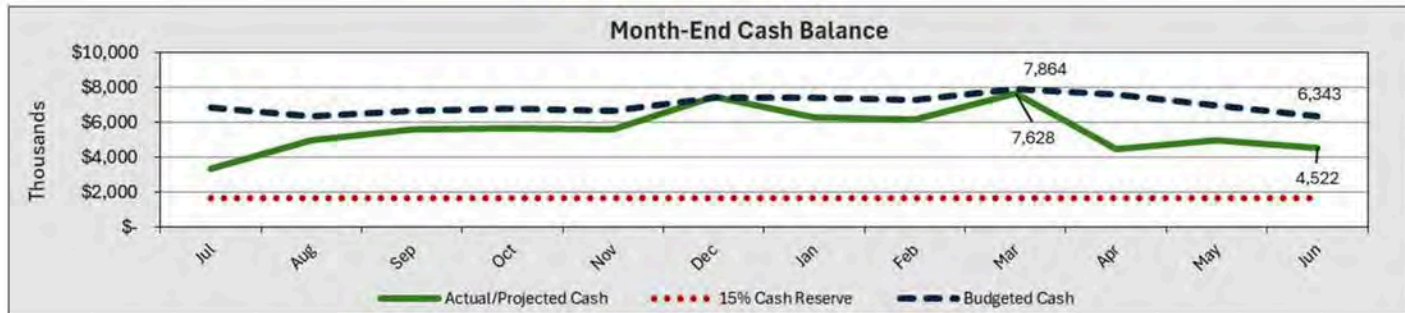


- Cash as of 3/31 totaled **\$39.5M**; **\$26.6M** currently projected for year-end

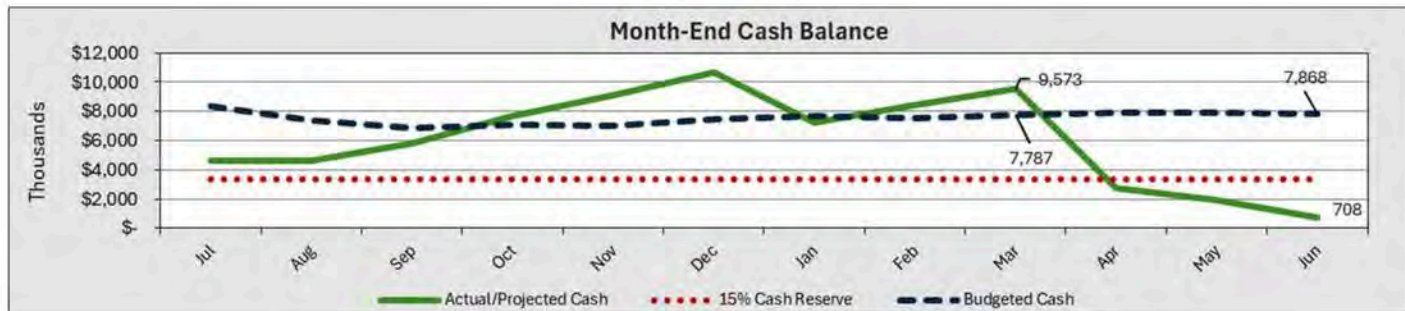
## SoCal



## Central Valley



## NorCal

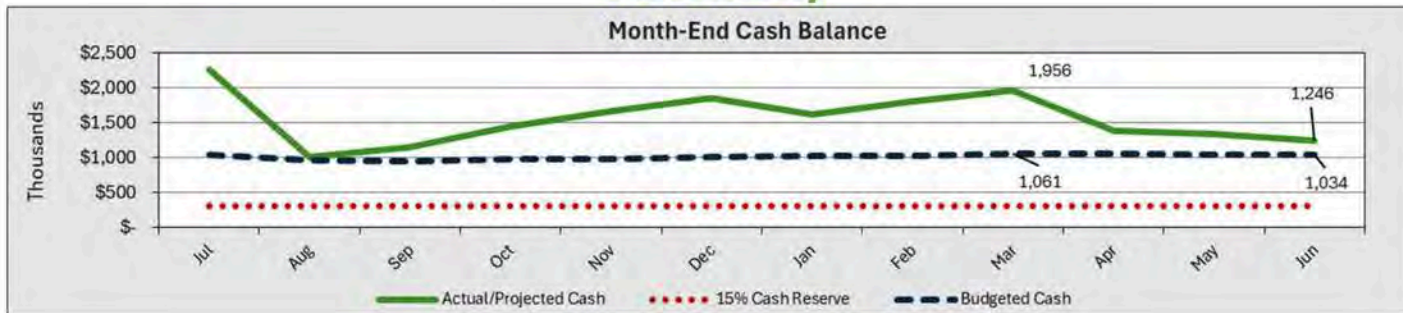


# Cash Balance

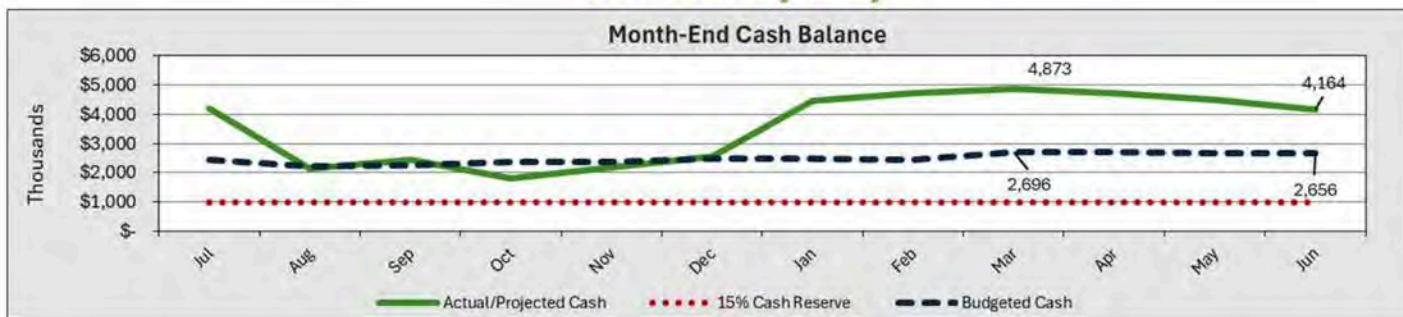


- Cash as of 3/31 totaled **\$39.5M**; **\$26.6M** currently projected for year-end

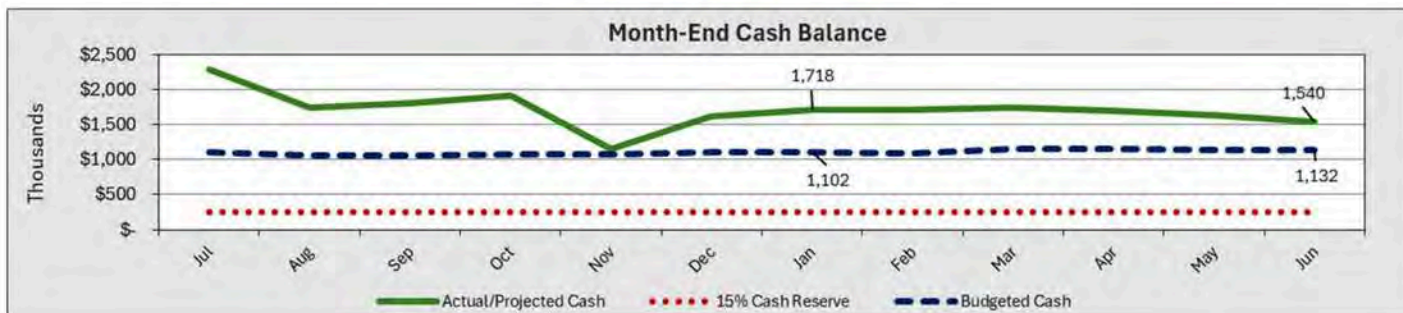
## North Bay



## Monterey Bay



## Central Coast



# Appendix

- Monthly Cash Flow / Forecast 24/25
- Budget vs. Actual
- Statement of Financial Position
- Statement of Cash Flows
- AP Aging
- Monthly Check Register



**CalOps Southern California**  
**Monthly Cash Flow/Forecast FY24-25**

Revised 5/5/25

ADA = 4,018.34

|  | Jul-24           | Aug-24           | Sep-24           | Oct-24           | Nov-24           | Dec-24           | Jan-25           | Feb-25           | Mar-25           | Apr-25           | May-25           | Jun-25           | Year-End Accruals | Annual Forecast   | Original Budget Total | Favorable / (Unfav.) |
|--|------------------|------------------|------------------|------------------|------------------|------------------|------------------|------------------|------------------|------------------|------------------|------------------|-------------------|-------------------|-----------------------|----------------------|
| <b>Revenues</b>                          |                  |                  |                  |                  |                  |                  |                  |                  |                  |                  |                  |                  |                   |                   | ADA = 4919.64         |                      |
| <b>State Aid - Revenue Limit</b>         |                  |                  |                  |                  |                  |                  |                  |                  |                  |                  |                  |                  |                   |                   |                       |                      |
| 8011 LCFF State Aid                      | 859,632          | 859,632          | 1,547,337        | 1,547,337        | 1,547,337        | 1,547,337        | 1,547,337        | 98,146           | 98,146           | 98,146           | 98,146           | 98,146           | 2,237,254         | 12,183,933        | 17,786,476            | (5,602,544)          |
| 8012 Education Protection Account        | -                | -                | 244,804          | -                | -                | 244,804          | -                | -                | 81,052           | -                | -                | 233,008          | -                 | 803,668           | 983,928               | (180,260)            |
| 8019 State Aid - Prior Year              | -                | -                | -                | -                | -                | -                | -                | 95,502           | 95,502           | 95,502           | 95,502           | 95,502           | -                 | 477,538           | -                     | 477,538              |
| 8096 In Lieu of Property Taxes           | -                | 2,754,285        | 5,508,569        | 7,344,758        | -                | 3,672,379        | 3,672,379        | 3,672,379        | 6,426,664        | 776,358          | 1,253,896        | 2,204,027        | 776,640           | 38,062,334        | 44,004,373            | (5,942,037)          |
|  | <b>859,632</b>   | <b>3,613,917</b> | <b>7,300,710</b> | <b>8,892,095</b> | <b>1,547,337</b> | <b>5,464,520</b> | <b>5,219,716</b> | <b>3,866,027</b> | <b>6,701,392</b> | <b>970,006</b>   | <b>1,447,544</b> | <b>2,630,683</b> | <b>3,033,894</b>  | <b>51,527,473</b> | <b>62,774,775</b>     | <b>(11,247,303)</b>  |
| <b>Federal Revenue</b>                   |                  |                  |                  |                  |                  |                  |                  |                  |                  |                  |                  |                  |                   |                   |                       |                      |
| 8181 Special Education - Entitlement     | -                | -                | -                | -                | -                | -                | -                | -                | -                | -                | -                | -                | 704,530           | 704,530           | 639,553               | 64,977               |
| 8182 Special Education - Discretionary   | -                | -                | -                | -                | -                | -                | -                | -                | 87,621           | -                | -                | -                | -                 | 87,621            | -                     | 87,621               |
| 8290 Title I, Part A - Basic Low Income  | -                | -                | -                | -                | 237,837          | -                | 7,259            | -                | 381,022          | -                | -                | -                | -                 | 354,264           | 772,825               | 207,557              |
| 8291 Title II, Part A - Teacher Quality  | -                | -                | -                | 38,436           | -                | -                | 730              | -                | -                | -                | -                | -                | -                 | 117,496           | 156,662               | 18,278               |
| 8294 Title IV                            | -                | -                | -                | 14,555           | -                | -                | 12               | -                | 1,602            | -                | -                | -                | -                 | 42,097            | 58,266                | (3,389)              |
| 8299 Prior Year Federal Revenue          | 2,097            | (2,097)          | (17)             | -                | -                | -                | -                | 302,820          | -                | -                | -                | -                | -                 | 302,804           | -                     | 302,804              |
|  | <b>2,097</b>     | <b>(2,097)</b>   | <b>(17)</b>      | <b>52,991</b>    | <b>237,837</b>   | <b>-</b>         | <b>8,001</b>     | <b>302,820</b>   | <b>470,245</b>   | <b>-</b>         | <b>-</b>         | <b>-</b>         | <b>1,218,387</b>  | <b>2,290,765</b>  | <b>1,612,417</b>      | <b>677,848</b>       |
| <b>Other State Revenue</b>               |                  |                  |                  |                  |                  |                  |                  |                  |                  |                  |                  |                  |                   |                   |                       |                      |
| 8311 State Special Education             | 211,886          | 211,886          | 381,395          | -                | 381,395          | 381,395          | 762,790          | -                | 762,129          | 196,376          | 196,376          | 196,376          | 577,504           | 4,259,508         | 4,410,409             | (150,901)            |
| 8550 Mandated Cost                       | -                | -                | -                | -                | 178,144          | -                | -                | -                | -                | -                | -                | -                | -                 | 178,144           | 177,172               | 972                  |
| 8560 State Lottery                       | -                | -                | -                | -                | -                | 308,135          | -                | -                | 392,030          | -                | -                | -                | -                 | 1,097,007         | 1,224,991             | (127,984)            |
| 8598 Prior Year Revenue                  | -                | -                | 32,778           | -                | -                | 34,584           | -                | -                | 23,097           | -                | -                | -                | -                 | 90,459            | -                     | 90,459               |
| 8599 Other State Revenue                 | 20,332           | 20,332           | 36,598           | 36,598           | 36,598           | 36,598           | 36,598           | 18,190           | 18,190           | 18,190           | 18,190           | 18,190           | 2,787,737         | 3,102,341         | 2,995,982             | 106,359              |
|  | <b>232,218</b>   | <b>232,218</b>   | <b>450,771</b>   | <b>36,598</b>    | <b>596,137</b>   | <b>760,712</b>   | <b>799,388</b>   | <b>18,190</b>    | <b>1,195,446</b> | <b>214,566</b>   | <b>214,566</b>   | <b>611,408</b>   | <b>3,365,241</b>  | <b>8,727,469</b>  | <b>8,808,554</b>      | <b>(81,095)</b>      |
| <b>Other Local Revenue</b>               |                  |                  |                  |                  |                  |                  |                  |                  |                  |                  |                  |                  |                   |                   |                       |                      |
| 8650 Interest Revenue                    | -                | 7,669            | 4,922            | 4,152            | 7,179            | 8,358            | 7,779            | 8,613            | 6,861            | 5,366            | 5,366            | 5,366            | -                 | 71,632            | 64,395                | 7,237                |
| 8690 Other Local Revenue                 | -                | -                | -                | -                | -                | 12,305           | -                | -                | -                | -                | -                | -                | -                 | 12,305            | -                     | 12,305               |
|  | <b>-</b>         | <b>7,669</b>     | <b>4,922</b>     | <b>4,152</b>     | <b>7,179</b>     | <b>20,664</b>    | <b>7,779</b>     | <b>8,613</b>     | <b>6,861</b>     | <b>5,366</b>     | <b>5,366</b>     | <b>5,366</b>     | <b>-</b>          | <b>83,937</b>     | <b>64,395</b>         | <b>19,543</b>        |
| <b>Total Revenue</b>                     | <b>1,093,947</b> | <b>3,851,707</b> | <b>7,756,387</b> | <b>8,985,836</b> | <b>2,388,490</b> | <b>6,245,896</b> | <b>6,034,884</b> | <b>4,195,650</b> | <b>8,373,944</b> | <b>1,189,938</b> | <b>1,667,476</b> | <b>3,247,457</b> | <b>7,897,522</b>  | <b>62,629,134</b> | <b>73,260,142</b>     | <b>(10,631,008)</b>  |
| <b>Expenses</b>                          |                  |                  |                  |                  |                  |                  |                  |                  |                  |                  |                  |                  |                   |                   |                       |                      |
| <b>Certificated Salaries</b>             |                  |                  |                  |                  |                  |                  |                  |                  |                  |                  |                  |                  |                   |                   |                       |                      |
| 1100 Teachers' Salaries                  | 1,407,982        | 1,490,193        | 1,858,403        | 1,841,758        | 1,855,591        | 1,865,003        | 1,797,438        | 1,786,568        | 1,791,905        | 1,774,461        | 1,774,461        | 1,774,461        | -                 | 21,968,124        | 20,855,570            | (1,102,553)          |
| 1175 Teachers' Extra Duty/Stipends       | 89,130           | 81,570           | 4,373,664        | 79,493           | 84,129           | 90,223           | 96,164           | 102,813          | 108,901          | 100,306          | 100,306          | 100,306          | -                 | 5,406,988         | 6,197,178             | 790,191              |
| 1200 Pupil Support Salaries              | 244,069          | 268,249          | 757,747          | 262,806          | 247,800          | 249,883          | 250,924          | 226,934          | 242,841          | 242,265          | 242,265          | 242,265          | -                 | 3,471,149         | 2,253,684             | (1,217,465)          |
| 1300 Administrators' Salaries            | 183,525          | 218,043          | 616,115          | 187,805          | 216,714          | 217,487          | 209,404          | 209,597          | 204,645          | 178,591          | 178,591          | 178,591          | -                 | 1,799,107         | 2,879,798             | 80,691               |
|  | <b>2,424,686</b> | <b>2,498,055</b> | <b>7,615,929</b> | <b>2,371,962</b> | <b>2,404,234</b> | <b>2,422,598</b> | <b>2,359,931</b> | <b>2,325,911</b> | <b>2,341,292</b> | <b>2,295,623</b> | <b>2,295,623</b> | <b>2,295,623</b> | <b>-</b>          | <b>33,645,467</b> | <b>32,196,330</b>     | <b>(1,449,137)</b>   |
| <b>Classified Salaries</b>               |                  |                  |                  |                  |                  |                  |                  |                  |                  |                  |                  |                  |                   |                   |                       |                      |
| 2100 Instructional Salaries              | -                | -                | -                | -                | -                | -                | -                | -                | -                | -                | -                | -                | -                 | -                 | 154,153               | 154,153              |
| 2200 Support Salaries                    | 7,068            | 7,068            | 23,990           | 7,068            | 7,068            | 7,068            | 6,828            | 6,829            | 6,829            | 10,381           | 10,381           | 10,381           | -                 | 110,560           | -                     | (110,560)            |
| 2300 Classified Administrators' Salaries | 79,022           | 79,022           | 264,878          | 78,525           | 49,120           | 48,931           | 47,272           | 47,283           | 40,831           | 75,263           | 75,263           | 75,263           | -                 | 960,672           | 444,123               | (516,549)            |
| 2400 Clerical and Office Staff Salaries  | 31,378           | 34,812           | 101,157          | 40,441           | 37,591           | 37,334           | 36,961           | 46,905           | 58,744           | 52,113           | 52,113           | 52,113           | -                 | 578,663           | 137,519               | (439,344)            |
|  | <b>117,468</b>   | <b>120,901</b>   | <b>390,026</b>   | <b>126,034</b>   | <b>93,779</b>    | <b>93,333</b>    | <b>91,062</b>    | <b>101,017</b>   | <b>101,404</b>   | <b>137,757</b>   | <b>137,757</b>   | <b>137,757</b>   | <b>-</b>          | <b>1,848,294</b>  | <b>735,595</b>        | <b>(912,700)</b>     |
| <b>Benefits</b>                          |                  |                  |                  |                  |                  |                  |                  |                  |                  |                  |                  |                  |                   |                   |                       |                      |
| 3101 STRS                                | 423,118          | 436,539          | 524,885          | 413,431          | 416,829          | 363,495          | 405,154          | 403,833          | 408,449          | 481,966          | 481,966          | 481,966          | -                 | 5,191,632         | 6,149,499             | 957,867              |
| 3301 QASD                                | 15,801           | 16,949           | 55,163           | 15,506           | 13,730           | 15,035           | 16,950           | 16,866           | 13,872           | 8,566            | 8,566            | 8,566            | -                 | 205,568           | 31,671                | (173,896)            |
| 3311 Medicare                            | 35,643           | 69,622           | 114,821          | 34,938           | 34,917           | 35,170           | 34,183           | 33,916           | 34,212           | 34,790           | 34,790           | 34,790           | -                 | 531,793           | 473,964               | (57,828)             |
| 3401 Health and Welfare                  | 326,742          | 226,466          | 189,137          | 369,149          | 183,258          | 375,175          | 211,742          | 246,941          | 295,218          | 295,788          | 295,788          | 295,788          | -                 | 3,311,192         | 3,679,650             | 368,458              |
| 3501 State Unemployment                  | 955              | 2,231            | 1,848            | 299              | 484              | 30,558           | 20,097           | 2,048            | 1,708            | 5,145            | 5,145            | 5,145            | -                 | 75,612            | 238,630               | 163,018              |
| 3601 Workers' Compensation               | 46,295           | (2,423)          | 32,243           | 292              | -                | -                | 31,667           | 49,902           | -                | 33,591           | 33,591           | 33,591           | -                 | 258,467           | 457,621               | 199,154              |
| 3901 Other Benefits                      | 17,513           | 197,090          | 206,751          | 80,967           | 78,782           | 79,186           | 78,600           | 83,420           | 79,357           | 66,418           | 66,418           | 66,418           | -                 | 1,161,520         | 261,347               | (900,573)            |
|  | <b>926,067</b>   | <b>946,473</b>   | <b>1,192,604</b> | <b>946,532</b>   | <b>727,950</b>   | <b>898,619</b>   | <b>799,394</b>   | <b>836,926</b>   | <b>832,816</b>   | <b>876,264</b>   | <b>876,264</b>   | <b>876,264</b>   | <b>-</b>          | <b>10,736,172</b> | <b>11,292,382</b>     | <b>556,210</b>       |
| <b>Books and Supplies</b>                |                  |                  |                  |                  |                  |                  |                  |                  |                  |                  |                  |                  |                   |                   |                       |                      |
| 4100 Textbooks and Core Materials        | 23,526           | 210,006          | 69,614           | 109,296          | 6,835            | 81,564           | 835              | 27,343           | 32,915           | 5,090            | 5,090            | 5,090            | -                 | 577,023           | 611,400               | 34,377               |
| 4200 Books and Reference Materials       | -                | -                | -                | -                | -                | -                | -                | -                | -                | 2,294            | 2,294            | 2,294            | -                 | 6,881             | 3,765,400             | 3,758,519            |
| 4302 School Supplies                     | 186,309          | 5,719            | 10,708           | 6,194            | 1,318            | (408)            | 5,174            | 93               | 14,639           | 24,031           | 185,900          | 185,900          | -                 | 625,577           | 126,900               | (498,677)            |
| 4305 Software                            | 804,052          | 154,979          | 53,952           | 113,957          | 40,571           | 24,121           | 2,157            | (6,372)          | 273,987          | 139,029          | 139,029          | 139,029          | -                 | 1,880,491         | 4,765,100             | 2,884,609            |
| 4310 Office Expense                      | 2,636            | 5,614            | 89,808           | 32,514           | 30,161           | 9,188            | 6,005            | 31,522           | 38,308           | -                | -                | -                | -                 | 215,756           | 141,300               | (74,456)             |
| 4311 Business Meals                      | 374              | 7,316            | 10,893           | 959              | 2,559            | 61               | (24)             | 1,347            | 731              | 4,347            | 4,347            | 4,347            | -                 | 37,457            | 38,900                | 1,443                |
| 4400 Noncapitalized Equipment            | 2,572            | 13,607           | 5,260            | (308)            | 239,560          | 26,714           | 3,840            | 33,467           | 186,022          | -                | -                | -                | -                 | 1,743,365         | 1,766,400             | 22,835               |
|  | <b>1,019,470</b> | <b>397,441</b>   | <b>240,234</b>   | <b>262,612</b>   | <b>313,005</b>   | <b>141,241</b>   | <b>17,986</b>    | <b>87,399</b>    | <b>526,602</b>   | <b>174,731</b>   | <b>336,599</b>   | <b>1,569,431</b> | <b>-</b>          | <b>5,086,751</b>  | <b>11,215,400</b>     | <b>6,128,649</b>     |



**CalOps Southern California**

**Monthly Cash Flow/Forecast FY24-25**

Revised 5/5/25

ADA = 4,018.34

|   | Jul-24             | Aug-24           | Sep-24             | Oct-24           | Nov-24             | Dec-24           | Jan-25           | Feb-25           | Mar-25           | Apr-25             | May-25             | Jun-25             | Year-End Accruals | Annual Forecast   | Original Budget Total | Favorable / (Unfav.) |         |
|---|--------------------|------------------|--------------------|------------------|--------------------|------------------|------------------|------------------|------------------|--------------------|--------------------|--------------------|-------------------|-------------------|-----------------------|----------------------|---------|
| <b>Subagreement Services</b>                |                    |                  |                    |                  |                    |                  |                  |                  |                  |                    |                    |                    |                   |                   |                       |                      |         |
| 5102 Special Education                      | 3,453              | 32,319           | 55,433             | 84,086           | 278,295            | 369,405          | 478,639          | 705,790          | 429,897          | 659,422            | 659,422            | 659,422            | -                 | 4,415,582         | 4,506,100             | 90,518               |         |
| 5103 Substitute Teacher                     | -                  | -                | -                  | -                | -                  | -                | -                | -                | 1,063            | 1,177              | 1,177              | 1,177              | -                 | 8,591             | 122,200               | 117,609              |         |
| 5105 Security                               | -                  | -                | 632                | -                | -                  | -                | -                | 198              | 198              | 203                | 203                | 203                | -                 | 6,638             | -                     | (1,638)              |         |
| 5106 Other Educational Consultants          | 23,640             | (23,640)         | -                  | -                | (18,889)           | -                | -                | -                | -                | -                  | -                  | -                  | -                 | (18,889)          | 692,500               | 711,389              |         |
| 5107 Instructional Services                 | -                  | -                | -                  | -                | -                  | -                | -                | -                | -                | -                  | -                  | -                  | -                 | -                 | 327,700               | 327,700              |         |
|   | 27,093             | 8,679            | 56,065             | 84,086           | 259,405            | 369,405          | 478,639          | 705,989          | 431,156          | 660,801            | 660,801            | 660,801            | -                 | 4,402,921         | 5,648,500             | 1,245,579            |         |
| <b>Operations and Housekeeping</b>          |                    |                  |                    |                  |                    |                  |                  |                  |                  |                    |                    |                    |                   |                   |                       |                      |         |
| 5201 Auto and Travel                        | 1,819              | 69,196           | 322,742            | 13,680           | 2,869              | 1,144            | 426              | 5,302            | 9,678            | 17,855             | 17,855             | 17,855             | -                 | 480,360           | 281,700               | (198,660)            |         |
| 5300 Dues & Memberships                     | -                  | 169,023          | 872                | 1,043            | 53,193             | 27,047           | 26,486           | 55,351           | 46,414           | 35,019             | 35,019             | 35,019             | -                 | 464,486           | 129,800               | (354,686)            |         |
| 5400 Insurance                              | 11,958             | 21,803           | 9,675              | -                | 48,451             | 10,385           | 10,385           | 10,033           | 27,258           | 8,305              | 8,305              | 8,305              | -                 | 174,863           | 123,600               | (51,263)             |         |
| 5501 Utilities                              | 217                | 226              | 226                | 1,061            | 901                | 638              | 226              | 2,770            | (420)            | 231                | 231                | 231                | -                 | 6,537             | 25,800                | 19,263               |         |
| 5502 Janitorial Services                    | 1,477              | 2,031            | 2,534              | 1,433            | 1,296              | 1,558            | 1,301            | 1,296            | 1,296            | 1,257              | 1,257              | 1,257              | -                 | 17,992            | 20,000                | 2,008                |         |
| 5516 Miscellaneous Expense                  | -                  | -                | -                  | -                | 666                | 245              | -                | -                | -                | 148                | 148                | 148                | -                 | 1,354             | -                     | (1,354)              |         |
| 5900 Communications                         | 3,698              | 4,979            | 13,064             | 4,646            | 3,967              | 19,905           | 3,583            | 5,206            | 14,416           | 6,987              | 6,987              | 6,987              | \$239,094.83      | 313,619           | 35,200                | (298,419)            |         |
| 5901 Postage and Shipping                   | 1,327              | 5,434            | 462                | 2,309            | 1,198              | 78               | 1,941            | 1,021            | 144              | 2,255              | 2,255              | 2,255              | -                 | 20,678            | 148,300               | 127,622              |         |
|   | 20,485             | 272,632          | 349,576            | 24,172           | 112,541            | 60,998           | 44,447           | 80,978           | 98,786           | 72,057             | 72,057             | 72,057             | 239,095           | 1,519,886         | 764,400               | (755,486)            |         |
| <b>Facilities, Repairs and Other Leases</b> |                    |                  |                    |                  |                    |                  |                  |                  |                  |                    |                    |                    |                   |                   |                       |                      |         |
| 5601 Rent                                   | 27,769             | 28,641           | 28,175             | 28,175           | (5,133)            | 21,468           | 20,881           | 20,881           | 20,881           | 20,029             | 20,029             | 20,029             | -                 | 251,819           | 411,700               | 159,881              |         |
| 5602 Additional Rent                        | 2,736              | 17,880           | 3,022              | 2,945            | 11,029             | 11,189           | 4,561            | 18,774           | 8,809            | 16,851             | 16,851             | 16,851             | -                 | 131,499           | 145,300               | 13,801               |         |
| 5603 Equipment Leases                       | 1,892              | 2,277            | 1,051              | 1,051            | 1,051              | -                | 2,507            | 1,051            | -                | 1,434              | 1,434              | 1,434              | -                 | 15,178            | 17,000                | 1,822                |         |
| 5604 Other Leases                           | 5,107              | (5,107)          | 81,396             | 200              | 12,852             | 352              | 5,125            | 5,400            | 14,711           | 6,254              | 6,254              | 6,254              | -                 | 138,797           | 161,400               | 22,603               |         |
| 5610 Repairs and Maintenance                | 295                | 738              | -                  | 2,035            | -                  | 6,990            | 3,038            | -                | 1,154            | 1,911              | 1,911              | 1,911              | -                 | 21,581            | 11,400                | (10,181)             |         |
|   | 37,799             | 44,429           | 115,181            | 34,465           | 19,799             | 39,999           | 36,112           | 46,105           | 45,555           | 46,479             | 46,479             | 46,479             | -                 | 558,873           | 746,800               | 187,927              |         |
| <b>Professional/Consulting Services</b>     |                    |                  |                    |                  |                    |                  |                  |                  |                  |                    |                    |                    |                   |                   |                       |                      |         |
| 5801 IT                                     | 220,438            | 3,080            | -                  | 42,109           | 20,846             | 3,080            | 33,443           | 57,181           | 3,080            | 41,885             | 41,885             | 41,885             | -                 | 508,912           | 2,357,600             | 1,848,688            |         |
| 5802 Audit & Taxes                          | -                  | -                | -                  | -                | 38,038             | 13,701           | -                | -                | 17,972           | -                  | -                  | -                  | -                 | 49,711            | 177,600               | 127,889              |         |
| 5803 Legal                                  | -                  | 8,416            | 8,454              | 12,705           | (236,641)          | 13,646           | 9,114            | 200              | 22,300           | 10,783             | 10,783             | 10,783             | -                 | (129,457)         | 238,800               | 368,257              |         |
| 5804 Professional Development               | 5,124              | 13,416           | 31,037             | 10,585           | 5,347              | 17,180           | 16,985           | 7,199            | 3,013            | 7,632              | 7,632              | 7,632              | -                 | 132,560           | 825,200               | 692,640              |         |
| 5805 General Consulting                     | 12,272             | 12,715           | 10,699             | 20,661           | 16,151             | 36,720           | 5,072            | (19,244)         | 24,266           | 8,570              | 8,570              | 8,570              | -                 | 145,024           | 1,320,500             | 1,175,476            |         |
| 5806 Special Activities/Field Trips         | 136                | 19,821           | -                  | 8,973            | (970)              | (160)            | 33               | (32)             | 15,456           | 13,724             | 106,168            | 106,168            | -                 | 269,318           | 216,178               | (53,139)             |         |
| 5807 Bank Charges                           | -                  | 7                | 74                 | 113              | 399                | -                | 278              | -                | 98               | 167                | 167                | 167                | -                 | 1,468             | 4,200                 | 2,734                |         |
| 5808 Printing                               | 15                 | -                | -                  | 10               | -                  | 332              | -                | -                | -                | 2                  | 2                  | 2                  | -                 | 395               | 1,800                 | 1,405                |         |
| 5809 Other taxes and fees                   | 563                | 27,096           | 2,404              | 2,523            | 2,329              | 2,394            | 2,553            | 9,829            | 16               | 2,525              | 2,525              | 2,525              | -                 | 57,282            | 76,100                | 18,818               |         |
| 5810 Payroll Service Fee                    | 769,220            | (769,220)        | 5,322              | -                | -                  | -                | -                | 182,515          | (206,639)        | 330                | 330                | 330                | -                 | (16,911)          | -                     | 16,911               |         |
| 5811 Management Fee                         | 122,648            | 122,440          | 122,100            | 122,100          | 122,100            | 122,100          | 104,684          | 101,136          | 101,136          | 104,382            | 104,382            | 104,382            | (101,007)         | 1,252,583         | 1,465,203             | 212,620              |         |
| 5812 District Oversight Fee                 | -                  | -                | -                  | -                | 21,221             | -                | -                | -                | 214,018          | 182,515            | 9,700              | 14,475             | 26,307            | (44,219)          | 424,017               | 627,748              | 203,731 |
| 5814 SPED Encroachment                      | 3,060              | 3,060            | 5,508              | -                | 5,508              | 5,508            | 5,508            | 5,508            | -                | 5,891              | 5,891              | 5,891              | 109,095           | 148,921           | -                     | (148,921)            |         |
| 5815 Public Relations/Recruitment           | -                  | 20,799           | 133,851            | 60,516           | 4,850              | 5,267            | 5,478            | 28,633           | 5,309            | 29,003             | 29,003             | 29,003             | \$123,856.59      | 475,369           | 1,029,700             | 554,331              |         |
|   | 1,133,476          | (548,370)        | 320,348            | 280,275          | (21,022)           | 219,767          | 183,148          | 581,435          | 168,317          | 294,597            | 331,816            | 343,648            | 81,726            | 3,319,161         | 8,340,629             | 5,021,468            |         |
| <b>Depreciation</b>                         |                    |                  |                    |                  |                    |                  |                  |                  |                  |                    |                    |                    |                   |                   |                       |                      |         |
| 6900 Depreciation Expense                   | 181                | 181              | 181                | 181              | 181                | 181              | 181              | 181              | 180              | 361                | 361                | 361                | -                 | 2,710             | 2,400                 | (310)                |         |
|   | 181                | 181              | 181                | 181              | 181                | 181              | 181              | 181              | 180              | 361                | 361                | 361                | -                 | 2,710             | 2,400                 | (310)                |         |
| <b>Interest</b>                             |                    |                  |                    |                  |                    |                  |                  |                  |                  |                    |                    |                    |                   |                   |                       |                      |         |
|   | -                  | -                | -                  | -                | -                  | -                | -                | -                | -                | -                  | -                  | -                  | -                 | -                 | -                     | -                    |         |
| <b>Total Expenses</b>                       | <b>5,706,728</b>   | <b>3,750,421</b> | <b>10,280,142</b>  | <b>4,130,319</b> | <b>3,909,873</b>   | <b>4,246,139</b> | <b>4,004,899</b> | <b>4,765,940</b> | <b>4,546,108</b> | <b>4,498,670</b>   | <b>4,757,758</b>   | <b>6,002,421</b>   | <b>320,821</b>    | <b>60,920,241</b> | <b>70,942,436</b>     | <b>10,022,196</b>    |         |
| <b>Monthly Surplus (Deficit)</b>            | <b>(4,612,781)</b> | <b>101,286</b>   | <b>(2,523,796)</b> | <b>4,855,517</b> | <b>(1,521,383)</b> | <b>1,999,756</b> | <b>2,029,985</b> | <b>(570,291)</b> | <b>3,827,836</b> | <b>(3,308,732)</b> | <b>(3,090,282)</b> | <b>(2,754,965)</b> | <b>7,276,701</b>  | <b>1,706,893</b>  | <b>2,317,706</b>      | <b>(608,813)</b>     |         |



**CalOps Southern California**

**Monthly Cash Flow/Forecast FY24-25**

Revised 5/5/25

ADA = 4,018.34

**Cash Flow Adjustments**

|                                      | Jul-24              | Aug-24             | Sep-24            | Oct-24            | Nov-24             | Dec-24           | Jan-25            | Feb-25             | Mar-25            | Apr-25            | May-25             | Jun-25             | Year-End Accruals |
|--------------------------------------|---------------------|--------------------|-------------------|-------------------|--------------------|------------------|-------------------|--------------------|-------------------|-------------------|--------------------|--------------------|-------------------|
| Monthly Surplus (Deficit)            | (4,612,781)         | 101,286            | (2,923,756)       | -4,855,517        | (1,521,383)        | 1,999,756        | 2,029,985         | (570,291)          | 3,827,836         | (3,308,732)       | (3,080,282)        | (2,754,965)        | 7,276,703         |
| Cash flows from operating activities |                     |                    |                   |                   |                    |                  |                   |                    |                   |                   |                    |                    |                   |
| Depreciation/Amortization            | 181                 | 181                | 181               | 181               | 181                | 181              | 181               | 181                | 180               | 361               | 361                | 361                | -                 |
| Public Funding Receivables           | 3,330,411           | 2,491,572          | 1,182,629         | 1,315             | -                  | -                | -                 | -                  | -                 | -                 | -                  | -                  | (7,597,522)       |
| Grants and Contributions Rec         | 1,311               | 83,310             | 100               | (100)             | (100)              | -                | -                 | -                  | (503)             | -                 | -                  | -                  | -                 |
| Due To/From Related Parties          | (3,208,953)         | 380,989            | (6,955,733)       | 2,383,229         | (2,612,615)        | (2,758,790)      | 5,806,790         | (2,913,789)        | (3,425,081)       | 9,673,177         | -                  | -                  | -                 |
| Prepaid Expenses                     | 827,540             | 45,979             | -                 | (30,021)          | 223,006            | (15,010)         | (3,084)           | (6,925)            | (88,966)          | -                 | -                  | -                  | -                 |
| Other Assets                         | -                   | -                  | -                 | -                 | -                  | -                | (1,000)           | -                  | -                 | -                 | -                  | -                  | -                 |
| Accounts Payable                     | (2,526,278)         | 2,782,603          | 74,037            | (2,776,264)       | -                  | 113,205          | (113,205)         | 82,206             | (12,675)          | -                 | -                  | -                  | 320,821           |
| Accrued Expenses                     | (7,662,020)         | (9,649,398)        | 9,857,030         | (228,382)         | (1,145,358)        | (16,543)         | (294,656)         | (109,343)          | 406,992           | -                 | -                  | -                  | -                 |
| Other Liabilities                    | -                   | -                  | -                 | -                 | -                  | -                | -                 | -                  | -                 | -                 | -                  | -                  | -                 |
| Deferred Revenue                     | 38,414              | 40,511             | 69,145            | 69,145            | 69,145             | 69,145           | 69,145            | (216,784)          | 69,123            | 69,123            | 69,123             | 69,123             | (2,750,000)       |
| Cash flows from investing activities |                     |                    |                   |                   |                    |                  |                   |                    |                   |                   |                    |                    |                   |
| Purchases of Prop. And Equip         | -                   | -                  | -                 | (5,900)           | -                  | 5,900            | -                 | -                  | -                 | -                 | -                  | -                  | -                 |
| Notes Receivable                     | -                   | -                  | -                 | -                 | -                  | -                | -                 | -                  | -                 | -                 | -                  | -                  | -                 |
| Cash flows from financing activities |                     |                    |                   |                   |                    |                  |                   |                    |                   |                   |                    |                    |                   |
| Proceeds from Factoring              | -                   | -                  | -                 | -                 | -                  | -                | -                 | -                  | -                 | -                 | -                  | -                  | -                 |
| Payments on Factoring                | -                   | -                  | -                 | -                 | -                  | -                | -                 | -                  | -                 | -                 | -                  | -                  | -                 |
| Proceeds/(Payments) on Debt          | -                   | -                  | -                 | -                 | -                  | -                | -                 | -                  | -                 | -                 | -                  | -                  | -                 |
| <b>Total Change in Cash</b>          | <b>(13,812,175)</b> | <b>(3,722,967)</b> | <b>1,709,633</b>  | <b>-4,268,721</b> | <b>(4,987,124)</b> | <b>(602,156)</b> | <b>7,554,156</b>  | <b>(3,790,745)</b> | <b>776,906</b>    | <b>6,493,929</b>  | <b>(3,020,797)</b> | <b>(2,685,480)</b> |                   |
| Cash, Beginning of Month             | 26,244,277          | 12,492,102         | 8,709,135         | 10,412,768        | 14,681,488         | 9,694,364        | 9,092,208         | 16,646,364         | 12,915,619        | 13,692,525        | 20,126,454         | 17,105,656         |                   |
| <b>Cash, End of Month</b>            | <b>12,432,102</b>   | <b>8,709,135</b>   | <b>10,412,768</b> | <b>14,681,488</b> | <b>9,694,364</b>   | <b>9,092,208</b> | <b>16,646,364</b> | <b>12,915,619</b>  | <b>13,692,525</b> | <b>20,126,454</b> | <b>17,105,656</b>  | <b>14,420,176</b>  |                   |

|                        |                    |
|------------------------|--------------------|
| <b>Annual Forecast</b> | <b>1,708,693</b>   |
|                        | <b>2,730</b>       |
|                        | <b>(591,595)</b>   |
|                        | <b>64,018</b>      |
|                        | <b>(3,630,776)</b> |
|                        | <b>952,519</b>     |
|                        | <b>(3,000)</b>     |
|                        | <b>(2,015,550)</b> |
|                        | <b>(8,777,678)</b> |
|                        | <b>(2,285,642)</b> |

| Original Budget Total | Favorable / (Unfav.) |
|-----------------------|----------------------|
|                       |                      |

| Cert.      | Instr.    |
|------------|-----------|
| 76.0%      | 84.8%     |
| 22,568,938 | 2,982,855 |

| Pupil:Teacher Ratio |
|---------------------|
| 17.79               |

**CalOps Central Valley**

**Monthly Cash Flow/Forecast FY24-25**

Revised 4/28/25

ADA = 784.20



|                                  | Jul-24        | Aug-24         | Sep-24         | Oct-24           | Nov-24         | Dec-24           | Jan-25         | Feb-25           | Mar-25         | Apr-25         | May-25           | Jun-25         | Year-End Actuals | Annual Forecast   | Original Budget Total | Favorable / (Unfav.) |  |
|----------------------------------|---------------|----------------|----------------|------------------|----------------|------------------|----------------|------------------|----------------|----------------|------------------|----------------|------------------|-------------------|-----------------------|----------------------|--|
| <b>Revenues</b>                  |               |                |                |                  |                |                  |                |                  |                |                |                  |                |                  |                   | <b>ADA = 809.61</b>   |                      |  |
| <b>State Aid - Revenue Limit</b> |               |                |                |                  |                |                  |                |                  |                |                |                  |                |                  |                   |                       |                      |  |
| 8011                             |               | 442,068        | 442,068        | 795,722          | 795,722        | 795,722          | 795,722        | 795,722          | 606,012        | 606,011        | 606,011          | 606,011        | 1,951,504        | 9,236,295         | 7,789,392             | 1,438,963            |  |
| 8012                             |               |                |                | 406,815          |                |                  |                | 406,815          |                |                | 620,189          |                | (171,797)        | 1,762,012         | 3,002,510             | (1,740,488)          |  |
| 8019                             |               | (7,190)        |                |                  |                |                  |                |                  |                | (2,860)        | (2,860)          | (2,860)        | (2,860)          | (18,630)          |                       | (18,630)             |  |
| 8096                             |               |                |                | 126,787          |                | 78,022           | 89,611         |                  | 116,146        | 31,072         | 31,072           | 31,072         | 24,058           | 477,241           | 487,783               | (10,542)             |  |
|                                  |               | 434,878        | 442,068        | 1,329,324        | 795,722        | 873,744          | 834,733        | 1,302,537        | 722,158        | 634,223        | 1,254,412        | 634,223        | 1,800,905        | 10,956,928        | 11,289,624            | (330,696)            |  |
| <b>Federal Revenue</b>           |               |                |                |                  |                |                  |                |                  |                |                |                  |                |                  |                   |                       |                      |  |
| 8181                             |               |                |                |                  |                |                  |                |                  |                |                |                  |                | \$117,739        | 117,739           | 105,249               | 12,489               |  |
| 8290                             |               |                |                |                  |                | 56,653           |                | 1,740            |                |                |                  |                | 175,180          | 233,573           | 149,239               | 90,334               |  |
| 8291                             |               |                |                |                  | 7,582          |                  |                | 153              |                |                |                  |                | 29,203           | 30,938            | 22,752                | 8,186                |  |
| 8294                             |               |                |                |                  | 2,717          |                  |                | 2                |                |                |                  |                | 8,158            | 10,877            | 11,187                | (310)                |  |
| 8299                             |               |                |                |                  |                |                  |                | 60,221           |                |                |                  |                | 60,221           | 60,221            |                       | 60,221               |  |
|                                  |               |                |                |                  | 10,299         | 56,653           |                | 62,116           |                |                |                  |                | 324,280          | 453,347           | 282,427               | 170,920              |  |
| <b>Other State Revenue</b>       |               |                |                |                  |                |                  |                |                  |                |                |                  |                |                  |                   |                       |                      |  |
| 8311                             | 34,673        | 34,673         | 62,412         |                  | 62,412         | 62,412           | 124,824        |                  | 124,706        | 46,733         | 46,733           | 46,733         | 50,799           | 697,109           | 725,808               | (28,699)             |  |
| 8550                             |               |                |                |                  |                | 28,124           |                |                  |                |                |                  |                |                  | 28,124            | 28,252                | (128)                |  |
| 8560                             |               |                |                |                  |                | 50,056           |                |                  |                |                | 53,522           |                | 110,509          | 114,067           | 201,593               | 12,493               |  |
| 8598                             |               |                | 0              |                  | 6,543          | 1,653            |                |                  |                |                |                  |                |                  | 8,196             |                       | 8,196                |  |
| 8599                             |               | 3,328          | 3,328          | 5,990            | 5,990          | 5,990            | 5,990          | 5,990            |                | 4,362          | 4,362            | 4,362          | 15,104           | 64,793            | 516,137               | (451,344)            |  |
|                                  | 34,673        | 38,001         | 65,740         | 5,990            | 68,402         | 133,125          | 132,466        | 5,990            | 124,706        | 51,095         | 104,616          | 51,095         | 176,412          | 1,012,309         | 1,471,790             | (459,481)            |  |
| <b>Other Local Revenue</b>       |               |                |                |                  |                |                  |                |                  |                |                |                  |                |                  |                   |                       |                      |  |
| 8660                             | 26            | 28             | 63             | 51               | 2,328          | 90               | 98             | 2,363            | 106            |                |                  |                |                  | 5,154             |                       | 5,154                |  |
| 8690                             |               |                |                |                  |                | 2,025            |                |                  |                |                |                  |                |                  | 2,025             |                       | 2,025                |  |
|                                  | 26            | 28             | 63             | 51               | 2,328          | 2,115            | 98             | 2,363            | 106            |                |                  |                |                  | 7,178             |                       | 7,178                |  |
| <b>Total Revenue</b>             | <b>34,699</b> | <b>472,907</b> | <b>507,871</b> | <b>1,335,365</b> | <b>876,751</b> | <b>1,085,636</b> | <b>967,297</b> | <b>1,273,005</b> | <b>846,970</b> | <b>685,318</b> | <b>1,359,028</b> | <b>685,318</b> | <b>2,301,597</b> | <b>12,431,762</b> | <b>13,043,641</b>     | <b>(612,079)</b>     |  |
| <b>Expenses</b>                  |               |                |                |                  |                |                  |                |                  |                |                |                  |                |                  |                   |                       |                      |  |
| <b>Certificated Salaries</b>     |               |                |                |                  |                |                  |                |                  |                |                |                  |                |                  |                   |                       |                      |  |
| 1100                             | 339,387       | 338,108        | 316,679        | 312,163          | 314,507        | 315,064          | 346,466        | 344,768          | 346,277        | 329,472        | 329,472          | 329,472        |                  | 3,946,835         | 3,424,653             | (522,181)            |  |
| 1175                             | 15,105        | 13,827         | 741,300        | 19,475           | 14,255         | 15,294           | 18,549         | 19,841           | 21,019         | 18,624         | 18,624           | 18,624         |                  | 976,538           | 1,017,134             | 88,596               |  |
| 1200                             | 41,368        | 45,680         | 128,432        | 44,561           | 42,000         | 42,353           | 48,424         | 43,794           | 45,513         | 44,982         | 44,982           | 44,982         |                  | 617,073           | 369,894               | (247,179)            |  |
| 1300                             | 31,106        | 36,957         | 104,426        | 31,833           | 36,731         | 36,862           | 40,411         | 40,448           | 39,493         | 33,160         | 33,160           | 33,160         |                  | 497,746           | 472,557               | (25,089)             |  |
|                                  | 410,966       | 434,572        | 1,290,838      | 402,030          | 407,494        | 410,574          | 453,851        | 448,852          | 452,302        | 426,238        | 426,238          | 426,238        |                  | 5,990,192         | 5,284,338             | (705,854)            |  |
| <b>Classified Salaries</b>       |               |                |                |                  |                |                  |                |                  |                |                |                  |                |                  |                   |                       |                      |  |
| 2100                             |               |                |                |                  |                |                  |                |                  |                |                |                  |                |                  |                   | 25,301                | 25,301               |  |
| 2200                             | 1,198         | 1,198          | 4,066          | 1,198            | 1,198          | 1,198            | 1,318          | 1,318            | 1,318          | 1,927          | 1,927            | 1,927          |                  | 19,292            |                       | (19,792)             |  |
| 2300                             | 13,394        | 13,394         | 44,895         | 13,308           | 8,325          | 8,293            | 9,123          | 9,125            | 7,880          | 13,974         | 13,974           | 13,974         |                  | 169,661           | 72,893                | (96,768)             |  |
| 2400                             | 5,318         | 5,900          | 17,145         | 6,854            | 6,371          | 6,328            | 7,125          | 9,086            | 10,372         | 9,676          | 9,676            | 9,676          |                  | 103,479           | 22,538                | (80,941)             |  |
|                                  | 19,910        | 20,492         | 66,106         | 21,362           | 15,895         | 15,819           | 17,566         | 19,479           | 19,570         | 25,578         | 25,578           | 25,578         |                  | 292,932           | 120,732               | (172,200)            |  |
| <b>Benefits</b>                  |               |                |                |                  |                |                  |                |                  |                |                |                  |                |                  |                   |                       |                      |  |
| 3101                             | 71,715        | 73,990         | 105,914        | 70,074           | 70,650         | 70,868           | 78,145         | 77,932           | 78,823         | 83,645         | 83,645           | 83,645         |                  | 949,045           | 1,009,309             | 60,263               |  |
| 3301                             | 2,678         | 2,873          | 9,350          | 2,628            | 2,327          | 2,548            | 3,271          | 3,255            | 2,663          | 1,662          | 1,662            | 1,662          |                  | 36,578            | 5,198                 | (31,380)             |  |
| 3311                             | 6,042         | 11,800         | 19,462         | 5,932            | 5,918          | 5,961            | 5,593          | 6,545            | 6,595          | 6,737          | 6,737            | 6,737          |                  | 95,049            | 77,791                | (17,258)             |  |
| 3401                             | (2,889)       | 94,655         | 31,622         | 61,233           | 30,647         | 62,220           | 41,935         | 48,730           | 58,969         | 54,920         | 54,920           | 54,920         |                  | 591,883           | 611,207               | 19,324               |  |
| 3501                             | 161           | 377            | 323            | 52               | 73             | 3,875            | 396            | 314              |                | 5,134          | 5,134            | 5,134          |                  | 26,153            | 237,853               | 211,700              |  |
| 3601                             | 7,838         | (402)          |                | 5,465            |                |                  | 6,111          | 9,630            |                | 6,505          | 6,505            | 6,505          |                  | 46,157            | 75,109                | 26,951               |  |
| 3901                             | 13,138        | 26,298         | 35,043         | 13,723           | 13,353         | 13,422           | 15,352         | 16,099           | 19,314         | 12,862         | 12,862           | 12,862         |                  | 200,378           | 42,895                | (157,483)            |  |
|                                  | 98,683        | 209,591        | 201,713        | 159,097          | 122,968        | 160,198          | 155,281        | 162,588          | 162,678        | 171,465        | 171,465          | 171,465        |                  | 1,947,193         | 2,059,361             | 112,168              |  |
| <b>Books and Supplies</b>        |               |                |                |                  |                |                  |                |                  |                |                |                  |                |                  |                   |                       |                      |  |
| 4100                             | 3,988         | 35,594         | 11,799         | 18,525           | 1,159          | 13,824           | 160            | 5,277            | 6,352          | 934            | 934              | 934            |                  | 99,479            | 85,000                | (14,479)             |  |
| 4200                             |               |                |                |                  |                |                  |                |                  |                | 426            | 426              | 426            |                  | 1,278             | 617,400               | 616,122              |  |
| 4302                             | 31,520        | 370            | 233            | 4,417            | 212            | (62)             | 206            | 18               | 2,771          | 13,739         | 31,365           | 31,365         |                  | 116,154           | 9,600                 | (106,554)            |  |
| 4305                             | 112,773       | 28,137         | 9,144          | 19,214           | 5,499          | 4,582            | 259            | (1,290)          | 52,875         | 25,814         | 25,814           | 25,814         |                  | 108,697           | 734,400               | 425,703              |  |
| 4310                             | 183           | 889            | 12,691         | 5,479            | 3,370          | 1,494            | 1,014          | 6,084            | 3,359          | (113)          | (113)            | (113)          |                  | 14,178            | 19,200                | (14,978)             |  |
| 4311                             |               | 1,335          | 82             | 9                | 412            | 4                | (5)            | 318              | 121            | 807            | 807              | 807            |                  | 4,697             | 5,800                 | 1,103                |  |
| 4400                             | 436           | 2,306          | 369            | (51)             | 39,431         | 4,528            | 672            | 6,459            | 35,719         |                |                  | 228,905        |                  | 318,775           | 486,200               | 167,425              |  |
|                                  | 148,901       | 68,632         | 34,278         | 47,594           | 50,082         | 24,371           | 2,307          | 16,925           | 201,191        | 41,607         | 59,233           | 288,138        |                  | 883,257           | 1,957,500             | 1,074,243            |  |



**CalOps Central Valley**

**Monthly Cash Flow/Forecast FY24-25**

Revised 4/28/25

ADA = 784.20

|   |                                | Jul-24    | Aug-24    | Sep-24      | Oct-24  | Nov-24  | Dec-24  | Jan-25  | Feb-25  | Mar-25   | Apr-25    | May-25  | Jun-25    | Year-End Accruals | Annual Forecast | Original Budget Total | Favorable / (Unfav.) |
|---|--------------------------------|-----------|-----------|-------------|---------|---------|---------|---------|---------|----------|-----------|---------|-----------|-------------------|-----------------|-----------------------|----------------------|
| <b>Subagreement Services</b>                |                                |           |           |             |         |         |         |         |         |          |           |         |           |                   |                 |                       |                      |
| 5102  | Special Education              |           | 642       | 5,988       | 6,889   | 27,642  | 57,731  | 90,334  | 130,205 | 88,063   | 122,438   | 122,438 | 122,438   | -                 | 774,207         | 847,400               | 73,193               |
| 5103  | Substitute Teacher             |           |           |             |         |         |         |         |         | 205      | 218       | 218     | 218       | -                 | 860             | 20,300                | 19,440               |
| 5105  | Security                       |           |           | 107         |         |         |         |         | 38      | 38       | 38        | 38      |           | -                 | 297             | -                     | (297)                |
| 5106  | Other Educational Consultants  | 3,920     | (3,920)   |             |         | (3,109) |         |         |         |          | 559       | 1,275   | 1,275     | -                 | -               | 793,200               | 793,200              |
| 5107  | Instructional Services         |           |           |             |         |         |         |         |         |          |           |         |           | -                 | -               | 24,300                | 24,300               |
|   |                                | 3,920     | (3,278)   | 5,495       | 6,889   | 24,534  | 57,731  | 90,334  | 130,243 | 88,306   | 123,252   | 123,969 | 123,969   | -                 | 775,364         | 1,685,200             | 909,836              |
| <b>Operations and Housekeeping</b>          |                                |           |           |             |         |         |         |         |         |          |           |         |           |                   |                 |                       |                      |
| 5201  | Auto and Travel                | 86        | 11,068    | 57,930      | 2,295   | 2,023   | 44      |         | 1,229   | 1,444    | 3,315     | 3,315   | 3,315     | -                 | 81,065          | 500                   | (80,565)             |
| 5300  | Dues & Memberships             |           | 27,368    | 1,389       | 177     | 8,755   | 4,389   | 4,918   | 10,169  | 8,957    | 6,502     | 6,502   | 6,502     | -                 | 85,827          | 19,500                | (66,327)             |
| 5400  | Insurance                      | 537       | 3,687     | 1,640       |         | 8,212   | 1,760   | 1,760   | 1,956   | 5,261    | 1,542     | 1,542   | 1,542     | -                 | 29,818          | 14,900                | (14,518)             |
| 5501  | Utilities                      |           |           |             |         | 26      |         |         |         | 24       | 43        | 43      | 43        | -                 | 179             | 600                   | 421                  |
| 5502  | Janitorial Services            |           | 255       | (11)        |         |         |         |         |         |          | 233       | 233     | 233       | -                 | 944             | 1,200                 | 256                  |
| 5516  | Miscellaneous Expense          |           |           |             |         | 34      | 4       |         |         |          | 27        | 27      | 27        | -                 | 120             | -                     | (120)                |
| 5900  | Communications                 | 627       | 535       | 578         | 477     | 354     | 3,033   | 534     | 939     | 2,336    | 1,297     | 1,297   | 1,297     | 44,394            | 57,698          | 2,400                 | (55,298)             |
| 5901  | Postage and Shipping           | 1         | 394       |             | 62      | 4       |         |         | 2       | 27       | 419       | 419     | 419       | -                 | 1,746           | 27,000                | 25,254               |
|   |                                | 1,250     | 43,306    | 56,726      | 3,013   | 19,408  | 9,230   | 7,212   | 14,273  | 18,049   | 13,379    | 13,379  | 13,379    | 44,394            | 256,998         | 66,100                | (190,898)            |
| <b>Facilities, Repairs and Other Leases</b> |                                |           |           |             |         |         |         |         |         |          |           |         |           |                   |                 |                       |                      |
| 5601  | Rent                           |           |           |             |         | 17,566  | 3,533   | 3,915   | 3,915   | 3,915    | 3,719     | 3,719   | 3,719     | -                 | 44,005          | 8,200                 | (35,805)             |
| 5602  | Additional Rent                |           | 194       |             |         | 1,791   | 1,944   | 847     | 3,293   | 1,624    | 3,129     | 3,129   | 3,129     | -                 | 19,320          | 11,200                | (8,120)              |
| 5603  | Equipment Leases               |           |           |             |         |         |         |         |         |          | 266       | 266     | 266       | -                 | 799             | 2,500                 | 1,701                |
| 5604  | Other Leases                   |           |           | 13,395      |         | 646     | (71)    |         |         | 215      | 1,161     | 1,161   | 1,161     | -                 | 17,668          | 16,100                | (1,568)              |
| 5610  | Repairs and Maintenance        |           | 125       |             |         |         |         |         |         |          | 355       | 355     | 355       | -                 | 1,150           | 400                   | (750)                |
|   |                                |           | 259       | 13,395      |         | 20,009  | 5,406   | 4,763   | 7,510   | 5,755    | 8,630     | 8,630   | 8,630     | -                 | 82,981          | 38,400                | (44,581)             |
| <b>Professional/Consulting Services</b>     |                                |           |           |             |         |         |         |         |         |          |           |         |           |                   |                 |                       |                      |
| 5801  | IT                             | 36,456    |           |             | 6,615   | 3,011   |         | 5,422   | 10,441  |          | 7,777     | 7,777   | 7,777     | -                 | 85,276          | 552,900               | 467,624              |
| 5802  | Audit & Taxes                  |           |           |             |         | 3,057   | 2,322   |         |         | 3,469    |           |         |           | -                 | 8,848           | 62,400                | 53,552               |
| 5803  | Legal                          |           | 1,427     | 1,380       | 1,668   | 1,137   | 1,079   | 835     | 39      | 3,005    | 2,002     | 2,002   | 2,002     | -                 | 16,574          | 7,800                 | (8,774)              |
| 5804  | Professional Development       | 868       | 1,595     | 4,846       | 1,791   | 872     | 2,912   | 3,261   | 1,332   | 582      | 1,417     | 1,417   | 1,417     | -                 | 22,310          | 110,300               | 87,990               |
| 5805  | General Consulting             | 2,080     | 2,155     | 1,813       | 3,366   | 2,738   | 6,224   | 868     | (3,044) | 4,683    | 1,591     | 1,591   | 1,591     | -                 | 25,658          | 174,020               | 148,362              |
| 5806  | Special Activities/Field Trips | 22        | 185       | 350         | 6,489   | 87      | (40)    | 6       | 386     | 3,658    | 6,991     | 15,961  | 15,961    | -                 | 50,005          | 28,039                | (21,966)             |
| 5807  | Bank Charges                   |           |           |             |         |         |         |         |         |          | 31        | 31      | 31        | -                 | 93              | 1,100                 | 1,007                |
| 5808  | Printing                       |           |           |             | 2       |         | 55      |         |         |          | 0         | 0       | 0         | -                 | 58              | 300                   | 242                  |
| 5809  | Other taxes and fees           |           | 29        | 398         | 420     | 379     | 387     | 426     | 1,331   | 1        | 469       | 469     | 469       | -                 | 4,777           | 8,100                 | 3,323                |
| 5810  | Payroll Service Fee            |           |           | 1,046       |         |         |         |         | 1,158   | (6,364)  | 61        | 61      | 61        | -                 | (3,976)         |                       | 3,976                |
| 5811  | Management Fee                 | 20,338    | 20,753    | 21,739      | 21,739  | 21,739  | 21,739  | 17,743  | 19,517  | 19,517   | 20,720    | 20,720  | 20,720    | 1,693             | 248,635         | 260,877               | 12,242               |
| 5812  | District Oversight Fee         |           |           |             |         |         |         |         | (1,158) | 1,158    | 6,342     | 12,544  | 6,342     | 84,360            | 105,589         | 112,896               | 3,307                |
| 5814  | SPED Encroachment              | 501       | 501       | 901         |         | 901     | 901     | 901     |         |          | 1,402     | 1,402   | 1,402     | 15,633            | 24,445          |                       | (24,445)             |
| 5815  | Public Relations/Recruitment   |           | 3,525     | 9,937       | 11,157  | 822     | 893     | 853     | 5,033   | 986      | 5,385     | 5,385   | 5,385     | 22,997            | 71,459          | 135,900               | 63,441               |
|   |                                | 50,265    | 30,169    | 42,410      | 53,196  | 34,742  | 36,471  | 30,415  | 35,033  | 30,695   | 54,190    | 69,361  | 63,159    | 124,644           | 664,751         | 1,454,632             | 789,881              |
| <b>Depreciation</b>                         |                                |           |           |             |         |         |         |         |         |          |           |         |           |                   |                 |                       |                      |
|   |                                |           |           |             |         |         |         |         |         |          |           |         |           |                   |                 |                       |                      |
| <b>Interest</b>                             |                                |           |           |             |         |         |         |         |         |          |           |         |           |                   |                 |                       |                      |
|   |                                |           |           |             |         |         |         |         |         |          |           |         |           |                   |                 |                       |                      |
| <b>Total Expenses</b>                       |                                | 743,895   | 803,743   | 1,710,961   | 693,178 | 695,126 | 719,801 | 761,729 | 834,904 | 878,546  | 864,339   | 897,853 | 1,120,556 | 169,037           | 10,893,669      | 12,666,264            | 1,772,595            |
| <b>Monthly Surplus (Deficit)</b>            |                                | (705,197) | (330,836) | (1,203,050) | 642,187 | 181,625 | 365,835 | 205,568 | 438,101 | (31,526) | (179,021) | 461,175 | (435,238) | 2,132,560         | 1,538,094       | 377,578               | 1,160,516            |



**CalOps Central Valley**

**Monthly Cash Flow/Forecast FY24-25**

Revised 4/28/25

ADA = 784.20

**Cash Flow Adjustments**

|                                      | Jul-24           | Aug-24           | Sep-24           | Oct-24           | Nov-24           | Dec-24           | Jan-25             | Feb-25           | Mar-25           | Apr-25             | May-25           | Jun-25           | Year-End Accruals |
|--------------------------------------|------------------|------------------|------------------|------------------|------------------|------------------|--------------------|------------------|------------------|--------------------|------------------|------------------|-------------------|
| Monthly Surplus (Deficit)            | (709,197)        | (330,836)        | (1,203,090)      | 642,187          | 181,625          | 365,835          | 205,568            | 488,101          | (31,576)         | (179,021)          | 461,175          | (435,238)        | 2,132,560         |
| Cash flows from operating activities |                  |                  |                  |                  |                  |                  |                    |                  |                  |                    |                  |                  |                   |
| Depreciation/Amortization            | -                | -                | -                | -                | -                | -                | -                  | -                | -                | -                  | -                | -                | -                 |
| Public Funding Receivables           | 40,923           | 2,484,946        | 114,566          | 55,662           | (826,507)        | 816,030          | -                  | (1,224,943)      | 637,062          | -                  | -                | -                | (2,301,597)       |
| Grants and Contributions Rec.        | -                | -                | -                | -                | -                | -                | -                  | -                | (97)             | -                  | -                | -                | -                 |
| Due To/From Related Parties          | 777,812          | 854,278          | 1,693,550        | (489,333)        | 694,101          | 664,810          | (1,435,739)        | 746,264          | 869,374          | (2,989,928)        | -                | -                | -                 |
| Prepaid Expenses                     | 113,115          | 15,902           | -                | (5,089)          | 39,167           | (2,544)          | (595)              | (1,297)          | (17,169)         | -                  | -                | -                | -                 |
| Other Assets                         | -                | -                | -                | -                | -                | -                | -                  | -                | -                | -                  | -                | -                | -                 |
| Accounts Payable                     | (150,964)        | 109,937          | 9,589            | (105,903)        | -                | 21,246           | (21,246)           | 5                | 15,706           | -                  | -                | -                | 169,037           |
| Accrued Expenses                     | (400)            | (1,562,640)      | -                | -                | (152,803)        | -                | -                  | -                | -                | -                  | -                | -                | -                 |
| Other Liabilities                    | -                | -                | -                | -                | -                | -                | -                  | -                | -                | -                  | -                | -                | -                 |
| Deferred Revenue                     | -                | 29,703           | 7,932            | 12,236           | 12,236           | 12,235           | 12,236             | (47,985)         | 2,815            | 12,237             | 12,237           | 12,237           | -                 |
| Cash flows from investing activities |                  |                  |                  |                  |                  |                  |                    |                  |                  |                    |                  |                  |                   |
| Purchases of Prop. And Equip.        | -                | -                | -                | -                | -                | -                | -                  | -                | -                | -                  | -                | -                | -                 |
| Notes Receivable                     | -                | -                | -                | -                | -                | -                | -                  | -                | -                | -                  | -                | -                | -                 |
| Cash flows from financing activities |                  |                  |                  |                  |                  |                  |                    |                  |                  |                    |                  |                  |                   |
| Proceeds from Factoring              | -                | -                | -                | -                | -                | -                | -                  | -                | -                | -                  | -                | -                | -                 |
| Payments on Factoring                | -                | -                | -                | -                | -                | -                | -                  | -                | -                | -                  | -                | -                | -                 |
| Proceeds/(Payments) on Debt          | -                | -                | -                | -                | -                | -                | -                  | -                | -                | -                  | -                | -                | -                 |
| <b>Total Change in Cash</b>          | <b>71,289</b>    | <b>1,601,289</b> | <b>622,547</b>   | <b>99,760</b>    | <b>(52,181)</b>  | <b>1,877,612</b> | <b>(1,239,775)</b> | <b>(89,855)</b>  | <b>1,476,115</b> | <b>(9,156,712)</b> | <b>473,412</b>   | <b>(423,001)</b> |                   |
| Cash, Beginning of Month             | 3,261,008        | 3,332,297        | 4,933,587        | 5,556,134        | 5,655,894        | 5,609,712        | 7,481,325          | 5,241,550        | 6,151,695        | 7,627,810          | 4,471,098        | 4,944,511        |                   |
| <b>Cash, End of Month</b>            | <b>3,332,297</b> | <b>4,933,587</b> | <b>5,556,134</b> | <b>5,655,894</b> | <b>5,603,712</b> | <b>7,481,325</b> | <b>6,241,550</b>   | <b>6,151,695</b> | <b>7,627,810</b> | <b>4,471,098</b>   | <b>4,944,511</b> | <b>4,521,509</b> |                   |

|                        |             |
|------------------------|-------------|
| <b>Annual Forecast</b> | 1,538,094   |
|                        | (203,858)   |
|                        | 1,375,189   |
|                        | 141,490     |
|                        | 47,407      |
|                        | (1,715,843) |
|                        | 78,119      |

| Original Budget Total | Favorable / (Unfav.) |
|-----------------------|----------------------|
| 3,684,013             | (332,493)            |

| Cert.     | Instr.    |
|-----------|-----------|
| 89.6%     | 77.3%     |
| 3,684,013 | (332,493) |

| Pupil:Teacher Ratio |
|---------------------|
| 18.69               |

**CalOps NorCal**

**Monthly Cash Flow/Forecast FY24-25**

Revised 4/28/2025

ADA = 1535.18



|  | Jul-24        | Aug-24         | Sep-24         | Oct-24           | Nov-24           | Dec-24           | Jan-25           | Feb-25           | Mar-25           | Apr-25           | May-25         | Jun-25         | Year-End Accruals | Annual Forecast   | Original Budget Total | Favorable / (Unfav.) |         |         |           |           |           |           |           |           |         |         |         |         |           |            |            |             |  |        |        |         |        |        |        |        |        |        |        |        |        |         |         |         |           |  |         |         |         |         |         |         |         |         |         |         |         |         |           |           |           |          |  |         |         |        |        |         |        |       |        |         |         |         |         |  |           |           |           |                      |               |                |                |                  |                  |                  |                  |                  |                  |                  |                |                |                  |                   |                   |                    |  |  |  |  |  |  |  |  |  |  |  |  |  |  |  |  |  |         |         |           |         |         |         |         |         |         |         |         |         |  |            |            |           |  |        |        |         |        |        |        |        |        |        |        |        |        |  |         |         |           |  |         |         |         |         |         |         |         |         |         |         |         |         |  |           |           |         |  |         |         |        |        |         |        |       |        |         |         |         |         |  |           |           |           |
|--|---------------|----------------|----------------|------------------|------------------|------------------|------------------|------------------|------------------|------------------|----------------|----------------|-------------------|-------------------|-----------------------|----------------------|---------|---------|-----------|-----------|-----------|-----------|-----------|-----------|---------|---------|---------|---------|-----------|------------|------------|-------------|--|--------|--------|---------|--------|--------|--------|--------|--------|--------|--------|--------|--------|---------|---------|---------|-----------|--|---------|---------|---------|---------|---------|---------|---------|---------|---------|---------|---------|---------|-----------|-----------|-----------|----------|--|---------|---------|--------|--------|---------|--------|-------|--------|---------|---------|---------|---------|--|-----------|-----------|-----------|----------------------|---------------|----------------|----------------|------------------|------------------|------------------|------------------|------------------|------------------|------------------|----------------|----------------|------------------|-------------------|-------------------|--------------------|--|--|--|--|--|--|--|--|--|--|--|--|--|--|--|--|--|---------|---------|-----------|---------|---------|---------|---------|---------|---------|---------|---------|---------|--|------------|------------|-----------|--|--------|--------|---------|--------|--------|--------|--------|--------|--------|--------|--------|--------|--|---------|---------|-----------|--|---------|---------|---------|---------|---------|---------|---------|---------|---------|---------|---------|---------|--|-----------|-----------|---------|--|---------|---------|--------|--------|---------|--------|-------|--------|---------|---------|---------|---------|--|-----------|-----------|-----------|
| <p><b>Revenues</b></p> <p><b>State Aid - Revenue Limit</b></p> <p>8011 LCFF State Aid - 769,844 769,844 1,385,720 1,385,720 1,385,720 1,385,720 1,385,720 1,385,720 847,142 847,141 847,141 847,141 3,075,421 16,932,274 12,762,207 4,170,067</p> <p>8012 Education Protection Account - 871,945 871,945 - - - - 871,945 - - - - - (1,722,437) 28,604 6,406,835 (6,378,231)</p> <p>8019 State Aid - Prior Year - - - - - - - - - 15,477 15,477 15,477 15,477 77,385 - - 77,385</p> <p>8096 In Lieu of Property Taxes - - - - - - - - - - - - - 2,718,681 2,718,681 2,920,439 (201,758)</p> <tr> <td></td> <td></td> <td>769,844</td> <td>769,844</td> <td>2,257,665</td> <td>1,385,720</td> <td>1,385,720</td> <td>2,257,665</td> <td>1,385,720</td> <td>862,619</td> <td>869,769</td> <td>862,618</td> <td>862,618</td> <td>6,081,142</td> <td>19,756,944</td> <td>22,089,481</td> <td>(2,332,537)</td> </tr> <p><b>Federal Revenue</b></p> <p>8181 Special Education - Entitlement - - - - - - - - - - - - - 248,193 248,193 226,058 22,135</p> <p>8290 Title I, Part A - Basic Low Income - - - 79,891 - - - 2,464 - - - - - - - 246,883 329,178 236,916 92,262</p> <p>8291 Title II, Part A - Teacher Quality - - - 13,205 - - - 223 - - - - - - - 40,284 53,712 45,289 8,423</p> <p>8294 Title IV - - - 4,466 - - - - - - - - - - - 13,396 17,862 18,901 (1,039)</p> <p>8299 Prior Year Federal Revenue - - - - - - - - - 58,632 - - - - - 58,632 - - 58,632</p> <tr> <td></td> <td></td> <td></td> <td></td> <td></td> <td>97,498</td> <td></td> <td>2,691</td> <td>58,632</td> <td></td> <td></td> <td></td> <td></td> <td>548,756</td> <td>708,577</td> <td>527,164</td> <td>181,413</td> </tr> <p><b>Other State Revenue</b></p> <p>8311 State Special Education 74,812 74,812 134,662 - - - 134,662 269,324 - - - 269,114 88,417 88,417 88,417 146,651 1,501,949 1,558,911 (54,962)</p> <p>8550 Mandated Cost - - - - - - - 63,837 - - - - - - - - - 63,837 63,837 1,798</p> <p>8560 State Lottery - - - - - - - 308,710 - - - - - - - - - 191,740 419,101 432,987 (13,886)</p> <p>8598 Prior Year Revenue - - - 151 3,485 - - - 26,611 - - - (6,711) (52) - - - 19,334 23,484 - - 23,484</p> <p>8599 Other State Revenue - - 7,179 7,179 12,922 12,922 12,922 12,922 8,234 8,234 8,234 8,234 855,804 967,708 927,812 39,897</p> <tr> <td></td> <td>74,812</td> <td>81,991</td> <td>141,992</td> <td>16,407</td> <td>147,584</td> <td>346,742</td> <td>282,246</td> <td>6,211</td> <td>277,296</td> <td>215,302</td> <td>96,651</td> <td>96,651</td> <td>1,194,196</td> <td>2,978,080</td> <td>2,961,749</td> <td>(16,331)</td> </tr> <p><b>Other Local Revenue</b></p> <p>8660 Interest Revenue - - 19,971 17 - - - 13,263 - - - 12,062 - - - 2,680 2,680 2,680 - - 2,680</p> <p>8690 Other Local Revenue - - - - - - - 4,350 - - - - - - - - - 4,350 4,350 (27,810)</p> <p>8699 School Fundraising - - - - - - - - - - - - - 316 316 - - - 633 3,259 (2,626)</p> <tr> <td></td> <td></td> <td>19,971</td> <td>17</td> <td></td> <td>13,263</td> <td>4,350</td> <td></td> <td>12,062</td> <td></td> <td>2,996</td> <td>2,996</td> <td>2,680</td> <td></td> <td>58,336</td> <td>35,419</td> <td>(22,817)</td> </tr> <tr> <td><b>Total Revenue</b></td> <td><b>74,812</b></td> <td><b>871,806</b></td> <td><b>911,853</b></td> <td><b>2,274,072</b></td> <td><b>1,644,065</b></td> <td><b>1,736,812</b></td> <td><b>2,542,602</b></td> <td><b>1,462,625</b></td> <td><b>1,139,915</b></td> <td><b>1,088,067</b></td> <td><b>962,265</b></td> <td><b>961,949</b></td> <td><b>7,831,093</b></td> <td><b>23,501,936</b></td> <td><b>25,633,812</b></td> <td><b>(2,164,036)</b></td> </tr> <tr> <td colspan="16"> <p><b>Expenses</b></p> <p><b>Certificated Salaries</b></p> <p>1100 Teachers' Salaries 679,112 692,515 685,025 655,541 660,464 663,744 693,125 689,595 692,626 677,626 677,626 677,626 - - - 8,124,567 7,378,892 (745,675)</p> <p>1175 Teachers' Extra Duty/Stipends 31,719 29,035 1,556,730 28,296 29,935 32,116 37,104 39,683 42,038 38,305 38,305 38,305 - - - 1,941,570 2,191,557 249,987</p> <p>1200 Pupil Support Salaries 86,872 95,586 269,706 93,577 88,200 88,941 96,848 97,589 91,026 92,516 92,516 92,516 - - - 1,175,891 796,988 (478,903)</p> <p>1300 Administrators' Salaries 65,323 77,609 219,295 66,846 77,136 77,411 80,823 80,897 78,987 68,200 68,200 68,200 - - - 1,028,925 1,018,406 (10,520)</p> <tr> <td></td> <td>863,026</td> <td>894,745</td> <td>2,710,757</td> <td>844,260</td> <td>855,734</td> <td>862,212</td> <td>907,900</td> <td>897,703</td> <td>904,677</td> <td>876,646</td> <td>876,646</td> <td>876,646</td> <td></td> <td>12,370,954</td> <td>11,385,843</td> <td>(985,111)</td> </tr> <p><b>Classified Salaries</b></p> <p>2100 Instructional Salaries - - - - - - - 2,516 2,516 2,516 2,636 2,636 2,635 3,964 3,964 3,964 - - - 40,917 54,514 54,514</p> <p>2200 Support Salaries 2,516 2,516 8,539 2,516 2,516 2,516 2,636 2,636 2,635 3,964 3,964 3,964 - - - 40,917 - - (40,917)</p> <p>2300 Classified Administrators' Salaries 28,126 28,126 94,279 27,950 17,483 17,415 18,245 18,250 15,760 28,741 28,741 28,741 - - - 351,859 157,059 (194,801)</p> <p>2400 Clerical and Office Staff Salaries 11,169 12,391 36,005 14,394 13,380 13,288 14,250 18,073 20,744 19,901 19,901 19,901 - - - 213,396 48,561 (164,834)</p> <tr> <td></td> <td>41,811</td> <td>49,033</td> <td>138,823</td> <td>44,860</td> <td>33,379</td> <td>33,220</td> <td>35,131</td> <td>38,958</td> <td>39,138</td> <td>52,606</td> <td>52,606</td> <td>52,606</td> <td></td> <td>606,171</td> <td>260,134</td> <td>(346,037)</td> </tr> <p><b>Benefits</b></p> <p>3101 STRS 150,602 155,379 222,418 147,154 148,363 148,821 156,321 155,865 157,647 171,325 171,325 171,325 - - - 1,956,546 2,174,696 218,150</p> <p>3301 DASDI 5,624 6,093 19,634 5,519 4,887 5,351 6,542 6,510 6,325 3,397 3,397 3,397 - - - 75,615 11,200 (64,415)</p> <p>3311 Medicare 12,687 24,780 40,869 12,435 12,428 12,518 13,189 13,090 13,190 13,798 13,798 13,798 - - - 196,581 167,612 (28,969)</p> <p>3401 Health and Welfare (5,746) 203,973 68,590 132,200 66,908 134,368 83,866 97,458 117,836 112,955 112,955 112,955 - - - 1,237,917 1,301,851 63,934</p> <p>3501 State Unemployment 338 791 678 108 156 10,878 7,759 792 628 5,141 5,141 5,141 - - - 37,545 238,630 201,085</p> <p>3601 Workers' Compensation 15,616 857 - - 11,476 - - 12,222 19,261 - - - 13,322 13,322 13,322 - - - 96,399 161,832 62,439</p> <p>3901 Other Benefits 27,589 55,225 73,589 28,819 28,041 28,185 30,711 32,198 30,630 26,342 26,342 26,342 - - - 414,013 92,422 (321,591)</p> <tr> <td></td> <td>206,710</td> <td>447,047</td> <td>425,777</td> <td>337,711</td> <td>260,383</td> <td>340,121</td> <td>310,605</td> <td>325,174</td> <td>325,256</td> <td>346,280</td> <td>346,280</td> <td>346,280</td> <td></td> <td>4,017,615</td> <td>4,148,243</td> <td>130,627</td> </tr> <p><b>Books and Supplies</b></p> <p>4100 Textbooks and Core Materials 8,374 74,748 24,778 38,902 2,433 29,011 321 10,553 12,704 1,921 1,921 1,921 - - - 207,807 222,400 14,793</p> <p>4200 Books and Reference Materials - - - - - - - 876 - - - 876 876 876 - - - 1,628 1,739,800 1,737,172</p> <p>4302 School Supplies 66,421 1,303 1,018 7,899 455 (133) 1,668 36 5,589 51,566 51,566 51,566 - - - 338,894 14,900 (223,994)</p> <p>4305 Software 241,562 44,225 19,203 40,349 11,548 8,969 631 (2,460) 105,750 53,092 53,092 53,092 - - - 629,055 1,682,300 1,053,245</p> <p>4310 Office Expense 1,941 2,391 27,264 11,564 7,236 3,481 2,678 12,615 7,074 - - - - - - - 76,244 54,500 (21,744)</p> <p>4311 Business Meals - 3,308 325 883 1,012 9 (9) 515 298 - - - 1,660 1,660 1,660 - - - 11,722 14,700 3,478</p> <p>4400 Noncapitalized Equipment 916 4,843 776 (1,009) 84,679 9,509 1,394 12,917 71,437 - - - 470,790 - - - 657,151 340,500 (316,551)</p> <tr> <td></td> <td>319,214</td> <td>130,719</td> <td>73,364</td> <td>99,428</td> <td>107,363</td> <td>50,866</td> <td>6,683</td> <td>94,176</td> <td>202,852</td> <td>109,115</td> <td>109,115</td> <td>579,905</td> <td></td> <td>1,832,800</td> <td>4,069,200</td> <td>2,246,400</td> </tr> </td></tr> |               |                |                |                  |                  |                  |                  |                  |                  |                  |                |                |                   |                   |                       |                      |         | 769,844 | 769,844   | 2,257,665 | 1,385,720 | 1,385,720 | 2,257,665 | 1,385,720 | 862,619 | 869,769 | 862,618 | 862,618 | 6,081,142 | 19,756,944 | 22,089,481 | (2,332,537) |  |        |        |         |        | 97,498 |        | 2,691  | 58,632 |        |        |        |        | 548,756 | 708,577 | 527,164 | 181,413   |  | 74,812  | 81,991  | 141,992 | 16,407  | 147,584 | 346,742 | 282,246 | 6,211   | 277,296 | 215,302 | 96,651  | 96,651  | 1,194,196 | 2,978,080 | 2,961,749 | (16,331) |  |         | 19,971  | 17     |        | 13,263  | 4,350  |       | 12,062 |         | 2,996   | 2,996   | 2,680   |  | 58,336    | 35,419    | (22,817)  | <b>Total Revenue</b> | <b>74,812</b> | <b>871,806</b> | <b>911,853</b> | <b>2,274,072</b> | <b>1,644,065</b> | <b>1,736,812</b> | <b>2,542,602</b> | <b>1,462,625</b> | <b>1,139,915</b> | <b>1,088,067</b> | <b>962,265</b> | <b>961,949</b> | <b>7,831,093</b> | <b>23,501,936</b> | <b>25,633,812</b> | <b>(2,164,036)</b> | <p><b>Expenses</b></p> <p><b>Certificated Salaries</b></p> <p>1100 Teachers' Salaries 679,112 692,515 685,025 655,541 660,464 663,744 693,125 689,595 692,626 677,626 677,626 677,626 - - - 8,124,567 7,378,892 (745,675)</p> <p>1175 Teachers' Extra Duty/Stipends 31,719 29,035 1,556,730 28,296 29,935 32,116 37,104 39,683 42,038 38,305 38,305 38,305 - - - 1,941,570 2,191,557 249,987</p> <p>1200 Pupil Support Salaries 86,872 95,586 269,706 93,577 88,200 88,941 96,848 97,589 91,026 92,516 92,516 92,516 - - - 1,175,891 796,988 (478,903)</p> <p>1300 Administrators' Salaries 65,323 77,609 219,295 66,846 77,136 77,411 80,823 80,897 78,987 68,200 68,200 68,200 - - - 1,028,925 1,018,406 (10,520)</p> <tr> <td></td> <td>863,026</td> <td>894,745</td> <td>2,710,757</td> <td>844,260</td> <td>855,734</td> <td>862,212</td> <td>907,900</td> <td>897,703</td> <td>904,677</td> <td>876,646</td> <td>876,646</td> <td>876,646</td> <td></td> <td>12,370,954</td> <td>11,385,843</td> <td>(985,111)</td> </tr> <p><b>Classified Salaries</b></p> <p>2100 Instructional Salaries - - - - - - - 2,516 2,516 2,516 2,636 2,636 2,635 3,964 3,964 3,964 - - - 40,917 54,514 54,514</p> <p>2200 Support Salaries 2,516 2,516 8,539 2,516 2,516 2,516 2,636 2,636 2,635 3,964 3,964 3,964 - - - 40,917 - - (40,917)</p> <p>2300 Classified Administrators' Salaries 28,126 28,126 94,279 27,950 17,483 17,415 18,245 18,250 15,760 28,741 28,741 28,741 - - - 351,859 157,059 (194,801)</p> <p>2400 Clerical and Office Staff Salaries 11,169 12,391 36,005 14,394 13,380 13,288 14,250 18,073 20,744 19,901 19,901 19,901 - - - 213,396 48,561 (164,834)</p> <tr> <td></td> <td>41,811</td> <td>49,033</td> <td>138,823</td> <td>44,860</td> <td>33,379</td> <td>33,220</td> <td>35,131</td> <td>38,958</td> <td>39,138</td> <td>52,606</td> <td>52,606</td> <td>52,606</td> <td></td> <td>606,171</td> <td>260,134</td> <td>(346,037)</td> </tr> <p><b>Benefits</b></p> <p>3101 STRS 150,602 155,379 222,418 147,154 148,363 148,821 156,321 155,865 157,647 171,325 171,325 171,325 - - - 1,956,546 2,174,696 218,150</p> <p>3301 DASDI 5,624 6,093 19,634 5,519 4,887 5,351 6,542 6,510 6,325 3,397 3,397 3,397 - - - 75,615 11,200 (64,415)</p> <p>3311 Medicare 12,687 24,780 40,869 12,435 12,428 12,518 13,189 13,090 13,190 13,798 13,798 13,798 - - - 196,581 167,612 (28,969)</p> <p>3401 Health and Welfare (5,746) 203,973 68,590 132,200 66,908 134,368 83,866 97,458 117,836 112,955 112,955 112,955 - - - 1,237,917 1,301,851 63,934</p> <p>3501 State Unemployment 338 791 678 108 156 10,878 7,759 792 628 5,141 5,141 5,141 - - - 37,545 238,630 201,085</p> <p>3601 Workers' Compensation 15,616 857 - - 11,476 - - 12,222 19,261 - - - 13,322 13,322 13,322 - - - 96,399 161,832 62,439</p> <p>3901 Other Benefits 27,589 55,225 73,589 28,819 28,041 28,185 30,711 32,198 30,630 26,342 26,342 26,342 - - - 414,013 92,422 (321,591)</p> <tr> <td></td> <td>206,710</td> <td>447,047</td> <td>425,777</td> <td>337,711</td> <td>260,383</td> <td>340,121</td> <td>310,605</td> <td>325,174</td> <td>325,256</td> <td>346,280</td> <td>346,280</td> <td>346,280</td> <td></td> <td>4,017,615</td> <td>4,148,243</td> <td>130,627</td> </tr> <p><b>Books and Supplies</b></p> <p>4100 Textbooks and Core Materials 8,374 74,748 24,778 38,902 2,433 29,011 321 10,553 12,704 1,921 1,921 1,921 - - - 207,807 222,400 14,793</p> <p>4200 Books and Reference Materials - - - - - - - 876 - - - 876 876 876 - - - 1,628 1,739,800 1,737,172</p> <p>4302 School Supplies 66,421 1,303 1,018 7,899 455 (133) 1,668 36 5,589 51,566 51,566 51,566 - - - 338,894 14,900 (223,994)</p> <p>4305 Software 241,562 44,225 19,203 40,349 11,548 8,969 631 (2,460) 105,750 53,092 53,092 53,092 - - - 629,055 1,682,300 1,053,245</p> <p>4310 Office Expense 1,941 2,391 27,264 11,564 7,236 3,481 2,678 12,615 7,074 - - - - - - - 76,244 54,500 (21,744)</p> <p>4311 Business Meals - 3,308 325 883 1,012 9 (9) 515 298 - - - 1,660 1,660 1,660 - - - 11,722 14,700 3,478</p> <p>4400 Noncapitalized Equipment 916 4,843 776 (1,009) 84,679 9,509 1,394 12,917 71,437 - - - 470,790 - - - 657,151 340,500 (316,551)</p> <tr> <td></td> <td>319,214</td> <td>130,719</td> <td>73,364</td> <td>99,428</td> <td>107,363</td> <td>50,866</td> <td>6,683</td> <td>94,176</td> <td>202,852</td> <td>109,115</td> <td>109,115</td> <td>579,905</td> <td></td> <td>1,832,800</td> <td>4,069,200</td> <td>2,246,400</td> </tr> |  |  |  |  |  |  |  |  |  |  |  |  |  |  |  |  | 863,026 | 894,745 | 2,710,757 | 844,260 | 855,734 | 862,212 | 907,900 | 897,703 | 904,677 | 876,646 | 876,646 | 876,646 |  | 12,370,954 | 11,385,843 | (985,111) |  | 41,811 | 49,033 | 138,823 | 44,860 | 33,379 | 33,220 | 35,131 | 38,958 | 39,138 | 52,606 | 52,606 | 52,606 |  | 606,171 | 260,134 | (346,037) |  | 206,710 | 447,047 | 425,777 | 337,711 | 260,383 | 340,121 | 310,605 | 325,174 | 325,256 | 346,280 | 346,280 | 346,280 |  | 4,017,615 | 4,148,243 | 130,627 |  | 319,214 | 130,719 | 73,364 | 99,428 | 107,363 | 50,866 | 6,683 | 94,176 | 202,852 | 109,115 | 109,115 | 579,905 |  | 1,832,800 | 4,069,200 | 2,246,400 |
|  |               | 769,844        | 769,844        | 2,257,665        | 1,385,720        | 1,385,720        | 2,257,665        | 1,385,720        | 862,619          | 869,769          | 862,618        | 862,618        | 6,081,142         | 19,756,944        | 22,089,481            | (2,332,537)          |         |         |           |           |           |           |           |           |         |         |         |         |           |            |            |             |  |        |        |         |        |        |        |        |        |        |        |        |        |         |         |         |           |  |         |         |         |         |         |         |         |         |         |         |         |         |           |           |           |          |  |         |         |        |        |         |        |       |        |         |         |         |         |  |           |           |           |                      |               |                |                |                  |                  |                  |                  |                  |                  |                  |                |                |                  |                   |                   |                    |  |  |  |  |  |  |  |  |  |  |  |  |  |  |  |  |  |         |         |           |         |         |         |         |         |         |         |         |         |  |            |            |           |  |        |        |         |        |        |        |        |        |        |        |        |        |  |         |         |           |  |         |         |         |         |         |         |         |         |         |         |         |         |  |           |           |         |  |         |         |        |        |         |        |       |        |         |         |         |         |  |           |           |           |
|  |               |                |                |                  | 97,498           |                  | 2,691            | 58,632           |                  |                  |                |                | 548,756           | 708,577           | 527,164               | 181,413              |         |         |           |           |           |           |           |           |         |         |         |         |           |            |            |             |  |        |        |         |        |        |        |        |        |        |        |        |        |         |         |         |           |  |         |         |         |         |         |         |         |         |         |         |         |         |           |           |           |          |  |         |         |        |        |         |        |       |        |         |         |         |         |  |           |           |           |                      |               |                |                |                  |                  |                  |                  |                  |                  |                  |                |                |                  |                   |                   |                    |  |  |  |  |  |  |  |  |  |  |  |  |  |  |  |  |  |         |         |           |         |         |         |         |         |         |         |         |         |  |            |            |           |  |        |        |         |        |        |        |        |        |        |        |        |        |  |         |         |           |  |         |         |         |         |         |         |         |         |         |         |         |         |  |           |           |         |  |         |         |        |        |         |        |       |        |         |         |         |         |  |           |           |           |
|  | 74,812        | 81,991         | 141,992        | 16,407           | 147,584          | 346,742          | 282,246          | 6,211            | 277,296          | 215,302          | 96,651         | 96,651         | 1,194,196         | 2,978,080         | 2,961,749             | (16,331)             |         |         |           |           |           |           |           |           |         |         |         |         |           |            |            |             |  |        |        |         |        |        |        |        |        |        |        |        |        |         |         |         |           |  |         |         |         |         |         |         |         |         |         |         |         |         |           |           |           |          |  |         |         |        |        |         |        |       |        |         |         |         |         |  |           |           |           |                      |               |                |                |                  |                  |                  |                  |                  |                  |                  |                |                |                  |                   |                   |                    |  |  |  |  |  |  |  |  |  |  |  |  |  |  |  |  |  |         |         |           |         |         |         |         |         |         |         |         |         |  |            |            |           |  |        |        |         |        |        |        |        |        |        |        |        |        |  |         |         |           |  |         |         |         |         |         |         |         |         |         |         |         |         |  |           |           |         |  |         |         |        |        |         |        |       |        |         |         |         |         |  |           |           |           |
|  |               | 19,971         | 17             |                  | 13,263           | 4,350            |                  | 12,062           |                  | 2,996            | 2,996          | 2,680          |                   | 58,336            | 35,419                | (22,817)             |         |         |           |           |           |           |           |           |         |         |         |         |           |            |            |             |  |        |        |         |        |        |        |        |        |        |        |        |        |         |         |         |           |  |         |         |         |         |         |         |         |         |         |         |         |         |           |           |           |          |  |         |         |        |        |         |        |       |        |         |         |         |         |  |           |           |           |                      |               |                |                |                  |                  |                  |                  |                  |                  |                  |                |                |                  |                   |                   |                    |  |  |  |  |  |  |  |  |  |  |  |  |  |  |  |  |  |         |         |           |         |         |         |         |         |         |         |         |         |  |            |            |           |  |        |        |         |        |        |        |        |        |        |        |        |        |  |         |         |           |  |         |         |         |         |         |         |         |         |         |         |         |         |  |           |           |         |  |         |         |        |        |         |        |       |        |         |         |         |         |  |           |           |           |
| <b>Total Revenue</b>   | <b>74,812</b> | <b>871,806</b> | <b>911,853</b> | <b>2,274,072</b> | <b>1,644,065</b> | <b>1,736,812</b> | <b>2,542,602</b> | <b>1,462,625</b> | <b>1,139,915</b> | <b>1,088,067</b> | <b>962,265</b> | <b>961,949</b> | <b>7,831,093</b>  | <b>23,501,936</b> | <b>25,633,812</b>     | <b>(2,164,036)</b>   |         |         |           |           |           |           |           |           |         |         |         |         |           |            |            |             |  |        |        |         |        |        |        |        |        |        |        |        |        |         |         |         |           |  |         |         |         |         |         |         |         |         |         |         |         |         |           |           |           |          |  |         |         |        |        |         |        |       |        |         |         |         |         |  |           |           |           |                      |               |                |                |                  |                  |                  |                  |                  |                  |                  |                |                |                  |                   |                   |                    |  |  |  |  |  |  |  |  |  |  |  |  |  |  |  |  |  |         |         |           |         |         |         |         |         |         |         |         |         |  |            |            |           |  |        |        |         |        |        |        |        |        |        |        |        |        |  |         |         |           |  |         |         |         |         |         |         |         |         |         |         |         |         |  |           |           |         |  |         |         |        |        |         |        |       |        |         |         |         |         |  |           |           |           |
| <p><b>Expenses</b></p> <p><b>Certificated Salaries</b></p> <p>1100 Teachers' Salaries 679,112 692,515 685,025 655,541 660,464 663,744 693,125 689,595 692,626 677,626 677,626 677,626 - - - 8,124,567 7,378,892 (745,675)</p> <p>1175 Teachers' Extra Duty/Stipends 31,719 29,035 1,556,730 28,296 29,935 32,116 37,104 39,683 42,038 38,305 38,305 38,305 - - - 1,941,570 2,191,557 249,987</p> <p>1200 Pupil Support Salaries 86,872 95,586 269,706 93,577 88,200 88,941 96,848 97,589 91,026 92,516 92,516 92,516 - - - 1,175,891 796,988 (478,903)</p> <p>1300 Administrators' Salaries 65,323 77,609 219,295 66,846 77,136 77,411 80,823 80,897 78,987 68,200 68,200 68,200 - - - 1,028,925 1,018,406 (10,520)</p> <tr> <td></td> <td>863,026</td> <td>894,745</td> <td>2,710,757</td> <td>844,260</td> <td>855,734</td> <td>862,212</td> <td>907,900</td> <td>897,703</td> <td>904,677</td> <td>876,646</td> <td>876,646</td> <td>876,646</td> <td></td> <td>12,370,954</td> <td>11,385,843</td> <td>(985,111)</td> </tr> <p><b>Classified Salaries</b></p> <p>2100 Instructional Salaries - - - - - - - 2,516 2,516 2,516 2,636 2,636 2,635 3,964 3,964 3,964 - - - 40,917 54,514 54,514</p> <p>2200 Support Salaries 2,516 2,516 8,539 2,516 2,516 2,516 2,636 2,636 2,635 3,964 3,964 3,964 - - - 40,917 - - (40,917)</p> <p>2300 Classified Administrators' Salaries 28,126 28,126 94,279 27,950 17,483 17,415 18,245 18,250 15,760 28,741 28,741 28,741 - - - 351,859 157,059 (194,801)</p> <p>2400 Clerical and Office Staff Salaries 11,169 12,391 36,005 14,394 13,380 13,288 14,250 18,073 20,744 19,901 19,901 19,901 - - - 213,396 48,561 (164,834)</p> <tr> <td></td> <td>41,811</td> <td>49,033</td> <td>138,823</td> <td>44,860</td> <td>33,379</td> <td>33,220</td> <td>35,131</td> <td>38,958</td> <td>39,138</td> <td>52,606</td> <td>52,606</td> <td>52,606</td> <td></td> <td>606,171</td> <td>260,134</td> <td>(346,037)</td> </tr> <p><b>Benefits</b></p> <p>3101 STRS 150,602 155,379 222,418 147,154 148,363 148,821 156,321 155,865 157,647 171,325 171,325 171,325 - - - 1,956,546 2,174,696 218,150</p> <p>3301 DASDI 5,624 6,093 19,634 5,519 4,887 5,351 6,542 6,510 6,325 3,397 3,397 3,397 - - - 75,615 11,200 (64,415)</p> <p>3311 Medicare 12,687 24,780 40,869 12,435 12,428 12,518 13,189 13,090 13,190 13,798 13,798 13,798 - - - 196,581 167,612 (28,969)</p> <p>3401 Health and Welfare (5,746) 203,973 68,590 132,200 66,908 134,368 83,866 97,458 117,836 112,955 112,955 112,955 - - - 1,237,917 1,301,851 63,934</p> <p>3501 State Unemployment 338 791 678 108 156 10,878 7,759 792 628 5,141 5,141 5,141 - - - 37,545 238,630 201,085</p> <p>3601 Workers' Compensation 15,616 857 - - 11,476 - - 12,222 19,261 - - - 13,322 13,322 13,322 - - - 96,399 161,832 62,439</p> <p>3901 Other Benefits 27,589 55,225 73,589 28,819 28,041 28,185 30,711 32,198 30,630 26,342 26,342 26,342 - - - 414,013 92,422 (321,591)</p> <tr> <td></td> <td>206,710</td> <td>447,047</td> <td>425,777</td> <td>337,711</td> <td>260,383</td> <td>340,121</td> <td>310,605</td> <td>325,174</td> <td>325,256</td> <td>346,280</td> <td>346,280</td> <td>346,280</td> <td></td> <td>4,017,615</td> <td>4,148,243</td> <td>130,627</td> </tr> <p><b>Books and Supplies</b></p> <p>4100 Textbooks and Core Materials 8,374 74,748 24,778 38,902 2,433 29,011 321 10,553 12,704 1,921 1,921 1,921 - - - 207,807 222,400 14,793</p> <p>4200 Books and Reference Materials - - - - - - - 876 - - - 876 876 876 - - - 1,628 1,739,800 1,737,172</p> <p>4302 School Supplies 66,421 1,303 1,018 7,899 455 (133) 1,668 36 5,589 51,566 51,566 51,566 - - - 338,894 14,900 (223,994)</p> <p>4305 Software 241,562 44,225 19,203 40,349 11,548 8,969 631 (2,460) 105,750 53,092 53,092 53,092 - - - 629,055 1,682,300 1,053,245</p> <p>4310 Office Expense 1,941 2,391 27,264 11,564 7,236 3,481 2,678 12,615 7,074 - - - - - - - 76,244 54,500 (21,744)</p> <p>4311 Business Meals - 3,308 325 883 1,012 9 (9) 515 298 - - - 1,660 1,660 1,660 - - - 11,722 14,700 3,478</p> <p>4400 Noncapitalized Equipment 916 4,843 776 (1,009) 84,679 9,509 1,394 12,917 71,437 - - - 470,790 - - - 657,151 340,500 (316,551)</p> <tr> <td></td> <td>319,214</td> <td>130,719</td> <td>73,364</td> <td>99,428</td> <td>107,363</td> <td>50,866</td> <td>6,683</td> <td>94,176</td> <td>202,852</td> <td>109,115</td> <td>109,115</td> <td>579,905</td> <td></td> <td>1,832,800</td> <td>4,069,200</td> <td>2,246,400</td> </tr>   |               |                |                |                  |                  |                  |                  |                  |                  |                  |                |                |                   |                   |                       |                      | 863,026 | 894,745 | 2,710,757 | 844,260   | 855,734   | 862,212   | 907,900   | 897,703   | 904,677 | 876,646 | 876,646 | 876,646 |           | 12,370,954 | 11,385,843 | (985,111)   |  | 41,811 | 49,033 | 138,823 | 44,860 | 33,379 | 33,220 | 35,131 | 38,958 | 39,138 | 52,606 | 52,606 | 52,606 |         | 606,171 | 260,134 | (346,037) |  | 206,710 | 447,047 | 425,777 | 337,711 | 260,383 | 340,121 | 310,605 | 325,174 | 325,256 | 346,280 | 346,280 | 346,280 |           | 4,017,615 | 4,148,243 | 130,627  |  | 319,214 | 130,719 | 73,364 | 99,428 | 107,363 | 50,866 | 6,683 | 94,176 | 202,852 | 109,115 | 109,115 | 579,905 |  | 1,832,800 | 4,069,200 | 2,246,400 |                      |               |                |                |                  |                  |                  |                  |                  |                  |                  |                |                |                  |                   |                   |                    |  |  |  |  |  |  |  |  |  |  |  |  |  |  |  |  |  |         |         |           |         |         |         |         |         |         |         |         |         |  |            |            |           |  |        |        |         |        |        |        |        |        |        |        |        |        |  |         |         |           |  |         |         |         |         |         |         |         |         |         |         |         |         |  |           |           |         |  |         |         |        |        |         |        |       |        |         |         |         |         |  |           |           |           |
|  | 863,026       | 894,745        | 2,710,757      | 844,260          | 855,734          | 862,212          | 907,900          | 897,703          | 904,677          | 876,646          | 876,646        | 876,646        |                   | 12,370,954        | 11,385,843            | (985,111)            |         |         |           |           |           |           |           |           |         |         |         |         |           |            |            |             |  |        |        |         |        |        |        |        |        |        |        |        |        |         |         |         |           |  |         |         |         |         |         |         |         |         |         |         |         |         |           |           |           |          |  |         |         |        |        |         |        |       |        |         |         |         |         |  |           |           |           |                      |               |                |                |                  |                  |                  |                  |                  |                  |                  |                |                |                  |                   |                   |                    |  |  |  |  |  |  |  |  |  |  |  |  |  |  |  |  |  |         |         |           |         |         |         |         |         |         |         |         |         |  |            |            |           |  |        |        |         |        |        |        |        |        |        |        |        |        |  |         |         |           |  |         |         |         |         |         |         |         |         |         |         |         |         |  |           |           |         |  |         |         |        |        |         |        |       |        |         |         |         |         |  |           |           |           |
|  | 41,811        | 49,033         | 138,823        | 44,860           | 33,379           | 33,220           | 35,131           | 38,958           | 39,138           | 52,606           | 52,606         | 52,606         |                   | 606,171           | 260,134               | (346,037)            |         |         |           |           |           |           |           |           |         |         |         |         |           |            |            |             |  |        |        |         |        |        |        |        |        |        |        |        |        |         |         |         |           |  |         |         |         |         |         |         |         |         |         |         |         |         |           |           |           |          |  |         |         |        |        |         |        |       |        |         |         |         |         |  |           |           |           |                      |               |                |                |                  |                  |                  |                  |                  |                  |                  |                |                |                  |                   |                   |                    |  |  |  |  |  |  |  |  |  |  |  |  |  |  |  |  |  |         |         |           |         |         |         |         |         |         |         |         |         |  |            |            |           |  |        |        |         |        |        |        |        |        |        |        |        |        |  |         |         |           |  |         |         |         |         |         |         |         |         |         |         |         |         |  |           |           |         |  |         |         |        |        |         |        |       |        |         |         |         |         |  |           |           |           |
|  | 206,710       | 447,047        | 425,777        | 337,711          | 260,383          | 340,121          | 310,605          | 325,174          | 325,256          | 346,280          | 346,280        | 346,280        |                   | 4,017,615         | 4,148,243             | 130,627              |         |         |           |           |           |           |           |           |         |         |         |         |           |            |            |             |  |        |        |         |        |        |        |        |        |        |        |        |        |         |         |         |           |  |         |         |         |         |         |         |         |         |         |         |         |         |           |           |           |          |  |         |         |        |        |         |        |       |        |         |         |         |         |  |           |           |           |                      |               |                |                |                  |                  |                  |                  |                  |                  |                  |                |                |                  |                   |                   |                    |  |  |  |  |  |  |  |  |  |  |  |  |  |  |  |  |  |         |         |           |         |         |         |         |         |         |         |         |         |  |            |            |           |  |        |        |         |        |        |        |        |        |        |        |        |        |  |         |         |           |  |         |         |         |         |         |         |         |         |         |         |         |         |  |           |           |         |  |         |         |        |        |         |        |       |        |         |         |         |         |  |           |           |           |
|  | 319,214       | 130,719        | 73,364         | 99,428           | 107,363          | 50,866           | 6,683            | 94,176           | 202,852          | 109,115          | 109,115        | 579,905        |                   | 1,832,800         | 4,069,200             | 2,246,400            |         |         |           |           |           |           |           |           |         |         |         |         |           |            |            |             |  |        |        |         |        |        |        |        |        |        |        |        |        |         |         |         |           |  |         |         |         |         |         |         |         |         |         |         |         |         |           |           |           |          |  |         |         |        |        |         |        |       |        |         |         |         |         |  |           |           |           |                      |               |                |                |                  |                  |                  |                  |                  |                  |                  |                |                |                  |                   |                   |                    |  |  |  |  |  |  |  |  |  |  |  |  |  |  |  |  |  |         |         |           |         |         |         |         |         |         |         |         |         |  |            |            |           |  |        |        |         |        |        |        |        |        |        |        |        |        |  |         |         |           |  |         |         |         |         |         |         |         |         |         |         |         |         |  |           |           |         |  |         |         |        |        |         |        |       |        |         |         |         |         |  |           |           |           |

**CalOps NorCal**

**Monthly Cash Flow/Forecast FY24-25**

Revised 4/28/2025

ADA = 1535.18



|   |                                | Jul-24             | Aug-24           | Sep-24             | Oct-24           | Nov-24           | Dec-24           | Jan-25           | Feb-25           | Mar-25           | Apr-25           | May-25           | Jun-25             | Year-End Accruals | Annual Forecast   | Original Budget Total | Favorable / (Unfav.) |
|---|--------------------------------|--------------------|------------------|--------------------|------------------|------------------|------------------|------------------|------------------|------------------|------------------|------------------|--------------------|-------------------|-------------------|-----------------------|----------------------|
| <b>Subagreement Services</b>                |                                |                    |                  |                    |                  |                  |                  |                  |                  |                  |                  |                  |                    |                   |                   |                       |                      |
| 5102  | Special Education              | -                  | 6,199            | 15,190             | 39,249           | 59,247           | 128,628          | 185,957          | 239,820          | 195,678          | 251,818          | 251,818          | 251,818            | -                 | 1,619,356         | 1,730,400             | 111,044              |
| 5103  | Substitute Teacher             | -                  | -                | -                  | -                | -                | -                | -                | -                | 409              | 449              | 449              | 449                | -                 | 1,757             | 38,700                | 36,943               |
| 5105  | Security                       | 102                | 103              | 328                | -                | 109              | -                | -                | 77               | 77               | 78               | 78               | 78                 | -                 | 1,022             | 100                   | (922)                |
| 5106  | Other Educational Consultants  | 8,360              | (8,360)          | -                  | -                | (5,677)          | -                | -                | -                | -                | 2,226            | 2,226            | 2,226              | -                 | -                 | 214,600               | 214,600              |
| 5107  | Instructional Services         | -                  | -                | -                  | -                | -                | -                | -                | -                | -                | -                | -                | -                  | -                 | -                 | 52,600                | 52,600               |
|   |                                | 8,462              | (2,124)          | 15,517             | 39,249           | 46,673           | 128,628          | 185,957          | 239,897          | 196,164          | 254,571          | 254,571          | 254,571            | -                 | 1,622,136         | 2,036,400             | 414,264              |
| <b>Operations and Housekeeping</b>          |                                |                    |                  |                    |                  |                  |                  |                  |                  |                  |                  |                  |                    |                   |                   |                       |                      |
| 5201  | Auto and Travel                | 180                | 22,180           | 114,980            | 7,038            | 6,162            | 95               | -                | 3,579            | 3,739            | 6,818            | 6,818            | 6,818              | -                 | 178,403           | 71,100                | (107,303)            |
| 5300  | Dues & Memberships             | -                  | 61,701           | (303)              | 381              | 18,802           | 9,424            | 10,114           | 22,140           | 17,915           | 13,373           | 13,373           | 13,373             | -                 | 180,294           | 45,400                | (134,894)            |
| 5400  | Insurance                      | 1,144              | 6,898            | 3,444              | -                | 17,245           | 3,686            | 3,696            | 3,872            | 10,320           | 3,171            | 3,171            | 3,171              | -                 | 60,030            | 36,900                | (23,130)             |
| 5501  | Utilities                      | 338                | 620              | 470                | 496              | 56               | 326              | 518              | 106              | 749              | 88               | 88               | 88                 | -                 | 3,679             | 2,600                 | (1,279)              |
| 5502  | Janitorial Services            | -                  | 1,512            | (23)               | 46               | 1,250            | -                | 1,250            | 3,443            | 1,250            | 480              | 480              | 480                | -                 | 10,167            | 12,100                | 1,933                |
| 5516  | Miscellaneous Expense          | -                  | -                | -                  | -                | 79               | 8                | -                | -                | -                | 56               | 56               | 56                 | -                 | 251               | -                     | (251)                |
| 5900  | Communications                 | 1,316              | 2,198            | 2,505              | 2,291            | 6,497            | 7,695            | 2,412            | 3,169            | 5,900            | 2,668            | 2,668            | 2,668              | 91,305            | 133,251           | 11,800                | (121,451)            |
| 5901  | Postage and Shipping           | 2,591              | 2,764            | 343                | 279              | 5,223            | 37               | 82               | 4                | 5,454            | 861              | 861              | 861                | -                 | 19,661            | 54,800                | 35,119               |
|   |                                | 9,571              | 97,872           | 121,416            | 10,473           | 55,909           | 21,562           | 18,072           | 36,306           | 49,521           | 27,517           | 27,517           | 27,517             | 91,305            | 585,956           | 234,700               | (351,256)            |
| <b>Facilities, Repairs and Other Leases</b> |                                |                    |                  |                    |                  |                  |                  |                  |                  |                  |                  |                  |                    |                   |                   |                       |                      |
| 5601  | Rent                           | 6,321              | 9,893            | 8,172              | 8,172            | 5,233            | 7,588            | 7,915            | 7,915            | 7,915            | 7,649            | 7,649            | 7,649              | -                 | 92,008            | 31,000                | (61,008)             |
| 5602  | Additional Rent                | 1,300              | (820)            | -                  | -                | 3,774            | 3,878            | 1,330            | 6,978            | 3,248            | 6,435            | 6,435            | 6,435              | -                 | 39,192            | 7,200                 | (31,992)             |
| 5603  | Equipment Leases               | -                  | -                | -                  | -                | -                | -                | -                | -                | -                | 547              | 547              | 547                | -                 | 1,642             | 3,400                 | 1,758                |
| 5604  | Other Leases                   | -                  | -                | 28,770             | (700)            | 15,859           | 359              | 452              | 29,975           | (71)             | 2,388            | 2,388            | 2,388              | -                 | 81,809            | 79,000                | (2,809)              |
| 5610  | Repairs and Maintenance        | -                  | 263              | 1,250              | 280              | 90               | -                | -                | 600              | -                | 730              | 730              | 730                | -                 | 4,673             | 11,700                | 7,027                |
|   |                                | 7,621              | 9,275            | 38,192             | 7,752            | 24,956           | 11,825           | 9,896            | 49,469           | 11,092           | 17,749           | 17,749           | 17,749             | -                 | 219,324           | 132,300               | (87,024)             |
| <b>Professional/Consulting Services</b>     |                                |                    |                  |                    |                  |                  |                  |                  |                  |                  |                  |                  |                    |                   |                   |                       |                      |
| 5801  | IT                             | 77,748             | -                | -                  | 13,892           | 6,323            | -                | 11,160           | 20,881           | -                | 15,995           | 15,995           | 15,995             | -                 | 177,985           | 752,500               | 574,511              |
| 5802  | Audit & Taxes                  | -                  | -                | -                  | -                | 6,420            | 4,877            | -                | -                | 6,936            | -                | -                | -                  | -                 | 18,233            | 57,700                | 39,467               |
| 5803  | Legal                          | -                  | 3,826            | 3,107              | 3,607            | (170,780)        | 2,266            | 2,522            | 77               | 6,183            | 4,118            | 4,118            | 4,118              | -                 | (198,838)         | 53,600                | 190,438              |
| 5804  | Professional Development       | 1,824              | 3,351            | 10,177             | 3,760            | 1,892            | 6,115            | 6,546            | 2,663            | 1,163            | 2,914            | 2,914            | 2,914              | -                 | 46,174            | 251,700               | 205,526              |
| 5805  | General Consulting             | 4,368              | 4,526            | 3,808              | 7,069            | 5,749            | 13,070           | 1,816            | (6,571)          | 9,366            | 3,273            | 3,273            | 3,273              | -                 | 83,020            | 450,400               | 397,380              |
| 5806  | Special Activities/Field Trips | -                  | 79,844           | 182                | 2,060            | (3,670)          | -                | (487)            | (8,905)          | 6,192            | 27,631           | -                | -                  | -                 | 102,846           | 0                     | (102,846)            |
| 5807  | Bank Charges                   | -                  | 1                | 18                 | 109              | 97               | 93               | 301              | (208)            | 9                | 64               | 64               | 64                 | -                 | 812               | 2,000                 | 1,588                |
| 5808  | Printing                       | -                  | -                | -                  | 4                | -                | 117              | -                | -                | -                | 1                | 1                | 1                  | -                 | 124               | 600                   | 476                  |
| 5809  | Other taxes and fees           | -                  | 61               | 836                | 881              | 802              | 814              | 891              | 2,662            | (6)              | 964              | 964              | 964                | -                 | 9,834             | 73,800                | 63,966               |
| 5810  | Payroll Service Fee            | -                  | -                | 2,197              | -                | -                | -                | -                | 2,316            | (12,600)         | 126              | 126              | 126                | -                 | (7,709)           | -                     | 7,709                |
| 5811  | Management Fee                 | 49,373             | 49,580           | 42,723             | 42,723           | 42,723           | 42,723           | 37,261           | 39,035           | 39,035           | 39,170           | 39,170           | 39,170             | (20,647)          | 470,039           | 512,676               | 42,638               |
| 5812  | District Oversight Fee         | -                  | -                | -                  | -                | 9,383            | -                | -                | (2,316)          | 2,316            | 8,698            | 8,626            | 8,626              | 162,236           | 197,569           | 220,895               | 23,325               |
| 5814  | SPED Encroachment              | 1,080              | 1,080            | 1,945              | -                | 1,945            | 1,945            | 1,945            | -                | 2,652            | 2,652            | 2,652            | 2,652              | -                 | 34,697            | -                     | (32,994)             |
| 5815  | Public Relations/Recruitment   | -                  | 7,403            | 21,534             | 24,617           | 1,726            | 1,875            | 1,981            | 10,421           | 1,971            | 11,076           | 11,076           | 11,076             | 47,298            | 152,058           | 271,200               | 119,146              |
|   |                                | 128,393            | 143,671          | 86,527             | 98,722           | (97,450)         | 73,894           | 63,736           | 60,056           | 60,565           | 116,683          | 88,980           | 88,980             | 223,584           | 1,136,340         | 2,647,071             | 1,510,731            |
| <b>Depreciation</b>                         |                                |                    |                  |                    |                  |                  |                  |                  |                  |                  |                  |                  |                    |                   |                   |                       |                      |
| 6900  | Depreciation Expense           | 4,670              | 4,670            | 4,670              | 4,670            | 4,670            | 4,670            | 4,670            | 4,670            | 4,670            | 4,671            | -                | -                  | -                 | 42,034            | 65,400                | 23,366               |
|   |                                | 4,670              | 4,670            | 4,670              | 4,670            | 4,670            | 4,670            | 4,670            | 4,670            | 4,671            | -                | -                | -                  | -                 | 42,034            | 65,400                | 23,366               |
| <b>Interest</b>                             |                                |                    |                  |                    |                  |                  |                  |                  |                  |                  |                  |                  |                    |                   |                   |                       |                      |
|   |                                | -                  | -                | -                  | -                | -                | -                | -                | -                | -                | -                | -                | -                  | -                 | -                 | -                     | -                    |
| <b>Total Expenses</b>                       |                                | <b>1,585,478</b>   | <b>1,768,899</b> | <b>3,615,043</b>   | <b>1,467,125</b> | <b>1,291,018</b> | <b>1,526,998</b> | <b>1,542,650</b> | <b>1,662,408</b> | <b>1,789,936</b> | <b>1,801,167</b> | <b>1,773,464</b> | <b>2,244,254</b>   | <b>314,889</b>    | <b>22,423,329</b> | <b>24,979,290</b>     | <b>2,555,962</b>     |
| <b>Monthly Surplus (Deficit)</b>            |                                | <b>(1,510,666)</b> | <b>(897,093)</b> | <b>(2,703,190)</b> | <b>786,947</b>   | <b>353,047</b>   | <b>209,814</b>   | <b>999,952</b>   | <b>(219,783)</b> | <b>(650,021)</b> | <b>(713,100)</b> | <b>(811,199)</b> | <b>(1,282,306)</b> | <b>7,516,205</b>  | <b>1,078,607</b>  | <b>654,521</b>        | <b>391,926</b>       |

**CalOps NorCal**

**Monthly Cash Flow/Forecast FY24-25**

Revised 4/28/2025

ADA = 1535.18



**Cash Flow Adjustments**

|   | Jul-24           | Aug-24           | Sep-24           | Oct-24           | Nov-24           | Dec-24            | Jan-25             | Feb-25           | Mar-25           | Apr-25             | May-25           | Jun-25             | Year-End Accruals |
|---|------------------|------------------|------------------|------------------|------------------|-------------------|--------------------|------------------|------------------|--------------------|------------------|--------------------|-------------------|
| Monthly Surplus (Deficit)                   | (1,510,666)      | (897,093)        | (2,703,190)      | 786,947          | 355,047          | 209,814           | 999,952            | (219,789)        | (650,021)        | (713,100)          | (811,199)        | (1,282,306)        | 7,516,205         |
| <b>Cash flows from operating activities</b> |                  |                  |                  |                  |                  |                   |                    |                  |                  |                    |                  |                    |                   |
| Depreciation/Amortization                   | 4,670            | 4,670            | 4,670            | 4,670            | 4,670            | 4,670             | 4,670              | 4,670            | 4,671            | -                  | -                | -                  | -                 |
| Public Funding Receivables                  | 4,520,527        | -                | 293,717          | 3,094,054        | -                | (131,061)         | 130,136            | 6,711            | 156              | -                  | -                | -                  | (7,831,093)       |
| Grants and Contributions Rec.               | 4,690            | 1,787            | -                | -                | -                | -                 | -                  | -                | (194)            | -                  | -                | -                  | -                 |
| Due To/From Related Parties                 | 1,639,913        | 1,835,463        | 3,562,774        | (1,789,532)      | 1,203,969        | 1,418,988         | (4,565,725)        | 1,490,145        | 1,759,965        | (6,131,395)        | -                | -                  | -                 |
| Prepaid Expenses                            | 249,093          | 22,205           | (1,250)          | (10,685)         | 84,126           | (5,342)           | (3,190)            | (2,594)          | (34,398)         | -                  | -                | -                  | -                 |
| Other Assets                                | -                | -                | -                | -                | -                | -                 | -                  | -                | -                | -                  | -                | -                  | -                 |
| Accounts Payable                            | (874,896)        | 296,015          | 21,525           | (228,932)        | -                | 40,216            | (40,216)           | 10               | 20,066           | -                  | -                | -                  | 314,889           |
| Accrued Expenses                            | (1,917,856)      | (1,222,082)      | -                | (700)            | (282,151)        | (17,481)          | -                  | -                | -                | -                  | -                | -                  | (3,440,270)       |
| Other Liabilities                           | -                | -                | -                | -                | -                | -                 | -                  | -                | -                | -                  | -                | -                  | -                 |
| Deferred Revenue                            | 52,346           | 13,420           | 13,420           | 24,155           | 24,155           | 24,155            | 24,155             | (28,612)         | 24,161           | 24,161             | 24,161           | 24,161             | (597,029)         |
| <b>Cash flows from investing activities</b> |                  |                  |                  |                  |                  |                   |                    |                  |                  |                    |                  |                    |                   |
| Purchases of Prop. And Equip.               | -                | -                | -                | -                | -                | -                 | -                  | -                | -                | -                  | -                | -                  | -                 |
| Notes Receivable                            | -                | -                | -                | -                | -                | -                 | -                  | -                | -                | -                  | -                | -                  | -                 |
| <b>Cash flows from financing activities</b> |                  |                  |                  |                  |                  |                   |                    |                  |                  |                    |                  |                    |                   |
| Proceeds from Factoring                     | -                | -                | -                | -                | -                | -                 | -                  | -                | -                | -                  | -                | -                  | -                 |
| Payments on Factoring                       | -                | -                | -                | -                | -                | -                 | -                  | -                | -                | -                  | -                | -                  | -                 |
| Proceeds(Payments) on Debt                  | -                | -                | -                | -                | -                | -                 | -                  | -                | -                | -                  | -                | -                  | -                 |
| <b>Total Change in Cash</b>                 | <b>2,161,822</b> | <b>(5,614)</b>   | <b>1,191,667</b> | <b>1,879,978</b> | <b>1,387,817</b> | <b>1,543,959</b>  | <b>(3,448,218)</b> | <b>1,250,547</b> | <b>1,124,466</b> | <b>(6,820,334)</b> | <b>(787,098)</b> | <b>(1,258,145)</b> |                   |
| Cash, Beginning of Month                    | 2,486,893        | 4,648,715        | 4,643,100        | 5,834,767        | 7,714,743        | 9,102,561         | 10,646,520         | 7,198,302        | 8,448,849        | 9,573,315          | 2,752,981        | 1,965,943          |                   |
| <b>Cash, End of Month</b>                   | <b>4,648,715</b> | <b>4,643,100</b> | <b>5,834,767</b> | <b>7,714,743</b> | <b>9,102,561</b> | <b>10,646,520</b> | <b>7,198,302</b>   | <b>8,448,849</b> | <b>9,573,315</b> | <b>2,752,981</b>   | <b>1,965,943</b> | <b>707,799</b>     |                   |

|                        |                              |                             |
|------------------------|------------------------------|-----------------------------|
| <b>Annual Forecast</b> | <b>Original Budget Total</b> | <b>Favorable / (Unfav.)</b> |
|                        | <b>6,620,502</b>             | <b>744,395</b>              |
|                        | <b>Cert.</b>                 | <b>Instr.</b>               |
|                        | <b>65.8%</b>                 | <b>83.2%</b>                |
|                        | <b>Pupil:Teacher Ratio</b>   |                             |
|                        | <b>20.39</b>                 |                             |

**CalOps North Bay**

**Monthly Cash Flow/Forecast FY24-25**

Revised 5/5/25

ADA = 153.24



|  | Jul-24       | Aug-24        | Sep-24         | Oct-24         | Nov-24         | Dec-24         | Jan-25         | Feb-25         | Mar-25         | Apr-25         | May-25         | Jun-25         | Year-End<br>Accruals | Annual<br>Forecast | Original<br>Budget Total | Favorable /<br>(Unfav.) |
|--|--------------|---------------|----------------|----------------|----------------|----------------|----------------|----------------|----------------|----------------|----------------|----------------|----------------------|--------------------|--------------------------|-------------------------|
| <b>ADA = 157.98</b>                      |              |               |                |                |                |                |                |                |                |                |                |                |                      |                    |                          |                         |
| <b>Revenues</b>                          |              |               |                |                |                |                |                |                |                |                |                |                |                      |                    |                          |                         |
| <b>State Aid - Revenue Limit</b>         |              |               |                |                |                |                |                |                |                |                |                |                |                      |                    |                          |                         |
| 8011 LCFF State Aid                      |              | 66,665        | 66,665         | 119,997        | 119,997        | 119,997        | 119,997        | 119,997        | 67,314         | 67,314         | 67,314         | 67,314         | 255,743              | 1,258,314          | 1,338,965                | (80,651)                |
| 8012 Education Protection Account        |              |               |                | 8,172          |                |                | 8,171          |                |                | 6,863          |                |                | 7,443                | 30,648             | 32,686                   | (2,038)                 |
| 8019 State Aid - Prior Year              |              |               | 999            |                |                |                |                |                | (200)          | (200)          | (200)          | (200)          | (200)                | (1)                |                          | (1)                     |
| 8096 In Lieu of Property Taxes           |              |               | 44,478         | 88,957         | 59,304         | 59,304         | 59,304         | 59,304         | 59,304         | 41,984         | 41,984         | 41,984         | 139,177              | 695,084            | 746,291                  | (51,207)                |
|  |              | 66,665        | 112,142        | 217,126        | 179,301        | 179,301        | 187,472        | 179,301        | 126,418        | 115,960        | 109,098        | 109,098        | 402,169              | 1,984,045          | 2,117,942                | (133,897)               |
| <b>Federal Revenue</b>                   |              |               |                |                |                |                |                |                |                |                |                |                |                      |                    |                          |                         |
| 8181 Special Education - Entitlement     |              |               |                |                |                |                |                |                |                |                |                |                | 22,814               | 33,614             | 20,537                   | 2,277                   |
| 8290 Title I, Part A - Basic Low Income  |              |               |                |                |                | 9,273          |                | 279            |                |                |                |                | 28,000               | 37,552             | 32,602                   | 4,950                   |
| 8291 Title II, Part A - Teacher Quality  |              |               |                |                | 1,340          |                |                |                |                |                |                |                | 3,957                | 8,297              | 4,749                    | 548                     |
| 8294 Title IV                            |              |               |                |                |                |                | 2,500          |                |                |                |                |                | 7,500                | 10,000             | 10,000                   | -                       |
| 8299 Prior Year Federal Revenue          |              |               |                |                |                |                |                | 17,248         |                |                |                |                | 17,248               | 17,248             |                          | 17,248                  |
|  |              |               |                |                | 3,940          | 9,273          |                | 17,527         |                |                |                |                | 62,271               | 92,911             | 67,888                   | 25,023                  |
| <b>Other State Revenue</b>               |              |               |                |                |                |                |                |                |                |                |                |                |                      |                    |                          |                         |
| 8311 State Special Education             | 7,074        | 7,074         | 12,733         |                | 12,733         | 12,733         | 25,466         |                | 25,442         | 8,318          | 8,318          | 8,318          | 13,971               | 142,181            | 141,627                  | 554                     |
| 8550 Mandated Cost                       |              |               |                |                |                |                | 6,281          |                |                |                |                |                |                      | 6,281              | 5,945                    | 336                     |
| 8560 State Lottery                       |              |               |                |                | 5,109          | 5,271          |                |                |                | 30,779         |                |                | 20,679               | 41,837             | 39,337                   | 2,500                   |
| 8598 Prior Year Revenue                  |              |               |                |                | (10,839)       | 13,081         | 338            |                |                |                |                |                |                      | 2,580              |                          | 2,580                   |
| 8599 Other State Revenue                 |              | 679           | 679            | 11,221         | 1,221          | 1,221          | 1,221          | 1,221          | 776            | 774            | 774            | 774            | (7,900)              | 12,661             | 125,618                  | (112,957)               |
|  | 7,074        | 7,753         | 14,412         | 13,221         | 8,225          | 32,905         | 33,306         | 1,221          | 26,218         | 39,871         | 9,092          | 9,092          | 26,750               | 205,541            | 312,527                  | (106,986)               |
| <b>Other Local Revenue</b>               |              |               |                |                |                |                |                |                |                |                |                |                |                      |                    |                          |                         |
| 8660 Interest Revenue                    | 4            | 6             | 6              | 11             | 9              | 1,138          | 14             | 11             | 1,587          | 10             | 10             | 10             |                      | 2,816              | 122                      | 2,695                   |
| 8690 Other Local Revenue                 |              |               |                |                |                | 408            |                |                |                |                |                |                |                      | 408                |                          | 408                     |
|  | 4            | 6             | 6              | 11             | 9              | 1,547          | 14             | 11             | 1,587          | 10             | 10             | 10             |                      | 3,225              | 122                      | 3,103                   |
| <b>Total Revenue</b>                     | <b>7,078</b> | <b>74,424</b> | <b>125,560</b> | <b>228,358</b> | <b>191,374</b> | <b>222,426</b> | <b>220,791</b> | <b>198,060</b> | <b>154,223</b> | <b>135,842</b> | <b>118,201</b> | <b>118,201</b> | <b>491,185</b>       | <b>2,285,722</b>   | <b>2,498,479</b>         | <b>(212,757)</b>        |
| <b>Expenses</b>                          |              |               |                |                |                |                |                |                |                |                |                |                |                      |                    |                          |                         |
| <b>Certificated Salaries</b>             |              |               |                |                |                |                |                |                |                |                |                |                |                      |                    |                          |                         |
| 1100 Teachers' Salaries                  | 64,677       | 66,940        | 63,336         | 62,432         | 62,902         | 63,213         | 63,029         | 62,685         | 62,962         | 63,961         | 63,961         | 63,961         |                      | 764,060            | 670,808                  | (93,252)                |
| 1175 Teachers' Extra Duty/Stipends       | 3,019        | 2,763         | 148,258        | 2,693          | 2,849          | 3,067          | 3,372          | 3,606          | 3,820          | 3,616          | 3,616          | 3,616          |                      | 184,283            | 199,232                  | 14,949                  |
| 1200 Pupil Support Salaries              | 8,274        | 9,123         | 25,686         | 9,912          | 8,400          | 8,471          | 8,804          | 7,953          | 8,275          | 8,733          | 8,733          | 8,733          |                      | 120,105            | 72,453                   | (47,652)                |
| 1300 Administrators' Salaries            | 6,221        | 7,391         | 20,885         | 6,366          | 7,346          | 7,372          | 7,347          | 7,354          | 7,180          | 6,437          | 6,437          | 6,437          |                      | 65,776             | 92,582                   | (4,194)                 |
|  | 82,191       | 86,217        | 258,165        | 80,404         | 81,497         | 82,113         | 82,553         | 81,608         | 82,297         | 82,747         | 82,747         | 82,747         |                      | 1,165,225          | 1,035,077                | (130,149)               |
| <b>Classified Salaries</b>               |              |               |                |                |                |                |                |                |                |                |                |                |                      |                    |                          |                         |
| 2100 Instructional Salaries              |              |               |                |                |                |                |                |                |                |                |                |                |                      |                    | 4,956                    | -4,956                  |
| 2200 Support Salaries                    | 240          | 240           | 813            | 240            | 240            | 240            | 240            | 240            | 240            | 374            | 374            | 374            |                      | 3,853              |                          | (3,853)                 |
| 2300 Classified Administrators' Salaries | 2,679        | 2,679         | 8,979          | 2,662          | 3,665          | 3,659          | 3,659          | 3,659          | 3,433          | 2,713          | 2,713          | 2,713          |                      | 33,211             | 14,278                   | (18,933)                |
| 2400 Clerical and Office Staff Salaries  | 1,064        | 1,180         | 3,429          | 1,371          | 1,274          | 1,266          | 1,295          | 1,643          | 1,886          | 1,878          | 1,878          | 1,878          |                      | 20,043             | 4,415                    | (15,628)                |
|  | 3,987        | 4,098         | 13,221         | 4,272          | 3,179          | 3,164          | 3,194          | 3,542          | 3,558          | 4,965          | 4,966          | 4,966          |                      | 57,106             | 23,649                   | (33,458)                |
| <b>Benefits</b>                          |              |               |                |                |                |                |                |                |                |                |                |                |                      |                    |                          |                         |
| 3101 STRS                                | 14,343       | 14,798        | 21,182         | 14,014         | 14,130         | 14,173         | 14,213         | 14,169         | 14,331         | 16,206         | 16,206         | 16,206         |                      | 183,970            | 197,700                  | 13,729                  |
| 3301 OASDI                               | 526          | 575           | 1,870          | 526            | 465            | 510            | 595            | 592            | 484            | 321            | 321            | 321            |                      | 7,115              | 1,018                    | (6,097)                 |
| 3311 Medicare                            | 1,208        | 2,360         | 3,892          | 1,184          | 1,184          | 1,192          | 1,199          | 1,190          | 1,199          | 1,305          | 1,305          | 1,305          |                      | 18,523             | 15,237                   | (3,286)                 |
| 3401 Health and Welfare                  | (641)        | 19,130        | 6,406          | 12,384         | 6,208          | 12,585         | 7,621          | 8,857          | 10,705         | 10,662         | 10,662         | 10,662         |                      | 115,240            | 118,350                  | 3,110                   |
| 3501 State Unemployment                  | 32           | 75            | 65             | 10             | 15             | 1,096          | 705            | 72             | 57             | 1,569          | 1,569          | 1,569          |                      | 6,774              | 62,528                   | 55,754                  |
| 3601 Workers' Compensation               | 1,565        | (78)          |                | 1,093          |                |                | 1,111          | 1,751          |                | 1,260          | 1,260          | 1,260          |                      | 9,223              | 14,712                   | 5,489                   |
| 3901 Other Benefits                      | 2,627        | 5,259         | 7,009          | 2,745          | 2,671          | 2,684          | 2,792          | 2,927          | 2,784          | 2,492          | 2,492          | 2,492          |                      | 38,974             | 8,402                    | (30,572)                |
|  | 19,670       | 42,119        | 40,423         | 31,956         | 24,673         | 32,180         | 28,237         | 29,358         | 29,561         | 33,815         | 33,815         | 33,815         |                      | 329,820            | 417,947                  | 88,127                  |
| <b>Books and Supplies</b>                |              |               |                |                |                |                |                |                |                |                |                |                |                      |                    |                          |                         |
| 4100 Textbooks and Core Materials        | 798          | 7,119         | 2,360          | 3,705          | 232            | 2,765          | 29             | 959            | 1,155          | 181            | 181            | 181            |                      | 19,665             | 18,200                   | (1,465)                 |
| 4200 Books and Reference Materials       |              |               |                |                |                |                |                |                |                | 83             | 83             | 83             |                      | 246                | 248,400                  | 248,152                 |
| 4302 School Supplies                     | 6,316        | 965           | 45             | 210            | 43             | (12)           | 108            | 3              | 504            | 48             | 48             | 48             | 14,225               | 22,549             | 46,200                   | 23,651                  |
| 4305 Software                            | 22,334       | 2,469         | 2,626          | 3,843          | 1,100          | 797            | 68             | (224)          | 9,614          | 5,011          | 5,011          | 5,011          |                      | 57,661             | 152,800                  | 95,139                  |
| 4310 Office Expense                      | 37           | 179           | 2,037          | 1,096          | 674            | 299            | 207            | 1,106          | 610            | (22)           | (22)           | (22)           |                      | 6,678              | 3,700                    | (2,978)                 |
| 4311 Business Meals                      |              | 261           | 21             | 22             | 79             | 1              | 2              | 85             | 15             | 157            | 157            | 157            |                      | 955                | 200                      | (755)                   |
| 4400 Noncapitalized Equipment            | 87           | 464           | 74             | (10)           | 7,959          | 906            | 131            | 1,174          | 6,494          |                |                | 44,438         |                      | 68,718             | 25,500                   | (43,218)                |
|  | 29,571       | 11,456        | 7,663          | 8,865          | 10,087         | 4,755          | 545            | 3,105          | 18,391         | 5,458          | 5,458          | 49,896         | 14,225               | 166,474            | 499,000                  | 329,526                 |



**CalOps North Bay**

**Monthly Cash Flow/Forecast FY24-25**

Revised 5/5/25

ADA = 153.24

|   | Jul-24    | Aug-24   | Sep-24    | Oct-24  | Nov-24  | Dec-24  | Jan-25  | Feb-25  | Mar-25  | Apr-25   | May-25   | Jun-25   | Year-End Accruals | Annual Forecast | Original Budget Total | Favorable / (Unfav.) |
|---|-----------|----------|-----------|---------|---------|---------|---------|---------|---------|----------|----------|----------|-------------------|-----------------|-----------------------|----------------------|
| <b>Subagreement Services</b>                |           |          |           |         |         |         |         |         |         |          |          |          |                   |                 |                       |                      |
| 5102 Special Education                      | 111       | -        | 1,175     | 410     | 5,951   | 11,445  | 14,772  | 18,373  | 14,055  | 23,759   | 23,759   | 23,759   | -                 | 137,599         | 131,500               | (5,999)              |
| 5103 Substitute Teacher                     | -         | -        | -         | -       | -       | -       | -       | -       | 37      | 42       | 42       | 42       | -                 | 164             | 3,500                 | 3,336                |
| 5105 Security                               | -         | -        | 21        | -       | -       | -       | -       | 7       | 7       | 7        | 7        | 7        | -                 | 57              | -                     | (57)                 |
| 5106 Other Educational Consultants          | 760       | (760)    | -         | -       | (628)   | -       | -       | -       | -       | 2        | 2        | 2        | 621               | -               | 25,000                | 25,000               |
| 5107 Instructional Services                 | -         | -        | -         | -       | -       | -       | -       | -       | -       | -        | -        | -        | -                 | -               | 4,800                 | 4,800                |
| <b>Operations and Housekeeping</b>          | 871       | (760)    | 1,196     | 410     | 5,324   | 11,445  | 14,772  | 18,380  | 14,099  | 23,821   | 23,821   | 23,821   | 621               | 137,821         | 164,900               | 27,079               |
| 5201 Auto and Travel                        | 17        | 2,447    | 10,592    | 180     | 82      | 9       | -       | 137     | 234     | 644      | 644      | 644      | -                 | 15,628          | 100                   | (15,528)             |
| 5300 Dues & Memberships                     | -         | 5,452    | (29)      | 35      | 2,997   | 886     | 955     | 1,767   | 1,629   | 1,262    | 1,262    | 1,262    | -                 | 17,479          | 5,400                 | (12,079)             |
| 5400 Insurance                              | 104       | 735      | 328       | -       | 1,642   | 352     | 352     | 352     | 956     | 299      | 299      | 299      | -                 | 6,720           | 3,100                 | (2,620)              |
| 5501 Utilities                              | -         | -        | -         | -       | 5       | -       | -       | -       | 5       | 8        | 8        | 8        | -                 | 35              | -                     | (35)                 |
| 5502 Janitorial Services                    | -         | 25       | (2)       | -       | -       | -       | -       | -       | -       | 45       | 45       | 45       | -                 | 159             | 400                   | 241                  |
| 5516 Miscellaneous Expense                  | -         | -        | -         | -       | 7       | 72      | (79)    | -       | -       | 5        | 5        | 5        | -                 | 16              | -                     | (16)                 |
| 5900 Communications                         | 125       | 107      | 116       | 95      | 71      | 608     | 107     | 111     | 453     | 252      | 252      | 252      | 58,618.29         | 11,226          | 500                   | (10,726)             |
| 5901 Postage and Shipping                   | 0         | 75       | -         | 12      | 1       | -       | -       | 0       | 5       | 81       | 81       | 81       | -                 | 341             | 5,100                 | 4,759                |
| <b>Facilities, Repairs and Other Leases</b> | 247       | 8,945    | 11,005    | 323     | 4,806   | 1,926   | 1,325   | 2,427   | 3,281   | 2,597    | 2,597    | 2,597    | 8,618             | 50,804          | 14,600                | (36,004)             |
| 5601 Rent                                   | -         | -        | -         | -       | 3,546   | 713     | 727     | 727     | 727     | 722      | 722      | 722      | -                 | 8,606           | 5,400                 | (3,206)              |
| 5602 Additional Rent                        | -         | 27       | -         | -       | 359     | 369     | 143     | 634     | 295     | 607      | 607      | 607      | -                 | 3,650           | 800                   | (2,850)              |
| 5603 Equipment Leases                       | -         | -        | -         | -       | -       | -       | -       | -       | -       | 52       | 52       | 52       | -                 | 155             | 4,900                 | 4,745                |
| 5604 Other Leases                           | -         | -        | 2,704     | -       | 1,428   | -       | -       | -       | 39      | 225      | 225      | 225      | -                 | 4,848           | 100                   | (4,748)              |
| 5610 Repairs and Maintenance                | -         | 25       | -         | -       | -       | -       | -       | -       | -       | 69       | 69       | 69       | -                 | 232             | 200                   | (32)                 |
| <b>Professional/Consulting Services</b>     | -         | 52       | 2,704     | -       | 5,333   | 1,082   | 870     | 1,361   | 1,061   | 1,675    | 1,675    | 1,675    | -                 | 17,490          | 11,400                | (6,090)              |
| 5801 IT                                     | 7,068     | -        | -         | 1,323   | 602     | -       | 1,043   | 1,898   | -       | 1,510    | 1,510    | 1,510    | -                 | 16,464          | 75,900                | 59,436               |
| 5802 Audit & Taxes                          | -         | -        | -         | -       | 611     | 464     | -       | -       | 631     | -        | -        | -        | -                 | 1,706           | 5,400                 | 3,694                |
| 5803 Legal                                  | -         | 285      | 276       | 1,074   | 227     | 216     | 167     | 7       | 424     | 389      | 389      | 389      | -                 | 3,842           | 3,700                 | (142)                |
| 5804 Professional Development               | 174       | 319      | 969       | 358     | 174     | 582     | 598     | 242     | 106     | 275      | 275      | 275      | -                 | 4,348           | 21,600                | 17,252               |
| 5805 General Consulting                     | 416       | 431      | 363       | 673     | 548     | 1,245   | 172     | (641)   | 851     | 309      | 309      | 309      | -                 | 4,984           | 67,100                | 62,116               |
| 5806 Special Activities/Field Trips         | -         | 38       | -         | 196     | 17      | -       | 1       | 25      | 563     | 30       | 30       | 30       | 8,778             | 9,708           | 0                     | (9,708)              |
| 5807 Bank Charges                           | -         | -        | -         | 25      | -       | 4       | -       | -       | -       | 6        | 6        | 6        | -                 | 37              | 300                   | 253                  |
| 5808 Printing                               | -         | -        | -         | 0       | -       | 11      | -       | -       | -       | 0        | 0        | 0        | -                 | 12              | 100                   | 88                   |
| 5809 Other taxes and fees                   | -         | 3        | 80        | 84      | 76      | 77      | 85      | 242     | 0       | 91       | 91       | 91       | -                 | 920             | 7,600                 | 6,680                |
| 5810 Payroll Service Fee                    | -         | -        | 209       | -       | -       | -       | -       | 211     | (1,140) | 12       | 12       | 12       | -                 | (884)           | -                     | 684                  |
| 5811 Management Fee                         | 3,943     | 4,151    | 4,164     | 4,164   | 4,164   | 4,164   | 3,549   | 3,549   | 3,549   | 4,000    | 4,000    | 4,000    | 605               | 48,000          | 49,970                | 1,970                |
| 5812 District Oversight Fee                 | -         | -        | -         | -       | -       | -       | -       | (211)   | 211     | 1,160    | 1,091    | 1,091    | 16,499            | 19,840          | 21,179                | 1,339                |
| 5814 SPED Encroachment                      | 102       | 102      | 184       | -       | 184     | 184     | 184     | -       | -       | 250      | 250      | 250      | -                 | 4,950           | -                     | (4,950)              |
| 5815 Public Relations/Recruitment           | -         | 705      | 1,998     | 2,051   | 164     | 179     | 187     | 980     | 179     | 1,045    | 1,045    | 1,045    | 54,464.47         | 14,044          | 22,600                | 8,556                |
| <b>Depreciation</b>                         | 11,703    | 6,093    | 8,243     | 9,949   | 6,769   | 7,126   | 5,987   | 6,301   | 5,374   | 9,076    | 9,007    | 9,007    | 33,608            | 126,182         | 275,449               | 147,267              |
| <b>Interest</b>                             | -         | -        | -         | -       | -       | -       | -       | -       | -       | -        | -        | -        | -                 | -               | -                     | -                    |
| <b>Total Expenses</b>                       | 148,234   | 158,061  | 342,620   | 136,178 | 141,667 | 143,790 | 137,493 | 146,281 | 157,562 | 164,155  | 164,086  | 208,524  | 57,072            | 2,405,723       | 2,442,021             | 36,298               |
| <b>Monthly Surplus (Deficit)</b>            | (141,156) | (83,637) | (217,060) | 92,179  | 49,707  | 76,636  | 83,299  | 51,779  | (3,339) | (28,313) | (45,886) | (90,324) | 434,113           | 179,999         | 56,457                | 123,541              |



**CalOps North Bay**

**Monthly Cash Flow/Forecast FY24-25**

Revised 5/5/25

ADA = 153.24

**Cash Flow Adjustments**

|                                      | Jul-24           | Aug-24             | Sep-24           | Oct-24           | Nov-24           | Dec-24           | Jan-25           | Feb-25           | Mar-25           | Apr-25           | May-25           | Jun-25           | Year-End Accruals |
|--------------------------------------|------------------|--------------------|------------------|------------------|------------------|------------------|------------------|------------------|------------------|------------------|------------------|------------------|-------------------|
| Monthly Surplus (Deficit)            | (141,156)        | (89,697)           | (217,060)        | 92,179           | 49,707           | 78,696           | 83,299           | 51,779           | (3,399)          | (28,313)         | (45,886)         | (90,324)         | 434,113           |
| Cash flows from operating activities |                  |                    |                  |                  |                  |                  |                  |                  |                  |                  |                  |                  |                   |
| Depreciation/Amortization            | -                | -                  | -                | -                | -                | -                | -                | -                | -                | -                | -                | -                | -                 |
| Public Funding Receivables           | 246,664          | 302,630            | 24,757           | 5,891            | 15,685           | (18,352)         | -                | 18,352           | -                | -                | -                | -                | (491,185)         |
| Grants and Contributions Rec.        | -                | -                  | -                | -                | -                | -                | -                | -                | (17)             | -                | -                | -                | (17)              |
| Due To/From Related Parties          | 154,706          | (1,142,551)        | 398,542          | 224,916          | 169,303          | 132,252          | (323,260)        | 134,420          | 157,046          | (551,854)        | -                | -                | (706,480)         |
| Prepaid Expenses                     | 22,199           | -                  | 797              | (1,018)          | 7,907            | (509)            | (108)            | (235)            | (3,121)          | -                | -                | -                | 25,912            |
| Other Assets                         | -                | -                  | -                | -                | -                | -                | -                | -                | -                | -                | -                | -                | -                 |
| Accounts Payable                     | (30,964)         | 21,022             | 1,918            | (20,215)         | (40,312)         | 3,740            | (3,740)          | 1                | 1,587            | -                | -                | -                | 57,072            |
| Accrued Expenses                     | (80)             | (142,313)          | (20,850)         | -                | -                | -                | -                | -                | -                | -                | -                | -                | (163,243)         |
| Other Liabilities                    | -                | -                  | -                | -                | -                | -                | -                | -                | -                | -                | -                | -                | -                 |
| Deferred Revenue                     | 4,960            | 1,265              | 1,265            | 2,277            | 2,277            | 2,277            | 2,277            | (14,971)         | 2,806            | 2,277            | 2,277            | 2,277            | 774               |
| Cash flows from investing activities |                  |                    |                  |                  |                  |                  |                  |                  |                  |                  |                  |                  |                   |
| Purchases of Prop. And Equip.        | -                | -                  | -                | -                | -                | -                | -                | -                | -                | -                | -                | -                | -                 |
| Notes Receivable                     | -                | -                  | -                | -                | -                | -                | -                | -                | -                | -                | -                | -                | -                 |
| Cash flows from financing activities |                  |                    |                  |                  |                  |                  |                  |                  |                  |                  |                  |                  |                   |
| Proceeds from Factoring              | -                | -                  | -                | -                | -                | -                | -                | -                | -                | -                | -                | -                | -                 |
| Payments on Factoring                | -                | -                  | -                | -                | -                | -                | -                | -                | -                | -                | -                | -                | -                 |
| Proceeds(Payments) on Debt           | -                | -                  | -                | -                | -                | -                | -                | -                | -                | -                | -                | -                | -                 |
| <b>Total Change in Cash</b>          | <b>256,329</b>   | <b>(1,343,584)</b> | <b>129,369</b>   | <b>304,029</b>   | <b>204,568</b>   | <b>198,044</b>   | <b>(241,531)</b> | <b>189,346</b>   | <b>154,962</b>   | <b>(577,891)</b> | <b>(43,609)</b>  | <b>(88,047)</b>  |                   |
| Cash, Beginning of Month             | 2,004,285        | 2,260,614          | 1,017,030        | 1,146,399        | 1,450,427        | 1,654,995        | 1,853,039        | 1,611,507        | 1,800,854        | 1,955,816        | 1,377,926        | 1,334,317        |                   |
| <b>Cash, End of Month</b>            | <b>2,260,614</b> | <b>1,017,030</b>   | <b>1,146,399</b> | <b>1,450,427</b> | <b>1,654,995</b> | <b>1,853,039</b> | <b>1,611,507</b> | <b>1,800,854</b> | <b>1,955,816</b> | <b>1,377,926</b> | <b>1,334,317</b> | <b>1,246,271</b> |                   |

|                        |         |
|------------------------|---------|
| <b>Annual Forecast</b> | 179,999 |
|------------------------|---------|

| Original Budget Total | Favorable / (Unfav.) |
|-----------------------|----------------------|
|-----------------------|----------------------|

| Cert.   | Instr.  |
|---------|---------|
| 61.9%   | 29.9%   |
| 547,931 | (3,321) |

| Pupil:Teacher Ratio | 21.06 |
|---------------------|-------|
|---------------------|-------|

**CalOps Monterey Bay**

**Monthly Cash Flow/Forecast FY24-25**

Revised 5/5/25

ADA = 454.33



|                                  | Jul-24        | Aug-24         | Sep-24         | Oct-24         | Nov-24         | Dec-24         | Jan-25           | Feb-25         | Mar-25         | Apr-25         | May-25         | Jun-25         | Year-End Accruals | Annual Forecast  | Original Budget Total | Favorable / (Unfav.) |
|----------------------------------|---------------|----------------|----------------|----------------|----------------|----------------|------------------|----------------|----------------|----------------|----------------|----------------|-------------------|------------------|-----------------------|----------------------|
| <b>ADA = 560.02</b>              |               |                |                |                |                |                |                  |                |                |                |                |                |                   |                  |                       |                      |
| <b>Revenues</b>                  |               |                |                |                |                |                |                  |                |                |                |                |                |                   |                  |                       |                      |
| <b>State Aid - Revenue Limit</b> |               |                |                |                |                |                |                  |                |                |                |                |                |                   |                  |                       |                      |
| 8011                             |               | 170,086        | 170,086        | 306,155        | 306,155        | 306,155        | 306,155          | 306,155        | 84,556         | 84,555         | 84,555         | 84,555         | 626,394           | 2,835,562        | 3,399,520             | (563,958)            |
| 8012                             |               |                |                | 28,019         |                |                | 28,018           |                |                | 21,506         |                |                | 13,923            | 90,866           | 112,004               | (21,138)             |
| 8019                             |               |                |                |                |                |                |                  |                | (15,517)       | (15,517)       | (15,517)       | (15,517)       | (15,517)          | (77,585)         | -                     | (77,585)             |
| 8096                             |               |                |                |                |                |                | 1,455,280        |                |                | 200,716        | 200,716        | 200,716        | 751,846           | 2,809,273        | 3,518,552             | (709,279)            |
|                                  |               | 170,086        | 170,086        | 334,174        | 306,155        | 306,155        | 1,789,453        | 306,155        | 69,039         | 291,260        | 269,754        | 269,754        | 1,376,046         | 5,658,116        | 7,030,076             | (1,371,960)          |
| <b>Federal Revenue</b>           |               |                |                |                |                |                |                  |                |                |                |                |                |                   |                  |                       |                      |
| 8181                             |               |                |                |                |                |                |                  |                |                |                |                |                | 79,715            | 79,715           | 72,803                | 6,912                |
| 8290                             |               |                |                |                |                |                |                  |                |                |                |                |                |                   |                  | 45,923                | (45,923)             |
| 8291                             |               |                |                |                |                |                |                  |                |                |                |                |                |                   |                  | 9,763                 | (9,763)              |
|                                  |               |                |                |                |                |                |                  |                |                |                |                |                | 79,715            | 79,715           | 128,489               | (48,774)             |
| <b>Other State Revenue</b>       |               |                |                |                |                |                |                  |                |                |                |                |                |                   |                  |                       |                      |
| 8911                             | 24,252        | 24,252         | 43,654         |                | 43,654         | 43,654         | 87,308           |                | 87,229         | 21,485         | 21,485         | 21,485         | 69,056            | 487,513          | 502,053               | (14,541)             |
| 8550                             |               |                |                |                |                | 21,030         |                  |                |                |                |                |                |                   | 21,030           | 20,752                | 278                  |
| 8560                             |               |                |                |                |                | 35,193         |                  |                |                | 38,221         |                |                | 50,618            | 124,032          | 139,445               | (15,413)             |
| 8598                             |               |                |                | (26,105)       |                | 31,674         | 1,260            |                |                |                |                |                |                   | 6,829            | -                     | 6,829                |
| 8599                             |               | 2,327          | 2,327          | 4,189          | 4,189          | 4,189          | 4,189            | 4,189          | 1,988          | 1,988          | 1,988          | 1,988          | 288,433           | 321,584          | 237,512               | 84,372               |
|                                  | 24,252        | 26,579         | 45,981         | (21,916)       | 47,843         | 135,740        | 92,757           | 4,189          | 89,217         | 61,694         | 23,473         | 23,473         | 408,107           | 961,368          | 899,863               | 61,525               |
| <b>Other Local Revenue</b>       |               |                |                |                |                |                |                  |                |                |                |                |                |                   |                  |                       |                      |
| 8660                             |               | 4,111          | 541            | 544            | 592            | 1,010          | 2,898            | 2,858          | 476            | 857            | 857            | 857            |                   | 15,542           | 10,286                | 5,255                |
| 8690                             |               |                |                |                |                | 1,399          |                  |                |                |                |                |                |                   | 1,399            | -                     | 1,399                |
|                                  |               | 4,111          | 541            | 544            | 592            | 2,409          | 2,898            | 2,858          | 476            | 857            | 857            | 857            |                   | 16,941           | 10,286                | 6,654                |
| <b>Total Revenue</b>             | <b>24,252</b> | <b>200,776</b> | <b>216,608</b> | <b>312,802</b> | <b>354,510</b> | <b>444,304</b> | <b>1,685,108</b> | <b>313,202</b> | <b>158,732</b> | <b>353,810</b> | <b>294,084</b> | <b>294,084</b> | <b>1,863,867</b>  | <b>6,716,156</b> | <b>8,068,713</b>      | <b>(1,352,555)</b>   |
| <b>Expenses</b>                  |               |                |                |                |                |                |                  |                |                |                |                |                |                   |                  |                       |                      |
| <b>Certificated Salaries</b>     |               |                |                |                |                |                |                  |                |                |                |                |                |                   |                  |                       |                      |
| 1100                             | 210,202       | 204,499        | 205,845        | 202,910        | 204,433        | 205,454        | 189,184          | 188,055        | 188,895        | 200,445        | 200,445        | 200,445        |                   | 2,400,811        | 2,365,482             | (35,329)             |
| 1175                             | 9,816         | 8,986          | 481,844        | 8,757          | 9,264          | 9,940          | 10,124           | 10,823         | 11,465         | 11,331         | 11,331         | 11,331         |                   | 595,011          | 702,557               | (107,545)            |
| 1200                             | 26,889        | 29,394         | 89,481         | 28,965         | 27,301         | 27,530         | 26,413           | 23,887         | 24,825         | 27,367         | 27,367         | 27,367         |                   | 380,785          | 255,494               | (125,291)            |
| 1300                             | 20,219        | 24,022         | 67,877         | 20,690         | 23,875         | 23,960         | 22,042           | 22,063         | 21,542         | 20,174         | 20,174         | 20,174         |                   | 306,811          | 326,475               | (19,663)             |
|                                  | 267,126       | 266,901        | 899,047        | 261,322        | 264,879        | 266,884        | 247,763          | 244,828        | 246,727        | 259,316        | 259,316        | 259,316        |                   | 3,683,418        | 3,650,007             | (33,411)             |
| <b>Classified Salaries</b>       |               |                |                |                |                |                |                  |                |                |                |                |                |                   |                  |                       |                      |
| 2100                             |               |                | 2,643          |                | 779            | 779            | 719              | 719            | 719            | 1,173          | 1,173          | 1,173          |                   | 12,213           | 17,476                | (5,263)              |
| 2200                             | 779           | 779            |                | 779            |                |                |                  |                |                |                |                |                |                   |                  |                       |                      |
| 2300                             | 8,705         | 8,706          | 29,182         | 8,651          | 5,412          | 5,391          | 4,976            | 4,977          | 4,298          | 8,502          | 8,502          | 8,502          |                   | 105,803          | 50,349                | (55,454)             |
| 2400                             | 3,457         | 3,895          | 11,145         | 4,455          | 4,141          | 4,133          | 3,887            | 4,929          | 5,657          | 5,887          | 5,887          | 5,887          |                   | 63,279           | 15,567                | (47,712)             |
|                                  | 12,941        | 13,320         | 42,970         | 13,885         | 10,332         | 10,289         | 9,582            | 10,625         | 10,674         | 15,561         | 15,561         | 15,561         |                   | 181,295          | 83,392                | (97,903)             |
| <b>Benefits</b>                  |               |                |                |                |                |                |                  |                |                |                |                |                |                   |                  |                       |                      |
| 3101                             | 46,615        | 48,094         | 68,844         | 45,549         | 45,923         | 46,064         | 42,656           | 42,509         | 42,995         | 50,348         | 50,348         | 50,348         |                   | 580,293          | 697,151               | (116,859)            |
| 3301                             | 1,741         | 1,867          | 6,077          | 1,708          | 1,512          | 1,657          | 1,785            | 1,775          | 1,462          | 994            | 994            | 994            |                   | 12,555           | 3,591                 | (8,965)              |
| 3311                             | 3,926         | 7,670          | 12,650         | 3,849          | 3,847          | 3,875          | 3,399            | 3,570          | 3,597          | 4,054          | 4,054          | 4,054          |                   | 58,749           | 53,732                | (5,016)              |
| 3401                             | (1,544)       | 66,060         | 22,460         | 42,952         | 21,798         | 43,677         | 22,872           | 26,580         | 32,067         | 33,412         | 33,412         | 33,412         |                   | 377,159          | 417,340               | (40,180)             |
| 3501                             | 105           | 245            | 210            | 84             | 49             | 3,967          | 2,117            | 217            | 171            | 4,551          | 4,551          | 4,551          |                   | 20,169           | 204,261               | (184,092)            |
| 3601                             | 6,961         | (2,127)        |                | 3,552          |                |                | 3,334            | 5,292          |                | 3,914          | 3,914          | 3,914          |                   | 28,715           | 51,879                | (23,164)             |
| 3901                             | 8,538         | 17,093         | 22,778         | 8,920          | 8,679          | 8,724          | 8,380            | 8,781          | 8,353          | 7,740          | 7,740          | 7,740          |                   | 123,466          | 29,628                | (93,838)             |
|                                  | 66,343        | 138,902        | 133,019        | 106,564        | 81,808         | 107,364        | 84,743           | 88,684         | 88,635         | 105,014        | 105,014        | 105,014        |                   | 1,211,103        | 1,457,562             | (246,459)            |
| <b>Books and Supplies</b>        |               |                |                |                |                |                |                  |                |                |                |                |                |                   |                  |                       |                      |
| 4100                             | 2,592         | 23,136         | 7,669          | 12,041         | 753            | 8,986          | 88               | 2,878          | 3,465          | 568            | 568            | 568            |                   | 63,313           | 61,600                | (1,713)              |
| 4200                             |               |                |                |                |                |                |                  |                |                | 259            | 259            | 259            |                   | 777              | 417,600               | (416,823)            |
| 4302                             | 20,525        | 256            | 146            | 682            | 147            | (49)           | 113              | 10             | 1,511          | 340            | 340            | 340            | 46,297            | 70,666           | 39,500                | (31,166)             |
| 4305                             | 84,452        | 10,659         | 5,944          | 16,514         | 3,575          | 3,187          | 259              | (671)          | 28,841         | 15,705         | 15,705         | 15,705         |                   | 199,875          | 498,900               | (299,025)            |
| 4310                             | 119           | 590            | 8,331          | 3,562          | 2,198          | 971            | 658              | 3,319          | 1,329          | (69)           | (69)           | (69)           |                   | 21,371           | 14,200                | (7,171)              |
| 4311                             |               | 760            | 4              | 6              | 271            | 3              | (3)              | 2              | 44             | 481            | 491            | 491            |                   | 2,560            | 4,200                 | (1,640)              |
| 4400                             | 284           | 1,489          | 240            | (35)           | 27,265         | 2,944          | 419              | 3,523          | 19,483         |                |                | 139,262        |                   | 194,884          | 175,000               | (19,884)             |
|                                  | 107,972       | 36,900         | 22,344         | 32,770         | 34,209         | 16,048         | 1,534            | 9,061          | 55,173         | 17,295         | 17,295         | 156,557        | 46,297            | 553,445          | 1,211,000             | (657,555)            |



**CalOps Monterey Bay**

**Monthly Cash Flow/Forecast FY24-25**

Revised 5/5/25

ADA = 454.33

|   | Jul-24           | Aug-24           | Sep-24           | Oct-24           | Nov-24          | Dec-24          | Jan-25           | Feb-25           | Mar-25          | Apr-25           | May-25           | Jun-25           | Year-End Accruals | Annual Forecast  | Original Budget Total | Favorable / (Unfav.) |
|---|------------------|------------------|------------------|------------------|-----------------|-----------------|------------------|------------------|-----------------|------------------|------------------|------------------|-------------------|------------------|-----------------------|----------------------|
| <b>Subagreement Services</b>                |                  |                  |                  |                  |                 |                 |                  |                  |                 |                  |                  |                  |                   |                  |                       |                      |
| 5102 Special Education                      | 391              | 1,780            | 4,155            | 5,725            | 20,952          | 39,971          | 57,227           | 76,421           | 62,027          | 74,489           | 74,489           | 74,489           | -                 | 493,116          | 464,100               | (29,016)             |
| 5103 Substitute Teacher                     | -                | -                | -                | -                | -               | -               | -                | -                | 111             | 133              | 133              | 133              | -                 | 510              | 12,400                | 11,890               |
| 5105 Security                               | -                | -                | 69               | -                | -               | -               | -                | 20               | 21              | 23               | 23               | 23               | -                 | 179              | -                     | (179)                |
| 5106 Other Educational Consultants          | 2,680            | (2,680)          | -                | -                | (2,150)         | -               | -                | -                | -               | 15               | 15               | 15               | 2,104             | -                | 69,100                | 69,100               |
| 5107 Instructional Services                 | -                | -                | -                | -                | -               | -               | -                | -                | -               | -                | -                | -                | -                 | -                | 25,300                | 25,300               |
|   | 3,071            | (900)            | 4,224            | 5,725            | 18,802          | 39,971          | 57,227           | 76,441           | 62,159          | 74,560           | 74,660           | 74,660           | 2,104             | 493,804          | 571,900               | 78,096               |
| <b>Operations and Housekeeping</b>          |                  |                  |                  |                  |                 |                 |                  |                  |                 |                  |                  |                  |                   |                  |                       |                      |
| 5201 Auto and Travel                        | 56               | 3,136            | 35,701           | 298              | 279             | 31              | -                | 165              | 699             | 2,017            | 2,017            | 2,017            | -                 | 40,316           | 400                   | (46,016)             |
| 5300 Dues & Memberships                     | -                | 38,351           | 1,633            | 115              | 6,055           | 3,084           | 2,991            | 5,300            | 4,886           | 3,956            | 3,956            | 3,956            | -                 | 54,232           | 14,400                | (39,832)             |
| 5400 Insurance                              | 366              | 4,262            | 1,066            | -                | 5,338           | 1,144           | 1,144            | 1,056            | 2,869           | 938              | 938              | 938              | -                 | 20,059           | 10,600                | (9,459)              |
| 5501 Utilities                              | -                | -                | -                | -                | 18              | -               | -                | -                | 14              | 26               | 26               | 26               | -                 | 110              | 600                   | 490                  |
| 5502 Janitorial Services                    | -                | 81               | (7)              | -                | -               | -               | -                | -                | -               | 142              | 142              | 142              | -                 | 500              | 1,400                 | 900                  |
| 5516 Miscellaneous Expense                  | -                | -                | -                | -                | 23              | 3               | -                | -                | -               | 17               | 17               | 17               | -                 | 76               | -                     | (76)                 |
| 5900 Communications                         | 408              | 348              | 375              | 310              | 241             | 1,972           | 347              | 513              | 1,433           | 789              | 789              | 789              | \$27,008.36       | 19,323           | 1,700                 | (33,623)             |
| 5901 Postage and Shipping                   | -                | 256              | -                | 40               | 3               | -               | -                | 1                | 15              | 255              | 255              | 255              | -                 | 1,079            | 15,900                | 14,821               |
|   | 830              | 26,434           | 38,768           | 763              | 11,957          | 5,184           | 4,482            | 7,035            | 9,916           | 8,140            | 8,140            | 8,140            | 27,008            | 157,796          | 45,000                | (112,796)            |
| <b>Facilities, Repairs and Other Leases</b> |                  |                  |                  |                  |                 |                 |                  |                  |                 |                  |                  |                  |                   |                  |                       |                      |
| 5601 Rent                                   | -                | -                | -                | -                | 12,151          | 2,444           | 2,221            | 2,221            | 2,222           | 2,262            | 2,262            | 2,262            | -                 | 28,046           | 10,500                | (17,546)             |
| 5602 Additional Rent                        | -                | 94               | -                | -                | 1,175           | 1,207           | 452              | 1,903            | 885             | 1,904            | 1,904            | 1,904            | -                 | 11,427           | 1,900                 | (9,527)              |
| 5603 Equipment Leases                       | -                | -                | -                | -                | -               | -               | -                | -                | -               | 162              | 162              | 162              | -                 | 486              | 300                   | (186)                |
| 5604 Other Leases                           | -                | -                | 9,265            | -                | 252             | 120             | -                | -                | 117             | 706              | 706              | 706              | -                 | 11,873           | 500                   | (11,373)             |
| 5610 Repairs and Maintenance                | -                | 81               | -                | -                | -               | -               | -                | -                | -               | 216              | 216              | 216              | -                 | 729              | 300                   | (429)                |
|   | -                | 175              | 9,265            | -                | 13,578          | 3,771           | 2,673            | 4,124            | 3,224           | 5,250            | 5,250            | 5,250            | -                 | 52,561           | 13,500                | (39,061)             |
| <b>Professional/Consulting Services</b>     |                  |                  |                  |                  |                 |                 |                  |                  |                 |                  |                  |                  |                   |                  |                       |                      |
| 5801 IT                                     | 24,924           | -                | -                | 4,299            | 1,957           | -               | 3,288            | 5,695            | -               | 4,731            | 4,731            | 4,731            | -                 | 54,357           | 224,800               | 170,443              |
| 5802 Audit & Taxes                          | -                | -                | -                | -                | 1,988           | 1,510           | -                | -                | 1,892           | -                | -                | -                | -                 | 5,390            | 22,400                | 17,010               |
| 5803 Legal                                  | -                | 927              | 897              | 1,084            | 738             | 701             | 542              | 21               | 1,705           | 1,218            | 1,218            | 1,218            | -                 | 10,289           | 10,000                | (289)                |
| 5804 Professional Development               | 564              | 1,038            | 3,150            | 1,164            | 567             | 1,893           | 1,806            | 727              | 318             | 862              | 862              | 862              | -                 | 13,813           | 76,800                | 62,987               |
| 5805 General Consulting                     | 1,352            | 1,400            | 1,179            | 2,189            | 1,780           | 4,045           | 557              | (2,166)          | 2,554           | 968              | 968              | 968              | -                 | 15,794           | 193,400               | 177,606              |
| 5806 Special Activities/Field Trips         | -                | 130              | -                | 637              | 60              | -               | 4                | 75               | 1,689           | 200              | 200              | 200              | 27,227            | 30,422           | 0                     | (30,422)             |
| 5807 Bank Charges                           | -                | -                | -                | -                | -               | -               | -                | -                | -               | 19               | 19               | 19               | -                 | 57               | 100                   | 43                   |
| 5808 Printing                               | -                | -                | -                | 1                | -               | 38              | -                | -                | -               | 0                | 0                | 0                | -                 | 40               | 200                   | 160                  |
| 5809 Other taxes and fees                   | -                | 18               | 258              | 273              | 246             | 252             | 272              | 726              | (1)             | 285              | 285              | 285              | -                 | 2,900            | 21,800                | 18,900               |
| 5810 Payroll Service Fee                    | -                | -                | 680              | -                | -               | -               | -                | 631              | (3,344)         | 37               | 37               | 37               | -                 | (1,920)          | -                     | 1,920                |
| 5811 Management Fee                         | 13,905           | 19,490           | 13,447           | 13,447           | 13,447          | 13,447          | 11,533           | 10,646           | 8,846           | 11,194           | 11,194           | 11,194           | (11,466)          | 114,323          | 161,374               | 27,051               |
| 5812 District Oversight Fee                 | -                | -                | -                | -                | (69,048)        | -               | -                | -                | (631)           | 2,913            | 2,698            | 2,698            | 48,273            | (12,467)         | 70,301                | 82,768               |
| 5814 SPED Encroachment                      | 350              | 350              | 630              | -                | 630             | 630             | 630              | 630              | 630             | 645              | 645              | 645              | -                 | 17,017           | -                     | (17,017)             |
| 5815 Public Relations/Recruitment           | -                | 2,291            | 6,600            | 6,667            | 534             | 580             | 599              | 3,117            | 538             | 3,276            | 3,276            | 3,276            | \$13,990.95       | 44,746           | 76,800                | 32,054               |
|   | 41,095           | 19,644           | 26,841           | 29,761           | (47,101)        | 23,096          | 19,231           | 18,841           | 14,829          | 26,349           | 26,134           | 26,134           | 89,889            | 314,742          | 857,975               | 543,233              |
| <b>Depredation</b>                          |                  |                  |                  |                  |                 |                 |                  |                  |                 |                  |                  |                  |                   |                  |                       |                      |
|   | -                | -                | -                | -                | -               | -               | -                | -                | -               | -                | -                | -                | -                 | -                | -                     | -                    |
| <b>Interest</b>                             |                  |                  |                  |                  |                 |                 |                  |                  |                 |                  |                  |                  |                   |                  |                       |                      |
|   | -                | -                | -                | -                | -               | -               | -                | -                | -               | -                | -                | -                | -                 | -                | -                     | -                    |
| <b>Total Expenses</b>                       | <b>499,378</b>   | <b>501,376</b>   | <b>1,116,468</b> | <b>451,790</b>   | <b>366,458</b>  | <b>473,601</b>  | <b>427,235</b>   | <b>459,639</b>   | <b>491,337</b>  | <b>511,584</b>   | <b>511,369</b>   | <b>650,631</b>   | <b>165,298</b>    | <b>6,648,164</b> | <b>7,890,356</b>      | <b>1,242,192</b>     |
| <b>Monthly Surplus (Deficit)</b>            | <b>(475,126)</b> | <b>(300,600)</b> | <b>(895,660)</b> | <b>(138,968)</b> | <b>(33,926)</b> | <b>(29,297)</b> | <b>1,457,873</b> | <b>(146,437)</b> | <b>(32,605)</b> | <b>(157,774)</b> | <b>(217,285)</b> | <b>(356,547)</b> | <b>1,698,569</b>  | <b>67,995</b>    | <b>178,357</b>        | <b>(110,363)</b>     |

**CalOps Monterey Bay**

**Monthly Cash Flow/Forecast FY24-25**

Revised 5/5/25

ADA = 454.33



**Cash Flow Adjustments**

|                                      | Jul-24           | Aug-24             | Sep-24           | Oct-24           | Nov-24           | Dec-24           | Jan-25           | Feb-25           | Mar-25           | Apr-25           | May-25           | Jun-25           | Year-End Accruals |
|--------------------------------------|------------------|--------------------|------------------|------------------|------------------|------------------|------------------|------------------|------------------|------------------|------------------|------------------|-------------------|
| Monthly Surplus (Deficit)            | (475,126)        | (300,600)          | (899,860)        | (138,988)        | (33,928)         | (29,297)         | 1,457,873        | (146,437)        | (332,605)        | (157,774)        | (217,285)        | (356,547)        | 1,698,569         |
| Cash flows from operating activities |                  |                    |                  |                  |                  |                  |                  |                  |                  |                  |                  |                  |                   |
| Depreciation/Amortization            | -                | -                  | -                | -                | -                | -                | -                | -                | -                | -                | -                | -                | -                 |
| Public Funding Receivables           | 2,051,172        | 28,087             | 76,522           | 58,829           | -                | (86,868)         | 66,868           | -                | -                | -                | -                | -                | (1,863,867)       |
| Grants and Contributions Rec.        | -                | -                  | -                | -                | -                | -                | -                | -                | (53)             | -                | -                | -                | -                 |
| Due To/From Related Parties          | 518,040          | (1,451,578)        | 1,104,190        | (475,492)        | 443,740          | 442,115          | 393,360          | 408,539          | 484,501          | -                | -                | -                | -                 |
| Prepaid Expenses                     | 88,642           | 2,812              | -                | (3,307)          | 37,093           | (1,653)          | (324)            | (708)            | (9,365)          | -                | -                | -                | -                 |
| Other Assets                         | -                | -                  | -                | -                | -                | -                | -                | -                | -                | -                | -                | -                | -                 |
| Accounts Payable                     | (113,810)        | 76,768             | 6,233            | (74,146)         | -                | 32,748           | (12,749)         | 4                | 5,124            | -                | -                | -                | 165,298           |
| Accrued Expenses                     | (14,054)         | (407,067)          | -                | -                | (90,840)         | -                | -                | -                | (1,800)          | -                | -                | -                | -                 |
| Other Liabilities                    | -                | -                  | -                | -                | -                | -                | -                | -                | -                | -                | -                | -                | -                 |
| Deferred Revenue                     | 13,218           | 4,040              | 4,040            | 7,271            | 7,271            | 7,271            | 7,271            | 7,271            | 8,818            | 7,273            | 7,273            | 7,273            | (277,173)         |
| Cash flows from investing activities |                  |                    |                  |                  |                  |                  |                  |                  |                  |                  |                  |                  |                   |
| Purchases of Prop. And Equip.        | -                | -                  | -                | -                | -                | -                | -                | -                | -                | -                | -                | -                | -                 |
| Notes Receivable                     | -                | -                  | -                | -                | -                | -                | -                | -                | -                | -                | -                | -                | -                 |
| Cash flows from financing activities |                  |                    |                  |                  |                  |                  |                  |                  |                  |                  |                  |                  |                   |
| Proceeds from Factoring              | -                | -                  | -                | -                | -                | -                | -                | -                | -                | -                | -                | -                | -                 |
| Payments on Factoring                | -                | -                  | -                | -                | -                | -                | -                | -                | -                | -                | -                | -                | -                 |
| Proceeds/Payments on Debt            | -                | -                  | -                | -                | -                | -                | -                | -                | -                | -                | -                | -                | -                 |
| <b>Total Change in Cash</b>          | <b>2,068,082</b> | <b>(2,047,537)</b> | <b>291,125</b>   | <b>(625,893)</b> | <b>353,335</b>   | <b>364,317</b>   | <b>1,912,299</b> | <b>268,669</b>   | <b>154,620</b>   | <b>(150,501)</b> | <b>(210,012)</b> | <b>(349,274)</b> |                   |
| Cash, Beginning of Month             | 2,134,316        | 4,202,398          | 2,154,860        | 2,445,985        | 1,820,152        | 2,173,489        | 2,537,805        | 4,450,105        | 4,718,773        | 4,873,393        | 4,722,892        | 4,512,880        |                   |
| <b>Cash, End of Month</b>            | <b>4,202,398</b> | <b>2,154,860</b>   | <b>2,445,985</b> | <b>1,820,152</b> | <b>2,173,489</b> | <b>2,537,805</b> | <b>4,450,105</b> | <b>4,718,773</b> | <b>4,873,393</b> | <b>4,722,892</b> | <b>4,512,880</b> | <b>4,163,606</b> |                   |

| Annual Forecast |
|-----------------|
| 67,998          |
| -               |
| -350,743        |
| (53)            |
| 1,867,415       |
| 103,190         |
| -               |
| 65,470          |
| (513,761)       |
| -               |
| (188,883)       |
| -               |
| -               |
| -               |
| -               |
| -               |

| Original Budget Total | Favorable / (Unfav.) |
|-----------------------|----------------------|
|                       |                      |

| Cert.     | Instr.  |
|-----------|---------|
| 78.3%     | 87.2%   |
| 5,256,738 | 481,885 |

| Pupil:Teacher Ratio |
|---------------------|
| 20.49               |

**CalOps Central Coast**  
**Monthly Cash Flow/Forecast FY24-25**

Revised 5/6/25

ADA = 116.02



|  | Jul-24        | Aug-24        | Sep-24        | Oct-24        | Nov-24        | Dec-24         | Jan-25         | Feb-25         | Mar-25        | Apr-25        | May-25        | Jun-25        | Year-End Accruals | Annual Forecast  | Original Forecast Total | Favorable / (Unfav.) |
|--|---------------|---------------|---------------|---------------|---------------|----------------|----------------|----------------|---------------|---------------|---------------|---------------|-------------------|------------------|-------------------------|----------------------|
| <b>Revenues</b>                          |               |               |               |               |               |                |                |                |               |               |               |               |                   |                  |                         |                      |
| <b>State Aid - Revenue Limit</b>         |               |               |               |               |               |                |                |                |               |               |               |               |                   |                  |                         |                      |
| 8011 LCF State Aid                       | 42,845        | 40,783        | 75,265        | 75,265        | 75,265        | 75,265         | 75,265         | 10,095         | 10,095        | 10,095        | 10,095        | 10,094        | 225,397           | 735,824          | 876,348                 | (140,520)            |
| 8012 Education Protection Account        | -             | -             | 6,746         | -             | -             | 6,746          | -              | -              | 2,141         | -             | -             | -             | 7,571             | 23,204           | 27,493                  | (4,289)              |
| 8019 State Aid - Prior Year              | -             | -             | -             | -             | -             | -              | -              | (16,158)       | (16,158)      | -             | -             | -             | -                 | (32,316)         | -                       | (32,316)             |
| 8096 In Lieu of Property Taxes           | -             | -             | -             | -             | 352,531       | -              | -              | -              | -             | 48,400        | 49,400        | 48,400        | 221,052           | 721,789          | 843,821                 | (122,031)            |
|  | 42,845        | 40,783        | 82,011        | 75,265        | 75,265        | 484,548        | 75,265         | (6,063)        | (3,922)       | 58,495        | 59,495        | 59,494        | 454,019           | 1,448,501        | 1,747,657               | (299,156)            |
| <b>Federal Revenue</b>                   |               |               |               |               |               |                |                |                |               |               |               |               |                   |                  |                         |                      |
| 8181 Special Education - Entitlement     | -             | -             | -             | -             | -             | -              | -              | -              | -             | -             | -             | -             | 19,419            | 19,419           | 17,871                  | 1,549                |
| 8290 Title I, Part A - Basic Low Income  | -             | -             | -             | -             | -             | -              | -              | -              | -             | -             | -             | -             | -                 | -                | 14,751                  | (14,751)             |
| 8291 Title II, Part A - Teacher Quality  | -             | -             | -             | -             | -             | -              | -              | -              | -             | -             | -             | -             | -                 | -                | 2,946                   | (2,946)              |
|  | -             | -             | -             | -             | -             | -              | -              | -              | -             | -             | -             | -             | 19,419            | 19,419           | 35,568                  | (16,148)             |
| <b>Other State Revenue</b>               |               |               |               |               |               |                |                |                |               |               |               |               |                   |                  |                         |                      |
| 8911 State Special Education             | 5,899         | 5,899         | 10,510        | -             | 10,510        | 10,510         | 21,020         | -              | 21,000        | 5,304         | 5,304         | 5,304         | 16,238            | 117,378          | 123,238                 | (5,860)              |
| 8550 Mandated Cost                       | -             | -             | -             | -             | 4,951         | -              | -              | -              | -             | -             | -             | -             | -                 | 4,951            | 5,019                   | (68)                 |
| 8560 State Lottery                       | -             | -             | -             | -             | -             | 8,953          | -              | -              | 10,627        | 9,208         | -             | -             | 3,485             | 31,673           | 34,229                  | (2,556)              |
| 8598 Prior Year Revenue                  | -             | -             | -             | -             | (6,635)       | 7,638          | -              | -              | 523           | -             | -             | -             | -                 | 1,606            | -                       | 1,606                |
| 8599 Other State Revenue                 | 560           | 560           | 1,008         | 1,008         | 1,008         | 1,008          | 1,008          | 492            | 492           | 492           | 492           | 492           | 89,143            | 97,763           | 55,649                  | 42,114               |
|  | 6,399         | 6,399         | 11,518        | 1,008         | 9,814         | 27,509         | 22,028         | 492            | 32,742        | 15,004        | 5,796         | 5,796         | 108,866           | 253,371          | 218,135                 | 35,236               |
| <b>Other Local Revenue</b>               |               |               |               |               |               |                |                |                |               |               |               |               |                   |                  |                         |                      |
| 8660 Interest Revenue                    | -             | 1,489         | -             | 3,825         | -             | -              | 6,090          | -              | -             | 877           | 877           | 877           | -                 | 14,034           | 10,521                  | 3,513                |
| 8690 Other Local Revenue                 | -             | -             | -             | -             | -             | 344            | -              | -              | -             | -             | -             | -             | -                 | 344              | -                       | 344                  |
|  | -             | 1,489         | -             | 3,825         | -             | 344            | 6,090          | -              | -             | 877           | 877           | 877           | -                 | 14,378           | 10,521                  | 3,857                |
| <b>Total Revenue</b>                     | <b>49,244</b> | <b>48,671</b> | <b>93,529</b> | <b>80,096</b> | <b>85,079</b> | <b>462,401</b> | <b>103,383</b> | <b>(5,571)</b> | <b>28,820</b> | <b>75,376</b> | <b>66,166</b> | <b>66,167</b> | <b>582,305</b>    | <b>1,735,670</b> | <b>2,011,881</b>        | <b>(276,211)</b>     |
| <b>Expenses</b>                          |               |               |               |               |               |                |                |                |               |               |               |               |                   |                  |                         |                      |
| <b>Certificated Salaries</b>             |               |               |               |               |               |                |                |                |               |               |               |               |                   |                  |                         |                      |
| 1100 Teachers' Salaries                  | 48,506        | 48,463        | 47,495        | 46,819        | 47,170        | 47,408         | 62,932         | 62,686         | 62,957        | 48,611        | 48,611        | 48,611        | -                 | 615,289          | 600,197                 | (15,072)             |
| 1175 Teachers' Extra Duty/Stipends       | 2,265         | 2,072         | 111,194       | 2,020         | 2,137         | 2,293          | 3,368          | 3,606          | 3,820         | 2,748         | 2,748         | 2,748         | -                 | 143,019          | 178,261                 | 37,242               |
| 1200 Pupil Support Salaries              | 6,204         | 6,710         | 19,264        | 6,683         | 6,300         | 6,352          | 8,804          | 7,963          | 8,275         | 6,637         | 6,637         | 6,637         | -                 | 98,465           | 64,827                  | (31,638)             |
| 1300 Administrators' Salaries            | 4,665         | 5,543         | 15,664        | 4,774         | 5,509         | 5,529          | 7,348          | 7,354          | 7,181         | 4,892         | 4,892         | 4,892         | -                 | 78,245           | 82,837                  | 4,592                |
|  | 61,641        | 57,788        | 193,618       | 60,296        | 61,116        | 61,582         | 82,452         | 81,609         | 82,233        | 62,888        | 62,888        | 62,888        | -                 | 930,998          | 926,121                 | (4,877)              |
| <b>Classified Salaries</b>               |               |               |               |               |               |                |                |                |               |               |               |               |                   |                  |                         |                      |
| 2100 Instructional Salaries              | -             | -             | -             | -             | -             | -              | -              | -              | -             | -             | -             | -             | -                 | -                | 4,434                   | 4,434                |
| 2200 Support Salaries                    | 180           | 180           | 610           | 180           | 180           | 179            | 239            | 239            | 239           | 284           | 284           | 284           | -                 | 3,079            | -                       | (3,079)              |
| 2300 Classified Administrators' Salaries | 2,009         | 2,009         | 6,794         | 1,996         | 1,248         | 1,244          | 1,659          | 1,659          | 1,433         | 2,062         | 2,062         | 2,062         | -                 | 26,176           | 12,775                  | (13,401)             |
| 2400 Clerical and Office Staff Salaries  | 798           | 885           | 2,571         | 1,028         | 956           | 949            | 1,295          | 1,643          | 1,886         | 1,428         | 1,428         | 1,428         | -                 | 18,294           | 3,950                   | (12,344)             |
|  | 2,987         | 3,074         | 9,915         | 3,204         | 2,384         | 2,372          | 3,193          | 3,541          | 3,558         | 3,774         | 3,774         | 3,774         | -                 | 45,549           | 21,159                  | (24,390)             |
| <b>Benefits</b>                          |               |               |               |               |               |                |                |                |               |               |               |               |                   |                  |                         |                      |
| 3101 STRS                                | 10,756        | 11,097        | 15,886        | 10,510        | 10,596        | 10,629         | 14,198         | 14,170         | 14,331        | 11,715        | 11,715        | 11,715        | -                 | 147,319          | 176,889                 | 29,570               |
| 3301 OASDI                               | 402           | 491           | 1,404         | 394           | 349           | 382            | 595            | 591            | 484           | 233           | 233           | 233           | -                 | 5,729            | 911                     | (4,818)              |
| 3311 Medicare                            | 906           | 1,770         | 2,919         | 888           | 888           | 895            | 1,198          | 1,190          | 1,199         | 944           | 944           | 944           | -                 | 14,684           | 13,633                  | (1,050)              |
| 3401 Health and Welfare                  | (300)         | 16,352        | 3,650         | 10,683        | 5,490         | 10,870         | 7,622          | 8,857          | 10,726        | 8,103         | 8,103         | 8,103         | -                 | 100,259          | 105,892                 | 5,633                |
| 3501 State Unemployment                  | 24            | 56            | 48            | 7             | 11            | 776            | 709            | 72             | 58            | 2,800         | 2,800         | 2,800         | -                 | 10,155           | 56,204                  | 46,049               |
| 3601 Workers' Compensation               | 1,181         | (62)          | -             | 820           | -             | -              | 1,111          | 1,751          | -             | 911           | 911           | 911           | -                 | 7,531            | 13,163                  | 5,632                |
| 3901 Other Benefits                      | 1,971         | 3,944         | 5,257         | 2,058         | 2,003         | 2,014          | 2,789          | 2,927          | 2,784         | 1,801         | 1,801         | 1,801         | -                 | 31,151           | 7,518                   | (23,634)             |
|  | 14,940        | 39,585        | 31,163        | 25,360        | 19,397        | 25,566         | 28,216         | 29,558         | 29,582        | 26,507        | 26,507        | 26,507        | -                 | 316,828          | 374,211                 | 57,382               |
| <b>Books and Supplies</b>                |               |               |               |               |               |                |                |                |               |               |               |               |                   |                  |                         |                      |
| 4100 Textbooks and Core Materials        | 598           | 5,340         | 1,770         | 2,779         | 174           | 2,073          | 29             | 959            | 1,155         | 138           | 138           | 138           | -                 | 15,200           | 17,300                  | 2,010                |
| 4200 Books and Reference Materials       | -             | -             | -             | -             | -             | -              | -              | -              | -             | 63            | 63            | 63            | -                 | 188              | 93,200                  | 93,012               |
| 4302 School Supplies                     | 4,737         | 61            | 33            | 158           | 36            | (10)           | 37             | 3              | 504           | 95            | 95            | 95            | 11,294            | 17,137           | 3,400                   | (13,737)             |
| 4305 Software                            | 19,216        | 2,462         | 1,372         | 2,882         | 825           | 598            | 11             | (223)          | 9,613         | 3,809         | 3,809         | 3,809         | -                 | 48,185           | 114,900                 | 66,715               |
| 4310 Office Expense                      | 28            | 122           | 1,944         | 822           | 510           | 224            | 159            | 1,107          | 611           | (17)          | (17)          | (17)          | -                 | 5,471            | 4,300                   | (1,171)              |
| 4311 Business Meals                      | -             | 191           | 1             | 1             | 66            | 1              | (1)            | 54             | 41            | 119           | 119           | 119           | -                 | 711              | 1,000                   | 289                  |
| 4400 Noncapitalized Equipment            | 65            | 346           | 55            | (9)           | 6,690         | 679            | 106            | 1,174          | 6,494         | -             | -             | -             | 33,773            | 49,373           | 25,100                  | (24,273)             |
|  | 24,644        | 8,525         | 5,175         | 6,633         | 8,301         | 3,565          | 335            | 3,074          | 18,418        | 4,207         | 4,207         | 37,979        | 11,294            | 136,356          | 259,200                 | 122,844              |



**CalOps Central Coast**

**Monthly Cash Flow/Forecast FY24-25**

Revised 5/6/25

ADA = 116.02

|   | Jul-24          | Aug-24          | Sep-24           | Oct-24          | Nov-24          | Dec-24         | Jan-25          | Feb-25           | Mar-25           | Apr-25          | May-25          | Jun-25          | Year-End Accruals | Annual Forecast  | Original Forecast Total | Favorable / (Unfav.) |
|---|-----------------|-----------------|------------------|-----------------|-----------------|----------------|-----------------|------------------|------------------|-----------------|-----------------|-----------------|-------------------|------------------|-------------------------|----------------------|
| <b>Subagreement Services</b>                |                 |                 |                  |                 |                 |                |                 |                  |                  |                 |                 |                 |                   |                  |                         |                      |
| 5102 Special Education                      | 94              | 1,018           | -                | 249             | 3,212           | 4,207          | 7,365           | 18,655           | 9,379            | 18,065          | 18,065          | 18,065          | -                 | 98,373           | 91,100                  | (7,273)              |
| 5103 Substitute Teacher                     | -               | -               | -                | -               | -               | -              | -               | -                | 37               | 32              | 32              | 32              | -                 | 134              | 5,800                   | 5,666                |
| 5105 Security                               | -               | -               | 16               | -               | -               | -              | -               | 7                | 7                | 6               | 6               | 6               | -                 | 47               | -                       | (47)                 |
| 5106 Other Educational Consultants          | 640             | (640)           | -                | -               | (527)           | -              | -               | -                | -                | 4               | 4               | 4               | 514               | -                | 16,500                  | 16,500               |
| 5107 Instructional Services                 | -               | -               | -                | -               | -               | -              | -               | -                | -                | -               | -               | -               | -                 | -                | 3,600                   | 3,600                |
|   | 734             | 378             | 16               | 249             | 2,685           | 4,207          | 7,365           | 18,662           | 9,423            | 18,107          | 18,107          | 18,107          | 514               | 98,553           | 117,000                 | 18,447               |
| <b>Operations and Housekeeping</b>          |                 |                 |                  |                 |                 |                |                 |                  |                  |                 |                 |                 |                   |                  |                         |                      |
| 5201 Auto and Travel                        | 13              | 1,956           | 9,390            | 317             | 513             | 8              | -               | 136              | 302              | 489             | 489             | 489             | -                 | 14,042           | 3,100                   | (10,942)             |
| 5300 Dues & Memberships                     | -               | 4,321           | 1,706            | 26              | 1,486           | 744            | 726             | 2,667            | 1,629            | 959             | 959             | 959             | -                 | 10,183           | 4,200                   | (11,983)             |
| 5400 Insurance                              | 88              | 559             | 246              | -               | 1,292           | 264            | 264             | 352              | 956              | 228             | 228             | 228             | -                 | 4,644            | 2,500                   | (2,144)              |
| 5501 Utilities                              | -               | -               | -                | -               | 4               | -              | -               | -                | 5                | 6               | 6               | 6               | -                 | 28               | 100                     | 72                   |
| 5502 Janitorial Services                    | -               | 18              | (2)              | -               | -               | -              | -               | -                | -                | 34              | 34              | 34              | -                 | 119              | 300                     | 181                  |
| 5516 Miscellaneous Expense                  | -               | 16              | -                | -               | 6               | 1              | -               | -                | -                | 4               | 4               | 4               | -                 | 35               | -                       | (35)                 |
| 5900 Communications                         | 94              | 80              | 87               | 72              | 58              | 453            | 80              | 170              | 375              | 191             | 191             | 191             | \$6,549.90        | 6,593            | 400                     | (8,193)              |
| 5901 Postage and Shipping                   | -               | 58              | -                | 9               | 1               | -              | -               | 1                | 5                | 62              | 62              | 62              | -                 | 260              | 4,300                   | 4,040                |
|   | 195             | 7,009           | 11,367           | 424             | 3,300           | 1,470          | 1,070           | 3,326            | 3,272            | 1,974           | 1,974           | 1,974           | 6,550             | 43,905           | 14,900                  | (29,005)             |
| <b>Facilities, Repairs and Other Leases</b> |                 |                 |                  |                 |                 |                |                 |                  |                  |                 |                 |                 |                   |                  |                         |                      |
| 5601 Rent                                   | -               | -               | -                | -               | 2,982           | 600            | 686             | 686              | 687              | 549             | 549             | 549             | -                 | 7,287            | 2,000                   | (5,287)              |
| 5602 Additional Rent                        | -               | 22              | -                | -               | 274             | 281            | 121             | 635              | 295              | 462             | 462             | 462             | -                 | 3,013            | 900                     | (2,113)              |
| 5603 Equipment Leases                       | -               | -               | -                | -               | -               | -              | -               | -                | -                | 39              | 39              | 39              | -                 | 118              | 4,700                   | 4,582                |
| 5604 Other Leases                           | -               | -               | 2,274            | -               | 205             | -              | -               | -                | 39               | 171             | 171             | 171             | -                 | 3,032            | 100                     | (2,932)              |
| 5610 Repairs and Maintenance                | -               | 18              | -                | -               | -               | -              | -               | -                | -                | 52              | 52              | 52              | -                 | 176              | 100                     | (76)                 |
|   | -               | 41              | 2,274            | -               | 3,461           | 881            | 807             | 1,321            | 1,021            | 1,273           | 1,273           | 1,273           | -                 | 13,626           | 7,800                   | (5,826)              |
| <b>Professional/Consulting Services</b>     |                 |                 |                  |                 |                 |                |                 |                  |                  |                 |                 |                 |                   |                  |                         |                      |
| 5801 IT                                     | 5,952           | -               | -                | 992             | 451             | -              | 886             | 1,898            | -                | 1,147           | 1,147           | 1,147           | -                 | 13,621           | 92,700                  | 79,079               |
| 5802 Audit & Taxes                          | -               | -               | -                | -               | 499             | 948            | -               | -                | 691              | -               | -               | -               | -                 | 1,436            | 4,700                   | 3,262                |
| 5803 Legal                                  | -               | 214             | 207              | 250             | 170             | 197            | 125             | 7                | 424              | 295             | 295             | 295             | -                 | 2,480            | 2,300                   | (180)                |
| 5804 Professional Development               | 130             | 299             | 727              | 269             | 131             | 487            | 578             | 242              | 106              | 209             | 209             | 209             | -                 | 3,486            | 18,100                  | 14,614               |
| 5805 General Consulting                     | 312             | 423             | 272              | 505             | 411             | 933            | 132             | (399)            | 851              | 235             | 235             | 235             | -                 | 4,044            | 43,400                  | 39,356               |
| 5806 Special Activities/Field Trips         | -               | 31              | -                | 147             | 15              | -              | 1               | 25               | 563              | 54              | 54              | 54              | 6,434             | 7,378            | 0                       | (7,378)              |
| 5807 Bank Charges                           | -               | -               | -                | -               | -               | -              | -               | -                | -                | 5               | 5               | 5               | -                 | 14               | 700                     | 686                  |
| 5808 Printing                               | -               | -               | -                | -               | -               | 30             | -               | -                | -                | 0               | 0               | 0               | -                 | 10               | -                       | (10)                 |
| 5809 Other taxes and fees                   | 21,139          | 5               | 60               | 63              | 56              | 58             | 65              | 241              | 1                | 69              | 69              | 69              | -                 | 11,896           | 6,100                   | (15,796)             |
| 5810 Payroll Service Fee                    | -               | -               | 197              | -               | -               | -              | -               | 211              | (1,168)          | 9               | 9               | 9               | -                 | (773)            | -                       | 773                  |
| 5811 Management Fee                         | 3,320           | 3,113           | 3,353            | 3,353           | 3,353           | 3,353          | 2,662           | 3,549            | 3,549            | 4,000           | 4,000           | 4,000           | 6,395             | 46,000           | 48,000                  | -                    |
| 5812 District Oversight Fee                 | -               | -               | -                | -               | -               | -              | -               | (211)            | 210              | 595             | 595             | 595             | 12,701            | 14,485           | 17,477                  | 2,992                |
| 5814 SPED Encroachment                      | 84              | 84              | 152              | -               | 152             | 152            | 152             | -                | 210              | 159             | 159             | 159             | -                 | 4,104            | -                       | (4,104)              |
| 5815 Public Relations/Recruitment           | -               | 529             | 1,544            | 1,339           | 124             | 134            | 149             | 802              | 179              | 795             | 795             | 795             | \$3,393.00        | 10,777           | 23,500                  | 12,723               |
|   | 30,937          | 4,538           | 6,472            | 7,118           | 5,322           | 5,622          | 4,750           | 6,365            | 5,346            | 7,572           | 7,572           | 7,572           | 31,773            | 130,960          | 256,977                 | 126,016              |
| <b>Depredation</b>                          |                 |                 |                  |                 |                 |                |                 |                  |                  |                 |                 |                 |                   |                  |                         |                      |
|   | -               | -               | -                | -               | -               | -              | -               | -                | -                | -               | -               | -               | -                 | -                | -                       | -                    |
| <b>Interest</b>                             |                 |                 |                  |                 |                 |                |                 |                  |                  |                 |                 |                 |                   |                  |                         |                      |
|   | -               | -               | -                | -               | -               | -              | -               | -                | -                | -               | -               | -               | -                 | -                | -                       | -                    |
| <b>Total Expenses</b>                       | <b>136,078</b>  | <b>114,938</b>  | <b>260,000</b>   | <b>103,284</b>  | <b>105,906</b>  | <b>105,265</b> | <b>128,188</b>  | <b>147,456</b>   | <b>152,853</b>   | <b>126,301</b>  | <b>126,301</b>  | <b>160,074</b>  | <b>50,131</b>     | <b>1,716,776</b> | <b>1,977,368</b>        | <b>260,592</b>       |
| <b>Monthly Surplus (Deficit)</b>            | <b>(66,834)</b> | <b>(66,267)</b> | <b>(166,471)</b> | <b>(23,186)</b> | <b>(20,827)</b> | <b>357,136</b> | <b>(24,805)</b> | <b>(153,027)</b> | <b>(124,033)</b> | <b>(50,925)</b> | <b>(60,133)</b> | <b>(93,907)</b> | <b>532,174</b>    | <b>18,894</b>    | <b>34,514</b>           | <b>(15,619)</b>      |



**CalOps Central Coast**  
**Monthly Cash Flow/Forecast FY24-25**

Revised 5/6/25

ADA = 116.02

**Cash Flow Adjustments**

|                                      | Jul-24           | Aug-24           | Sep-24           | Oct-24           | Nov-24           | Dec-24           | Jan-25           | Feb-25           | Mar-25           | Apr-25           | May-25           | Jun-25           | Year-End Accruals |
|--------------------------------------|------------------|------------------|------------------|------------------|------------------|------------------|------------------|------------------|------------------|------------------|------------------|------------------|-------------------|
| Monthly Surplus (Deficit)            | (86,894)         | (66,267)         | (166,471)        | (23,186)         | (20,827)         | 357,136          | (24,805)         | (159,027)        | (124,039)        | (50,925)         | (60,139)         | (93,907)         | 532,174           |
| Cash flows from operating activities |                  |                  |                  |                  |                  |                  |                  |                  |                  |                  |                  |                  |                   |
| Depreciation/Amortization            | -                | -                | -                | -                | -                | -                | -                | -                | -                | -                | -                | -                | -                 |
| Public Funding Receivables           | 83,847           | -                | 26,768           | -                | 6,654            | -                | -                | -                | -                | -                | -                | -                | (582,305)         |
| Grants and Contributions Rec.        | -                | 250              | -                | -                | -                | -                | -                | -                | (18)             | -                | -                | -                | 237               |
| Due To/From Related Parties          | 118,489          | (475,601)        | 256,676          | 156,219          | 101,502          | 100,626          | 124,572          | 134,421          | 154,195          | -                | -                | -                | 670,087           |
| Prepaid Expenses                     | 20,040           | 671              | -                | (763)            | 6,650            | (382)            | (108)            | (236)            | (3,122)          | -                | -                | -                | 22,750            |
| Other Assets                         | -                | -                | -                | -                | -                | -                | -                | -                | -                | -                | -                | -                | -                 |
| Accounts Payable                     | (23,605)         | 76,458           | (56,438)         | (17,977)         | -                | 2,805            | (2,804)          | 1                | 1,742            | -                | -                | -                | 50,133            |
| Accrued Expenses                     | 849,845          | (92,497)         | -                | -                | (853,096)        | -                | -                | 3,719            | 3,719            | -                | -                | -                | (88,262)          |
| Other Liabilities                    | -                | -                | -                | -                | -                | -                | -                | -                | -                | -                | -                | -                | -                 |
| Deferred Revenue                     | -                | 2,062            | 1,856            | 1,856            | 1,856            | 1,856            | 1,856            | 2,154            | 1,858            | 1,858            | 1,858            | 1,858            | (78,591)          |
| Cash flows from investing activities |                  |                  |                  |                  |                  |                  |                  |                  |                  |                  |                  |                  |                   |
| Purchases of Prop. And Equip.        | -                | -                | -                | -                | -                | -                | -                | -                | -                | -                | -                | -                | -                 |
| Notes Receivable                     | -                | -                | -                | -                | -                | -                | -                | -                | -                | -                | -                | -                | -                 |
| Cash flows from financing activities |                  |                  |                  |                  |                  |                  |                  |                  |                  |                  |                  |                  |                   |
| Proceeds from Factoring              | -                | -                | -                | -                | -                | -                | -                | -                | -                | -                | -                | -                | -                 |
| Payments on Factoring                | -                | -                | -                | -                | -                | -                | -                | -                | -                | -                | -                | -                | -                 |
| Proceeds/(Payments) on Debt          | -                | -                | -                | -                | -                | -                | -                | -                | -                | -                | -                | -                | -                 |
| <b>Total Change in Cash</b>          | <b>961,776</b>   | <b>(555,924)</b> | <b>62,991</b>    | <b>116,149</b>   | <b>(757,201)</b> | <b>462,042</b>   | <b>98,711</b>    | <b>(12,974)</b>  | <b>34,335</b>    | <b>(49,067)</b>  | <b>(58,275)</b>  | <b>(92,049)</b>  |                   |
| Cash, Beginning of Month             | 1,330,337        | 2,292,113        | 1,736,189        | 1,798,580        | 1,914,723        | 1,157,523        | 1,619,565        | 1,718,276        | 1,705,302        | 1,739,637        | 1,690,570        | 1,632,295        |                   |
| <b>Cash, End of Month</b>            | <b>2,292,113</b> | <b>1,736,189</b> | <b>1,798,580</b> | <b>1,914,723</b> | <b>1,157,523</b> | <b>1,619,565</b> | <b>1,718,276</b> | <b>1,705,302</b> | <b>1,739,637</b> | <b>1,690,570</b> | <b>1,632,295</b> | <b>1,540,246</b> |                   |

|                        |          |
|------------------------|----------|
| <b>Annual Forecast</b> | 18,894   |
| (465,036)              | 237      |
| 670,087                | 22,750   |
| 10,313                 | (88,262) |
| (57,663)               |          |

| Original Forecast Total | Favorable / (Unfav.) |
|-------------------------|----------------------|
| 553,293                 | 71,052               |

| Cert. | Instr. |
|-------|--------|
| 67.5% | 64.1%  |

| Pupil:Teacher Ratio |
|---------------------|
| 19.82               |

Southern California

Budget vs Actual

For the period ended March 31, 2025

|   | Current Period<br>Actual | Current Period<br>Budget | Current Period<br>Variance | Current Year<br>Actual | YTD Budget        | YTD Budget<br>Variance | Total Budget      |
|---|--------------------------|--------------------------|----------------------------|------------------------|-------------------|------------------------|-------------------|
| <b>Revenue</b>  |                          |                          |                            |                        |                   |                        |                   |
| State Aid - Revenue Limit                                 |                          |                          |                            |                        |                   |                        |                   |
| LCFF Revenue  | \$ 98,146                | \$ 1,600,004             | \$ (1,501,858)             | \$ 9,652,241           | \$ 11,386,456     | \$ (1,734,215)         | \$ 17,786,476     |
| Economic Protection Account Funding                       | 81,052                   | 245,982                  | (164,930)                  | 570,660                | 737,946           | (167,286)              | 983,929           |
| State Aid - Prior Year                                    | 95,530                   | 0                        | 95,530                     | 191,032                | 0                 | 191,032                | 0                 |
| In Lieu of Property Taxes                                 | 6,426,664                | 6,157,226                | 269,438                    | 33,051,413             | 31,689,919        | 1,361,494              | 44,004,370        |
| <b>Total State Aid - Revenue Limit</b>                    | <b>6,701,392</b>         | <b>8,003,212</b>         | <b>(1,301,820)</b>         | <b>43,465,346</b>      | <b>43,814,321</b> | <b>(348,975)</b>       | <b>62,774,775</b> |
| <b>Federal Revenue</b>                                    |                          |                          |                            |                        |                   |                        |                   |
| Federal Special Education - IDEA                          | 0                        | 57,532                   | (57,532)                   | 0                      | 409,426           | (409,426)              | 639,554           |
| Federal Special Education-Mental Health                   | 87,621                   | 0                        | 87,621                     | 87,621                 | 0                 | 87,621                 | 0                 |
| Title I, Part A - Basic Low Income                        | 381,022                  | 0                        | 381,022                    | 626,118                | 772,825           | (146,707)              | 772,825           |
| Title II, Part A - Teacher Quality                        | 0                        | 0                        | 0                          | 39,166                 | 138,384           | (99,218)               | 138,384           |
| Title V, Part B - Charter School Grants                   | 1,602                    | 0                        | 1,602                      | 16,169                 | 61,655            | (45,486)               | 61,655            |
| Federal - Prior Year Adjustments                          | 0                        | 0                        | 0                          | 302,803                | 0                 | 302,803                | 0                 |
| <b>Total Federal Revenue</b>                              | <b>470,245</b>           | <b>57,532</b>            | <b>412,713</b>             | <b>1,071,877</b>       | <b>1,382,290</b>  | <b>(310,413)</b>       | <b>1,612,418</b>  |
| <b>Other State Revenue</b>                                |                          |                          |                            |                        |                   |                        |                   |
| State Special Education - AB602                           | 762,129                  | 396,744                  | 365,385                    | 3,092,876              | 2,823,434         | 269,442                | 4,410,409         |
| State - Mandated Cost Reimbursement                       | 0                        | 0                        | 0                          | 178,144                | 177,173           | 972                    | 177,172           |
| State - State Lottery                                     | 392,030                  | 0                        | 392,031                    | 700,166                | 306,369           | 393,796                | 1,224,991         |
| Prior Year Revenues                                       | 23,097                   | 0                        | 23,096                     | 90,459                 | 0                 | 90,459                 | 0                 |
| State - Other State Revenue                               | 18,190                   | 22,138                   | (3,948)                    | 260,034                | 1,532,429         | (1,272,395)            | 2,995,982         |
| <b>Total Other State Revenue</b>                          | <b>1,195,446</b>         | <b>418,882</b>           | <b>776,564</b>             | <b>4,321,679</b>       | <b>4,839,405</b>  | <b>(517,726)</b>       | <b>8,808,554</b>  |
| <b>Other Local Revenue</b>                                |                          |                          |                            |                        |                   |                        |                   |
| Interest Revenue  | 6,861                    | 5,366                    | 1,495                      | 55,533                 | 48,296            | 7,237                  | 64,395            |
| Other Local Revenue                                       | 0                        | 0                        | 0                          | 12,306                 | 0                 | 12,306                 | 0                 |
| <b>Total Other Local Revenue</b>                          | <b>6,861</b>             | <b>5,366</b>             | <b>1,495</b>               | <b>67,839</b>          | <b>48,296</b>     | <b>19,543</b>          | <b>64,395</b>     |
| <b>Total Revenue</b>                                      | <b>8,373,944</b>         | <b>8,484,992</b>         | <b>(111,048)</b>           | <b>48,926,741</b>      | <b>50,084,312</b> | <b>(1,157,571)</b>     | <b>73,260,142</b> |
| <b>Expenses</b>   |                          |                          |                            |                        |                   |                        |                   |
| <b>Certificated Salaries</b>                              |                          |                          |                            |                        |                   |                        |                   |
| Certificated Teachers' Salaries                           | 1,791,905                | 1,738,806                | 53,099                     | 16,644,841             | 15,649,253        | 995,589                | 20,865,670        |
| Certificated Teachers' Extra Duties/Stipends              | 108,901                  | 563,380                  | (454,479)                  | 5,106,069              | 4,507,038         | 599,029                | 6,197,179         |
| Certificated Pupil Support Salaries                       | 235,841                  | 187,807                  | 48,034                     | 2,744,352              | 1,690,263         | 1,054,089              | 2,253,683         |
| Certificated Supervisors' and Administrators' Salaries    | 204,645                  | 239,983                  | (35,337)                   | 2,263,336              | 2,159,849         | 103,488                | 2,879,798         |
| <b>Total Certificated Salaries</b>                        | <b>2,341,292</b>         | <b>2,729,976</b>         | <b>(388,683)</b>           | <b>26,758,598</b>      | <b>24,006,403</b> | <b>2,752,195</b>       | <b>32,196,330</b> |
| <b>Classified Salaries</b>                                |                          |                          |                            |                        |                   |                        |                   |
| Classified Instructional Salaries                         | 0                        | 10,705                   | (10,706)                   | 0                      | 96,345            | (96,346)               | 154,153           |
| Classified Support Salaries                               | 6,829                    | 0                        | 6,829                      | 79,817                 | 0                 | 79,817                 | 0                 |
| Classified Supervisors' and Administrators' Salaries      | 40,831                   | 30,842                   | 9,989                      | 734,883                | 277,577           | 457,307                | 444,123           |
| Clerical, Technical, and Office Staff Salaries            | 53,744                   | 9,536                    | 44,208                     | 420,324                | 85,824            | 334,500                | 137,319           |
| <b>Total Classified Salaries</b>                          | <b>101,404</b>           | <b>51,083</b>            | <b>50,320</b>              | <b>1,235,024</b>       | <b>459,746</b>    | <b>775,278</b>         | <b>735,595</b>    |
| <b>Benefits</b>   |                          |                          |                            |                        |                   |                        |                   |
| State Teachers' Retirement System, certificated positions | 408,449                  | 521,425                  | (112,976)                  | 3,895,733              | 4,585,223         | (689,490)              | 6,149,499         |
| OASDI/Medicare/Alternative, certificated positions        | 13,872                   | 2,639                    | 11,233                     | 179,871                | 23,754            | 156,117                | 31,671            |
| Medicare certificated positions                           | 34,212                   | 40,176                   | (5,964)                    | 427,421                | 353,438           | 73,983                 | 473,965           |
| Health and Welfare Benefits, certificated positions       | 295,218                  | 306,637                  | (11,419)                   | 2,423,828              | 2,759,738         | (335,909)              | 3,679,650         |
| State Unemployment Insurance, certificated positions      | 1,708                    | 23,863                   | (22,155)                   | 60,178                 | 202,835           | (142,659)              | 238,630           |
| Workers' Compensation Insurance, certificated positions   | 0                        | 38,790                   | (38,790)                   | 157,684                | 341,251           | (183,566)              | 457,620           |
| Other Benefits, certificated positions                    | 79,357                   | 22,153                   | 57,204                     | 962,665                | 194,889           | 767,776                | 261,347           |
| <b>Total Benefits</b>                                     | <b>832,816</b>           | <b>955,683</b>           | <b>(122,867)</b>           | <b>8,107,380</b>       | <b>8,461,128</b>  | <b>(353,748)</b>       | <b>11,292,382</b> |
| <b>Books &amp; Supplies</b>                               |                          |                          |                            |                        |                   |                        |                   |
| Textbooks and Core Curricula Materials                    | 32,915                   | 50,950                   | (18,035)                   | 561,934                | 458,550           | 103,384                | 611,400           |
| Books and Other Reference Materials                       | 0                        | 313,783                  | (313,783)                  | 0                      | 2,824,050         | (2,824,050)            | 3,765,400         |
| School Supplies   | 14,640                   | 276                      | 14,364                     | 229,745                | 5,844             | 223,901                | 126,900           |
| Software  | 273,987                  | 397,091                  | (123,104)                  | 1,463,404              | 3,573,825         | (2,110,421)            | 4,765,100         |
| Office Expense  | 18,308                   | 11,775                   | 6,533                      | 215,759                | 105,975           | 109,784                | 141,300           |
| Business Meals  | 731                      | 3,242                    | (2,511)                    | 24,416                 | 29,175            | (4,759)                | 38,900            |
| Noncapitalized Equipment                                  | 186,022                  | 3,834                    | 182,188                    | 510,733                | 81,349            | 429,385                | 1,766,400         |
| <b>Total Books &amp; Supplies</b>                         | <b>526,603</b>           | <b>780,951</b>           | <b>(254,348)</b>           | <b>3,005,991</b>       | <b>7,078,768</b>  | <b>(4,072,776)</b>     | <b>11,215,400</b> |
| <b>Subagreement Services</b>                              |                          |                          |                            |                        |                   |                        |                   |
| Special Education   | 429,897                  | 375,508                  | 54,389                     | 2,437,318              | 3,379,575         | (942,258)              | 4,506,100         |
| Substitute Teacher  | 1,061                    | 10,184                   | (9,123)                    | 1,060                  | 91,649            | (90,590)               | 122,200           |
| Security  | 198                      | 0                        | 199                        | 1,029                  | 0                 | 1,029                  | 0                 |
| Other Educational Consultants                             | 0                        | 1,503                    | (1,503)                    | (18,890)               | 31,892            | (50,781)               | 692,500           |
| Instructional Services                                    | 0                        | 27,308                   | (27,309)                   | 0                      | 245,775           | (245,775)              | 327,700           |
| <b>Total Subagreement Services</b>                        | <b>431,156</b>           | <b>414,503</b>           | <b>16,653</b>              | <b>2,420,517</b>       | <b>3,748,891</b>  | <b>(1,328,375)</b>     | <b>5,648,500</b>  |
| <b>Professional/Consulting Services</b>                   |                          |                          |                            |                        |                   |                        |                   |
| IT  | 3,080                    | 196,467                  | (193,386)                  | 383,256                | 1,768,200         | (1,384,944)            | 2,357,600         |
| Audit and Tax   | 17,972                   | 0                        | 17,971                     | 49,711                 | 177,600           | (127,890)              | 177,600           |
| Legal   | 22,300                   | 19,900                   | 2,401                      | (161,806)              | 179,100           | (340,906)              | 238,800           |
| Professional Development                                  | 3,013                    | 68,766                   | (65,754)                   | 109,664                | 618,901           | (509,235)              | 825,200           |
| General Consulting  | 24,266                   | 110,042                  | (85,776)                   | 119,313                | 990,375           | (871,063)              | 1,320,500         |
| Special Activities  | 15,456                   | 469                      | 14,987                     | 43,258                 | 9,955             | 33,302                 | 216,179           |

**Southern California**

**Budget vs Actual**

For the period ended March 31, 2025

|   | Current Period<br>Actual | Current Period<br>Budget | Current Period<br>Variance | Current Year<br>Actual | YTD Budget        | YTD Budget<br>Variance | Total Budget      |
|---|--------------------------|--------------------------|----------------------------|------------------------|-------------------|------------------------|-------------------|
| Bank Charges  | 93                       | 350                      | (257)                      | 964                    | 3,150             | (2,185)                | 4,200             |
| Printing  | 0                        | 150                      | (150)                      | 357                    | 1,350             | (993)                  | 1,800             |
| Other Taxes and Fees                                | 16                       | 6,342                    | (6,326)                    | 49,706                 | 57,075            | (7,369)                | 76,100            |
| Payroll Service Fee                                 | (206,639)                | 0                        | (206,638)                  | (17,901)               | 0                 | (17,901)               | 0                 |
| Management Fee                                      | 101,136                  | 122,100                  | (20,965)                   | 1,040,444              | 1,098,902         | (58,458)               | 1,465,203         |
| District Oversight Fee                              | 182,515                  | 80,032                   | 102,483                    | 417,754                | 438,144           | (20,390)               | 627,747           |
| SELPA Fees  | 0                        | 0                        | 0                          | 28,152                 | 0                 | 28,152                 | 0                 |
| Public Relations                                    | 5,109                    | 85,808                   | (80,699)                   | 264,502                | 772,275           | (507,773)              | 1,029,700         |
| <b>Total Professional/Consulting Services</b>       | <b>168,317</b>           | <b>690,426</b>           | <b>(522,109)</b>           | <b>2,327,374</b>       | <b>6,115,027</b>  | <b>(3,787,653)</b>     | <b>8,340,629</b>  |
| <b>Facilities, Repairs &amp; Other Leases</b>       |                          |                          |                            |                        |                   |                        |                   |
| Rent  | 20,881                   | 34,309                   | (13,428)                   | 191,732                | 308,775           | (117,042)              | 411,700           |
| Additional Rent                                     | 8,809                    | 12,108                   | (3,299)                    | 80,945                 | 108,975           | (28,031)               | 145,300           |
| Equipment Leases                                    | 0                        | 1,417                    | (1,417)                    | 10,878                 | 12,750            | (1,872)                | 17,000            |
| Other Leases  | 14,711                   | 13,450                   | 1,261                      | 120,036                | 121,050           | (1,014)                | 161,400           |
| Repairs and Maintenance                             | 1,154                    | 950                      | 204                        | 15,847                 | 8,550             | 7,298                  | 11,400            |
| <b>Total Facilities, Repairs &amp; Other Leases</b> | <b>45,555</b>            | <b>62,234</b>            | <b>(16,679)</b>            | <b>419,438</b>         | <b>560,100</b>    | <b>(140,661)</b>       | <b>746,800</b>    |
| <b>Operations &amp; Housekeeping</b>                |                          |                          |                            |                        |                   |                        |                   |
| Auto and Travel Expense                             | 9,678                    | 23,475                   | (13,797)                   | 426,797                | 211,275           | 215,521                | 281,700           |
| Dues & Memberships                                  | 46,414                   | 10,816                   | 35,598                     | 379,428                | 97,350            | 282,078                | 129,800           |
| Insurance   | 27,258                   | 10,300                   | 16,958                     | 149,948                | 92,700            | 57,248                 | 123,600           |
| Utilities   | (420)                    | 2,150                    | (2,571)                    | 5,843                  | 19,350            | (13,507)               | 25,800            |
| Janitorial/Trash Removal                            | 1,296                    | 1,667                    | (370)                      | 14,220                 | 15,000            | (779)                  | 20,000            |
| Miscellaneous Expense                               | 0                        | 0                        | 0                          | 912                    | 0                 | 911                    | 0                 |
| Communications                                      | 14,416                   | 2,933                    | 11,483                     | 73,564                 | 26,400            | 47,164                 | 35,200            |
| Postage and Shipping                                | 144                      | 12,359                   | (12,215)                   | 13,912                 | 111,225           | (97,312)               | 148,300           |
| <b>Total Operations &amp; Housekeeping</b>          | <b>98,786</b>            | <b>63,700</b>            | <b>35,086</b>              | <b>1,064,624</b>       | <b>573,300</b>    | <b>491,324</b>         | <b>764,400</b>    |
| <b>Depreciation</b>                                 |                          |                          |                            |                        |                   |                        |                   |
| Depreciation Expense                                | 180                      | 200                      | (20)                       | 1,627                  | 1,800             | (174)                  | 2,400             |
| <b>Total Depreciation</b>                           | <b>180</b>               | <b>200</b>               | <b>(20)</b>                | <b>1,627</b>           | <b>1,800</b>      | <b>(174)</b>           | <b>2,400</b>      |
| <b>Total Expenses</b>                               | <b>4,546,109</b>         | <b>5,748,756</b>         | <b>(1,202,647)</b>         | <b>45,340,573</b>      | <b>51,005,163</b> | <b>(5,664,590)</b>     | <b>70,942,436</b> |
| <b>Change in Net Assets</b>                         | <b>3,827,835</b>         |                          |                            | <b>3,586,168</b>       |                   |                        |                   |
| <b>Net Assets, Beginning of Period</b>              | <b>16,607,714</b>        |                          |                            | <b>16,849,381</b>      |                   |                        |                   |
| <b>Net Assets, End of Period</b>                    | <b>\$ 20,435,549</b>     |                          |                            | <b>\$ 20,435,549</b>   |                   |                        |                   |

Central Valley

Budget vs Actual

For the period ended March 31, 2025

|   | Current Period Actual | Current Period Budget | Current Period Variance | Current Year Actual | YTD Budget       | YTD Budget Variance | Total Budget      |
|---|-----------------------|-----------------------|-------------------------|---------------------|------------------|---------------------|-------------------|
| <b>Revenue</b>  |                       |                       |                         |                     |                  |                     |                   |
| State Aid - Revenue Limit                                 |                       |                       |                         |                     |                  |                     |                   |
| LCFF Revenue  | \$ 606,012            | \$ 718,499            | \$ (112,488)            | \$ 5,468,757        | \$ 5,105,433     | \$ 363,324          | \$ 7,799,332      |
| Economic Protection Account Funding                       | 0                     | 705,602               | (705,601)               | 813,630             | 2,116,804        | (1,303,173)         | 3,002,510         |
| State Aid - Prior Year                                    | 0                     | 0                     | 0                       | (7,189)             | 0                | (7,190)             | 0                 |
| In Lieu of Property Taxes                                 | 116,146               | 68,327                | 47,819                  | 359,966             | 351,128          | 8,838               | 487,782           |
| <b>Total State Aid - Revenue Limit</b>                    | <b>722,158</b>        | <b>1,492,428</b>      | <b>(770,270)</b>        | <b>6,635,164</b>    | <b>7,573,365</b> | <b>(938,201)</b>    | <b>11,289,624</b> |
| <b>Federal Revenue</b>                                    |                       |                       |                         |                     |                  |                     |                   |
| Federal Special Education - IDEA                          | 0                     | 9,477                 | (9,477)                 | 0                   | 67,341           | (67,341)            | 105,250           |
| Title I, Part A - Basic Low Income                        | 0                     | 0                     | 0                       | 58,393              | 143,239          | (84,846)            | 143,239           |
| Title II, Part A - Teacher Quality                        | 0                     | 0                     | 0                       | 7,735               | 22,752           | (15,017)            | 22,752            |
| Title V, Part B - Charter School Grants                   | 0                     | 0                     | 0                       | 2,719               | 11,187           | (8,468)             | 11,187            |
| Federal - Prior Year Adjustments                          | 0                     | 0                     | 0                       | 60,220              | 0                | 60,220              | 0                 |
| <b>Total Federal Revenue</b>                              | <b>0</b>              | <b>9,477</b>          | <b>(9,477)</b>          | <b>129,067</b>      | <b>244,519</b>   | <b>(115,452)</b>    | <b>282,428</b>    |
| <b>Other State Revenue</b>                                |                       |                       |                         |                     |                  |                     |                   |
| State Special Education - AB602                           | 124,706               | 65,355                | 59,351                  | 506,112             | 464,390          | 41,723              | 725,808           |
| State - Mandated Cost Reimbursement                       | 0                     | 0                     | 0                       | 28,124              | 28,251           | (128)               | 28,252            |
| State - State Lottery                                     | 0                     | 0                     | 0                       | 50,056              | 50,379           | (322)               | 201,593           |
| Prior Year Revenues                                       | 0                     | 0                     | 0                       | 8,196               | 0                | 8,196               | 0                 |
| State - Other State Revenue                               | 0                     | 3,643                 | (3,643)                 | 36,603              | 263,735          | (227,133)           | 516,136           |
| <b>Total Other State Revenue</b>                          | <b>124,706</b>        | <b>68,998</b>         | <b>55,708</b>           | <b>629,091</b>      | <b>806,755</b>   | <b>(177,664)</b>    | <b>1,471,789</b>  |
| <b>Other Local Revenue</b>                                |                       |                       |                         |                     |                  |                     |                   |
| Interest Revenue  | 106                   | 0                     | 106                     | 5,154               | 0                | 5,154               | 0                 |
| Other Local Revenue                                       | 0                     | 0                     | 0                       | 2,025               | 0                | 2,025               | 0                 |
| <b>Total Other Local Revenue</b>                          | <b>106</b>            | <b>0</b>              | <b>106</b>              | <b>7,179</b>        | <b>0</b>         | <b>7,179</b>        | <b>0</b>          |
| <b>Total Revenue</b>                                      | <b>846,970</b>        | <b>1,570,903</b>      | <b>(723,933)</b>        | <b>7,400,501</b>    | <b>8,624,639</b> | <b>(1,224,138)</b>  | <b>13,043,841</b> |
| <b>Expenses</b>   |                       |                       |                         |                     |                  |                     |                   |
| <b>Certificated Salaries</b>                              |                       |                       |                         |                     |                  |                     |                   |
| Certificated Teachers' Salaries                           | 346,277               | 285,388               | 60,889                  | 2,958,420           | 2,568,490        | 389,930             | 3,424,653         |
| Certificated Teachers' Extra Duties/Stipends              | 21,019                | 92,467                | (71,447)                | 872,665             | 739,734          | 132,932             | 1,017,134         |
| Certificated Pupil Support Salaries                       | 45,513                | 30,824                | 14,688                  | 482,126             | 277,420          | 204,705             | 369,894           |
| Certificated Supervisors' and Administrators' Salaries    | 39,493                | 39,388                | 105                     | 398,267             | 354,493          | 43,774              | 472,657           |
| <b>Total Certificated Salaries</b>                        | <b>452,302</b>        | <b>448,067</b>        | <b>4,235</b>            | <b>4,711,478</b>    | <b>3,940,137</b> | <b>771,341</b>      | <b>5,284,338</b>  |
| <b>Classified Salaries</b>                                |                       |                       |                         |                     |                  |                     |                   |
| Classified Instructional Salaries                         | 0                     | 1,757                 | (1,757)                 | 0                   | 15,813           | (15,813)            | 25,301            |
| Classified Support Salaries                               | 1,318                 | 0                     | 1,318                   | 14,010              | 0                | 14,010              | 0                 |
| Classified Supervisors' and Administrators' Salaries      | 7,880                 | 5,062                 | 2,818                   | 127,737             | 45,558           | 82,179              | 72,894            |
| Clerical, Technical, and Office Staff Salaries            | 10,372                | 1,565                 | 8,806                   | 74,451              | 14,087           | 60,364              | 22,538            |
| <b>Total Classified Salaries</b>                          | <b>19,570</b>         | <b>8,384</b>          | <b>11,185</b>           | <b>216,198</b>      | <b>75,458</b>    | <b>140,740</b>      | <b>120,733</b>    |
| <b>Benefits</b>   |                       |                       |                         |                     |                  |                     |                   |
| State Teachers' Retirement System, certificated positions | 78,823                | 85,581                | (6,757)                 | 698,111             | 752,566          | (54,454)            | 1,009,308         |
| OASDI/Medicare/Alternative, certificated positions        | 2,663                 | 433                   | 2,229                   | 31,593              | 3,899            | 27,694              | 5,198             |
| Medicare certificated positions                           | 6,595                 | 6,594                 | 2                       | 74,838              | 58,009           | 16,828              | 77,791            |
| Health and Welfare Benefits, certificated positions       | 58,969                | 50,934                | 8,035                   | 427,122             | 458,405          | (31,283)            | 611,207           |
| State Unemployment Insurance, certificated positions      | 314                   | 23,785                | (23,472)                | 10,750              | 202,175          | (191,425)           | 237,853           |
| Workers' Compensation Insurance, certificated positions   | 0                     | 6,367                 | (6,366)                 | 28,643              | 56,009           | (27,367)            | 75,109            |
| Other Benefits, certificated positions                    | 15,314                | 3,636                 | 11,678                  | 161,741             | 31,987           | 129,755             | 42,895            |
| <b>Total Benefits</b>                                     | <b>162,678</b>        | <b>177,330</b>        | <b>(14,651)</b>         | <b>1,432,798</b>    | <b>1,563,050</b> | <b>(130,252)</b>    | <b>2,059,361</b>  |
| <b>Books &amp; Supplies</b>                               |                       |                       |                         |                     |                  |                     |                   |
| Textbooks and Core Curricula Materials                    | 6,352                 | 7,083                 | (731)                   | 96,678              | 63,750           | 32,928              | 85,000            |
| Books and Other Reference Materials                       | 0                     | 51,450                | (51,450)                | 0                   | 463,050          | (463,050)           | 617,400           |
| School Supplies   | 2,771                 | 64                    | 2,708                   | 39,685              | 494              | 39,191              | 9,600             |
| Software  | 52,875                | 61,200                | (8,326)                 | 231,254             | 550,800          | (319,546)           | 734,400           |
| Office Expense  | 3,353                 | 1,600                 | 1,753                   | 34,518              | 14,400           | 20,117              | 19,200            |
| Business Meals  | 121                   | 483                   | (362)                   | 2,276               | 4,350            | (2,073)             | 5,799             |
| Noncapitalized Equipment                                  | 35,719                | 3,220                 | 32,498                  | 89,869              | 25,018           | 64,851              | 486,101           |
| <b>Total Books &amp; Supplies</b>                         | <b>101,191</b>        | <b>125,100</b>        | <b>(23,910)</b>         | <b>494,280</b>      | <b>1,121,862</b> | <b>(627,582)</b>    | <b>1,957,500</b>  |
| <b>Subagreement Services</b>                              |                       |                       |                         |                     |                  |                     |                   |
| Special Education   | 88,063                | 70,617                | 17,448                  | 406,895             | 635,550          | (228,655)           | 847,400           |
| Substitute Teacher  | 205                   | 1,692                 | (1,487)                 | 205                 | 15,225           | (15,021)            | 20,300            |
| Security  | 38                    | 0                     | 38                      | 183                 | 0                | 184                 | 0                 |
| Other Educational Consultants                             | 0                     | 5,254                 | (5,255)                 | (3,108)             | 40,824           | (43,932)            | 793,200           |
| Instructional Services                                    | 0                     | 2,025                 | (2,025)                 | 0                   | 18,225           | (18,225)            | 24,300            |
| <b>Total Subagreement Services</b>                        | <b>88,306</b>         | <b>79,588</b>         | <b>8,719</b>            | <b>404,175</b>      | <b>709,824</b>   | <b>(305,649)</b>    | <b>1,685,200</b>  |
| <b>Professional/Consulting Services</b>                   |                       |                       |                         |                     |                  |                     |                   |
| IT  | 0                     | 46,075                | (46,075)                | 61,945              | 414,675          | (352,730)           | 552,900           |
| Audit and Tax   | 3,469                 | 0                     | 3,469                   | 8,847               | 62,400           | (53,553)            | 62,400            |
| Legal   | 3,005                 | 650                   | 2,356                   | 10,569              | 5,850            | 4,719               | 7,800             |
| Professional Development                                  | 582                   | 9,192                 | (8,611)                 | 18,058              | 82,725           | (64,667)            | 110,300           |
| General Consulting  | 4,683                 | 14,501                | (9,818)                 | 20,883              | 130,515          | (109,632)           | 174,020           |
| Special Activities  | 3,658                 | 186                   | 3,472                   | 11,093              | 1,443            | 9,649               | 28,039            |
| Bank Charges  | 0                     | 92                    | (92)                    | 0                   | 825              | (825)               | 1,100             |

Central Valley

Budget vs Actual

For the period ended March 31, 2025

|  | Current Period<br>Actual | Current Period<br>Budget | Current Period<br>Variance | Current Year<br>Actual | YTD Budget       | YTD Budget<br>Variance | Total Budget      |
|--|--------------------------|--------------------------|----------------------------|------------------------|------------------|------------------------|-------------------|
| Printing                                 | 0                        | 25                       | (25)                       | 56                     | 225              | (168)                  | 300               |
| Other Taxes and Fees                     | 1                        | 675                      | (673)                      | 3,371                  | 6,075            | (2,704)                | 8,100             |
| Payroll Service Fee                      | (6,364)                  | 0                        | (6,365)                    | (4,161)                | 0                | (4,161)                | 0                 |
| Management Fee                           | 19,517                   | 21,739                   | (2,222)                    | 184,824                | 195,658          | (10,834)               | 260,877           |
| District Oversight Fee                   | 1,158                    | 14,925                   | (13,767)                   | 0                      | 75,734           | (75,734)               | 112,896           |
| SELPA Fees                               | 0                        | 0                        | 0                          | 4,606                  | 0                | 4,607                  | 0                 |
| Public Relations                         | 986                      | 11,325                   | (10,339)                   | 33,306                 | 101,925          | (68,620)               | 135,900           |
| Total Professional/Consulting Services   | 30,695                   | 119,385                  | (88,690)                   | 353,397                | 1,078,050        | (724,653)              | 1,454,632         |
| Facilities, Repairs & Other Leases       |                          |                          |                            |                        |                  |                        |                   |
| Rent                                     | 3,916                    | 683                      | 3,233                      | 32,849                 | 6,149            | 26,699                 | 8,200             |
| Additional Rent                          | 1,624                    | 933                      | 691                        | 9,933                  | 8,400            | 1,533                  | 11,200            |
| Equipment Leases                         | 0                        | 209                      | (208)                      | 0                      | 1,875            | (1,875)                | 2,500             |
| Other Leases                             | 215                      | 1,341                    | (1,128)                    | 14,184                 | 12,075           | 2,109                  | 16,100            |
| Repairs and Maintenance                  | 0                        | 34                       | (33)                       | 125                    | 300              | (175)                  | 400               |
| Total Facilities, Repairs & Other Leases | 5,755                    | 3,200                    | 2,555                      | 57,091                 | 28,799           | 28,291                 | 38,400            |
| Operations & Housekeeping                |                          |                          |                            |                        |                  |                        |                   |
| Auto and Travel Expense                  | 1,444                    | 41                       | 1,403                      | 71,120                 | 375              | 70,745                 | 500               |
| Dues & Memberships                       | 8,957                    | 1,625                    | 7,332                      | 66,321                 | 14,625           | 51,696                 | 19,500            |
| Insurance                                | 5,261                    | 1,242                    | 4,019                      | 24,791                 | 11,175           | 13,617                 | 14,900            |
| Utilities                                | 24                       | 50                       | (26)                       | 52                     | 450              | (399)                  | 600               |
| Janitorial/Trash Removal                 | 0                        | 100                      | (100)                      | 243                    | 900              | (656)                  | 1,200             |
| Miscellaneous Expense                    | 0                        | 0                        | 0                          | 38                     | 0                | 38                     | 0                 |
| Communications                           | 2,336                    | 200                      | 2,136                      | 9,412                  | 1,800            | 7,611                  | 2,400             |
| Postage and Shipping                     | 27                       | 2,250                    | (2,223)                    | 490                    | 20,250           | (19,759)               | 27,000            |
| Total Operations & Housekeeping          | 18,049                   | 5,508                    | 12,541                     | 172,467                | 49,575           | 122,893                | 66,100            |
| <b>Total Expenses</b>                    | <b>878,546</b>           | <b>966,562</b>           | <b>(88,016)</b>            | <b>7,841,884</b>       | <b>8,566,755</b> | <b>(724,871)</b>       | <b>12,666,264</b> |
| Change in Net Assets                     | (31,576)                 |                          |                            | (441,383)              |                  |                        |                   |
| Net Assets, Beginning of Period          | 3,384,827                |                          |                            | 3,794,634              |                  |                        |                   |
| Net Assets, End of Period                | \$ 3,353,251             |                          |                            | \$ 3,353,251           |                  |                        |                   |

Northern California

Budget vs Actual

For the period ended March 31, 2025

|   | Current Period Actual | Current Period Budget | Current Period Variance | Current Year Actual | YTD Budget        | YTD Budget Variance | Total Budget      |
|---|-----------------------|-----------------------|-------------------------|---------------------|-------------------|---------------------|-------------------|
| <b>Revenue</b>  |                       |                       |                         |                     |                   |                     |                   |
| State Aid - Revenue Limit                                 |                       |                       |                         |                     |                   |                     |                   |
| LCFF Revenue  | \$ 847,142            | \$ 1,694,421          | \$ (847,279)            | \$ 9,315,430        | \$ 12,043,572     | \$ (2,728,142)      | \$ 12,762,207     |
| Economic Protection Account Funding                       | 0                     | 86,946                | (86,946)                | 1,743,890           | 260,836           | 1,483,054           | 6,406,835         |
| State Aid - Prior Year                                    | 15,477                | 0                     | 15,477                  | 15,477              | 0                 | 15,477              | 0                 |
| In Lieu of Property Taxes                                 | 0                     | 409,000               | (409,000)               | 0                   | 2,102,439         | (2,102,439)         | 2,920,439         |
| <b>Total State Aid - Revenue Limit</b>                    | <b>862,619</b>        | <b>2,190,367</b>      | <b>(1,327,748)</b>      | <b>11,074,797</b>   | <b>14,406,847</b> | <b>(3,332,050)</b>  | <b>22,089,481</b> |
| <b>Federal Revenue</b>                                    |                       |                       |                         |                     |                   |                     |                   |
| Federal Special Education - IDEA                          | 0                     | 20,351                | (20,351)                | 0                   | 144,652           | (144,652)           | 226,057           |
| Title I, Part A - Basic Low Income                        | 0                     | 0                     | 0                       | 82,295              | 236,916           | (154,621)           | 236,916           |
| Title II, Part A - Teacher Quality                        | 0                     | 0                     | 0                       | 13,428              | 45,289            | (31,861)            | 45,289            |
| Title V, Part B - Charter School Grants                   | 0                     | 0                     | 0                       | 4,466               | 18,901            | (14,435)            | 18,901            |
| Federal - Prior Year Adjustments                          | 0                     | 0                     | 0                       | 58,632              | 0                 | 58,632              | 0                 |
| <b>Total Federal Revenue</b>                              | <b>0</b>              | <b>20,351</b>         | <b>(20,351)</b>         | <b>158,821</b>      | <b>445,758</b>    | <b>(286,937)</b>    | <b>527,163</b>    |
| <b>Other State Revenue</b>                                |                       |                       |                         |                     |                   |                     |                   |
| State Special Education - AB602                           | 269,114               | 140,344               | 128,770                 | 1,092,048           | 997,535           | 94,513              | 1,558,911         |
| State - Mandated Cost Reimbursement                       | 0                     | 0                     | 0                       | 63,837              | 62,039            | 1,798               | 62,039            |
| State - State Lottery                                     | 0                     | 0                     | 0                       | 108,710             | 108,220           | 490                 | 432,987           |
| Prior Year Revenues                                       | (52)                  | 0                     | (52)                    | 23,484              | 0                 | 23,484              | 0                 |
| State - Other State Revenue                               | 8,234                 | 7,825                 | 409                     | 87,202              | 476,078           | (388,876)           | 927,812           |
| <b>Total Other State Revenue</b>                          | <b>277,296</b>        | <b>148,169</b>        | <b>129,127</b>          | <b>1,375,281</b>    | <b>1,643,872</b>  | <b>(268,591)</b>    | <b>2,981,749</b>  |
| <b>Other Local Revenue</b>                                |                       |                       |                         |                     |                   |                     |                   |
| Interest Revenue  | 0                     | 2,680                 | (2,680)                 | 45,313              | 24,120            | 21,193              | 32,160            |
| Other Local Revenue                                       | 0                     | 0                     | 0                       | 4,350               | 0                 | 4,350               | 0                 |
| School Fundraising  | 0                     | 359                   | (359)                   | 0                   | 2,542             | (2,542)             | 3,259             |
| <b>Total Other Local Revenue</b>                          | <b>0</b>              | <b>3,039</b>          | <b>(3,039)</b>          | <b>49,663</b>       | <b>26,662</b>     | <b>23,001</b>       | <b>35,419</b>     |
| <b>Total Revenue</b>                                      | <b>1,139,915</b>      | <b>2,361,926</b>      | <b>(1,222,011)</b>      | <b>12,658,562</b>   | <b>16,523,139</b> | <b>(3,864,577)</b>  | <b>25,633,812</b> |
| <b>Expenses</b>   |                       |                       |                         |                     |                   |                     |                   |
| <b>Certificated Salaries</b>                              |                       |                       |                         |                     |                   |                     |                   |
| Certificated Teachers' Salaries                           | 692,626               | 614,908               | 77,718                  | 6,091,688           | 5,534,169         | 557,519             | 7,378,892         |
| Certificated Teachers' Extra Duties/Stipends              | 42,038                | 199,232               | (157,194)               | 1,826,657           | 1,593,860         | 232,797             | 2,191,557         |
| Certificated Pupil Support Salaries                       | 91,026                | 66,416                | 24,611                  | 998,344             | 597,741           | 400,604             | 796,988           |
| Certificated Supervisors' and Administrators' Salaries    | 78,987                | 84,867                | (5,881)                 | 824,326             | 763,804           | 60,521              | 1,018,406         |
| <b>Total Certificated Salaries</b>                        | <b>904,677</b>        | <b>965,423</b>        | <b>(60,746)</b>         | <b>9,741,015</b>    | <b>8,489,574</b>  | <b>1,251,441</b>    | <b>11,385,843</b> |
| <b>Classified Salaries</b>                                |                       |                       |                         |                     |                   |                     |                   |
| Classified Instructional Salaries                         | 0                     | 3,786                 | (3,786)                 | 0                   | 34,071            | (34,072)            | 54,514            |
| Classified Support Salaries                               | 2,635                 | 0                     | 2,636                   | 29,024              | 0                 | 29,025              | 0                 |
| Classified Supervisors' and Administrators' Salaries      | 15,760                | 10,906                | 4,852                   | 265,636             | 98,162            | 167,474             | 157,059           |
| Clerical, Technical, and Office Staff Salaries            | 20,743                | 3,373                 | 17,371                  | 153,693             | 30,351            | 123,342             | 48,561            |
| <b>Total Classified Salaries</b>                          | <b>39,138</b>         | <b>18,065</b>         | <b>21,073</b>           | <b>448,353</b>      | <b>162,584</b>    | <b>285,769</b>      | <b>260,134</b>    |
| <b>Benefits</b>   |                       |                       |                         |                     |                   |                     |                   |
| State Teachers' Retirement System, certificated positions | 157,647               | 184,396               | (26,749)                | 1,442,571           | 1,621,508         | (178,938)           | 2,174,696         |
| OASDI/Medicare/Alternative, certificated positions        | 5,325                 | 933                   | 4,392                   | 65,425              | 8,401             | 57,025              | 11,200            |
| Medicare certificated positions                           | 13,190                | 14,207                | (1,017)                 | 155,186             | 124,989           | 30,197              | 167,612           |
| Health and Welfare Benefits, certificated positions       | 117,836               | 108,488               | 9,349                   | 899,053             | 976,388           | (77,335)            | 1,301,850         |
| State Unemployment Insurance, certificated positions      | 628                   | 23,863                | (23,235)                | 22,121              | 202,835           | (180,714)           | 238,630           |
| Workers' Compensation Insurance, certificated positions   | 0                     | 13,718                | (13,718)                | 59,432              | 120,679           | (61,247)            | 161,832           |
| Other Benefits, certificated positions                    | 30,630                | 7,834                 | 22,795                  | 334,985             | 68,920            | 266,065             | 92,422            |
| <b>Total Benefits</b>                                     | <b>325,256</b>        | <b>353,439</b>        | <b>(28,183)</b>         | <b>2,978,773</b>    | <b>3,123,720</b>  | <b>(144,947)</b>    | <b>4,148,242</b>  |
| <b>Books &amp; Supplies</b>                               |                       |                       |                         |                     |                   |                     |                   |
| Textbooks and Core Curricula Materials                    | 12,704                | 18,533                | (5,829)                 | 201,845             | 166,800           | 35,044              | 222,400           |
| Books and Other Reference Materials                       | 0                     | 144,983               | (144,984)               | 0                   | 1,304,850         | (1,304,850)         | 1,739,800         |
| School Supplies   | 5,589                 | 1,293                 | 4,297                   | 84,196              | 11,275            | 72,922              | 14,900            |
| Software  | 105,750               | 140,191               | (34,442)                | 469,778             | 1,261,725         | (791,947)           | 1,682,300         |
| Office Expense  | 7,073                 | 4,542                 | 2,532                   | 76,244              | 40,875            | 35,368              | 54,500            |
| Business Meals  | 298                   | 1,225                 | (927)                   | 6,242               | 11,025            | (4,783)             | 14,700            |
| Noncapitalized Equipment                                  | 71,437                | 29,542                | 41,895                  | 186,361             | 257,732           | (71,370)            | 340,600           |
| <b>Total Books &amp; Supplies</b>                         | <b>202,851</b>        | <b>340,309</b>        | <b>(137,458)</b>        | <b>1,024,666</b>    | <b>3,054,282</b>  | <b>(2,029,616)</b>  | <b>4,069,200</b>  |
| <b>Subagreement Services</b>                              |                       |                       |                         |                     |                   |                     |                   |
| Special Education   | 195,678               | 144,200               | 51,478                  | 863,901             | 1,297,800         | (433,899)           | 1,730,400         |
| Substitute Teacher  | 409                   | 3,225                 | (2,816)                 | 409                 | 29,025            | (28,616)            | 38,700            |
| Security  | 77                    | 8                     | 68                      | 790                 | 75                | 714                 | 100               |
| Other Educational Consultants                             | 0                     | 18,614                | (18,613)                | (6,677)             | 162,388           | (169,064)           | 214,600           |
| Instructional Services                                    | 0                     | 4,383                 | (4,384)                 | 0                   | 39,450            | (39,450)            | 52,600            |
| <b>Total Subagreement Services</b>                        | <b>196,164</b>        | <b>170,430</b>        | <b>25,733</b>           | <b>858,423</b>      | <b>1,528,738</b>  | <b>(670,315)</b>    | <b>2,036,400</b>  |
| <b>Professional/Consulting Services</b>                   |                       |                       |                         |                     |                   |                     |                   |
| IT  | 0                     | 62,709                | (62,708)                | 130,004             | 564,375           | (434,371)           | 752,500           |
| Audit and Tax   | 6,936                 | 0                     | 6,937                   | 18,233              | 57,700            | (39,467)            | 57,700            |
| Legal   | 6,183                 | 4,466                 | 1,716                   | (149,192)           | 40,200            | (189,392)           | 53,600            |
| Professional Development                                  | 1,163                 | 20,975                | (19,812)                | 37,431              | 188,775           | (151,344)           | 251,700           |
| General Consulting  | 9,366                 | 37,534                | (28,168)                | 43,201              | 337,800           | (294,599)           | 450,400           |
| Special Activities  | 6,192                 | 0                     | 6,193                   | 75,215              | 0                 | 75,215              | 0                 |

Northern California

Budget vs Actual

For the period ended March 31, 2025

|   | Current Period<br>Actual | Current Period<br>Budget | Current Period<br>Variance | Current Year<br>Actual | YTD Budget        | YTD Budget<br>Variance | Total Budget      |
|---|--------------------------|--------------------------|----------------------------|------------------------|-------------------|------------------------|-------------------|
| Bank Charges  | 9                        | 166                      | (159)                      | 220                    | 1,500             | (1,280)                | 2,000             |
| Printing  | 0                        | 50                       | (50)                       | 121                    | 450               | (329)                  | 600               |
| Other Taxes and Fees                                | (6)                      | 6,150                    | (6,155)                    | 6,940                  | 55,350            | (48,409)               | 73,800            |
| Payroll Service Fee                                 | (12,600)                 | 0                        | (12,600)                   | (8,087)                | 0                 | (8,088)                | 0                 |
| Management Fee                                      | 39,035                   | 42,723                   | (3,688)                    | 373,176                | 384,507           | (11,331)               | 512,677           |
| District Oversight Fee                              | 2,316                    | 21,904                   | (19,588)                   | 9,383                  | 144,068           | (134,686)              | 220,894           |
| SELPA Fees  | 0                        | 0                        | 0                          | 9,940                  | 0                 | 9,940                  | 0                 |
| Public Relations                                    | 1,971                    | 22,600                   | (20,629)                   | 71,529                 | 203,400           | (131,870)              | 271,200           |
| <b>Total Professional/Consulting Services</b>       | <b>60,565</b>            | <b>219,277</b>           | <b>(158,711)</b>           | <b>618,114</b>         | <b>1,978,125</b>  | <b>(1,360,011)</b>     | <b>2,647,071</b>  |
| <b>Facilities, Repairs &amp; Other Leases</b>       |                          |                          |                            |                        |                   |                        |                   |
| Rent  | 7,915                    | 2,583                    | 5,332                      | 69,062                 | 23,250            | 45,811                 | 31,000            |
| Additional Rent                                     | 3,248                    | 600                      | 2,648                      | 19,886                 | 5,400             | 14,487                 | 7,200             |
| Equipment Leases                                    | 0                        | 284                      | (284)                      | 0                      | 2,550             | (2,550)                | 3,400             |
| Other Leases  | (71)                     | 6,583                    | (6,654)                    | 74,645                 | 59,250            | 15,394                 | 79,000            |
| Repairs and Maintenance                             | 0                        | 975                      | (975)                      | 2,482                  | 8,775             | (6,292)                | 11,700            |
| <b>Total Facilities, Repairs &amp; Other Leases</b> | <b>11,092</b>            | <b>11,025</b>            | <b>67</b>                  | <b>166,075</b>         | <b>99,225</b>     | <b>66,850</b>          | <b>132,300</b>    |
| <b>Operations &amp; Housekeeping</b>                |                          |                          |                            |                        |                   |                        |                   |
| Auto and Travel Expense                             | 3,739                    | 5,925                    | (2,186)                    | 157,949                | 53,325            | 104,623                | 71,100            |
| Dues & Memberships                                  | 17,915                   | 3,783                    | 14,131                     | 140,173                | 34,050            | 106,124                | 45,400            |
| Insurance   | 10,520                   | 3,075                    | 7,446                      | 50,517                 | 27,675            | 22,842                 | 36,900            |
| Utilities   | 743                      | 217                      | 526                        | 3,614                  | 1,950             | 1,663                  | 2,600             |
| Janitorial/Trash Removal                            | 1,250                    | 1,008                    | 242                        | 8,726                  | 9,075             | (348)                  | 12,100            |
| Miscellaneous Expense                               | 0                        | 0                        | 0                          | 82                     | 0                 | 82                     | 0                 |
| Communications                                      | 5,900                    | 984                      | 4,916                      | 33,942                 | 8,850             | 25,092                 | 11,800            |
| Postage and Shipping                                | 5,454                    | 4,566                    | 888                        | 17,098                 | 41,100            | (24,002)               | 54,800            |
| <b>Total Operations &amp; Housekeeping</b>          | <b>45,521</b>            | <b>19,558</b>            | <b>25,963</b>              | <b>412,101</b>         | <b>176,025</b>    | <b>236,076</b>         | <b>234,700</b>    |
| <b>Depreciation</b>                                 |                          |                          |                            |                        |                   |                        |                   |
| Depreciation Expense                                | 4,671                    | 5,450                    | (780)                      | 42,034                 | 49,050            | (7,016)                | 65,400            |
| <b>Total Depreciation</b>                           | <b>4,671</b>             | <b>5,450</b>             | <b>(780)</b>               | <b>42,034</b>          | <b>49,050</b>     | <b>(7,016)</b>         | <b>65,400</b>     |
| <b>Total Expenses</b>                               | <b>1,789,935</b>         | <b>2,102,976</b>         | <b>(313,042)</b>           | <b>16,289,554</b>      | <b>18,661,323</b> | <b>(2,371,769)</b>     | <b>24,979,290</b> |
| <b>Change in Net Assets</b>                         | <b>(650,020)</b>         |                          |                            | <b>(3,630,992)</b>     |                   |                        |                   |
| <b>Net Assets, Beginning of Period</b>              | <b>420,723</b>           |                          |                            | <b>3,401,695</b>       |                   |                        |                   |
| <b>Net Assets, End of Period</b>                    | <b>\$ (229,297)</b>      |                          |                            | <b>\$ (229,297)</b>    |                   |                        |                   |

North Bay

Budget vs Actual

For the period ended March 31, 2025

|   | Current Period Actual | Current Period Budget | Current Period Variance | Current Year Actual | YTD Budget       | YTD Budget Variance | Total Budget     |
|---|-----------------------|-----------------------|-------------------------|---------------------|------------------|---------------------|------------------|
| <b>Revenue</b>  |                       |                       |                         |                     |                  |                     |                  |
| State Aid - Revenue Limit                                 |                       |                       |                         |                     |                  |                     |                  |
| LCFF Revenue  | \$ 67,314             | \$ 116,318            | \$ (49,004)             | \$ 800,629          | \$ 826,635       | \$ (26,006)         | \$ 1,338,965     |
| Economic Protection Account Funding                       | 0                     | 7,899                 | (7,899)                 | 16,343              | 23,697           | (7,354)             | 32,686           |
| State Aid - Prior Year                                    | (200)                 | 0                     | (200)                   | 799                 | 0                | 799                 | 0                |
| In Lieu of Property Taxes                                 | 59,304                | 101,042               | (41,738)                | 429,955             | 519,319          | (89,364)            | 746,291          |
| <b>Total State Aid - Revenue Limit</b>                    | <b>126,418</b>        | <b>225,259</b>        | <b>(98,841)</b>         | <b>1,247,726</b>    | <b>1,369,651</b> | <b>(121,925)</b>    | <b>2,117,942</b> |
| Federal Revenue   |                       |                       |                         |                     |                  |                     |                  |
| Federal Special Education - IDEA                          | 0                     | 1,849                 | (1,849)                 | 0                   | 13,141           | (13,141)            | 20,538           |
| Title I, Part A - Basic Low Income                        | 0                     | 0                     | 0                       | 9,552               | 32,602           | (23,050)            | 32,602           |
| Title II, Part A - Teacher Quality                        | 0                     | 0                     | 0                       | 1,340               | 4,749            | (3,409)             | 4,749            |
| Title V, Part B - Charter School Grants                   | 0                     | 0                     | 0                       | 2,500               | 10,000           | (7,500)             | 10,000           |
| Federal - Prior Year Adjustments                          | 0                     | 0                     | 0                       | 17,248              | 0                | 17,248              | 0                |
| <b>Total Federal Revenue</b>                              | <b>0</b>              | <b>1,849</b>          | <b>(1,849)</b>          | <b>30,640</b>       | <b>60,492</b>    | <b>(29,852)</b>     | <b>67,889</b>    |
| Other State Revenue                                       |                       |                       |                         |                     |                  |                     |                  |
| State Special Education - AB602                           | 25,442                | 12,751                | 12,691                  | 103,255             | 90,621           | 12,634              | 141,627          |
| State - Mandated Cost Reimbursement                       | 0                     | 0                     | 0                       | 6,281               | 5,944            | 336                 | 5,944            |
| State - State Lottery                                     | 0                     | 0                     | 0                       | 10,379              | 9,831            | 549                 | 39,337           |
| Prior Year Revenues                                       | 0                     | 0                     | 0                       | 2,580               | 0                | 2,580               | 0                |
| State - Other State Revenue                               | 776                   | 736                   | 40                      | 18,239              | 63,953           | (45,714)            | 125,618          |
| <b>Total Other State Revenue</b>                          | <b>26,218</b>         | <b>13,487</b>         | <b>12,731</b>           | <b>140,734</b>      | <b>170,349</b>   | <b>(29,615)</b>     | <b>312,526</b>   |
| Other Local Revenue                                       |                       |                       |                         |                     |                  |                     |                  |
| Interest Revenue  | 1,587                 | 10                    | 1,577                   | 2,786               | 92               | 2,695               | 122              |
| Other Local Revenue                                       | 0                     | 0                     | 0                       | 408                 | 0                | 408                 | 0                |
| <b>Total Other Local Revenue</b>                          | <b>1,587</b>          | <b>10</b>             | <b>1,577</b>            | <b>3,194</b>        | <b>92</b>        | <b>3,103</b>        | <b>122</b>       |
| <b>Total Revenue</b>                                      | <b>154,223</b>        | <b>240,605</b>        | <b>(86,382)</b>         | <b>1,422,294</b>    | <b>1,600,584</b> | <b>(178,289)</b>    | <b>2,498,479</b> |
| <b>Expenses</b>   |                       |                       |                         |                     |                  |                     |                  |
| Certificated Salaries                                     |                       |                       |                         |                     |                  |                     |                  |
| Certificated Teachers' Salaries                           | 62,962                | 55,901                | 7,061                   | 572,177             | 503,106          | 69,070              | 670,808          |
| Certificated Teachers' Extra Duties/Stipends              | 3,820                 | 18,112                | (14,292)                | 173,436             | 144,897          | 28,541              | 199,233          |
| Certificated Pupil Support Salaries                       | 8,275                 | 6,038                 | 2,237                   | 93,908              | 54,340           | 39,567              | 72,453           |
| Certificated Supervisors' and Administrators' Salaries    | 7,180                 | 7,715                 | (535)                   | 77,464              | 69,436           | 8,027               | 92,583           |
| <b>Total Certificated Salaries</b>                        | <b>82,237</b>         | <b>87,766</b>         | <b>(5,529)</b>          | <b>916,985</b>      | <b>771,779</b>   | <b>145,205</b>      | <b>1,035,077</b> |
| Classified Salaries                                       |                       |                       |                         |                     |                  |                     |                  |
| Classified Instructional Salaries                         | 0                     | 344                   | (344)                   | 0                   | 3,098            | (3,097)             | 4,955            |
| Classified Support Salaries                               | 240                   | 0                     | 240                     | 2,730               | 0                | 2,730               | 0                |
| Classified Supervisors' and Administrators' Salaries      | 1,432                 | 991                   | 441                     | 25,072              | 8,924            | 16,148              | 14,279           |
| Clerical, Technical, and Office Staff Salaries            | 1,886                 | 307                   | 1,579                   | 14,408              | 2,759            | 11,649              | 4,414            |
| <b>Total Classified Salaries</b>                          | <b>3,558</b>          | <b>1,642</b>          | <b>1,916</b>            | <b>42,210</b>       | <b>14,781</b>    | <b>27,430</b>       | <b>23,648</b>    |
| Benefits  |                       |                       |                         |                     |                  |                     |                  |
| State Teachers' Retirement System, certificated positions | 14,331                | 16,763                | (2,432)                 | 135,353             | 147,410          | (12,057)            | 197,700          |
| OASDI/Medicare/Alternative, certificated positions        | 484                   | 85                    | 399                     | 6,151               | 763              | 5,388               | 1,018            |
| Medicare certificated positions                           | 1,199                 | 1,292                 | (92)                    | 14,608              | 11,363           | 3,245               | 15,237           |
| Health and Welfare Benefits, certificated positions       | 10,705                | 9,862                 | 842                     | 83,255              | 88,762           | (5,508)             | 118,350          |
| State Unemployment Insurance, certificated positions      | 57                    | 6,253                 | (6,196)                 | 2,067               | 53,149           | (51,081)            | 62,528           |
| Workers' Compensation Insurance, certificated positions   | 0                     | 1,247                 | (1,247)                 | 5,442               | 10,971           | (5,529)             | 14,712           |
| Other Benefits, certificated positions                    | 2,785                 | 712                   | 2,073                   | 31,499              | 6,265            | 25,234              | 8,402            |
| <b>Total Benefits</b>                                     | <b>29,561</b>         | <b>36,214</b>         | <b>(6,653)</b>          | <b>278,375</b>      | <b>318,683</b>   | <b>(40,308)</b>     | <b>417,947</b>   |
| Books & Supplies  |                       |                       |                         |                     |                  |                     |                  |
| Textbooks and Core Curricula Materials                    | 1,155                 | 1,517                 | (362)                   | 19,121              | 13,650           | 5,471               | 18,200           |
| Books and Other Reference Materials                       | 0                     | 20,700                | (20,700)                | 0                   | 186,300          | (186,300)           | 248,400          |
| School Supplies   | 503                   | 93                    | 411                     | 8,181               | 1,208            | 6,973               | 46,200           |
| Software  | 9,614                 | 12,733                | (3,120)                 | 42,627              | 114,600          | (71,974)            | 152,800          |
| Office Expense  | 610                   | 308                   | 301                     | 6,743               | 2,775            | 3,969               | 3,700            |
| Business Meals  | 14                    | 17                    | (2)                     | 486                 | 150              | 335                 | 200              |
| Noncapitalized Equipment                                  | 6,495                 | 59                    | 6,436                   | 17,279              | 771              | 16,509              | 29,500           |
| <b>Total Books &amp; Supplies</b>                         | <b>18,391</b>         | <b>35,427</b>         | <b>(17,036)</b>         | <b>94,437</b>       | <b>319,454</b>   | <b>(225,017)</b>    | <b>499,000</b>   |
| Subagreement Services                                     |                       |                       |                         |                     |                  |                     |                  |
| Special Education   | 14,055                | 10,967                | 3,088                   | 66,292              | 98,701           | (32,408)            | 131,600          |
| Substitute Teacher  | 37                    | 292                   | (255)                   | 37                  | 2,625            | (2,588)             | 3,500            |
| Security  | 7                     | 0                     | 7                       | 36                  | 0                | 35                  | 0                |
| Other Educational Consultants                             | 0                     | 50                    | (50)                    | (628)               | 653              | (1,281)             | 25,000           |
| Instructional Services                                    | 0                     | 400                   | (400)                   | 0                   | 3,600            | (3,600)             | 4,800            |
| <b>Total Subagreement Services</b>                        | <b>14,099</b>         | <b>11,709</b>         | <b>2,390</b>            | <b>65,737</b>       | <b>105,579</b>   | <b>(39,842)</b>     | <b>164,900</b>   |
| Professional/Consulting Services                          |                       |                       |                         |                     |                  |                     |                  |
| IT  | 0                     | 6,325                 | (6,325)                 | 11,935              | 56,925           | (44,990)            | 75,900           |
| Audit and Tax   | 630                   | 0                     | 631                     | 1,706               | 5,400            | (3,694)             | 5,400            |
| Legal   | 425                   | 308                   | 116                     | 2,677               | 2,775            | (99)                | 3,700            |
| Professional Development                                  | 105                   | 1,800                 | (1,695)                 | 3,523               | 16,200           | (12,677)            | 21,600           |
| General Consulting  | 852                   | 5,592                 | (4,740)                 | 4,057               | 50,325           | (46,267)            | 67,100           |
| Special Activities  | 563                   | 0                     | 563                     | 841                 | 0                | 841                 | 0                |
| Bank Charges  | 0                     | 25                    | (25)                    | 29                  | 225              | (196)               | 300              |

**North Bay**

**Budget vs Actual**

For the period ended March 31, 2025

|   | Current Period<br>Actual | Current Period<br>Budget | Current Period<br>Variance | Current Year<br>Actual | YTD Budget       | YTD Budget<br>Variance | Total Budget     |
|---|--------------------------|--------------------------|----------------------------|------------------------|------------------|------------------------|------------------|
| Printing  | 0                        | 8                        | (8)                        | 11                     | 75               | (64)                   | 100              |
| Other Taxes and Fees                                | 0                        | 633                      | (634)                      | 647                    | 5,700            | (5,053)                | 7,600            |
| Payroll Service Fee                                 | (1,140)                  | 0                        | (1,139)                    | (720)                  | 0                | (720)                  | 0                |
| Management Fee                                      | 3,549                    | 4,165                    | (616)                      | 35,395                 | 37,477           | (2,082)                | 49,970           |
| District Oversight Fee                              | 210                      | 2,252                    | (2,042)                    | 0                      | 13,697           | (13,696)               | 21,179           |
| SELPA Fees  | 0                        | 0                        | 0                          | 940                    | 0                | 940                    | 0                |
| Public Relations                                    | 180                      | 1,883                    | (1,704)                    | 6,444                  | 16,950           | (10,507)               | 22,600           |
| <b>Total Professional/Consulting Services</b>       | <b>5,374</b>             | <b>22,991</b>            | <b>(17,618)</b>            | <b>67,485</b>          | <b>205,749</b>   | <b>(138,264)</b>       | <b>275,449</b>   |
| <b>Facilities, Repairs &amp; Other Leases</b>       |                          |                          |                            |                        |                  |                        |                  |
| Rent  | 727                      | 450                      | 277                        | 6,440                  | 4,050            | 2,390                  | 5,400            |
| Additional Rent                                     | 295                      | 67                       | 229                        | 1,827                  | 600              | 1,227                  | 800              |
| Equipment Leases                                    | 0                        | 408                      | (409)                      | 0                      | 3,675            | (3,675)                | 4,900            |
| Other Leases  | 39                       | 9                        | 31                         | 4,171                  | 75               | 4,097                  | 100              |
| Repairs and Maintenance                             | 0                        | 16                       | (17)                       | 25                     | 150              | (125)                  | 200              |
| <b>Total Facilities, Repairs &amp; Other Leases</b> | <b>1,061</b>             | <b>950</b>               | <b>111</b>                 | <b>12,463</b>          | <b>8,550</b>     | <b>3,914</b>           | <b>11,400</b>    |
| <b>Operations &amp; Housekeeping</b>                |                          |                          |                            |                        |                  |                        |                  |
| Auto and Travel Expense                             | 233                      | 9                        | 226                        | 13,698                 | 75               | 13,622                 | 100              |
| Dues & Memberships                                  | 1,629                    | 450                      | 1,178                      | 13,692                 | 4,050            | 9,642                  | 5,400            |
| Insurance   | 956                      | 258                      | 698                        | 4,822                  | 2,325            | 2,497                  | 3,100            |
| Utilities   | 5                        | 0                        | 5                          | 9                      | 0                | 10                     | 0                |
| Janitorial/Trash Removal                            | 0                        | 33                       | (33)                       | 23                     | 300              | (277)                  | 400              |
| Communications                                      | 453                      | 42                       | 411                        | 1,853                  | 375              | 1,477                  | 500              |
| Postage and Shipping                                | 5                        | 425                      | (420)                      | 97                     | 3,825            | (3,727)                | 5,100            |
| <b>Total Operations &amp; Housekeeping</b>          | <b>3,281</b>             | <b>1,217</b>             | <b>2,065</b>               | <b>34,194</b>          | <b>10,950</b>    | <b>23,244</b>          | <b>14,600</b>    |
| <b>Total Expenses</b>                               | <b>157,562</b>           | <b>197,916</b>           | <b>(40,354)</b>            | <b>1,511,886</b>       | <b>1,755,525</b> | <b>(243,638)</b>       | <b>2,442,021</b> |
| <b>Change in Net Assets</b>                         | <b>(3,339)</b>           |                          |                            | <b>(89,592)</b>        |                  |                        |                  |
| <b>Net Assets, Beginning of Period</b>              | <b>813,000</b>           |                          |                            | <b>899,253</b>         |                  |                        |                  |
| <b>Net Assets, End of Period</b>                    | <b>\$ 809,661</b>        |                          |                            | <b>\$ 809,661</b>      |                  |                        |                  |

**Monterey Bay**

**Budget vs Actual**

For the period ended March 31, 2025

|   | Current Period Actual | Current Period Budget | Current Period Variance | Current Year Actual | YTD Budget       | YTD Budget Variance | Total Budget     |
|---|-----------------------|-----------------------|-------------------------|---------------------|------------------|---------------------|------------------|
| <b>Revenue</b>  |                       |                       |                         |                     |                  |                     |                  |
| State Aid - Revenue Limit                                 |                       |                       |                         |                     |                  |                     |                  |
| LCFF Revenue  | \$ 84,556             | \$ 305,961            | \$ (221,405)            | \$ 1,955,503        | \$ 2,175,669     | \$ (220,166)        | \$ 3,399,520     |
| Economic Protection Account Funding                       | 0                     | 28,001                | (28,001)                | 56,037              | 84,003           | (27,966)            | 112,004          |
| State Aid - Prior Year                                    | (15,517)              | 0                     | (15,517)                | (15,517)            | 0                | (15,517)            | 0                |
| In Lieu of Property Taxes                                 | 0                     | 492,607               | (492,607)               | 1,455,280           | 2,533,339        | (1,078,059)         | 3,518,552        |
| <b>Total State Aid - Revenue Limit</b>                    | <b>69,039</b>         | <b>826,569</b>        | <b>(757,530)</b>        | <b>3,451,303</b>    | <b>4,793,011</b> | <b>(1,341,708)</b>  | <b>7,030,076</b> |
| <b>Federal Revenue</b>                                    |                       |                       |                         |                     |                  |                     |                  |
| Federal Special Education - IDEA                          | 0                     | 6,552                 | (6,552)                 | 0                   | 46,594           | (46,594)            | 72,803           |
| Title I, Part A - Basic Low Income                        | 0                     | 0                     | 0                       | 0                   | 45,923           | (45,923)            | 45,923           |
| Title II, Part A - Teacher Quality                        | 0                     | 0                     | 0                       | 0                   | 9,763            | (9,763)             | 9,763            |
| <b>Total Federal Revenue</b>                              | <b>0</b>              | <b>6,552</b>          | <b>(6,552)</b>          | <b>0</b>            | <b>102,280</b>   | <b>(102,280)</b>    | <b>128,489</b>   |
| <b>Other State Revenue</b>                                |                       |                       |                         |                     |                  |                     |                  |
| State Special Education - AB602                           | 87,229                | 45,186                | 42,043                  | 354,003             | 321,311          | 32,692              | 502,053          |
| State - Mandated Cost Reimbursement                       | 0                     | 0                     | 0                       | 21,030              | 20,752           | 278                 | 20,752           |
| State - State Lottery                                     | 0                     | 0                     | 0                       | 35,193              | 34,861           | 332                 | 139,445          |
| Prior Year Revenues                                       | 0                     | 0                     | 0                       | 6,830               | 0                | 6,831               | 0                |
| State - Other State Revenue                               | 1,988                 | 2,520                 | (532)                   | 27,587              | 122,726          | (95,140)            | 237,612          |
| <b>Total Other State Revenue</b>                          | <b>89,217</b>         | <b>47,706</b>         | <b>41,511</b>           | <b>444,643</b>      | <b>499,650</b>   | <b>(55,007)</b>     | <b>899,862</b>   |
| <b>Other Local Revenue</b>                                |                       |                       |                         |                     |                  |                     |                  |
| Interest Revenue  | 476                   | 857                   | (382)                   | 12,968              | 7,714            | 5,254               | 10,286           |
| Other Local Revenue                                       | 0                     | 0                     | 0                       | 1,400               | 0                | 1,400               | 0                |
| <b>Total Other Local Revenue</b>                          | <b>476</b>            | <b>857</b>            | <b>(382)</b>            | <b>14,368</b>       | <b>7,714</b>     | <b>6,654</b>        | <b>10,286</b>    |
| <b>Total Revenue</b>                                      | <b>158,732</b>        | <b>881,684</b>        | <b>(722,953)</b>        | <b>3,910,314</b>    | <b>5,402,655</b> | <b>(1,492,341)</b>  | <b>8,068,713</b> |
| <b>Expenses</b>   |                       |                       |                         |                     |                  |                     |                  |
| <b>Certificated Salaries</b>                              |                       |                       |                         |                     |                  |                     |                  |
| Certificated Teachers' Salaries                           | 188,895               | 197,124               | (8,228)                 | 1,799,478           | 1,774,112        | 25,366              | 2,365,482        |
| Certificated Teachers' Extra Duties/Stipends              | 11,465                | 63,868                | (52,404)                | 561,018             | 510,950          | 50,068              | 702,557          |
| Certificated Pupil Support Salaries                       | 24,825                | 21,291                | 3,534                   | 298,685             | 191,620          | 107,065             | 255,494          |
| Certificated Supervisors' and Administrators' Salaries    | 21,542                | 27,207                | (5,665)                 | 246,292             | 244,856          | 1,436               | 326,474          |
| <b>Total Certificated Salaries</b>                        | <b>246,727</b>        | <b>309,490</b>        | <b>(62,763)</b>         | <b>2,905,473</b>    | <b>2,721,538</b> | <b>183,935</b>      | <b>3,650,007</b> |
| <b>Classified Salaries</b>                                |                       |                       |                         |                     |                  |                     |                  |
| Classified Instructional Salaries                         | 0                     | 1,213                 | (1,213)                 | 0                   | 10,922           | (10,923)            | 17,476           |
| Classified Support Salaries                               | 719                   | 0                     | 718                     | 8,693               | 0                | 8,693               | 0                |
| Classified Supervisors' and Administrators' Salaries      | 4,298                 | 3,497                 | 802                     | 80,297              | 31,469           | 48,830              | 50,349           |
| Clerical, Technical, and Office Staff Salaries            | 5,657                 | 1,081                 | 4,576                   | 45,620              | 9,729            | 35,890              | 15,567           |
| <b>Total Classified Salaries</b>                          | <b>10,674</b>         | <b>5,791</b>          | <b>4,883</b>            | <b>134,610</b>      | <b>52,120</b>    | <b>82,490</b>       | <b>83,392</b>    |
| <b>Benefits</b>   |                       |                       |                         |                     |                  |                     |                  |
| State Teachers' Retirement System, certificated positions | 42,995                | 59,112                | (16,117)                | 429,249             | 519,814          | (90,565)            | 697,152          |
| OASDI/Medicare/Alternative, certificated positions        | 1,452                 | 300                   | 1,153                   | 19,575              | 2,693            | 16,882              | 3,590            |
| Medicare certificated positions                           | 3,597                 | 4,554                 | (958)                   | 46,583              | 40,068           | 6,515               | 53,732           |
| Health and Welfare Benefits, certificated positions       | 32,067                | 34,778                | (2,712)                 | 276,922             | 313,005          | (36,083)            | 417,340          |
| State Unemployment Insurance, certificated positions      | 171                   | 20,426                | (20,255)                | 6,513               | 173,622          | (167,109)           | 204,261          |
| Workers' Compensation Insurance, certificated positions   | 0                     | 4,398                 | (4,397)                 | 16,972              | 38,687           | (21,715)            | 51,879           |
| Other Benefits, certificated positions                    | 8,353                 | 2,511                 | 5,842                   | 100,249             | 22,094           | 78,155              | 29,628           |
| <b>Total Benefits</b>                                     | <b>88,635</b>         | <b>126,079</b>        | <b>(37,444)</b>         | <b>896,063</b>      | <b>1,109,983</b> | <b>(213,920)</b>    | <b>1,457,582</b> |
| <b>Books &amp; Supplies</b>                               |                       |                       |                         |                     |                  |                     |                  |
| Textbooks and Core Curricula Materials                    | 3,465                 | 5,134                 | (1,669)                 | 61,608              | 46,199           | 15,409              | 61,600           |
| Books and Other Reference Materials                       | 0                     | 34,800                | (34,800)                | 0                   | 313,200          | (313,200)           | 417,600          |
| School Supplies   | 1,511                 | 186                   | 1,326                   | 23,347              | 2,320            | 21,026              | 39,500           |
| Software  | 28,841                | 41,575                | (12,735)                | 152,760             | 374,175          | (221,415)           | 498,900          |
| Office Expense  | 1,829                 | 1,183                 | 646                     | 21,576              | 10,650           | 10,926              | 14,200           |
| Business Meals  | 44                    | 350                   | (306)                   | 1,087               | 3,150            | (2,062)             | 4,200            |
| Noncapitalized Equipment                                  | 19,483                | 824                   | 18,659                  | 55,619              | 10,279           | 45,340              | 175,000          |
| <b>Total Books &amp; Supplies</b>                         | <b>55,173</b>         | <b>84,052</b>         | <b>(28,879)</b>         | <b>315,997</b>      | <b>759,973</b>   | <b>(443,976)</b>    | <b>1,211,000</b> |
| <b>Subagreement Services</b>                              |                       |                       |                         |                     |                  |                     |                  |
| Special Education   | 62,027                | 38,675                | 23,352                  | 269,651             | 348,075          | (78,424)            | 464,100          |
| Substitute Teacher  | 111                   | 1,033                 | (921)                   | 111                 | 9,300            | (9,189)             | 12,400           |
| Security  | 21                    | 0                     | 20                      | 112                 | 0                | 112                 | 0                |
| Other Educational Consultants                             | 0                     | 325                   | (325)                   | (2,151)             | 4,059            | (6,209)             | 69,100           |
| Instructional Services                                    | 0                     | 2,192                 | (2,191)                 | 0                   | 19,725           | (19,725)            | 26,300           |
| <b>Total Subagreement Services</b>                        | <b>62,159</b>         | <b>42,225</b>         | <b>19,935</b>           | <b>267,723</b>      | <b>381,159</b>   | <b>(113,435)</b>    | <b>571,900</b>   |
| <b>Professional/Consulting Services</b>                   |                       |                       |                         |                     |                  |                     |                  |
| IT  | 0                     | 18,733                | (18,734)                | 40,164              | 168,600          | (128,437)           | 224,800          |
| Audit and Tax   | 1,892                 | 0                     | 1,892                   | 5,388               | 22,400           | (17,012)            | 22,400           |
| Legal   | 1,705                 | 833                   | 872                     | 6,617               | 7,500            | (883)               | 10,000           |
| Professional Development                                  | 318                   | 6,400                 | (6,083)                 | 11,225              | 57,600           | (46,375)            | 76,800           |
| General Consulting  | 2,554                 | 16,117                | (13,562)                | 12,890              | 145,050          | (132,159)           | 193,400          |
| Special Activities  | 1,689                 | 0                     | 1,689                   | 2,594               | 0                | 2,594               | 0                |
| Bank Charges  | 0                     | 8                     | (9)                     | 0                   | 75               | (75)                | 100              |
| Printing  | 0                     | 17                    | (16)                    | 39                  | 150              | (111)               | 200              |
| Other Taxes and Fees                                      | (1)                   | 1,817                 | (1,817)                 | 2,046               | 16,350           | (14,304)            | 21,800           |

**Monterey Bay**

*Budget vs Actual*

For the period ended March 31, 2025

|   | <b>Current Period<br/>Actual</b> | <b>Current Period<br/>Budget</b> | <b>Current Period<br/>Variance</b> | <b>Current Year<br/>Actual</b> | <b>YTD Budget</b> | <b>YTD Budget<br/>Variance</b> | <b>Total Budget</b> |
|---|----------------------------------|----------------------------------|------------------------------------|--------------------------------|-------------------|--------------------------------|---------------------|
| Payroll Service Fee                                 | (3,343)                          | 0                                | (3,344)                            | (2,031)                        | 0                 | (2,032)                        | 0                   |
| Management Fee                                      | 8,846                            | 13,448                           | (4,602)                            | 112,206                        | 121,030           | (8,825)                        | 161,374             |
| District Oversight Fee                              | 631                              | 8,265                            | (7,634)                            | (69,049)                       | 47,931            | (116,979)                      | 70,301              |
| SELPA Fees  | 0                                | 0                                | 0                                  | 3,220                          | 0                 | 3,220                          | 0                   |
| Public Relations                                    | 538                              | 6,400                            | (5,862)                            | 20,925                         | 57,600            | (36,674)                       | 76,800              |
| <b>Total Professional/Consulting Services</b>       | <b>14,829</b>                    | <b>72,038</b>                    | <b>(57,210)</b>                    | <b>146,234</b>                 | <b>644,286</b>    | <b>(498,052)</b>               | <b>857,975</b>      |
| <b>Facilities, Repairs &amp; Other Leases</b>       |                                  |                                  |                                    |                                |                   |                                |                     |
| Rent  | 2,222                            | 875                              | 1,346                              | 21,260                         | 7,875             | 13,385                         | 10,500              |
| Additional Rent                                     | 885                              | 159                              | 728                                | 5,717                          | 1,424             | 4,292                          | 1,900               |
| Equipment Leases                                    | 0                                | 25                               | (25)                               | 0                              | 225               | (225)                          | 300                 |
| Other Leases  | 117                              | 41                               | 75                                 | 9,754                          | 376               | 9,379                          | 500                 |
| Repairs and Maintenance                             | 0                                | 25                               | (25)                               | 82                             | 225               | (144)                          | 300                 |
| <b>Total Facilities, Repairs &amp; Other Leases</b> | <b>3,224</b>                     | <b>1,125</b>                     | <b>2,099</b>                       | <b>36,813</b>                  | <b>10,125</b>     | <b>26,687</b>                  | <b>13,500</b>       |
| <b>Operations &amp; Housekeeping</b>                |                                  |                                  |                                    |                                |                   |                                |                     |
| Auto and Travel Expense                             | 699                              | 34                               | 666                                | 40,365                         | 299               | 40,065                         | 400                 |
| Dues & Memberships                                  | 4,886                            | 1,200                            | 3,685                              | 42,363                         | 10,800            | 31,564                         | 14,400              |
| Insurance   | 2,869                            | 883                              | 1,986                              | 17,247                         | 7,950             | 9,297                          | 10,600              |
| Utilities   | 14                               | 50                               | (36)                               | 32                             | 450               | (419)                          | 600                 |
| Janitorial/Trash Removal                            | 0                                | 117                              | (117)                              | 74                             | 1,050             | (976)                          | 1,400               |
| Miscellaneous Expense                               | 0                                | 0                                | 0                                  | 26                             | 0                 | 26                             | 0                   |
| Communications                                      | 1,433                            | 141                              | 1,292                              | 5,946                          | 1,276             | 4,671                          | 1,700               |
| Postage and Shipping                                | 15                               | 1,325                            | (1,310)                            | 315                            | 11,925            | (11,609)                       | 15,900              |
| <b>Total Operations &amp; Housekeeping</b>          | <b>9,916</b>                     | <b>3,750</b>                     | <b>6,166</b>                       | <b>106,368</b>                 | <b>33,750</b>     | <b>72,619</b>                  | <b>45,000</b>       |
| <b>Total Expenses</b>                               | <b>491,337</b>                   | <b>644,550</b>                   | <b>(153,213)</b>                   | <b>4,809,281</b>               | <b>5,712,934</b>  | <b>(903,652)</b>               | <b>7,890,356</b>    |
| <b>Change in Net Assets</b>                         | <b>(332,605)</b>                 |                                  |                                    | <b>(898,967)</b>               |                   |                                |                     |
| <b>Net Assets, Beginning of Period</b>              | <b>(247,515)</b>                 |                                  |                                    | <b>318,847</b>                 |                   |                                |                     |
| <b>Net Assets, End of Period</b>                    | <b>\$ (580,121)</b>              |                                  |                                    | <b>\$ (580,121)</b>            |                   |                                |                     |

**Central Coast**

*Budget vs Actual*

For the period ended March 31, 2025

|   | Current Period Actual | Current Period Budget | Current Period Variance | Current Year Actual | YTD Budget       | YTD Budget Variance | Total Budget     |
|---|-----------------------|-----------------------|-------------------------|---------------------|------------------|---------------------|------------------|
| <b>Revenue</b>  |                       |                       |                         |                     |                  |                     |                  |
| State Aid - Revenue Limit                                 |                       |                       |                         |                     |                  |                     |                  |
| LCFF Revenue  | \$ 10,095             | \$ 78,873             | \$ (68,778)             | \$ 480,143          | \$ 560,853       | \$ (80,710)         | \$ 876,343       |
| Economic Protection Account Funding                       | 2,141                 | 6,873                 | (4,732)                 | 15,633              | 20,620           | (4,987)             | 27,494           |
| State Aid - Prior Year                                    | (16,158)              | 0                     | (16,158)                | (32,316)            | 0                | (32,316)            | 0                |
| In Lieu of Property Taxes                                 | 0                     | 118,138               | (118,138)               | 352,537             | 607,544          | (255,007)           | 843,820          |
| <b>Total State Aid - Revenue Limit</b>                    | <b>(3,922)</b>        | <b>203,884</b>        | <b>(207,806)</b>        | <b>815,997</b>      | <b>1,189,017</b> | <b>(373,020)</b>    | <b>1,747,657</b> |
| <b>Federal Revenue</b>                                    |                       |                       |                         |                     |                  |                     |                  |
| Federal Special Education - IDEA                          | 0                     | 1,609                 | (1,609)                 | 0                   | 11,437           | (11,437)            | 17,871           |
| Title I, Part A - Basic Low Income                        | 0                     | 0                     | 0                       | 0                   | 14,751           | (14,751)            | 14,751           |
| Title II, Part A - Teacher Quality                        | 0                     | 0                     | 0                       | 0                   | 2,946            | (2,946)             | 2,946            |
| <b>Total Federal Revenue</b>                              | <b>0</b>              | <b>1,609</b>          | <b>(1,609)</b>          | <b>0</b>            | <b>29,134</b>    | <b>(29,134)</b>     | <b>35,568</b>    |
| <b>Other State Revenue</b>                                |                       |                       |                         |                     |                  |                     |                  |
| State Special Education - AB602                           | 21,000                | 11,092                | 9,908                   | 85,228              | 78,871           | 6,357               | 123,238          |
| State - Mandated Cost Reimbursement                       | 0                     | 0                     | 0                       | 4,951               | 5,019            | (68)                | 5,019            |
| State - State Lottery                                     | 10,627                | 0                     | 10,628                  | 18,980              | 8,557            | 10,423              | 34,229           |
| Prior Year Revenues                                       | 623                   | 0                     | 622                     | 1,606               | 0                | 1,606               | 0                |
| State - Other State Revenue                               | 492                   | 618                   | (126)                   | 7,144               | 28,787           | (21,643)            | 55,649           |
| <b>Total Other State Revenue</b>                          | <b>32,742</b>         | <b>11,710</b>         | <b>21,032</b>           | <b>117,909</b>      | <b>121,234</b>   | <b>(3,325)</b>      | <b>218,135</b>   |
| <b>Other Local Revenue</b>                                |                       |                       |                         |                     |                  |                     |                  |
| Interest Revenue  | 0                     | 877                   | (877)                   | 11,404              | 7,891            | 3,513               | 10,521           |
| Other Local Revenue                                       | 0                     | 0                     | 0                       | 344                 | 0                | 344                 | 0                |
| <b>Total Other Local Revenue</b>                          | <b>0</b>              | <b>877</b>            | <b>(877)</b>            | <b>11,748</b>       | <b>7,891</b>     | <b>3,857</b>        | <b>10,521</b>    |
| <b>Total Revenue</b>                                      | <b>28,820</b>         | <b>218,080</b>        | <b>(189,260)</b>        | <b>945,654</b>      | <b>1,347,276</b> | <b>(401,622)</b>    | <b>2,011,881</b> |
| <b>Expenses</b>   |                       |                       |                         |                     |                  |                     |                  |
| <b>Certificated Salaries</b>                              |                       |                       |                         |                     |                  |                     |                  |
| Certificated Teachers' Salaries                           | 62,957                | 50,016                | 12,941                  | 469,437             | 450,148          | 19,289              | 600,197          |
| Certificated Teachers' Extra Duties/Stipends              | 3,820                 | 16,206                | (12,385)                | 132,776             | 129,644          | 3,132               | 178,261          |
| Certificated Pupil Support Salaries                       | 8,275                 | 5,402                 | 2,872                   | 76,555              | 48,620           | 27,935              | 64,826           |
| Certificated Supervisors' and Administrators' Salaries    | 7,181                 | 6,903                 | 278                     | 63,567              | 62,127           | 1,439               | 82,837           |
| <b>Total Certificated Salaries</b>                        | <b>82,233</b>         | <b>78,527</b>         | <b>3,706</b>            | <b>742,335</b>      | <b>690,539</b>   | <b>51,795</b>       | <b>926,121</b>   |
| <b>Classified Salaries</b>                                |                       |                       |                         |                     |                  |                     |                  |
| Classified Instructional Salaries                         | 0                     | 308                   | (308)                   | 0                   | 2,772            | (2,771)             | 4,434            |
| Classified Support Salaries                               | 239                   | 0                     | 239                     | 2,227               | 0                | 2,227               | 0                |
| Classified Supervisors' and Administrators' Salaries      | 1,433                 | 887                   | 546                     | 19,990              | 7,984            | 12,006              | 12,775           |
| Clerical, Technical, and Office Staff Salaries            | 1,886                 | 275                   | 1,611                   | 12,012              | 2,469            | 9,543               | 3,950            |
| <b>Total Classified Salaries</b>                          | <b>3,558</b>          | <b>1,470</b>          | <b>2,088</b>            | <b>34,229</b>       | <b>13,225</b>    | <b>21,005</b>       | <b>21,159</b>    |
| <b>Benefits</b>   |                       |                       |                         |                     |                  |                     |                  |
| State Teachers' Retirement System, certificated positions | 14,331                | 14,998                | (667)                   | 112,173             | 131,893          | (19,721)            | 176,890          |
| OASDI/Medicare/Alternative, certificated positions        | 484                   | 76                    | 408                     | 5,030               | 683              | 4,348               | 911              |
| Medicare certificated positions                           | 1,199                 | 1,156                 | 43                      | 11,852              | 10,167           | 1,685               | 13,633           |
| Health and Welfare Benefits, certificated positions       | 10,726                | 8,824                 | 1,902                   | 75,949              | 79,419           | (3,470)             | 105,892          |
| State Unemployment Insurance, certificated positions      | 58                    | 5,621                 | (5,563)                 | 1,758               | 47,773           | (46,015)            | 56,204           |
| Workers' Compensation Insurance, certificated positions   | 0                     | 1,115                 | (1,116)                 | 4,798               | 9,816            | (5,019)             | 13,163           |
| Other Benefits, certificated positions                    | 2,784                 | 638                   | 2,147                   | 25,746              | 5,606            | 20,140              | 7,518            |
| <b>Total Benefits</b>                                     | <b>29,582</b>         | <b>32,428</b>         | <b>(2,846)</b>          | <b>237,306</b>      | <b>285,357</b>   | <b>(48,052)</b>     | <b>374,211</b>   |
| <b>Books &amp; Supplies</b>                               |                       |                       |                         |                     |                  |                     |                  |
| Textbooks and Core Curricula Materials                    | 1,155                 | 1,441                 | (286)                   | 14,876              | 12,975           | 1,902               | 17,300           |
| Books and Other Reference Materials                       | 0                     | 7,767                 | (7,767)                 | 0                   | 69,900           | (69,900)            | 93,200           |
| School Supplies   | 504                   | 14                    | 490                     | 5,559               | 166              | 5,393               | 3,400            |
| Software  | 9,613                 | 9,575                 | 39                      | 36,760              | 86,175           | (49,415)            | 114,900          |
| Office Expense  | 610                   | 358                   | 251                     | 5,517               | 3,225            | 2,293               | 4,300            |
| Business Meals  | 41                    | 83                    | (42)                    | 355                 | 750              | (396)               | 1,000            |
| Noncapitalized Equipment                                  | 6,494                 | 102                   | 6,392                   | 15,602              | 1,222            | 14,381              | 25,100           |
| <b>Total Books &amp; Supplies</b>                         | <b>18,417</b>         | <b>19,340</b>         | <b>(923)</b>            | <b>78,669</b>       | <b>174,413</b>   | <b>(95,742)</b>     | <b>259,200</b>   |
| <b>Subagreement Services</b>                              |                       |                       |                         |                     |                  |                     |                  |
| Special Education   | 9,379                 | 7,592                 | 1,787                   | 44,178              | 68,325           | (24,148)            | 91,100           |
| Substitute Teacher  | 37                    | 483                   | (446)                   | 37                  | 4,350            | (4,313)             | 5,800            |
| Security  | 7                     | 0                     | 7                       | 30                  | 0                | 30                  | 0                |
| Other Educational Consultants                             | 0                     | 67                    | (67)                    | (528)               | 803              | (1,331)             | 16,500           |
| Instructional Services                                    | 0                     | 300                   | (300)                   | 0                   | 2,700            | (2,700)             | 3,600            |
| <b>Total Subagreement Services</b>                        | <b>9,423</b>          | <b>8,442</b>          | <b>981</b>              | <b>43,717</b>       | <b>76,178</b>    | <b>(32,462)</b>     | <b>117,000</b>   |
| <b>Professional/Consulting Services</b>                   |                       |                       |                         |                     |                  |                     |                  |
| IT  | 0                     | 7,725                 | (7,725)                 | 10,180              | 69,525           | (59,346)            | 92,700           |
| Audit and Tax   | 631                   | 0                     | 631                     | 1,437               | 4,700            | (3,262)             | 4,700            |
| Legal   | 424                   | 192                   | 233                     | 1,595               | 1,725            | (130)               | 2,300            |
| Professional Development                                  | 106                   | 1,508                 | (1,403)                 | 2,859               | 13,575           | (10,716)            | 18,100           |
| General Consulting  | 851                   | 3,617                 | (2,765)                 | 3,341               | 32,550           | (29,210)            | 43,400           |
| Special Activities  | 563                   | 0                     | 563                     | 781                 | 0                | 782                 | 0                |
| Bank Charges  | 0                     | 58                    | (59)                    | 0                   | 525              | (525)               | 700              |
| Printing  | 0                     | 0                     | 0                       | 10                  | 0                | 10                  | 0                |
| Other Taxes and Fees                                      | 1                     | 508                   | (507)                   | 21,689              | 4,575            | 17,113              | 6,100            |

**Central Coast**

*Budget vs Actual*

For the period ended March 31, 2025

|   | <b>Current Period<br/>Actual</b> | <b>Current Period<br/>Budget</b> | <b>Current Period<br/>Variance</b> | <b>Current Year<br/>Actual</b> | <b>YTD Budget</b> | <b>YTD Budget<br/>Variance</b> | <b>Total Budget</b> |
|---|----------------------------------|----------------------------------|------------------------------------|--------------------------------|-------------------|--------------------------------|---------------------|
| Payroll Service Fee                                 | (1,168)                          | 0                                | (1,168)                            | (801)                          | 0                 | (800)                          | 0                   |
| Management Fee                                      | 3,549                            | 4,000                            | (452)                              | 29,604                         | 36,000            | (6,396)                        | 48,000              |
| District Oversight Fee                              | 210                              | 2,039                            | (1,828)                            | 0                              | 11,890            | (11,890)                       | 17,476              |
| SELPA Fees  | 0                                | 0                                | 0                                  | 776                            | 0                 | 776                            | 0                   |
| Public Relations                                    | 179                              | 1,959                            | (1,779)                            | 4,999                          | 17,625            | (12,626)                       | 23,500              |
| <b>Total Professional/Consulting Services</b>       | <b>5,346</b>                     | <b>21,606</b>                    | <b>(16,259)</b>                    | <b>76,470</b>                  | <b>192,690</b>    | <b>(116,220)</b>               | <b>256,976</b>      |
| <b>Facilities, Repairs &amp; Other Leases</b>       |                                  |                                  |                                    |                                |                   |                                |                     |
| Rent  | 687                              | 166                              | 519                                | 5,641                          | 1,500             | 4,141                          | 2,000               |
| Additional Rent                                     | 295                              | 75                               | 221                                | 1,629                          | 675               | 953                            | 900                 |
| Equipment Leases                                    | 0                                | 392                              | (392)                              | 0                              | 3,525             | (3,525)                        | 4,701               |
| Other Leases  | 39                               | 8                                | 31                                 | 2,518                          | 75                | 2,443                          | 99                  |
| Repairs and Maintenance                             | 0                                | 9                                | (9)                                | 19                             | 75                | (56)                           | 100                 |
| <b>Total Facilities, Repairs &amp; Other Leases</b> | <b>1,021</b>                     | <b>650</b>                       | <b>370</b>                         | <b>9,807</b>                   | <b>5,850</b>      | <b>3,956</b>                   | <b>7,800</b>        |
| <b>Operations &amp; Housekeeping</b>                |                                  |                                  |                                    |                                |                   |                                |                     |
| Auto and Travel Expense                             | 302                              | 258                              | 44                                 | 12,576                         | 2,325             | 10,251                         | 3,100               |
| Dues & Memberships                                  | 1,629                            | 350                              | 1,279                              | 13,304                         | 3,150             | 10,155                         | 4,200               |
| Insurance   | 956                              | 208                              | 748                                | 3,960                          | 1,875             | 2,085                          | 2,500               |
| Utilities   | 5                                | 9                                | (4)                                | 9                              | 75                | (66)                           | 100                 |
| Janitorial/Trash Removal                            | 0                                | 25                               | (25)                               | 17                             | 225               | (208)                          | 300                 |
| Miscellaneous Expense                               | 0                                | 0                                | 0                                  | 22                             | 0                 | 22                             | 0                   |
| Communications                                      | 375                              | 33                               | 342                                | 1,470                          | 300               | 1,170                          | 400                 |
| Postage and Shipping                                | 5                                | 358                              | (353)                              | 74                             | 3,225             | (3,151)                        | 4,300               |
| <b>Total Operations &amp; Housekeeping</b>          | <b>3,272</b>                     | <b>1,241</b>                     | <b>2,031</b>                       | <b>31,432</b>                  | <b>11,175</b>     | <b>20,258</b>                  | <b>14,900</b>       |
| <b>Total Expenses</b>                               | <b>152,852</b>                   | <b>163,704</b>                   | <b>(10,852)</b>                    | <b>1,253,965</b>               | <b>1,449,427</b>  | <b>(195,462)</b>               | <b>1,977,367</b>    |
| <b>Change in Net Assets</b>                         | <b>(124,032)</b>                 |                                  |                                    | <b>(308,311)</b>               |                   |                                |                     |
| <b>Net Assets, Beginning of Period</b>              | <b>72,322</b>                    |                                  |                                    | <b>256,601</b>                 |                   |                                |                     |
| <b>Net Assets, End of Period</b>                    | <b>\$ (51,710)</b>               |                                  |                                    | <b>\$ (51,710)</b>             |                   |                                |                     |

## California Online Public Schools

### Statement of Financial Position

March 31, 2025

|   | Southern California  | Central Valley      | Northern California | North Bay           | Monterey Bay      | Central Coast     | Total                |
|---|----------------------|---------------------|---------------------|---------------------|-------------------|-------------------|----------------------|
| <b>Assets</b>                                     |                      |                     |                     |                     |                   |                   |                      |
| <b>Current Assets</b>                             |                      |                     |                     |                     |                   |                   |                      |
| Cash & Cash Equivalents                           | \$ 13,692,525        | \$ 7,627,810        | \$ 9,573,315        | \$ 1,955,816        | \$ 4,873,393      | \$ 1,739,637      | \$ 39,462,497        |
| Accounts Receivable                               | 602                  | 97                  | 194                 | 18                  | 53                | 18                | 981                  |
| Public Funding Receivables                        | 796,402              | 685,962             | 82,356              | 0                   | 264,953           | 43,940            | 1,873,613            |
| Due To/From Related Parties                       | 16,274,667           | (3,034,411)         | (6,097,901)         | (567,311)           | (5,027,346)       | (1,547,697)       | 0                    |
| Prepaid Expenses                                  | 373,400              | 48,340              | 131,081             | 9,289               | 30,509            | 8,229             | 600,850              |
| <b>Total Current Assets</b>                       | <b>31,137,596</b>    | <b>5,327,798</b>    | <b>3,689,045</b>    | <b>1,397,812</b>    | <b>141,562</b>    | <b>244,127</b>    | <b>41,937,941</b>    |
| <b>Long-term Assets</b>                           |                      |                     |                     |                     |                   |                   |                      |
| Property & Equipment, Net                         | 18,248               | 0                   | 46,704              | 0                   | 0                 | 0                 | 64,952               |
| Right-of-Use Asset, Net                           | 1,085,442            | 140,057             | 367,651             | 35,014              | 105,044           | 17,507            | 1,750,714            |
| Deposits  | 21,288               | 100                 | 0                   | 0                   | 0                 | 0                 | 21,387               |
| <b>Total Long-term Assets</b>                     | <b>1,124,978</b>     | <b>140,157</b>      | <b>414,355</b>      | <b>35,014</b>       | <b>105,044</b>    | <b>17,507</b>     | <b>1,837,053</b>     |
| <b>Total Assets</b>                               | <b>\$ 32,262,574</b> | <b>\$ 5,467,955</b> | <b>\$ 4,103,400</b> | <b>\$ 1,432,826</b> | <b>\$ 246,606</b> | <b>\$ 261,634</b> | <b>\$ 43,774,994</b> |
| <b>Liabilities</b>                                |                      |                     |                     |                     |                   |                   |                      |
| <b>Current Liabilities</b>                        |                      |                     |                     |                     |                   |                   |                      |
| Accounts Payable                                  | \$ 69,531            | \$ 15,711           | \$ 20,076           | \$ 1,588            | \$ 5,127          | \$ 1,742          | \$ 113,776           |
| Accrued Liabilities                               | 616,809              | 238,767             | 568,505             | 151,307             | 109,864           | 42,744            | 1,727,996            |
| Deferred Revenue                                  | 10,043,929           | 1,718,709           | 3,372,633           | 434,890             | 605,597           | 251,169           | 16,426,927           |
| Operating Lease Liability, Current Portion        | 215,197              | 27,769              | 72,890              | 6,942               | 20,827            | 3,471             | 347,095              |
| <b>Total Current Liabilities</b>                  | <b>10,945,466</b>    | <b>2,000,956</b>    | <b>4,034,104</b>    | <b>594,727</b>      | <b>741,415</b>    | <b>299,126</b>    | <b>18,615,794</b>    |
| <b>Long-term Liabilities</b>                      |                      |                     |                     |                     |                   |                   |                      |
| Operating Lease Liability, Net of Current Portion | 881,558              | 113,749             | 298,593             | 28,438              | 85,311            | 14,219            | 1,421,867            |
| <b>Total Long-term Liabilities</b>                | <b>881,558</b>       | <b>113,749</b>      | <b>298,593</b>      | <b>28,438</b>       | <b>85,311</b>     | <b>14,219</b>     | <b>1,421,867</b>     |
| <b>Total Liabilities</b>                          | <b>11,827,024</b>    | <b>2,114,705</b>    | <b>4,332,697</b>    | <b>623,165</b>      | <b>826,726</b>    | <b>313,345</b>    | <b>20,037,661</b>    |
| <b>Net Assets, End of Period</b>                  | <b>20,435,549</b>    | <b>3,353,251</b>    | <b>(229,297)</b>    | <b>809,661</b>      | <b>(580,121)</b>  | <b>(51,710)</b>   | <b>23,737,333</b>    |
| <b>Liabilities &amp; Net Assets</b>               | <b>\$ 32,262,574</b> | <b>\$ 5,467,955</b> | <b>\$ 4,103,400</b> | <b>\$ 1,432,826</b> | <b>\$ 246,606</b> | <b>\$ 261,634</b> | <b>\$ 43,774,994</b> |

**California Online Public Schools****Statement of Cash Flows**

For the period ended March 31, 2025

|   | <b>Southern California</b> | <b>Central Valley</b> | <b>Northern California</b> | <b>North Bay</b>    | <b>Monterey Bay</b> | <b>Central Coast</b> | <b>Total</b>         |
|---|----------------------------|-----------------------|----------------------------|---------------------|---------------------|----------------------|----------------------|
| <b>Cash Flows from Operating Activities</b>             |                            |                       |                            |                     |                     |                      |                      |
| Change in Net Assets                                    | \$ 3,827,835               | \$ (31,576)           | \$ (650,020)               | \$ (3,339)          | \$ (332,605)        | \$ (124,032)         | \$ 2,686,263         |
| Adjustments   |                            |                       |                            |                     |                     |                      |                      |
| Depreciation  | 181                        | 0                     | 4,671                      | 0                   | 0                   | 0                    | 4,851                |
| (Increase) Decrease in Operating Assets                 |                            |                       |                            |                     |                     |                      |                      |
| Public Funding Receivables                              | 0                          | 637,062               | 156                        | 0                   | 0                   | 0                    | 637,219              |
| Grants, Contributions & Pledges Receivable              | (503)                      | (97)                  | (194)                      | (17)                | (53)                | (18)                 | (882)                |
| Due from Related Parties                                | (3,425,081)                | 869,374               | 1,759,965                  | 157,046             | 484,501             | 154,195              | 0                    |
| Prepaid Expenses  | (88,966)                   | (17,169)              | (34,338)                   | (3,121)             | (9,365)             | (3,122)              | (156,081)            |
| Increase (Decrease) in Operating Liabilities            |                            |                       |                            |                     |                     |                      |                      |
| Accounts Payable  | (12,675)                   | 15,706                | 20,066                     | 1,587               | 5,124               | 1,742                | 31,549               |
| Accrued Expenses  | 406,992                    | 0                     | 0                          | 0                   | (1,800)             | 3,713                | 408,905              |
| Deferred Revenue  | 69,123                     | 2,815                 | 24,161                     | 2,806               | 8,818               | 1,858                | 109,581              |
| <b>Total Cash Flows from Operating Activities</b>       | <b>776,906</b>             | <b>1,476,115</b>      | <b>1,124,467</b>           | <b>154,962</b>      | <b>154,620</b>      | <b>34,336</b>        | <b>3,721,405</b>     |
| <b>Change in Cash and Cash Equivalents</b>              | <b>776,906</b>             | <b>1,476,115</b>      | <b>1,124,467</b>           | <b>154,962</b>      | <b>154,620</b>      | <b>34,336</b>        | <b>3,721,405</b>     |
| <b>Cash &amp; Cash Equivalents, Beginning of Period</b> | <b>12,915,619</b>          | <b>6,151,695</b>      | <b>8,448,849</b>           | <b>1,800,854</b>    | <b>4,718,773</b>    | <b>1,705,301</b>     | <b>35,741,092</b>    |
| <b>Cash &amp; Cash Equivalents, End of Period</b>       | <b>\$ 13,692,525</b>       | <b>\$ 7,627,810</b>   | <b>\$ 9,573,315</b>        | <b>\$ 1,955,816</b> | <b>\$ 4,873,393</b> | <b>\$ 1,739,637</b>  | <b>\$ 39,462,497</b> |

**Southern California**

**Accounts Payable Aging**

For the period ended March 31, 2025

| Vendor Name                                   | Invoice/Credit Number | Date Due   | Current          | 1 - 30 Days Past Due | 31 - 60 Days Past Due | 61 - 90 Days Past Due | Over 90 Days Past Due | Total            |
|---|-----------------------|------------|------------------|----------------------|-----------------------|-----------------------|-----------------------|------------------|
| Breanna Burns                                 | BURN022825            | 02/28/2025 | \$ -             | \$ -                 | \$ 30                 | \$ -                  | \$ -                  | \$ 30            |
| Brenda Arambula                               | ARAM022825            | 02/28/2025 | -                | -                    | 30                    | -                     | -                     | 30               |
| Brett Creason                                 | CREA022825            | 02/28/2025 | -                | -                    | 30                    | -                     | -                     | 30               |
| Cecily Brotherton                             | BROT022825            | 02/28/2025 | -                | -                    | 30                    | -                     | -                     | 30               |
| Christopher Chu                               | CHUX022825            | 02/28/2025 | -                | -                    | 30                    | -                     | -                     | 30               |
| Christopher Funk                              | FUNK022825            | 02/28/2025 | -                | -                    | 30                    | -                     | -                     | 30               |
| Corodata Records Management Inc.              | RS3706603             | 04/15/2025 | 114              | -                    | -                     | -                     | -                     | 114              |
| Cox Business                                  | COXB020125-0901       | 03/03/2025 | -                | (198)                | -                     | -                     | -                     | (198)            |
| Ebony Henry                                   | HENR030725            | 03/07/2025 | -                | 30                   | -                     | -                     | -                     | 30               |
| Every Special Child LLC                       | Inv#137-032024- 25    | 04/05/2025 | 1,626            | -                    | -                     | -                     | -                     | 1,626            |
| Milestones Therapy Group, A Prof. SLP Co 1227 |                       | 04/22/2025 | 68,456           | -                    | -                     | -                     | -                     | 68,456           |
| San Diego Gas & Electric-1889                 | SAND030625-1889       | 03/26/2025 | -                | (676)                | -                     | -                     | -                     | (676)            |
| <b>Total Outstanding Invoices</b>             |                       |            | <b>\$ 70,196</b> | <b>\$ (845)</b>      | <b>\$ 180</b>         | <b>\$ -</b>           | <b>\$ -</b>           | <b>\$ 69,531</b> |

**Central Valley**

**Accounts Payable Aging**

For the period ended March 31, 2025

| Vendor Name                                   | Invoice/Credit Number | Date Due   | Current          | 1 - 30 Days Past Due | 31 - 60 Days Past Due | 61 - 90 Days Past Due | Over 90 Days Past Due | Total            |
|---|-----------------------|------------|------------------|----------------------|-----------------------|-----------------------|-----------------------|------------------|
| Breanna Burns                                 | BURN022825            | 02/28/2025 | \$ -             | \$ -                 | \$ 5                  | \$ -                  | \$ -                  | 5                |
| Brenda Arambula                               | ARAM022825            | 02/28/2025 | -                | -                    | 5                     | -                     | -                     | 5                |
| Brett Creason                                 | CREA022825            | 02/28/2025 | -                | -                    | 5                     | -                     | -                     | 5                |
| Cecily Brotherton                             | BROT022825            | 02/28/2025 | -                | -                    | 5                     | -                     | -                     | 5                |
| Christopher Chu                               | CHUX022825            | 02/28/2025 | -                | -                    | 5                     | -                     | -                     | 5                |
| Christopher Funk                              | FUNK022825            | 02/28/2025 | -                | -                    | 5                     | -                     | -                     | 5                |
| Ebony Henry                                   | HENR030725            | 03/07/2025 | -                | 5                    | -                     | -                     | -                     | 5                |
| Every Special Child LLC                       | Inv#137-032024- 25    | 04/05/2025 | 314              | -                    | -                     | -                     | -                     | 314              |
| Milestones Therapy Group, A Prof. SLP Co 1227 |                       | 04/22/2025 | 15,361           | -                    | -                     | -                     | -                     | 15,361           |
| <b>Total Outstanding Invoices</b>             |                       |            | <b>\$ 15,675</b> | <b>\$ 5</b>          | <b>\$ 31</b>          | <b>\$ -</b>           | <b>\$ -</b>           | <b>\$ 15,711</b> |

**Northern California**

**Accounts Payable Aging**

For the period ended March 31, 2025

| Vendor Name                                   | Invoice/Credit Number | Date Due   | Current          | 1 - 30 Days Past Due | 31 - 60 Days Past Due | 61 - 90 Days Past Due | Over 90 Days Past Due | Total            |
|---|-----------------------|------------|------------------|----------------------|-----------------------|-----------------------|-----------------------|------------------|
| Breanna Burns                                 | BURN022825            | 02/28/2025 | \$ -             | \$ -                 | \$ 11                 | \$ -                  | \$ -                  | \$ 11            |
| Brenda Arambula                               | ARAM022825            | 02/28/2025 | -                | -                    | 11                    | -                     | -                     | 11               |
| Brett Creason                                 | CREA022825            | 02/28/2025 | -                | -                    | 11                    | -                     | -                     | 11               |
| Cecily Brotherton                             | BROT022825            | 02/28/2025 | -                | -                    | 11                    | -                     | -                     | 11               |
| Christopher Chu                               | CHUX022825            | 02/28/2025 | -                | -                    | 11                    | -                     | -                     | 11               |
| Christopher Funk                              | FUNK022825            | 02/28/2025 | -                | -                    | 11                    | -                     | -                     | 11               |
| Ebony Henry                                   | HENR030725            | 03/07/2025 | -                | 11                   | -                     | -                     | -                     | 11               |
| Every Special Child LLC                       | Inv#137-032024- 25    | 04/05/2025 | 627              | -                    | -                     | -                     | -                     | 627              |
| Milestones Therapy Group, A Prof. SLP Co 1227 |                       | 04/22/2025 | 19,374           | -                    | -                     | -                     | -                     | 19,374           |
| <b>Total Outstanding Invoices</b>             |                       |            | <b>\$ 20,002</b> | <b>\$ 11</b>         | <b>\$ 64</b>          | <b>\$ -</b>           | <b>\$ -</b>           | <b>\$ 20,076</b> |

**North Bay**

**Accounts Payable Aging**

For the period ended March 31, 2025

| Vendor Name                                   | Invoice/Credit Number | Date Due   | Current         | 1 - 30 Days Past Due | 31 - 60 Days Past Due | 61 - 90 Days Past Due | Over 90 Days Past Due | Total           |
|---|-----------------------|------------|-----------------|----------------------|-----------------------|-----------------------|-----------------------|-----------------|
| Breanna Burns                                 | BURN022825            | 02/28/2025 | \$ -            | \$ -                 | \$ 1                  | \$ -                  | \$ -                  | 1               |
| Brenda Arambula                               | ARAM022825            | 02/28/2025 | -               | -                    | 1                     | -                     | -                     | 1               |
| Brett Creason                                 | CREA022825            | 02/28/2025 | -               | -                    | 1                     | -                     | -                     | 1               |
| Cecily Brotherton                             | BROT022825            | 02/28/2025 | -               | -                    | 1                     | -                     | -                     | 1               |
| Christopher Chu                               | CHUX022825            | 02/28/2025 | -               | -                    | 1                     | -                     | -                     | 1               |
| Christopher Funk                              | FUNK022825            | 02/28/2025 | -               | -                    | 1                     | -                     | -                     | 1               |
| Ebony Henry                                   | HENR030725            | 03/07/2025 | -               | 1                    | -                     | -                     | -                     | 1               |
| Every Special Child LLC                       | Inv#137-032024- 25    | 04/05/2025 | 57              | -                    | -                     | -                     | -                     | 57              |
| Milestones Therapy Group, A Prof. SLP Co 1227 |                       | 04/22/2025 | 1,524           | -                    | -                     | -                     | -                     | 1,524           |
| <b>Total Outstanding Invoices</b>             |                       |            | <b>\$ 1,581</b> | <b>\$ 1</b>          | <b>\$ 6</b>           | <b>\$ -</b>           | <b>\$ -</b>           | <b>\$ 1,588</b> |

**Monterey Bay**

**Accounts Payable Aging**

For the period ended March 31, 2025

| Vendor Name                                   | Invoice/Credit Number | Date Due   | Current         | 1 - 30 Days Past Due | 31 - 60 Days Past Due | 61 - 90 Days Past Due | Over 90 Days Past Due | Total           |
|---|-----------------------|------------|-----------------|----------------------|-----------------------|-----------------------|-----------------------|-----------------|
| Breanna Burns                                 | BURN022825            | 02/28/2025 | \$ -            | \$ -                 | \$ 3                  | \$ -                  | \$ -                  | \$ 3            |
| Brenda Arambula                               | ARAM022825            | 02/28/2025 | -               | -                    | 3                     | -                     | -                     | 3               |
| Brett Creason                                 | CREA022825            | 02/28/2025 | -               | -                    | 3                     | -                     | -                     | 3               |
| Cecily Brotherton                             | BROT022825            | 02/28/2025 | -               | -                    | 3                     | -                     | -                     | 3               |
| Christopher Chu                               | CHUX022825            | 02/28/2025 | -               | -                    | 3                     | -                     | -                     | 3               |
| Christopher Funk                              | FUNK022825            | 02/28/2025 | -               | -                    | 3                     | -                     | -                     | 3               |
| Ebony Henry                                   | HENR030725            | 03/07/2025 | -               | 3                    | -                     | -                     | -                     | 3               |
| Every Special Child LLC                       | Inv#137-032024- 25    | 04/05/2025 | 171             | -                    | -                     | -                     | -                     | 171             |
| Milestones Therapy Group, A Prof. SLP Co 1227 |                       | 04/22/2025 | 4,933           | -                    | -                     | -                     | -                     | 4,933           |
| <b>Total Outstanding Invoices</b>             |                       |            | <b>\$ 5,104</b> | <b>\$ 3</b>          | <b>\$ 20</b>          | <b>\$ -</b>           | <b>\$ -</b>           | <b>\$ 5,127</b> |

**Central Coast**

**Accounts Payable Aging**

For the period ended March 31, 2025

| Vendor Name                                   | Invoice/Credit Number | Date Due   | Current         | 1 - 30 Days Past Due | 31 - 60 Days Past Due | 61 - 90 Days Past Due | Over 90 Days Past Due | Total           |
|---|-----------------------|------------|-----------------|----------------------|-----------------------|-----------------------|-----------------------|-----------------|
| Breanna Burns                                 | BURN022825            | 02/28/2025 | \$ -            | \$ -                 | \$ 1                  | \$ -                  | \$ -                  | 1               |
| Brenda Arambula                               | ARAM022825            | 02/28/2025 | -               | -                    | 1                     | -                     | -                     | 1               |
| Brett Creason                                 | CREA022825            | 02/28/2025 | -               | -                    | 1                     | -                     | -                     | 1               |
| Cecily Brotherton                             | BROT022825            | 02/28/2025 | -               | -                    | 1                     | -                     | -                     | 1               |
| Christopher Chu                               | CHUX022825            | 02/28/2025 | -               | -                    | 1                     | -                     | -                     | 1               |
| Christopher Funk                              | FUNK022825            | 02/28/2025 | -               | -                    | 1                     | -                     | -                     | 1               |
| Ebony Henry                                   | HENR030725            | 03/07/2025 | -               | 1                    | -                     | -                     | -                     | 1               |
| Every Special Child LLC                       | Inv#137-032024- 25    | 04/05/2025 | 57              | -                    | -                     | -                     | -                     | 57              |
| Milestones Therapy Group, A Prof. SLP Co 1227 |                       | 04/22/2025 | 1,680           | -                    | -                     | -                     | -                     | 1,680           |
| <b>Total Outstanding Invoices</b>             |                       |            | <b>\$ 1,737</b> | <b>\$ 1</b>          | <b>\$ 5</b>           | <b>\$ -</b>           | <b>\$ -</b>           | <b>\$ 1,742</b> |

Southern California

Check Register

For the period ended March 31, 2025

| Check Number | Vendor Name                                       | Transaction Description                      | Check Date | Check Amount |
|--------------|---|--|------------|--------------|
| 13410        | Casa Pacifica                                     | SpEd Svcs - 01/25                            | 03/05/2025 | \$ 65.98     |
| 13411        | Charter Impact, LLC                               | Business Mgmt Svcs - 03/25                   | 03/05/2025 | 177,431.00   |
| 13412        | Department of Justice                             | Fingerprinting Svcs - 01/25                  | 03/05/2025 | 113.00       |
| 13413        | Hiddleston Listening, Language, and Speech Center | SpEd Svcs - 1/25                             | 03/05/2025 | 678.32       |
| 13414        | Jessica Balladarez                                | Reimb - Grad Night CT Refund                 | 03/05/2025 | 248.00       |
| 13415        | Language Line Services                            | Interpretation Svcs - 01/25                  | 03/05/2025 | 12,696.98    |
| 13416        | Law Offices of Young, Minney & Corr LLP           | Legal Svcs - 01/25                           | 03/05/2025 | 7,682.00     |
| 13417        | PC Connection Sales Corp                          | NonCap Equipment                             | 03/05/2025 | 9,628.33     |
| 13418        | School Pathways LLC                               | Subscription - 02/01/25-01/31/26             | 03/05/2025 | 708.75       |
| 13419        | School Services of California Inc.                | Consulting Svcs - 01/25                      | 03/05/2025 | 162.50       |
| 13420        | Specialized Therapy Services Inc                  | SpEd Svcs - 01/25                            | 03/05/2025 | 150.00       |
| 13421        | T-Mobile  | Communication Svcs - 01/21/25-02/20/25 - MKV | 03/05/2025 | 6,045.46     |
| 13422        | T-Mobile - 0979                                   | Communication Svcs - 01/21/25-02/20/25       | 03/05/2025 | 320.32       |
| 13423        | Total Recall Captioning Inc.                      | SpEd Svcs - 01/25                            | 03/05/2025 | 1,782.50     |
| 13424        | Adapted Childs Play LLC                           | SpEd Svcs - 01/25                            | 03/12/2025 | 1,927.23     |
| 13425        | Branche Jones                                     | Consulting Svcs - 02/25                      | 03/12/2025 | 4,000.00     |
| 13426        | Capistrano Unified School District                | District Oversight Fees - 03/25              | 03/12/2025 | 82,374.00    |
| 13427        | Casa Pacifica                                     | SpEd Svcs - 01/25                            | 03/12/2025 | 14,300.00    |
| 13428        | Concur Technologies Inc                           | Software - 03/25                             | 03/12/2025 | 9,494.12     |
| 13429        | Cox Business                                      | Communication Svcs - 03/25                   | 03/12/2025 | 702.24       |
| 13430        | Crown Facility Solutions Inc                      | Janitorial Svcs - 03/25                      | 03/12/2025 | 1,296.00     |
| 13431        | CSC   | Consulting Svcs                              | 03/12/2025 | 2,372.75     |
| 13432        | Document Tracking Services                        | Translation Svcs - 02/01/25-03/01/25         | 03/12/2025 | 115.32       |
| 13433        | Edmentum  | Curriculum - 02/25                           | 03/12/2025 | 19,395.00    |
| 13434        | FeldCare Connects                                 | SpEd Svcs - 02/25                            | 03/12/2025 | 326.00       |
| 13435        | Gympass US LLC                                    | Gym Subscription Benefit - 02/28/25-03/27/25 | 03/12/2025 | 6,184.98     |
| 13436        | Instructure, Inc.                                 | Subscription - 01/25 - 12/25                 | 03/12/2025 | 958.33       |
| 13437        | Jostens   | Graduation Supplies                          | 03/12/2025 | 13.90        |
| 13438        | Law Offices of Michelle Won                       | Legal Svcs - 02/25                           | 03/12/2025 | 525.00       |
| 13439        | Law Offices of Young, Minney & Corr LLP           | Legal Svcs - 02/25                           | 03/12/2025 | 4,686.00     |
| 13440        | Netrix  | IT Svcs                                      | 03/12/2025 | 3,080.00     |
| 13441        | Newfront  | Consulting Svcs - 02/25                      | 03/12/2025 | 2,135.60     |
| 13442        | PC Connection Sales Corp                          | Office Supplies                              | 03/12/2025 | 80.19        |
| 13443        | SOFTMSP LLC                                       | Office Supplies                              | 03/12/2025 | 16,467.05    |
| 13444        | Yarjianian & Associates PC                        | Legal Svcs - 09/24-02/25                     | 03/12/2025 | 7,000.00     |
| 13445        | Zoom Communications Inc                           | Communication Svcs - 02/25                   | 03/12/2025 | 480.05       |
| 13446        | Milestones Therapy Group, A Prof. SLP Corporation | SpEd Svcs - 07/24-08/24                      | 03/18/2025 | 5,301.95     |
| 13447        | Aaron Canepa                                      | ISP Reimbursement - 12/1 - 2/28              | 03/20/2025 | 50.85        |
| 13448        | Aaron Ezozo                                       | ISP Reimbursement - 12/1 - 2/28              | 03/20/2025 | 50.85        |
| 13449        | Aaron J Murillo                                   | ISP Reimbursement - 12/1 - 2/28              | 03/20/2025 | 50.85        |
| 13450        | Aaron Oswald                                      | ISP Reimbursement - 12/1 - 2/28              | 03/20/2025 | 50.85        |
| 13451        | Aaron Van Heyningen                               | ISP Reimbursement - 12/1 - 2/28              | 03/20/2025 | 50.85        |
| 13452        | Abdul Safi  | ISP Reimbursement - 12/1 - 2/28              | 03/20/2025 | 50.85        |
| 13453        | Abdulrahman Al-Samawi                             | ISP Reimbursement - 12/1 - 2/28              | 03/20/2025 | 50.85        |
| 13454        | Abdurrahman Qassem                                | ISP Reimbursement - 12/1 - 2/28              | 03/20/2025 | 50.85        |
| 13455        | Abeer Kandil                                      | ISP Reimbursement - 12/1 - 2/28              | 03/20/2025 | 50.85        |
| 13456        | Abigail Deguzman                                  | ISP Reimbursement - 12/1 - 2/28              | 03/20/2025 | 50.85        |
| 13457        | Abigail Rodri-guez                                | ISP Reimbursement - 12/1 - 2/28              | 03/20/2025 | 50.85        |
| 13458        | Abraham Sousa                                     | ISP Reimbursement - 12/1 - 2/28              | 03/20/2025 | 50.85        |
| 13459        | Adam Baker  | ISP Reimbursement - 12/1 - 2/28              | 03/20/2025 | 50.85        |
| 13460        | Adam Batzianis                                    | ISP Reimbursement - 12/1 - 2/28              | 03/20/2025 | 50.85        |
| 13461        | Adam Dunbar                                       | ISP Reimbursement - 12/1 - 2/28              | 03/20/2025 | 50.85        |
| 13462        | Adam Grano  | ISP Reimbursement - 12/1 - 2/28              | 03/20/2025 | 50.85        |
| 13463        | Adela Castillo                                    | ISP Reimbursement - 12/1 - 2/28              | 03/20/2025 | 50.85        |
| 13464        | Adelaida De La Cruz                               | ISP Reimbursement - 12/1 - 2/28              | 03/20/2025 | 16.95        |
| 13465        | Adesh Kumar                                       | ISP Reimbursement - 12/1 - 2/28              | 03/20/2025 | 50.85        |
| 13466        | Adilene Garcia                                    | ISP Reimbursement - 12/1 - 2/28              | 03/20/2025 | 50.85        |
| 13467        | Adnan Yusuf                                       | ISP Reimbursement - 12/1 - 2/28              | 03/20/2025 | 50.85        |
| 13468        | Adrian Barrera                                    | ISP Reimbursement - 12/1 - 2/28              | 03/20/2025 | 50.85        |
| 13469        | Adriana Avila                                     | ISP Reimbursement - 12/1 - 2/28              | 03/20/2025 | 50.85        |
| 13470        | Adriana Barajas                                   | ISP Reimbursement - 12/1 - 2/28              | 03/20/2025 | 50.85        |
| 13471        | Adriana de Jesus                                  | ISP Reimbursement - 12/1 - 2/28              | 03/20/2025 | 50.85        |
| 13472        | Adriana G Avila                                   | ISP Reimbursement - 12/1 - 2/28              | 03/20/2025 | 50.85        |
| 13473        | Adriana Martinez                                  | ISP Reimbursement - 12/1 - 2/28              | 03/20/2025 | 50.85        |
| 13474        | Adriana Padilla                                   | ISP Reimbursement - 12/1 - 2/28              | 03/20/2025 | 50.85        |
| 13475        | Adrianna Alvarado                                 | ISP Reimbursement - 12/1 - 2/28              | 03/20/2025 | 50.85        |
| 13476        | Adrienne Arnold                                   | ISP Reimbursement - 12/1 - 2/28              | 03/20/2025 | 50.85        |
| 13477        | Adrienne Duplesis                                 | ISP Reimbursement - 12/1 - 2/28              | 03/20/2025 | 50.85        |
| 13478        | Adrienne Hernandez                                | ISP Reimbursement - 12/1 - 2/28              | 03/20/2025 | 50.85        |

## Southern California

## Check Register

For the period ended March 31, 2025

| Check Number | Vendor Name                  | Transaction Description         | Check Date | Check Amount |
|--------------|------------------------------|---------------------------------|------------|--------------|
| 13479        | Adrienne Vasquez             | ISP Reimbursement - 12/1 - 2/28 | 03/20/2025 | 50.85        |
| 13480        | Afreh Elsumeri               | ISP Reimbursement - 12/1 - 2/28 | 03/20/2025 | 50.85        |
| 13481        | Agnes Mesman                 | ISP Reimbursement - 12/1 - 2/28 | 03/20/2025 | 50.85        |
| 13482        | Agustin Flores               | ISP Reimbursement - 12/1 - 2/28 | 03/20/2025 | 50.85        |
| 13483        | Ahlam Gheith                 | ISP Reimbursement - 12/1 - 2/28 | 03/20/2025 | 16.95        |
| 13484        | Ahmad Elsharty               | ISP Reimbursement - 12/1 - 2/28 | 03/20/2025 | 50.85        |
| 13485        | Aida Garcia                  | ISP Reimbursement - 12/1 - 2/28 | 03/20/2025 | 50.85        |
| 13486        | Aida Yesenia Orozco Renteria | ISP Reimbursement - 12/1 - 2/28 | 03/20/2025 | 50.85        |
| 13487        | Aiden Catalan                | ISP Reimbursement - 12/1 - 2/28 | 03/20/2025 | 50.85        |
| 13488        | Aimee L. Pechie              | ISP Reimbursement - 12/1 - 2/28 | 03/20/2025 | 50.85        |
| 13489        | Ainsley Romany-Phipps        | ISP Reimbursement - 12/1 - 2/28 | 03/20/2025 | 50.85        |
| 13490        | Ajaib Ebrahim                | ISP Reimbursement - 12/1 - 2/28 | 03/20/2025 | 33.90        |
| 13491        | Alaaeddin Ali Basha          | ISP Reimbursement - 12/1 - 2/28 | 03/20/2025 | 50.85        |
| 13492        | Alaina Spruell               | ISP Reimbursement - 12/1 - 2/28 | 03/20/2025 | 50.85        |
| 13493        | Alan Healy                   | ISP Reimbursement - 12/1 - 2/28 | 03/20/2025 | 50.85        |
| 13494        | Alana Beltran                | ISP Reimbursement - 12/1 - 2/28 | 03/20/2025 | 50.85        |
| 13495        | Alana Dedini                 | ISP Reimbursement - 12/1 - 2/28 | 03/20/2025 | 50.85        |
| 13496        | Albert Dorn Jr               | ISP Reimbursement - 12/1 - 2/28 | 03/20/2025 | 50.85        |
| 13497        | Alberta Centers              | ISP Reimbursement - 12/1 - 2/28 | 03/20/2025 | 50.85        |
| 13498        | Alberto Miranda              | ISP Reimbursement - 12/1 - 2/28 | 03/20/2025 | 50.85        |
| 13499        | Alejandra Cano               | ISP Reimbursement - 12/1 - 2/28 | 03/20/2025 | 50.85        |
| 13500        | Alejandra Hal                | ISP Reimbursement - 12/1 - 2/28 | 03/20/2025 | 50.85        |
| 13501        | Alejandro Vilchis            | ISP Reimbursement - 12/1 - 2/28 | 03/20/2025 | 50.85        |
| 13502        | Aleksia Lindsay              | ISP Reimbursement - 12/1 - 2/28 | 03/20/2025 | 50.85        |
| 13503        | Alena Liamachka              | ISP Reimbursement - 12/1 - 2/28 | 03/20/2025 | 50.85        |
| 13504        | Alena Ramirez                | ISP Reimbursement - 12/1 - 2/28 | 03/20/2025 | 50.85        |
| 13505        | Alena Yerankova              | ISP Reimbursement - 12/1 - 2/28 | 03/20/2025 | 50.85        |
| 13506        | Alene White                  | ISP Reimbursement - 12/1 - 2/28 | 03/20/2025 | 50.85        |
| 13507        | Alescia Picard               | ISP Reimbursement - 12/1 - 2/28 | 03/20/2025 | 50.85        |
| 13508        | Alex Petrenko                | ISP Reimbursement - 12/1 - 2/28 | 03/20/2025 | 50.85        |
| 13509        | Alexander Pavlovsky          | ISP Reimbursement - 12/1 - 2/28 | 03/20/2025 | 50.85        |
| 13510        | Alexander Taub               | ISP Reimbursement - 12/1 - 2/28 | 03/20/2025 | 50.85        |
| 13511        | Alexander Zahn               | ISP Reimbursement - 12/1 - 2/28 | 03/20/2025 | 50.85        |
| 13512        | Alexandra Alaniz             | ISP Reimbursement - 12/1 - 2/28 | 03/20/2025 | 50.85        |
| 13513        | Alexandra Apeles             | ISP Reimbursement - 12/1 - 2/28 | 03/20/2025 | 50.85        |
| 13514        | Alexandra Garcia             | ISP Reimbursement - 12/1 - 2/28 | 03/20/2025 | 50.85        |
| 13515        | Alexandra Tran               | ISP Reimbursement - 12/1 - 2/28 | 03/20/2025 | 50.85        |
| 13516        | Alexandria Elliott           | ISP Reimbursement - 12/1 - 2/28 | 03/20/2025 | 50.85        |
| 13517        | Alexei Saline                | ISP Reimbursement - 12/1 - 2/28 | 03/20/2025 | 50.85        |
| 13518        | Alexis Brooks                | ISP Reimbursement - 12/1 - 2/28 | 03/20/2025 | 50.85        |
| 13519        | Alexis McFarland             | ISP Reimbursement - 12/1 - 2/28 | 03/20/2025 | 50.85        |
| 13520        | Alexiss Larowe               | ISP Reimbursement - 12/1 - 2/28 | 03/20/2025 | 50.85        |
| 13521        | Alfreda Grundy               | ISP Reimbursement - 12/1 - 2/28 | 03/20/2025 | 50.85        |
| 13522        | Alfredo Cuenca               | ISP Reimbursement - 12/1 - 2/28 | 03/20/2025 | 50.85        |
| 13523        | Alfredo Linares              | ISP Reimbursement - 12/1 - 2/28 | 03/20/2025 | 50.85        |
| 13524        | Alhamza Algahim              | ISP Reimbursement - 12/1 - 2/28 | 03/20/2025 | 50.85        |
| 13525        | Alicia Astran                | ISP Reimbursement - 12/1 - 2/28 | 03/20/2025 | 50.85        |
| 13526        | Alicia Galvan                | ISP Reimbursement - 12/1 - 2/28 | 03/20/2025 | 50.85        |
| 13527        | Alicia Glass                 | ISP Reimbursement - 12/1 - 2/28 | 03/20/2025 | 50.85        |
| 13528        | Alicia Liburdi               | ISP Reimbursement - 12/1 - 2/28 | 03/20/2025 | 50.85        |
| 13529        | Alicia Navarro               | ISP Reimbursement - 12/1 - 2/28 | 03/20/2025 | 50.85        |
| 13530        | Alida Coury                  | ISP Reimbursement - 12/1 - 2/28 | 03/20/2025 | 50.85        |
| 13531        | Alisa Rios                   | ISP Reimbursement - 12/1 - 2/28 | 03/20/2025 | 50.85        |
| 13532        | Alisha Anson                 | ISP Reimbursement - 12/1 - 2/28 | 03/20/2025 | 50.85        |
| 13533        | Alison Evors                 | ISP Reimbursement - 12/1 - 2/28 | 03/20/2025 | 50.85        |
| 13534        | Alison Henderson             | ISP Reimbursement - 12/1 - 2/28 | 03/20/2025 | 50.85        |
| 13535        | Alison Velasquez             | ISP Reimbursement - 12/1 - 2/28 | 03/20/2025 | 50.85        |
| 13536        | Allan Reyes                  | ISP Reimbursement - 12/1 - 2/28 | 03/20/2025 | 50.85        |
| 13537        | Allison Mundt                | ISP Reimbursement - 12/1 - 2/28 | 03/20/2025 | 50.85        |
| 13538        | Alma Cebberos                | ISP Reimbursement - 12/1 - 2/28 | 03/20/2025 | 50.85        |
| 13539        | Alysia M Morales             | ISP Reimbursement - 12/1 - 2/28 | 03/20/2025 | 50.85        |
| 13540        | Alyssa Antongiovanni         | ISP Reimbursement - 12/1 - 2/28 | 03/20/2025 | 50.85        |
| 13541        | Alyssa Carbone               | ISP Reimbursement - 12/1 - 2/28 | 03/20/2025 | 50.85        |
| 13542        | Alyssa Jimenez               | ISP Reimbursement - 12/1 - 2/28 | 03/20/2025 | 50.85        |
| 13543        | Alyssa Molina                | ISP Reimbursement - 12/1 - 2/28 | 03/20/2025 | 50.85        |
| 13544        | Alyssa Smith                 | ISP Reimbursement - 12/1 - 2/28 | 03/20/2025 | 50.85        |
| 13545        | Amanda Adkins                | ISP Reimbursement - 12/1 - 2/28 | 03/20/2025 | 50.85        |
| 13546        | Amanda Baxter                | ISP Reimbursement - 12/1 - 2/28 | 03/20/2025 | 50.85        |
| 13547        | Amanda Brockway              | ISP Reimbursement - 12/1 - 2/28 | 03/20/2025 | 50.85        |
| 13548        | Amanda Carranza              | ISP Reimbursement - 12/1 - 2/28 | 03/20/2025 | 50.85        |

## Southern California

## Check Register

For the period ended March 31, 2025

| Check Number | Vendor Name               | Transaction Description         | Check Date | Check Amount |
|--------------|---------------------------|---------------------------------|------------|--------------|
| 13549        | Amanda Cole               | ISP Reimbursement - 12/1 - 2/28 | 03/20/2025 | 50.85        |
| 13550        | Amanda Hall               | ISP Reimbursement - 12/1 - 2/28 | 03/20/2025 | 50.85        |
| 13551        | Amanda Hamilton           | ISP Reimbursement - 12/1 - 2/28 | 03/20/2025 | 50.85        |
| 13552        | Amanda Hawkins            | ISP Reimbursement - 12/1 - 2/28 | 03/20/2025 | 33.90        |
| 13553        | Amanda Klemish Vigil      | ISP Reimbursement - 12/1 - 2/28 | 03/20/2025 | 50.85        |
| 13554        | Amanda Lace Burns         | ISP Reimbursement - 12/1 - 2/28 | 03/20/2025 | 33.90        |
| 13555        | Amanda M Barron           | ISP Reimbursement - 12/1 - 2/28 | 03/20/2025 | 50.85        |
| 13556        | Amanda McFadden           | ISP Reimbursement - 12/1 - 2/28 | 03/20/2025 | 50.85        |
| 13557        | Amanda Mumford            | ISP Reimbursement - 12/1 - 2/28 | 03/20/2025 | 50.85        |
| 13558        | Amanda Padilla            | ISP Reimbursement - 12/1 - 2/28 | 03/20/2025 | 50.85        |
| 13559        | Amanda Pennington         | ISP Reimbursement - 12/1 - 2/28 | 03/20/2025 | 50.85        |
| 13560        | Amanda Thompson           | ISP Reimbursement - 12/1 - 2/28 | 03/20/2025 | 50.85        |
| 13561        | Amani Crosshabeyleh       | ISP Reimbursement - 12/1 - 2/28 | 03/20/2025 | 50.85        |
| 13562        | Ambararlet vasquez        | ISP Reimbursement - 12/1 - 2/28 | 03/20/2025 | 50.85        |
| 13563        | Amber Biever              | ISP Reimbursement - 12/1 - 2/28 | 03/20/2025 | 50.85        |
| 13564        | Amber Duran-Martinez      | ISP Reimbursement - 12/1 - 2/28 | 03/20/2025 | 50.85        |
| 13565        | Amber Eastland            | ISP Reimbursement - 12/1 - 2/28 | 03/20/2025 | 50.85        |
| 13566        | Amber Fowler              | ISP Reimbursement - 12/1 - 2/28 | 03/20/2025 | 50.85        |
| 13567        | AMBER LARSEN              | ISP Reimbursement - 12/1 - 2/28 | 03/20/2025 | 50.85        |
| 13568        | Amber Lewis               | ISP Reimbursement - 12/1 - 2/28 | 03/20/2025 | 50.85        |
| 13569        | Amber Marvive             | ISP Reimbursement - 12/1 - 2/28 | 03/20/2025 | 50.85        |
| 13570        | Amber Olvera              | ISP Reimbursement - 12/1 - 2/28 | 03/20/2025 | 50.85        |
| 13571        | Ambrea Patterson          | ISP Reimbursement - 12/1 - 2/28 | 03/20/2025 | 50.85        |
| 13572        | Ambrozia Ramirez          | ISP Reimbursement - 12/1 - 2/28 | 03/20/2025 | 50.85        |
| 13573        | Ames Sabellano-Clark      | ISP Reimbursement - 12/1 - 2/28 | 03/20/2025 | 33.90        |
| 13574        | Amy Aina                  | ISP Reimbursement - 12/1 - 2/28 | 03/20/2025 | 50.85        |
| 13575        | Amy Duell                 | ISP Reimbursement - 12/1 - 2/28 | 03/20/2025 | 50.85        |
| 13576        | Amy Fairweather           | ISP Reimbursement - 12/1 - 2/28 | 03/20/2025 | 50.85        |
| 13577        | Amy Feise                 | ISP Reimbursement - 12/1 - 2/28 | 03/20/2025 | 50.85        |
| 13578        | Amy Hernandez             | ISP Reimbursement - 12/1 - 2/28 | 03/20/2025 | 50.85        |
| 13579        | Amy Jimenez               | ISP Reimbursement - 12/1 - 2/28 | 03/20/2025 | 50.85        |
| 13580        | Amy Khachatryan           | ISP Reimbursement - 12/1 - 2/28 | 03/20/2025 | 50.85        |
| 13581        | Amy L McCain              | ISP Reimbursement - 12/1 - 2/28 | 03/20/2025 | 50.85        |
| 13582        | Amy Tamayo                | ISP Reimbursement - 12/1 - 2/28 | 03/20/2025 | 50.85        |
| 13583        | Amy Wright                | ISP Reimbursement - 12/1 - 2/28 | 03/20/2025 | 50.85        |
| 13584        | Ana B Hernandez           | ISP Reimbursement - 12/1 - 2/28 | 03/20/2025 | 50.85        |
| 13585        | Ana Bedolla               | ISP Reimbursement - 12/1 - 2/28 | 03/20/2025 | 50.85        |
| 13586        | Ana Bertone               | ISP Reimbursement - 12/1 - 2/28 | 03/20/2025 | 50.85        |
| 13587        | ANA ELVIRA BORGES HERMOSO | ISP Reimbursement - 12/1 - 2/28 | 03/20/2025 | 50.85        |
| 13588        | Ana Isabel Palacios       | ISP Reimbursement - 12/1 - 2/28 | 03/20/2025 | 50.85        |
| 13589        | Ana Llamas                | ISP Reimbursement - 12/1 - 2/28 | 03/20/2025 | 50.85        |
| 13590        | Ana Maria Berryman        | ISP Reimbursement - 12/1 - 2/28 | 03/20/2025 | 50.85        |
| 13591        | Ana Montero               | ISP Reimbursement - 12/1 - 2/28 | 03/20/2025 | 50.85        |
| 13592        | Ana Stirdivant            | ISP Reimbursement - 12/1 - 2/28 | 03/20/2025 | 50.85        |
| 13593        | Anabell Renteria          | ISP Reimbursement - 12/1 - 2/28 | 03/20/2025 | 50.85        |
| 13594        | Anabelle Ylagan           | ISP Reimbursement - 12/1 - 2/28 | 03/20/2025 | 50.85        |
| 13595        | Anakaren Perez            | ISP Reimbursement - 12/1 - 2/28 | 03/20/2025 | 50.85        |
| 13596        | Anastasiya Balikian       | ISP Reimbursement - 12/1 - 2/28 | 03/20/2025 | 50.85        |
| 13597        | Andrea Barraza            | ISP Reimbursement - 12/1 - 2/28 | 03/20/2025 | 50.85        |
| 13598        | Andrea Beltran            | ISP Reimbursement - 12/1 - 2/28 | 03/20/2025 | 50.85        |
| 13599        | Andrea Franco             | ISP Reimbursement - 12/1 - 2/28 | 03/20/2025 | 50.85        |
| 13600        | Andrea Guzman             | ISP Reimbursement - 12/1 - 2/28 | 03/20/2025 | 50.85        |
| 13601        | Andrea Ott-Dahl           | ISP Reimbursement - 12/1 - 2/28 | 03/20/2025 | 50.85        |
| 13602        | Andrea Patterson          | ISP Reimbursement - 12/1 - 2/28 | 03/20/2025 | 50.85        |
| 13603        | Andrea Rodriguez          | ISP Reimbursement - 12/1 - 2/28 | 03/20/2025 | 50.85        |
| 13604        | Andrea Sandoval           | ISP Reimbursement - 12/1 - 2/28 | 03/20/2025 | 50.85        |
| 13605        | Andrea Sindelar           | ISP Reimbursement - 12/1 - 2/28 | 03/20/2025 | 50.85        |
| 13606        | Andrea Williams           | ISP Reimbursement - 12/1 - 2/28 | 03/20/2025 | 50.85        |
| 13607        | Andrelin Zulueta          | ISP Reimbursement - 12/1 - 2/28 | 03/20/2025 | 50.85        |
| 13608        | Andrew Deal               | ISP Reimbursement - 12/1 - 2/28 | 03/20/2025 | 50.85        |
| 13609        | Andrew Dixon              | ISP Reimbursement - 12/1 - 2/28 | 03/20/2025 | 50.85        |
| 13610        | Andrew Mykrantz           | ISP Reimbursement - 12/1 - 2/28 | 03/20/2025 | 50.85        |
| 13611        | Andrew Stevko             | ISP Reimbursement - 12/1 - 2/28 | 03/20/2025 | 50.85        |
| 13612        | Andrey Savkin             | ISP Reimbursement - 12/1 - 2/28 | 03/20/2025 | 50.85        |
| 13613        | Angela C Ascencio         | ISP Reimbursement - 12/1 - 2/28 | 03/20/2025 | 50.85        |
| 13614        | Angela Caldeira           | ISP Reimbursement - 12/1 - 2/28 | 03/20/2025 | 50.85        |
| 13615        | Angela Gomez              | ISP Reimbursement - 12/1 - 2/28 | 03/20/2025 | 50.85        |
| 13616        | Angela Grenzer            | ISP Reimbursement - 12/1 - 2/28 | 03/20/2025 | 50.85        |
| 13617        | Angela Hernandez          | ISP Reimbursement - 12/1 - 2/28 | 03/20/2025 | 50.85        |
| 13618        | Angela Iglesia            | ISP Reimbursement - 12/1 - 2/28 | 03/20/2025 | 33.90        |

Southern California

Check Register

For the period ended March 31, 2025

| Check Number | Vendor Name                                       | Transaction Description                | Check Date | Check Amount |
|--------------|---|--|------------|--------------|
| 13619        | ANGELA J COBB                                     | ISP Reimbursement - 12/1 - 2/28        | 03/20/2025 | 50.85        |
| 13620        | Angela M Beech                                    | ISP Reimbursement - 12/1 - 2/28        | 03/20/2025 | 50.85        |
| 13621        | Angela Madrigal                                   | ISP Reimbursement - 12/1 - 2/28        | 03/20/2025 | 33.90        |
| 13622        | Angela Marquez                                    | ISP Reimbursement - 12/1 - 2/28        | 03/20/2025 | 50.85        |
| 13623        | Angela Mecum                                      | ISP Reimbursement - 12/1 - 2/28        | 03/20/2025 | 50.85        |
| 13624        | Angela Morales                                    | ISP Reimbursement - 12/1 - 2/28        | 03/20/2025 | 50.85        |
| 13625        | Angela Nikodinov                                  | ISP Reimbursement - 12/1 - 2/28        | 03/20/2025 | 50.85        |
| 13626        | Angela Parker                                     | ISP Reimbursement - 12/1 - 2/28        | 03/20/2025 | 50.85        |
| 13627        | Angela Rodriguez                                  | ISP Reimbursement - 12/1 - 2/28        | 03/20/2025 | 50.85        |
| 13628        | Angela Santana                                    | ISP Reimbursement - 12/1 - 2/28        | 03/20/2025 | 50.85        |
| 13629        | Angela Simms                                      | ISP Reimbursement - 12/1 - 2/28        | 03/20/2025 | 50.85        |
| 13630        | Angelic Smith                                     | ISP Reimbursement - 12/1 - 2/28        | 03/20/2025 | 33.90        |
| 13631        | Angelica Bernabe                                  | ISP Reimbursement - 12/1 - 2/28        | 03/20/2025 | 50.85        |
| 13632        | Angelica Cabrera                                  | ISP Reimbursement - 12/1 - 2/28        | 03/20/2025 | 50.85        |
| 13633        | Angelica Herrera                                  | ISP Reimbursement - 12/1 - 2/28        | 03/20/2025 | 50.85        |
| 13634        | Angelica Miles                                    | ISP Reimbursement - 12/1 - 2/28        | 03/20/2025 | 50.85        |
| 13635        | Angelica Minjares                                 | ISP Reimbursement - 12/1 - 2/28        | 03/20/2025 | 50.85        |
| 13636        | Angelica Ramirez                                  | ISP Reimbursement - 12/1 - 2/28        | 03/20/2025 | 50.85        |
| 13637        | Angelica Ramos                                    | ISP Reimbursement - 12/1 - 2/28        | 03/20/2025 | 50.85        |
| 13638        | Angelica Serna                                    | ISP Reimbursement - 12/1 - 2/28        | 03/20/2025 | 50.85        |
| 13639        | Angelica Sheridan                                 | ISP Reimbursement - 12/1 - 2/28        | 03/20/2025 | 50.85        |
| 13640        | Angelica Torres                                   | ISP Reimbursement - 12/1 - 2/28        | 03/20/2025 | 50.85        |
| 13641        | Angelica Villero                                  | ISP Reimbursement - 12/1 - 2/28        | 03/20/2025 | 50.85        |
| 13642        | Angelina Avila                                    | ISP Reimbursement - 12/1 - 2/28        | 03/20/2025 | 50.85        |
| 13643        | Angelina Benavides                                | ISP Reimbursement - 12/1 - 2/28        | 03/20/2025 | 50.85        |
| 13644        | Angelina Feesago                                  | ISP Reimbursement - 12/1 - 2/28        | 03/20/2025 | 50.85        |
| 13645        | AspirEDU Inc.                                     | Subscription - 01/01/25-06/16/25       | 03/20/2025 | 1,275.87     |
| 13646        | AT&T  | Communication Svcs - 02/07/25-03/06/25 | 03/20/2025 | 534.69       |
| 13647        | California Academic Decathlon - Sacramento        | Decathlon Registration                 | 03/20/2025 | 329.01       |
| 13648        | Carrot Fertility Inc                              | Employee Benefit - 04/25               | 03/20/2025 | 3,790.80     |
| 13649        | CliftonLarsonAllen LLP                            | Audit Svcs                             | 03/20/2025 | 2,782.50     |
| 13650        | Corodata Records Management Inc.                  | Storage Rental - 02/25                 | 03/20/2025 | 279.37       |
| 13651        | CSC   | Consulting Svcs                        | 03/20/2025 | 1,920.00     |
| 13652        | Effectual Educational Consulting Services         | SpEd Svcs - 12/24                      | 03/20/2025 | 24,418.90    |
| 13653        | Eric Armin Inc                                    | Curriculum                             | 03/20/2025 | 2,937.50     |
| 13654        | Florida Virtual School                            | Curriculum                             | 03/20/2025 | 2,375.00     |
| 13655        | Instructure, Inc.                                 | Curriculum                             | 03/20/2025 | 2,000.00     |
| 13656        | Law Offices of Young, Minney & Corr LLP           | Legal Svcs - 02/25                     | 03/20/2025 | 12,620.50    |
| 13657        | Marshall Cavendish Corporation                    | Curriculum                             | 03/20/2025 | 9,936.86     |
| 13658        | Milestones Therapy Group, A Prof. SLP Corporation | SpEd Svcs - 01/25                      | 03/20/2025 | 170,635.72   |
| 13659        | Oxford Consulting Services Inc.                   | SpEd Svcs - 01/25                      | 03/20/2025 | 156,520.05   |
| 13660        | PC Connection Sales Corp                          | Office Supplies                        | 03/20/2025 | 196.10       |
| 13661        | Philadelphia Insurance Companies                  | Insurance Premium - 10/01/24-25        | 03/20/2025 | 17,601.17    |
| 13662        | San Diego Gas & Electric                          | Utility Svcs - 02/01/25-03/04/25       | 03/20/2025 | 127.41       |
| 13663        | SMWD  | Utility Svcs - 02/04/25-03/04/25       | 03/20/2025 | 225.77       |
| 13664        | Total Transportation Logistics Inc                | Storage Svcs                           | 03/20/2025 | 11,824.55    |
| 13665        | Womble Bond Dickinson (US) LLP                    | Legal Svcs - 03/25                     | 03/20/2025 | 450.00       |
| 13666        | Yessenia Gaines                                   | Reimb [REDACTED] Mileage - 02/25       | 03/20/2025 | 147.00       |
| 13667        | Adrian Hardeman                                   | ISP Reimbursement - 12/1 - 2/28        | 03/26/2025 | 50.85        |
| 13668        | Alexandra Paul                                    | ISP Reimbursement - 12/1 - 2/28        | 03/26/2025 | 50.85        |
| 13669        | Ariana Saavedra                                   | ISP Reimbursement - 12/1 - 2/28        | 03/26/2025 | 50.85        |
| 13670        | Ariana Whitaker                                   | ISP Reimbursement - 12/1 - 2/28        | 03/26/2025 | 50.85        |
| 13671        | Arianna Chung                                     | ISP Reimbursement - 12/1 - 2/28        | 03/26/2025 | 50.85        |
| 13672        | Arienne Catano                                    | ISP Reimbursement - 12/1 - 2/28        | 03/26/2025 | 50.85        |
| 13673        | Arief Noor  | ISP Reimbursement - 12/1 - 2/28        | 03/26/2025 | 50.85        |
| 13674        | Ariel Alimagno                                    | ISP Reimbursement - 12/1 - 2/28        | 03/26/2025 | 50.85        |
| 13675        | Arline Rogers                                     | ISP Reimbursement - 12/1 - 2/28        | 03/26/2025 | 50.85        |
| 13676        | Armando Cervantes jr.                             | ISP Reimbursement - 12/1 - 2/28        | 03/26/2025 | 50.85        |
| 13677        | Armando Gonzalez                                  | ISP Reimbursement - 12/1 - 2/28        | 03/26/2025 | 50.85        |
| 13678        | Armando Ibarra                                    | ISP Reimbursement - 12/1 - 2/28        | 03/26/2025 | 50.85        |
| 13679        | Arnold B Mathis jr                                | ISP Reimbursement - 12/1 - 2/28        | 03/26/2025 | 50.85        |
| 13680        | Aroyce Robinson III                               | ISP Reimbursement - 12/1 - 2/28        | 03/26/2025 | 50.85        |
| 13681        | Arsen Beremesh                                    | ISP Reimbursement - 12/1 - 2/28        | 03/26/2025 | 50.85        |
| 13682        | Arthur Bart-Williams                              | ISP Reimbursement - 12/1 - 2/28        | 03/26/2025 | 50.85        |
| 13683        | Arturo Ramirez                                    | ISP Reimbursement - 12/1 - 2/28        | 03/26/2025 | 50.85        |
| 13684        | Arunrekha Arunmozhi                               | ISP Reimbursement - 12/1 - 2/28        | 03/26/2025 | 50.85        |
| 13685        | Ashanti Shabazz                                   | ISP Reimbursement - 12/1 - 2/28        | 03/26/2025 | 50.85        |
| 13686        | Ashla Thomas                                      | ISP Reimbursement - 12/1 - 2/28        | 03/26/2025 | 50.85        |
| 13687        | Ashlee Blancett                                   | ISP Reimbursement - 12/1 - 2/28        | 03/26/2025 | 50.85        |
| 13688        | Ashlee Jackson                                    | ISP Reimbursement - 12/1 - 2/28        | 03/26/2025 | 50.85        |

Southern California

Check Register

For the period ended March 31, 2025

| Check Number | Vendor Name            | Transaction Description         | Check Date | Check Amount |
|--------------|------------------------|---------------------------------|------------|--------------|
| 13689        | Ashlee lucero          | ISP Reimbursement - 12/1 - 2/28 | 03/26/2025 | 50.85        |
| 13690        | Ashlee Parker          | ISP Reimbursement - 12/1 - 2/28 | 03/26/2025 | 50.85        |
| 13691        | Ashley Billings        | ISP Reimbursement - 12/1 - 2/28 | 03/26/2025 | 50.85        |
| 13692        | Ashley Brown           | ISP Reimbursement - 12/1 - 2/28 | 03/26/2025 | 50.85        |
| 13693        | Ashley Cruz            | ISP Reimbursement - 12/1 - 2/28 | 03/26/2025 | 50.85        |
| 13694        | Ashley Day             | ISP Reimbursement - 12/1 - 2/28 | 03/26/2025 | 50.85        |
| 13695        | Ashley Franklin        | ISP Reimbursement - 12/1 - 2/28 | 03/26/2025 | 50.85        |
| 13696        | Ashley Garcia          | ISP Reimbursement - 12/1 - 2/28 | 03/26/2025 | 50.85        |
| 13697        | Ashley Havner          | ISP Reimbursement - 12/1 - 2/28 | 03/26/2025 | 50.85        |
| 13698        | Ashley Kasper          | ISP Reimbursement - 12/1 - 2/28 | 03/26/2025 | 50.85        |
| 13699        | Ashley Kirsch          | ISP Reimbursement - 12/1 - 2/28 | 03/26/2025 | 50.85        |
| 13700        | Ashley M Thomas        | ISP Reimbursement - 12/1 - 2/28 | 03/26/2025 | 50.85        |
| 13701        | Ashley Marsh           | ISP Reimbursement - 12/1 - 2/28 | 03/26/2025 | 50.85        |
| 13702        | Ashley Morales         | ISP Reimbursement - 12/1 - 2/28 | 03/26/2025 | 50.85        |
| 13703        | Ashley Postel          | ISP Reimbursement - 12/1 - 2/28 | 03/26/2025 | 50.85        |
| 13704        | Ashley Smith           | ISP Reimbursement - 12/1 - 2/28 | 03/26/2025 | 50.85        |
| 13705        | Ashley Spurlock        | ISP Reimbursement - 12/1 - 2/28 | 03/26/2025 | 50.85        |
| 13706        | Ashley Vallin          | ISP Reimbursement - 12/1 - 2/28 | 03/26/2025 | 50.85        |
| 13707        | Ashley Woods           | ISP Reimbursement - 12/1 - 2/28 | 03/26/2025 | 50.85        |
| 13708        | Ashley Wright          | ISP Reimbursement - 12/1 - 2/28 | 03/26/2025 | 50.85        |
| 13709        | Ashlie N Cunningham    | ISP Reimbursement - 12/1 - 2/28 | 03/26/2025 | 50.85        |
| 13710        | Ashlyee Silva          | ISP Reimbursement - 12/1 - 2/28 | 03/26/2025 | 50.85        |
| 13711        | Asia Watson            | ISP Reimbursement - 12/1 - 2/28 | 03/26/2025 | 50.85        |
| 13712        | Asmahan Nasher         | ISP Reimbursement - 12/1 - 2/28 | 03/26/2025 | 50.85        |
| 13713        | Astrid Torrentes       | ISP Reimbursement - 12/1 - 2/28 | 03/26/2025 | 50.85        |
| 13714        | Athena D Cummings      | ISP Reimbursement - 12/1 - 2/28 | 03/26/2025 | 50.85        |
| 13715        | Athena Mc Daniel       | ISP Reimbursement - 12/1 - 2/28 | 03/26/2025 | 33.90        |
| 13716        | Audelia Huerta         | ISP Reimbursement - 12/1 - 2/28 | 03/26/2025 | 50.85        |
| 13717        | Audreanna Jackson      | ISP Reimbursement - 12/1 - 2/28 | 03/26/2025 | 50.85        |
| 13718        | Audrey Bednorz         | ISP Reimbursement - 12/1 - 2/28 | 03/26/2025 | 50.85        |
| 13719        | Audrey Jane Mendenhall | ISP Reimbursement - 12/1 - 2/28 | 03/26/2025 | 50.85        |
| 13720        | Audrey Maldonado       | ISP Reimbursement - 12/1 - 2/28 | 03/26/2025 | 50.85        |
| 13721        | Audrey Ramirez         | ISP Reimbursement - 12/1 - 2/28 | 03/26/2025 | 33.90        |
| 13722        | Audriana Chapa         | ISP Reimbursement - 12/1 - 2/28 | 03/26/2025 | 50.85        |
| 13723        | AumunIQUE Rembert      | ISP Reimbursement - 12/1 - 2/28 | 03/26/2025 | 16.95        |
| 13724        | Aurea Reyes            | ISP Reimbursement - 12/1 - 2/28 | 03/26/2025 | 50.85        |
| 13725        | Aurelia Gonzalez       | ISP Reimbursement - 12/1 - 2/28 | 03/26/2025 | 50.85        |
| 13726        | Auriel Lepoint         | ISP Reimbursement - 12/1 - 2/28 | 03/26/2025 | 50.85        |
| 13727        | Autumn Espejel         | ISP Reimbursement - 12/1 - 2/28 | 03/26/2025 | 50.85        |
| 13728        | Aviana Sutton          | ISP Reimbursement - 12/1 - 2/28 | 03/26/2025 | 50.85        |
| 13729        | Aviance Black          | ISP Reimbursement - 12/1 - 2/28 | 03/26/2025 | 33.90        |
| 13730        | Aya Tomita             | ISP Reimbursement - 12/1 - 2/28 | 03/26/2025 | 50.85        |
| 13731        | Ayah Khattab           | ISP Reimbursement - 12/1 - 2/28 | 03/26/2025 | 50.85        |
| 13732        | Ayako Barton           | ISP Reimbursement - 12/1 - 2/28 | 03/26/2025 | 50.85        |
| 13733        | Ayanna Keeton          | ISP Reimbursement - 12/1 - 2/28 | 03/26/2025 | 50.85        |
| 13734        | Ayden Samarripas       | ISP Reimbursement - 12/1 - 2/28 | 03/26/2025 | 50.85        |
| 13735        | Ayman Kalili           | ISP Reimbursement - 12/1 - 2/28 | 03/26/2025 | 50.85        |
| 13736        | Aziz Rahman            | ISP Reimbursement - 12/1 - 2/28 | 03/26/2025 | 50.85        |
| 13737        | Banesa Elenes          | ISP Reimbursement - 12/1 - 2/28 | 03/26/2025 | 50.85        |
| 13738        | Barbara MacDonald      | ISP Reimbursement - 12/1 - 2/28 | 03/26/2025 | 50.85        |
| 13739        | Barbara Retana         | ISP Reimbursement - 12/1 - 2/28 | 03/26/2025 | 50.85        |
| 13740        | Barbie Vandergriff     | ISP Reimbursement - 12/1 - 2/28 | 03/26/2025 | 50.85        |
| 13741        | Beatriz Ocano          | ISP Reimbursement - 12/1 - 2/28 | 03/26/2025 | 50.85        |
| 13742        | Beatriz Peralta        | ISP Reimbursement - 12/1 - 2/28 | 03/26/2025 | 50.85        |
| 13743        | Beatriz Vazquez        | ISP Reimbursement - 12/1 - 2/28 | 03/26/2025 | 50.85        |
| 13744        | Becca Afemata          | ISP Reimbursement - 12/1 - 2/28 | 03/26/2025 | 50.85        |
| 13745        | Beckett Miller         | ISP Reimbursement - 12/1 - 2/28 | 03/26/2025 | 50.85        |
| 13746        | Belen Garcia           | ISP Reimbursement - 12/1 - 2/28 | 03/26/2025 | 50.85        |
| 13747        | Ben Ashley             | ISP Reimbursement - 12/1 - 2/28 | 03/26/2025 | 50.85        |
| 13748        | Ben Kwan               | ISP Reimbursement - 12/1 - 2/28 | 03/26/2025 | 50.85        |
| 13749        | Benjamin Garcia        | ISP Reimbursement - 12/1 - 2/28 | 03/26/2025 | 50.85        |
| 13750        | Benjamin Gutierrez     | ISP Reimbursement - 12/1 - 2/28 | 03/26/2025 | 50.85        |
| 13751        | Berenice Delgado       | ISP Reimbursement - 12/1 - 2/28 | 03/26/2025 | 50.85        |
| 13752        | Bernadette Egarta      | ISP Reimbursement - 12/1 - 2/28 | 03/26/2025 | 33.90        |
| 13753        | Bert Walker            | ISP Reimbursement - 12/1 - 2/28 | 03/26/2025 | 33.90        |
| 13754        | Berta D Cramer         | ISP Reimbursement - 12/1 - 2/28 | 03/26/2025 | 50.85        |
| 13755        | Bertha Mosqueda        | ISP Reimbursement - 12/1 - 2/28 | 03/26/2025 | 50.85        |
| 13756        | Bertha Vazquez         | ISP Reimbursement - 12/1 - 2/28 | 03/26/2025 | 50.85        |
| 13757        | Beshaer Aljawad        | ISP Reimbursement - 12/1 - 2/28 | 03/26/2025 | 33.90        |
| 13758        | Betty S. Zuletta       | ISP Reimbursement - 12/1 - 2/28 | 03/26/2025 | 50.85        |

Southern California

Check Register

For the period ended March 31, 2025

| Check Number | Vendor Name                                       | Transaction Description                | Check Date | Check Amount |
|--------------|---|--|------------|--------------|
| 13759        | Beverly Morris                                    | ISP Reimbursement - 12/1 - 2/28        | 03/26/2025 | 50.85        |
| 13760        | Bianca Molina                                     | ISP Reimbursement - 12/1 - 2/28        | 03/26/2025 | 50.85        |
| 13761        | Bianca Ruiz                                       | ISP Reimbursement - 12/1 - 2/28        | 03/26/2025 | 50.85        |
| 13762        | Bidy Syarif                                       | ISP Reimbursement - 12/1 - 2/28        | 03/26/2025 | 50.85        |
| 13763        | Blake Chism                                       | ISP Reimbursement - 12/1 - 2/28        | 03/26/2025 | 50.85        |
| 13764        | Blake Kunimoto                                    | ISP Reimbursement - 12/1 - 2/28        | 03/26/2025 | 50.85        |
| 13765        | Blake Sherman                                     | ISP Reimbursement - 12/1 - 2/28        | 03/26/2025 | 50.85        |
| 13766        | Bianca E Cabrera                                  | ISP Reimbursement - 12/1 - 2/28        | 03/26/2025 | 50.85        |
| 13767        | Bonnie Simmons                                    | ISP Reimbursement - 12/1 - 2/28        | 03/26/2025 | 50.85        |
| 13768        | Brad Barber                                       | ISP Reimbursement - 12/1 - 2/28        | 03/26/2025 | 50.85        |
| 13769        | CE Mechanical Inc                                 | Repair Svcs                            | 03/26/2025 | 1,154.00     |
| 13770        | CliftonLarsonAllen LLP                            | Audit Svcs                             | 03/26/2025 | 25,446.00    |
| 13771        | Corodata Shredding Inc.                           | Shredding Svcs - 02/25                 | 03/26/2025 | 44.74        |
| 13772        | Department of Health Care Services                | Audit Svcs - YE 06/30/2015             | 03/26/2025 | 3,301.00     |
| 13773        | Language Line Services                            | Interpretation Svcs - 02/25            | 03/26/2025 | 16,322.96    |
| 13774        | Nasco   | Curriculum                             | 03/26/2025 | 21,101.85    |
| 13775        | Party Pals  | Event Supplies - 50% Deposit           | 03/26/2025 | 6,200.00     |
| 13776        | PC Connection Sales Corp                          | School Supplies                        | 03/26/2025 | 29.50        |
| 13777        | PHMG  | Marketing Svcs - 03/15/25-04/14/25     | 03/26/2025 | 1,462.70     |
| 13778        | Pitney Bowes Inc                                  | Office Supplies                        | 03/26/2025 | 300.65       |
| 13779        | SOFTMSP LLC                                       | School Supplies                        | 03/26/2025 | 23,417.90    |
| 13780        | Visual Processing Institue                        | SpEd Svcs - 11/24-02/25                | 03/26/2025 | 4,100.00     |
| 13781        | West Shield Adolescent Services                   | SpEd Svcs - 01/25                      | 03/26/2025 | 6,411.25     |
| 13782        | Zoom Communications Inc                           | Communication Svcs - 03/18/25-06/30/25 | 03/26/2025 | 561.99       |
| 13783        | Andrew Moreno                                     | ISP Reimbursement - 09/24 - 11/24      | 03/27/2025 | 50.85        |
| 13784        | Clarissa Berry                                    | ISP Reimbursement - 09/24 - 11/24      | 03/27/2025 | 50.85        |
| 13785        | Erika Maxwell                                     | ISP Reimbursement - 09/24 - 11/24      | 03/27/2025 | 50.85        |
| 13786        | Hjalmar Isabelle                                  | ISP Reimbursement - 09/24 - 11/24      | 03/27/2025 | 50.85        |
| 13787        | Isidra-Lynn Holt                                  | ISP Reimbursement - 09/24 - 11/24      | 03/27/2025 | 50.85        |
| 13788        | Jamie Levels                                      | ISP Reimbursement - 09/24 - 11/24      | 03/27/2025 | 50.85        |
| 13789        | Jennifer Balmaceda                                | ISP Reimbursement - 09/24 - 11/24      | 03/27/2025 | 50.85        |
| 13790        | Jessica Roque                                     | ISP Reimbursement - 09/24 - 11/24      | 03/27/2025 | 50.85        |
| 13791        | Tanya C Toledo                                    | ISP Reimbursement - 09/24 - 11/24      | 03/27/2025 | 50.85        |
| 13792        | Unique K Clay                                     | ISP Reimbursement - 09/24 - 11/24      | 03/27/2025 | 50.85        |
| ACH          | Brandastic, Inc.                                  | Marketing Svcs                         | 03/12/2025 | 7,500.00     |
| ACH          | InterPres Corporation                             | Rent - 04/25                           | 03/20/2025 | 31,114.80    |
| ACH          | Melissa Santander                                 | SpEd Svcs - 02/25                      | 03/20/2025 | 600.00       |
| ACH          | TTC4SUCCESS                                       | SpEd Svcs - 02/25                      | 03/26/2025 | 256,630.86   |
| ACH          | NJA Therapy Services, Inc.                        | SpEd Svcs - 02/25                      | 03/26/2025 | 2,928.75     |
| ACH          | Orange County Dept of Education                   | STRS Feb 2025 - Balance                | 03/07/2025 | 155,531.87   |
| VOID         | Aya Tomita  | ISP Reimbursement - 09/24 - 11/24      | 03/27/2025 | VOID         |
| VOID         | Clarissa Berry                                    | ISP Reimbursement - 09/24 - 11/24      | 03/27/2025 | VOID         |
| VOID         | Jennifer Balmaceda                                | ISP Reimbursement - 09/24 - 11/24      | 03/27/2025 | VOID         |
| VOID         | Tanya C Toledo                                    | ISP Reimbursement - 09/24 - 11/24      | 03/27/2025 | VOID         |
| VOID         | Unique K Clay                                     | ISP Reimbursement - 09/24 - 11/24      | 03/27/2025 | VOID         |
| VOID         | Andrew Moreno                                     | ISP Reimbursement - 09/24 - 11/24      | 03/27/2025 | VOID         |
| VOID         | Erika Maxwell                                     | ISP Reimbursement - 09/24 - 11/24      | 03/27/2025 | VOID         |
| VOID         | Hjalmar Isabelle                                  | ISP Reimbursement - 09/24 - 11/24      | 03/27/2025 | VOID         |
| VOID         | Isidra-Lynn Holt                                  | ISP Reimbursement - 09/24 - 11/24      | 03/27/2025 | VOID         |
| VOID         | Jamie Levels                                      | ISP Reimbursement - 09/24 - 11/24      | 03/27/2025 | VOID         |
| VOID         | Jessica Roque                                     | ISP Reimbursement - 09/24 - 11/24      | 03/27/2025 | VOID         |
| VOID         | Milestones Therapy Group, A Prof. SLP Corporation | SpEd Svcs - 07/24-08/24                | 03/18/2025 | VOID         |
| VOID         | West Shield Adolescent Services                   | SpEd Svcs - 01/25                      | 03/25/2025 | VOID         |

Total Disbursements 1,403,459.89

Central Valley

Check Register

For the period ended March 31, 2025

| Check Number               | Vendor Name                               | Transaction Description | Check Date | Check Amount        |
|----------------------------|---|-------------------------|------------|---------------------|
| 40117                      | Community Therapy Services                | SpEd Svcs - 11/24       | 03/12/2025 | \$ 3,350.00         |
| 40118                      | Effectual Educational Consulting Services | SpEd Svcs - 12/24       | 03/20/2025 | 5,074.00            |
| 40119                      | Oxford Consulting Services Inc.           | SpEd Svcs - 01/25       | 03/20/2025 | 2,308.50            |
| <b>Total Disbursements</b> |   |                         |            | <b>\$ 10,732.50</b> |

Northern California

Check Register

For the period ended March 31, 2025

| Check Number               | Vendor Name                                     | Transaction Description                | Check Date | Check Amount        |
|----------------------------|---|--|------------|---------------------|
| 60365                      | Bromberg & Associates, LLC                      | SpEd Svcs - 01/25                      | 03/05/2025 | \$ 3,685.00         |
| 60366                      | GreenWorks Commerical Janitorial Services       | Janitorial Svcs - 03/25                | 03/05/2025 | 1,250.00            |
| 60367                      | ODP Business Solutions                          | Office Supplies                        | 03/05/2025 | 109.22              |
| 60368                      | Pitney Bowes Global Financial Services LLC-2106 | Postage Refill - 12/30/24-03/29/25     | 03/05/2025 | 289.83              |
| 60369                      | Specialized Therapy Services Inc                | SpEd Svcs - 01/25                      | 03/05/2025 | 50.00               |
| 60370                      | Community Therapy Services                      | SpEd Svcs - 12/24                      | 03/12/2025 | 2,585.00            |
| 60371                      | Alhambra  | Office Supplies                        | 03/20/2025 | 42.47               |
| 60372                      | AT&T - 6652                                     | Communication Svcs - 03/07/25-04/06/25 | 03/20/2025 | 1,080.42            |
| 60373                      | Corodata Shredding Inc                          | Shredding Svcs                         | 03/20/2025 | 53.61               |
| 60374                      | Effectual Educational Consulting Services       | SpEd Svcs - 12/24                      | 03/20/2025 | 8,744.00            |
| 60375                      | Law Offices of Young, Minney & Corr LLP         | Legal Svcs - 01/25                     | 03/20/2025 | 1,080.00            |
| 60376                      | Oxford Consulting Services Inc.                 | SpEd Svcs - 01/25                      | 03/20/2025 | 6,931.92            |
| 60377                      | PG&E  | Utility Svcs - 01/25/25-02/24/25       | 03/20/2025 | 479.22              |
| 60378                      | Center for Accessible Technology                | SpEd Svcs - 02/25                      | 03/26/2025 | 240.00              |
| 60379                      | ODP Business Solutions                          | Office Supplies                        | 03/26/2025 | 68.27               |
| 60380                      | Purchase Power-6016                             | Postage Meter & Shipping - 02/25       | 03/26/2025 | 5,097.00            |
| ACH                        | Brekke Real Estate Inc                          | Rent - 03/25                           | 03/03/2025 | 8,171.63            |
| ACH                        | Yardi Service Charge                            | Service fee for rent payment           | 03/03/2025 | 0.95                |
| ACH                        | Chase Bank - 7975                               | Bank Fee                               | 03/17/2025 | 92.85               |
| <b>Total Disbursements</b> |   |  |            | <b>\$ 40,051.39</b> |

North Bay

Check Register

For the period ended March 31, 2025

| Check Number | Vendor Name                               | Transaction Description | Check Date                 | Check Amount       |
|--------------|---|-------------------------|----------------------------|--------------------|
| 30077        | Effectual Educational Consulting Services | SpEd Svcs - 12/24       | 03/20/2025                 | \$ 1,073.00        |
| 30078        | Oxford Consulting Services Inc.           | SpEd Svcs - 01/25       | 03/20/2025                 | 994.36             |
|              |   |                         | <b>Total Disbursements</b> | <b>\$ 2,067.36</b> |

Monterey Bay

Check Register

For the period ended March 31, 2025

| Check Number               | Vendor Name                               | Transaction Description | Check Date | Check Amount               |
|----------------------------|---|-------------------------|------------|----------------------------|
| 20090                      | Effectual Educational Consulting Services | SpEd Svcs - 12/24       | 03/20/2025 | \$ 10,760.00               |
| 20091                      | Oxford Consulting Services Inc.           | SpEd Svcs - 01/25       | 03/20/2025 | 2,169.92                   |
| <b>Total Disbursements</b> |   |                         |            | <b>\$ <u>12,929.92</u></b> |

Central Coast

Check Register

For the period ended March 31, 2025

| Check Number               | Vendor Name                     | Transaction Description | Check Date | Check Amount    |
|----------------------------|---------------------------------|-------------------------|------------|-----------------|
| 70067                      | Oxford Consulting Services Inc. | SpEd Svcs - 01/25       | 03/20/2025 | \$ 55.00        |
| <b>Total Disbursements</b> |                                 |                         |            | <b>\$ 55.00</b> |

# Coversheet

## Educational Services Update

**Section:** IV. Oral Reports  
**Item:** E. Educational Services Update  
**Purpose:** FYI  
**Submitted by:**  
**Related Material:** 2425 Q3 SET Data Review BM 5.13.25.pdf

# School Enhancement Target (SET) Review

Quarter 3  
2024-2025  
CalOPS



# School Enhancement Target (SET) Goals 24/25

- **Grad Rate**

Every 10 weeks, 68% of 12th grade students in their 4th year of high school will be on track for graduation.

- **Academic**

Every 10 weeks, 50% of PLC SMART goals (math and schoolwide) will be met.

- **Engagement**

Every 10 weeks, 90% of students will receive 5 successful contacts.

# Grad Rate



Every 10 weeks, 68% of 12th grade students in their 4th year of high school will be on track for graduation.

# CalOPS Schools 24/25 Grad Rate

| School         | Grad Rate |
|----------------|-----------|
| SoCal          | 80.5%     |
| NorCal         | 77.7%     |
| Central Valley | 69.6%     |
| North Bay      | 82.9%     |
| Central Coast  | 76.2%     |
| Monterey Bay   | 77%       |



# Project Success (PS) Update 24/25 school year

| Data Description           | Q1 24/25 | Q2 24/25 | Q3 24/25 |
|----------------------------|----------|----------|----------|
| # of STs Enrolled          | 221      | 183      | 209      |
| # courses attempted        | 935      | 872      | 1106     |
| # of Courses Passed        | 831      | 828      | 1065     |
| # of Courses Failed        | 104      | 44       | 41       |
| # courses added by quarter | 144      | 141      | 345      |
| # of graduates by quarter  | 24       | 22       | 32       |
| Pass Rate                  | 89%      | 95%      | 96%      |



# Grad Rate:

## What We Learned and Next Steps

- Grad rate goals met for 23/24 school year!!
- Project Success continues to be strong
  - **32 quarter two grads!!!**
  - Continue the focus on Project Success 11th and 12th grade students and continue to strengthen the program, growing enrollment
  - Curriculum discussions happening now for the 25/26 SY
- Our increased focus on our credit deficient students is working
- Planning of summer school 2025 is taking place and students in need are being identified

# Academic

Every 10 weeks, 50% of PLC SMART goals (math and schoolwide) will be met.



# SMART Goal Data Q3 24/25

- **Schoolwide PLCs:**
  - 38% of SMART goals were met.
- **Math PLCs:**
  - 50% of SMART goals were met.

# Academic:

## What We Learned and Next Steps

- Seeing Math PLC SMART goals meeting SET goal in large part to new curriculum and math intervention and focussed math groups.
- Continuing PLC meetings twice a month and PLC Lead meetings monthly.
- Focus on 10 week SMART Goal development and cycles
- Continued SMART goal discussions with grade level administration and PLC Leads
- A continued focus on data driven goals in PLC planning.
  - Utilizing iReady and MAP diagnostic data
  - Utilizing CAASPP interim assessment data

# Engagement

Every 10 weeks, 90% of students will receive 5 successful contacts.



# Contact Data Details Q3 24/25

- Measure - The percentage of STs that received 5 or more contacts over a 10 week period from February 2025 - April 2025
- SIS Logged Contacts Report - 1c. Student by Month
- Student Stage - Enrolled
- Contact Type - True: In Person, Phone Call, Live Class, Small Group Live Class, Zoom Call



# Engagement Data - % of STs receiving 5 or more contacts in a 10 week period

| CalOPS      | Q1 24/25 | Q2 24/25 | Q3 24/25   |
|-------------|----------|----------|------------|
| School Wide | 87%      | 84%      | <b>87%</b> |
| Elementary  | 97%      | 94%      | <b>98%</b> |
| Middle      | 80%      | 76%      | <b>78%</b> |
| High        | 84%      | 81%      | <b>84%</b> |

# Diagnostic 2 (Winter) - 24/25 SY Participation

*(Diagnostic 3 takes place in June)*

i-Ready Reading

96%

i-Ready Math

96%

MAP Reading

97%

MAP Math

96%



# Interim 2 - March 24/25 SY Participation

## Spring Interim Assessment Participation results by school:

- SC : 84%
- NC: 83%
- NB: 82%
- MB: 85%
- CV: 80%
- CC: 74%

## Key takeaways:

- 20% increase in participation from Interim 1 (63% to 83%)
- Technical issues dropped from approx. 300 to 73 - which are actively being resolved.
- No school reached 95% participation in either interim.
- Increased focus on communication with families and students on the importance of testing.

# Engagement:

## What we learned and Next Steps

- Keep our focus on building relationships through teacher/student contacts!
- CAASPP Interim participation is strong, leading to a clearer approach into the CAASPP tests.
- Remote CAASPP Testing is happening and working...
- Continue to embrace change and adapt to new processes
- Build momentum for the remainder of the 24/25 SY!
- Continued focus on iReady and MAP diagnostic participation and data-
  - What is the data telling us- easier access to student results for iReady and MAP
  - Synchronous iReady support
  - Targeted supplemental resources

# Thank you!!

**Thank you for your time today and  
please reach out to me with any  
questions!**

## Coversheet

### Approval of Minutes from the April 08, 2025 CalOPS Board Meeting (attached)

|                            |   |
|----------------------------|---|
| <b>Section:</b>            | V. Consent Items  |
| <b>Item:</b><br>(attached) | A. Approval of Minutes from the April 08, 2025 CalOPS Board Meeting |
| <b>Purpose:</b>            | Vote  |
| <b>Submitted by:</b>       |   |
| <b>Related Material:</b>   | 250408 CalOPS Meeting Minutes DRAFT.pdf                             |

DRAFT



## California Online Public Schools

# California Online Public Schools

## Minutes

### California Online Public Schools (CalOPS) Board Meeting

---

#### Date and Time

Tuesday April 8, 2025 at 4:00 PM

#### Location

**CalOPS NorCal:** 580 N. Wilma Avenue, Suite G, Ripon, CA 95366

**CalOPS SoCal:** 33272 Valle Road, San Juan Capistrano, CA 92675

1201 Cara Road, Dinuba, CA 93618

32946 Calle San Marcos, San Juan Capistrano, 92675

3753 W. Norberry Street, Lancaster, CA 93536

9423 Reseda Blvd. Apt #230, Northridge, CA 91324

4108 W Avenue J6, Lancaster, CA 93536

---

#### Join Zoom Meeting

<https://californiaops-org.zoom.us/j/92843576813>

Meeting ID: 928 4357 6813

Dial In: +1 (669) 900-9128 ext. 928-4357-6813# US

---

This meeting is open to members of the public. For information about meetings or for members of the public who require special accommodations to attend, please visit our website at [www.californiaops.org/governance](http://www.californiaops.org/governance) or contact the school offices: Dana Hohn (NorCal) or Eva McGahey (SoCal) at (800) 906-5166 at least 24 hours prior to the meeting. The board packet can be made available for public review by contacting the school offices prior to the Board meeting in compliance with California open meeting law.

---

### **Directors Present**

A. Pulsipher (remote), D. Rivas (remote), E. Wickliffe (remote), J. Stockdale (remote), P. Pulsipher (remote)

### **Directors Absent**

M. Henjum

### **Guests Present**

A. Larsen, D. Hertzler, Doreen Stringer (remote), E. McGahey, H. Tamayo, Hannah Hurley (remote), J. Colombero (remote), J. Condon, J. Sitomer (remote), K. Eng (remote), L. Carter, L. Dombek, M. Brockway, M. White, R. Romero (remote), R. Savage, S. Ford

---

## **I. Opening Items**

### **A. Roll Call**

#### **CalOPS Staff**

Ashley Larsen - Administrative Assistant - SoCal Office  
Dan Hertzler - Director of Operations - SoCal Office  
Doreen Stringer - High School Teacher  
Eva McGahey - Administrative Assistant - SoCal Office  
Hannah Hurley - Elementary School Assistant Principal  
Heather Tamayo - Middle School Principal - SoCal Office  
Jessica Condon - Assistant Director of Finance - NorCal Office  
Julie Colombero - Assistant Director of Operations, Family Relations  
LaChelle Carter - Director of Finance - SoCal Office  
Leslie Dombek - Director of Educational Services - SoCal Office  
Marcus White - Elementary School Principal - SoCal Office  
Matt Brockway - High School Principal - SoCal Office  
Richard Savage - Superintendent - SoCal Office  
Richie Romero - Deputy Superintendent  
Stephen Ford - Assistant Superintendent - SoCal Office

#### **Contracted Staff**

Jason Sitomer - Charter Impact Managing Director  
Kate Eng - Charter Impact Director of Client Finance

### **B. Call the Meeting to Order**

J. Stockdale called a meeting of the board of directors of California Online Public Schools to order on Tuesday Apr 8, 2025 at 4:05 PM.

### **C. Approval of Agenda**

E. Wickliffe made a motion to approve the CalOPS Board Meeting Agenda.

A. Pulsipher seconded the motion.

The board **VOTED** to approve the motion.

#### **Roll Call**

A. Pulsipher Aye

M. Henjum Absent

J. Stockdale Aye

E. Wickliffe Aye

P. Pulsipher Aye

D. Rivas Aye

## **II. Public Comment**

### **A. Public Comment**

The Board welcomes participation by the members of the public telephonically. To address an item on the agenda, before the scheduled start of the meeting, an individual must write their name and a short description of the agenda item on which they wish to comment on the card provided and submit this to the Chair, along with any materials they want to have distributed to the Board. Individuals who wish to address the Board telephonically must contact the School Leader by phone or by email at least twenty four (24) hours before the scheduled start of the Board meeting. If the individual wants to provide any written materials to the Board, these should be emailed to the School Leader at least twenty-four (24) hours before the scheduled start of the meeting.

The total time for any individual to present, either in person or via telephone, on an item on the agenda shall not exceed three (3) minutes, or six (6) minutes if the individual requesting to comment is a non English speaker and requires a translator, unless the Board grants additional time. However, in compliance with Board policy and the Brown Act, the Board is not permitted to discuss or take action on non-agenda items. Individuals desiring to make a formal presentation to the Board on an item not on the agenda but desiring it be placed on the agenda must provide notice and written submissions detailing the subject of the presentation to the School Leader at least fourteen (14) days prior to the meeting. Any such presentations shall not exceed fifteen (15) minutes in duration, unless otherwise permitted by the Chair.

To view the Board Open Meeting Policy, visit the CalOPS Governance Page at [californiaops.org/governance](http://californiaops.org/governance).

No requests for public comment were submitted in advance. No member of the public was present in person.

## **III. Oral Reports**

### **A. Superintendent's Report**

R. Savage notified the board of the tragic loss of CalOPS Director of Student Services, P. Wenker. R. Romero will be stepping into the role for the remainder of the school year.

Regarding General School Updates, CalOPS is currently having the annual SPuDs retreat at the SoCal office. Enrollment has closed for the current school year, only exceptions with superintendent approval can now enroll for 2024-25.

The annual oversight visit with Ripon USD went very well. There was an issue with the CDE regarding the NorCal Charter Renewal, but that issue has been resolved by submitting a new petition which will extend the renewal an additional year through 2030. There was a temporary issue with the Monterey Bay renewal with CDE, but this was quickly resolved and the renewal stands through 2029.

CCSA Conference was positive this year. Opportunities were there to strengthen relationships with vendors.

#### **B. Principals' Report (attached)**

M. Brockway offered updates at the High School level. Team is focused on state testing. Summer school and graduation have both been a focus for Assistant Principals.

H. Tamayo offered updates at the Middle School level. She noted the development of the homeroom model and the emphasis on relationships to encourage reenrollment.

M. White offered updates at the Elementary School level. He noted the conclusion of the Second Interim Assessments and celebrated participation improvements from the First Interim Assessment. Team is focusing on engaging students to finish out the semester strong.

#### **C. Charter Impact Financial Report for CalOPS**

J. Sitomer presented the Monthly Financial Presentation from February 2025.

##### **Highlights:**

- **Attendance:** Projections **increased +0.5%** to 2nd Interim
- **Revenue: +\$1.2M (+1%),** driven by PY Title I recognition and Added ADA
- **Expenses: +\$2.3M (+2%),** driven by SPED services, ISP reimbursements, and catch-up payments
- **Surplus: \$3.8M** (3.6% of expenses)
- **Ending Fund balance: \$29M**
- **Cash: \$38.3M** as of 2/28

He offered some updates on legislation and the ripple effects which could occur.

#### **D. Policy, Compliance, and Legislative Updates**

D. Hertzler offered legislative updates. He emphasized the importance of AB 84 and how impactful it would be if passed. SB 414 is supported by CCSA, CSDC and APLUS+. He thanked J. Sitomer for the federal update.

Regarding Policy and Compliance, he noted that CLA has been approved by the board. The internal compliance team has already begun meeting to prepare for next year's audit.

#### **E. Educational Services Update**

L. Dombek offered updates on plans surrounding State Testing. She noted that 2024-25 is the first year CAASPP will be available virtually. First and Second Interims showed a 20% increase in participation with the online option. Testing will be from April 28-May 30. LPAC, CAA, and AP testing are also a focus for staff.

### **IV. Consent Items**

**A. Approval of Minutes from the March 11, 2025 CalOPS Board Meeting (attached)**

**B. Approval of Minutes from the March 31, 2025 CalOPS Special Board Meeting (attached)**

**C. Ratification of Special Education Service Contracts (attached)**

**D. Approval of Staffing Report (attached)**

**E. Approval of Expenditures over \$20k (attached)**

**F. Approval of Check Registry**

E. Wickliffe made a motion to approve the Consent Agenda, Items A-F.

A. Pulsipher seconded the motion.

The board **VOTED** to approve the motion.

#### **Roll Call**

E. Wickliffe Aye

M. Henjum Absent

A. Pulsipher Aye

J. Stockdale Aye

D. Rivas Aye

P. Pulsipher Aye

### **V. Action Items**

**A. Approval of New Banking Service (attached)**

E. Wickliffe made a motion to approve Action Item A, Approval of a New Banking Service.

A. Pulsipher seconded the motion.

L. Carter reminded the board of the two options presented at the March Board Meeting. East West Bank has been selected for various reasons including customer service and digital services.

The board **VOTED** to approve the motion.

**Roll Call**

D. Rivas Aye  
A. Pulsipher Aye  
E. Wickliffe Aye  
P. Pulsipher Aye  
J. Stockdale Aye  
M. Henjum Absent

**VI. Closing Items**

**A. Adjourn Meeting**

A. Pulsipher made a motion to adjourn this meeting and confirm the next CalOPS Board Meeting on May 13, 2025.

E. Wickliffe seconded the motion.

The board **VOTED** to approve the motion.

**Roll Call**

P. Pulsipher Aye  
J. Stockdale Aye  
D. Rivas Aye  
E. Wickliffe Aye  
M. Henjum Absent  
A. Pulsipher Aye

There being no further business to be transacted, and upon motion duly made, seconded and approved, the meeting was adjourned at 4:46 PM.

Respectfully Submitted,

J. Stockdale

## Coversheet

### Ratification of Special Education Service Contracts (attached)

**Section:** V. Consent Items  
**Item:** B. Ratification of Special Education Service Contracts (attached)  
**Purpose:** Vote  
**Submitted by:**  
**Related Material:**  
250513 SPED Contracts.pdf  
2024-25 SPED Contracts - New Addenda for Apr.pdf  
Speech Tree 2024-25 Service Agreement - FULLY EXECUTED 2025-05-05.pdf

## SPED Contracts

### May 13, 2025 CalOPS Board Meeting

| NEW CONTRACTS                       |                            |
|-------------------------------------|----------------------------|
| 2024-25 SERVICE PROVIDERS/CONTRACTS | Contract Status            |
| Speech Tree Therapy Center          | FULLY EXECUTED<br>5/5/2025 |

| NEW ADDENDA                         |  |                             |
|-------------------------------------|--|-----------------------------|
| 2024-25 SERVICE PROVIDERS/CONTRACTS | Addendum Notes                           | Addendum Status             |
| El Paseo Children's Center, Inc.    | Additional psychoeducational assessments | FULLY EXECUTED<br>4/30/2025 |
| Oxford Consulting Services, Inc.    | APE                                      | FULLY EXECUTED<br>4/30/2025 |



# California Online Public Schools

## Addendum to Master Contract School Year: 2024-25

The purpose of this document is to make known certain items regarding the Nonpublic, Nonsectarian School/Agency Services Master Contract **2024-2025** between **California Online Public Schools** and **El Paseo Children's Center Inc.**

In consideration of the mutual promises herein, the parties, intending to be legally bound, hereby agree that the following constitutes additional terms and conditions to the stated contract. These services will be designated to California Online Public School's students for the **2024-2025** school year.

*El Paseo has agreed to complete Additional Psychoeducational assessments when requested and approved by the IEP team at a flat rate of \$750.*

The parties reaffirm that, other than what is stated in this addendum, no other terms or conditions of the above-mentioned original contract have been modified, negated, or amended.

Signed by:  
Signature: Brent Cooper  
702C6223BAEC4D2...  
Printed Name: Brent Cooper  
Title: CEO  
NPAS: El Paseo Children's Center, Inc.  
Dated: 04/30/2025

Signed by:  
Signature: Richie Romero  
FE9DD366CFFD491...  
Printed Name: Dr. Richie Romero  
Title: Deputy Superintendent  
LEA: California Online Public Schools  
Dated: 04/30/2025



# California Online Public Schools

## Addendum to Master Contract School Year: 2024-25

The purpose of this document is to make known certain items regarding the Nonpublic, Nonsectarian School/Agency Services Master Contract **2024-2025** between **California Online Public Schools** and **Oxford Consulting Services, INC.**

In consideration of the mutual promises herein, the parties, intending to be legally bound, hereby agree that the following constitutes additional terms and conditions to the stated contract. These services will be designated to California Online Public School's students for the **2024-2025** school year.

*Oxford Consulting Services, INC. will extend APE services at a rate of 100.00 per hour.*

The parties reaffirm that, other than what is stated in this addendum, no other terms or conditions of the above-mentioned original contract have been modified, negated, or amended.

DocuSigned by:  
 Signature: Christina Russi  
C7847B5C-2084-420...  
 Printed Name: CHRISTINA RUSSI  
 Title: Director Clinical Operations and Growth  
 NPA/S: Oxford Consulting Services  
 Dated: 04/30/2025

Signed by:  
 Signature: Richie Romero  
FE9DD366CFFD49T...  
 Printed Name: Dr. Richie Romero  
 Title: Deputy Superintendent  
 LEA: California Online Public Schools  
 Dated: 04/30/2025



## Independent Contractor Agreement/Service Agreement

This Agreement ("Agreement") is entered into as of the 5th of May, 2025 by Speech Tree Therapy Center, hereinafter referred to as "the VENDOR" and California Online Public Schools hereinafter referred to as "the BOARD".

The Board and the Vendor agree to the terms and conditions set forth below and in accompanying Exhibits, attached incorporated herein.

The Vendor and the Board Agree:

1. Scope of Services:
  - a. The Vendor will provide the Board with Speech and Language services rendered by qualified, Speech Language Pathologist.
  - b. The Vendor will provide services as described as direct or indirect therapy services as indicated on each student's Individual Education Program (IEP) that shall include, but is not limited to: planning, therapy, assessments, report and IEP writing, participation in IEP reviews and parent conferences, related travel, consultations with classroom teachers and other staff members, management of required documentation and attendance.
2. Term and Termination:
  - a. The term of this Agreement shall commence on 5/5/2025, unless terminated earlier in accordance with the terms and conditions set-forth.
  - b. Termination without Cause: Either party has the right to terminate the Agreement without cause by giving 30 days written notice.
  - c. Termination with Cause: Either party reserves the right to terminate this Agreement immediately if the other party fails to comply with any terms or conditions of this Agreement and such failure continues for 15 days following receipt of written notice.
3. Compensation:
  - a. To provide Speech and Language services to Board until 17th day of June, 2025 excluding those days as determined by the district as holidays or closings.
  - b. The rate established by mutual agreement, shall be per fully qualified, and Certified SLP at a rate of \$\_/per hour. **(See attached rate sheet)**
  - c. The Vendor will provide a monthly statement based on the rate listed above within 10 days, of the last day, of the previous month.
  - d. The Board will provide payment to the Vendor within 30 business days of receipt of a submitted invoice. The invoice will contain description, location, time and date of services.



# California Online Public Schools

## 4. Independent Contractor:

- a. Both parties agree that the terms of the Agreement do not constitute a formation of a partnership, joint venture, employer-employee, or other relationship and no form of agency exists between the parties.
- b. Board agrees to submit W-9 form with Vendor submitting a completed W-9 form and Request for Taxpayer Identification Number and Certification with social security number/ federal identification number.
- c. The Vendor shall provide California Online Public Schools with a copy of the provider's license/credential, as applicable, along with the verified dates of California DOJ and FBI background checks, fingerprint clearance, and Tuberculosis Test clearance for all employees, approved subcontractors, and/or volunteers prior to such individuals starting to work with any student.

## 5. Insurance/License:

- a. The Vendor agrees to maintain professional liability and malpractice insurance with the following minimum limits of liability: \$1,000,000. Per occurrence and \$3,000,000 in the aggregate and provide the Board with proof of insurance upon request.
- b. The Vendor is certified by the State of California in the performances of the Services provided herein and agrees to provide proof upon request.

## 6. Direct Hire-Non-Solicitation:

- a. Board agrees to notify Vendor in writing of its intent to hire, enter into an arrangement to hire, or contract for services with any personnel who worked for Vendor in scheduled assignment in a facility during the preceding six (6) month period. In the event the Board does hire such personnel, the Board agrees to pay Vendor a one time hire "Fee" of \$2,000.

## 7. General:

- a. This agreement shall be governed by the State of California, and governing regulatory rules, all which are incorporated herein.

IN WITNESS THEREOF, the parties hereto have caused this Agreement to be executed, and do each represent that their respective signatory, whose signature appears below, is fully authorized to execute this Agreement.

By: California Online Public Schools  
 Name: Dr. Richie Romero  
 Title: Deputy Superintendent  
 Date: 05/05/2025

Signed by:  
  
 Signature \_\_\_\_\_  
EEBUJ386CFE0497

## VENDOR

By: \_\_\_\_\_  
 Name: Speech Tree Speech Therapy Center, INC  
 Name: Erica Lawson  
 Title: President  
 Date: 05/05/2025

Signed by:  
  
 Signature \_\_\_\_\_  
708A710D2E7E430



### FEE SCHEDULE

| SERVICE   | FEE  |
|---|--|
| Individual Speech/Language Therapy Session – 30 minutes   | \$90   |
| Individual Speech/Language Therapy Session – 60 minutes   | \$150  |
| Individual Occupational Therapy Session – 60 minutes  | \$150  |
| Speech and Language Screening (Age 2-5 only)  | \$40   |
| Comprehensive Evaluation Services<br>Speech and Occupational Therapy  | \$450 for up to 3 hours of evaluation<br>Additional hours billed at \$150 per hour |
| Review of previous reports/IEPs, etc.   | \$165/hour billed in 15 minute increments  |
| Collaborative Services via phone, telehealth, or in person (IEP meetings, school visits, consultation with other professionals, etc.) Travel time will be billed as time in addition to in person collaborative services. | \$165/hour billed in 15 minute increments  |
| Correspondence (e.g. phone calls, emails) to and from family, attorneys, school personnel, and other providers.   | \$165/hour billed in 15 min increments   |
| Parent/Family Initial Consultation, 30 minutes  | \$90/30 minutes  |
| Parent/Family Education and/or Training/Parent Conference   | \$165/hour billed in 15 min increments   |
| Preschool or Parent Group Presentations   | TBD  |
| Social Minds Groups (1 x/week, 1 hour sessions for 6 weeks)   | \$250  |
| Group Therapy Services 30 min (Articulation and Language)   | \$75/client (group of 2 minimum)   |
| Cancellation Fee (No Show or canceled sessions with less than 24 hours notice)  | \$70   |
| Roots (8 week session, must pay prior and no refunds or make ups provided)  | \$395  |
| Agency/ school invoices unpaid after 30 days of billing.  | \$75   |

619.546.0039 (phone)      Speech Tree Therapy Center      619.546.0037 (fax)  
 www.speechtreetherapycenter.com

619.546.0039 (phone)

Speech Tree Therapy Center  
[www.speechtreetherapycenter.com](http://www.speechtreetherapycenter.com)

619.546.0037 (fax)

# Coversheet

## Approval of Staffing Report (attached)

|                          |  |
|--------------------------|--|
| <b>Section:</b>          | V. Consent Items   |
| <b>Item:</b>             | C. Approval of Staffing Report (attached)                      |
| <b>Purpose:</b>          | Vote   |
| <b>Submitted by:</b>     |  |
| <b>Related Material:</b> | CalOPS Staffing Report - 05.13.25.pdf<br>Mary Gomez Resume.pdf |



# California Online Public Schools

## CalOPS Staffing Report May 2025

### New Hires

| Name       | Title                            | Salary  | Start Date |
|------------|----------------------------------|---------|------------|
| Mary Gomez | Records Administrative Assistant | \$35.36 | 04/28/2025 |

### Departing Employees

| Name        | Title                                | Last Day of Work | Reason for Leaving |
|-------------|--------------------------------------|------------------|--------------------|
| Matt Doyle  | Middle School Social Studies Teacher | 04/25/2025       |                    |
| Phil Wenker | Director of Student Services         | 04/04/2025       |                    |

## Mary Estelle Gomez

Records Administrative Assistant

Dedicated administrative professional, I bring a genuine commitment to efficiency and excellence in office support. With a track record of delivering results and fostering a positive work environment, I am eager to utilize my organizational and communication skills in an office role. I am sincerely dedicated to contributing to the success of the team and the attainment of organizational objectives.

### Professional Experience

#### **Connecting Waters Charter School - Modesto, CA**

##### **School Registrar**

**June 2024 - Present**

- Maintained and verified physical and digital student records in compliance with FERPA in the school operating system, School Pathways SIS & CALPADS.
- Processed student drops / Issue drop letters to appropriate districts.
- Communicated with the Executive Director regarding ES and student issues.
- Assigned prospective students to intake.
- Completed student activation for prospective students and sent out requests for student cume files.
- Processed Master Agreement and Acknowledgement of Responsibilities for active/prospective students.
- Coordinated with Special Ed to clear a student's IEP/504 services for enrollment.
- Communicated with ESs regarding students they were expecting to enroll, transfer, drop, etc.
- Processed approved student ES transfers.
- Prepared all records for Audit.
- Prepared and submitted Civil Rights Report and multiple county and state health reports.
- Managed Student Records and Enrollment team.

#### **Modesto Christian School - Modesto, CA**

##### **FACTS Manager (Tuition Manager)**

**May 2022 - April 2024**

- Managed tuition payment plans for all families through the FACTS system, ensuring timely and accurate processing of payments, refunds, and past dues.
- Conducted regular audits of student accounts to reconcile discrepancies and ensure compliance with financial policies and regulations. Sent reports to Board Members and Administration.
- Collaborated with the finance department to develop and implement budget projections for tuition revenue and financial aid disbursements.
- Acted as the primary point of contact for families regarding tuition payment inquiries, providing personalized assistance and resolving issues promptly.
- Processed tuition assistance applications and granted financial awards to families in need.
- Coordinated with the admissions team to streamline the enrollment process and provide seamless transition for new students and their families.

##### **ASB Director (Student Leadership Advisor)**

**July 2020 - May 2022**

- Developed and implemented a comprehensive ASB program focused on student leadership development, community engagement, and school spirit initiatives.
- Organized and facilitated ASB meetings, workshops, and events, fostering a collaborative environment for student leaders to plan and execute campus-wide activities.
- Collaborated with school administration to align ASB initiatives with the school's mission, values, and educational objectives.
- Supervised and mentored ASB officers, providing guidance and support in their roles and responsibilities.
- Implemented strategies to increase student participation in ASB activities and enhance school culture and pride.

**School Registrar**

**July 2020 - June 2022**

- Managed the school's enrollment database and student information system, ensuring accuracy and confidentiality of student records.
- Coordinated with school counselors and administrators to facilitate the admissions process for prospective students, including application review, interviews, and enrollment decision-making.
- Provided ongoing support to enrolled families, addressing inquiries, concerns, and requests related to admissions, enrollment, academic records, and school policies.
- Processed approved student transfers and sent out requested student cume files.

**Director Of Enrollment & Director of Outreach & Marketing**

**February 2017 - June 2022**

- Developed and executed marketing campaigns targeting prospective students and families, utilizing print, digital, and social media channels to promote the school's academic programs and extracurricular offerings.
- Coordinated recruitment events, including open houses, campus tours, and information sessions, to showcase the school's facilities and educational opportunities to prospective families.
- Provided ongoing support to enrolled and enrolling families, addressing inquiries, concerns, and requests related to admissions, enrollment, and school policies.
- Followed federal, state, and local laws to determine enrollment eligibility.

**Don's Mobile Glass - Modesto, CA**

**Personal Assistant**

**August 2015 - February 2017**

- Supported the company owner in managing daily operations, including scheduling appointments, coordinating travel arrangements, and preparing business correspondence.
- Assisted in the planning and execution of company events and promotions, contributing to increased brand visibility and customer engagement.
- Maintained organized and efficient office systems, including filing systems, document management, and office supplies inventory.
- Acted as a liaison between the company and external stakeholders, including clients, vendors, and business partners, to facilitate communication and collaboration.

**Skills**

- |   |                           |
|---|---------------------------|
| ● School Data Management (School Pathways & FACTS / RenWeb) | ● Clerical/Organizational |
| ● Enrollment Management                                     | ● Student Services        |
| ● Financial Account Management/Services                     | ● Leadership              |
| ● Event Planning  | ● Administrative Support  |
|   | ● Google Suite            |

**Education & Training**

- APlus+ Conference / Anaheim, CA - October 2024
- School Pathways Conference / San Diego, CA - October 2024
- ACSI (Association of Christian Schools International) Conference - August 2019
- Communications - Some College  
Modesto Junior College / Modesto, California - 2001-2002
- Diploma, Ripon High School / Ripon, California - 2001

**References**

- Vicki Ollson, K-6th Principal, Modesto Christian School, 209.343.2308
- Lisa Medina, Previous -Director of Finance and Human Resources, Modesto Christian School, 209.303.5402

## Coversheet

### Approval of Expenditures over \$20k (attached)

**Section:** V. Consent Items  
**Item:** D. Approval of Expenditures over \$20k (attached)  
**Purpose:** Vote  
**Submitted by:**  
**Related Material:** 24-25 CalOPS Over 20K (POs & Invoices) - May Board Meeting.pdf  
Purchase Orders Over 20K May 2025 Board Meeting.pdf  
Invoices Over 20K 24-25 SY May 2025 Board Meeting.pdf

| CalOPS PURCHASE ORDERS Over 20k |           |                |                                    |   |                |
|---------------------------------|-----------|----------------|------------------------------------|---|----------------|
| Number                          | Date      | Requestor      | Vendor                             | Purpose   | Amount         |
| 2024-25-107                     | 4/21/2025 | Than/Britnie   | EAI Education                      | Elementary Math Manipulatives 25/26 SY                                | \$84,681.25    |
| 2024-25-108                     | 4/23/2025 | Than/Britnie   | NASCO EDUCATION                    | Elem and MS Art Kits 25/26 SY   | \$228,184.69   |
| 2024-25-110                     | 4/25/2025 | Leslie/Britnie | MIND Education                     | Math 25/26 SY   | \$36,300.00    |
| 2024-25-111                     | 4/29/2025 | Than/Britnie   | Florida Virtual Schools- FlexPoint | 25/26 SY Curriculum All Grades  | \$695,025.00   |
| 2024-25-112                     | 4/29/2025 | Than/Britnie   | Accelerate Education               | Accelerate Curriculum/PD 25/26 SY                                     | \$1,807,586.20 |
| 2024-25-114                     | 4/29/2025 | Than/Britnie   | Vista High Learning                | MD/Elementary ELD Curriculum/PD 25/26 SY                              | \$22,112.75    |
| 2024-25-117                     | 4/30/2025 | Than/Britnie   | Teachtown                          | Pre K Curriculum/PD for Ali Ed 25/26 SY                               | \$42,480.00    |
| 2024-25-118                     | 4/30/2025 | Than/Britnie   | Edmentum                           | Curriculum 25/26 SY   | \$957,275.00   |
| 2024-25-119                     | 5/2/2025  | Than/Britnie   | Curriculum Associates              | Elementar/MS Assessment & SISIP 25/26 SY                              | \$161,869.50   |
| 2024-25-120                     | 5/2/2025  | Than/Britnie   | IXL Learning                       | K-12 SISIP and 9-11 Benchmark Platform 25/26 SY                       | \$223,088.75   |
| 2024-25-121                     | 5/2/2025  | Leslie/Britnie | ClassKick                          | MS&SPED Digital tool to make assignments 25/26 SY                     | \$26,299.00    |
| 2024-25-122                     | 5/5/2025  | Leslie/Britnie | Tutor.com                          | Unlimited hours of tutoring for all grade levels & Subjects-25/26 SY  | \$61,281.00    |
| 2024-25-125                     | 5/6/2025  | Than/Britnie   | Marshall Cavendish Education       | Elementary Math Curriculum 25/26 SY                                   | \$320,171.40   |
| 2024-25-126                     | 5/6/2025  | Than/Britnie   | N2Y LLC                            | Student Services Curriculum 25/26 SY                                  | \$20,624.62    |
| 2024-25-127                     | 5/6/2025  | Leslie/Britnie | Parent Square                      | School wide communication for students/parents/staff Renewal 25/26 SY | \$43,655.28    |

| CalOPS INVOICES To Be Paid Over 20k<br>(Invoices will be processed for payment once Board has approved) |                            |            |                          |   |              |                 |                |   |                              |  |
|---|----------------------------|------------|--------------------------|---|--------------|-----------------|----------------|---|------------------------------|--|
| Date Paid by ACH/WIRE   | Uploaded to Charter Impact | Batch Date | Batch School or ACH/WIRE | Vendor  | Invoice#     | Date of Invoice | Amount         | Description   | School Allocation            |  |
| 04/01/2025  |                            |            | ACH                      | Kaiser  | -            | -               | \$91,032.78    | Benefits  | All Schools                  |  |
| 04/01/2025  |                            |            | ACH                      | Kaiser  | -            | -               | \$27,957.35    | Benefits  | All Schools                  |  |
|   | 4/4/2025                   | 4/3/2025   | SoCal                    | Effectual Educational Consulting Services     | 12920        | 01/31/2025      | \$33,899.44    | SPED Services   | SoCal                        |  |
|   | 4/4/2025                   | 4/3/2025   | SoCal                    | Oxford Consulting Services Inc                | 167315       | 02/28/2025      | \$125,040.00   | SPED Services   | All Schools                  |  |
|   | 4/4/2025                   | 4/3/2025   | SoCal                    | Effectual Educational Consulting Services     | 12980        | 02/28/2025      | \$54,260.02    | SPED Services   | SoCal                        |  |
|   | 4/4/2025                   | 4/3/2025   | SoCal                    | Oxford Consulting Services Inc                | 167322       | 02/28/2025      | \$27,798.96    | SPED Services   | SoCal                        |  |
| 4/9/2025  |                            |            | ACH                      | MetLife                                       | March 2025   | 4/8/2025        | 75,494.77      | Benefits  | All Schools                  |  |
|   | 4/10/2025                  | 4/9/2025   | SoCal                    | Headstand                                     | 510100272    | 01/29/2025      | \$36,000.80    | Marketing   | All Schools                  |  |
|   | 4/10/2025                  | 4/10/2025  | SoCal                    | Milestones Therapy Group                      | 1227         | 03/08/2025      | \$111,328.71   | SPED Services   | School Allocation on Invoice |  |
|   | 4/10/2025                  | 4/10/2025  | NorCal                   | Young Minney & Corr LLP                       | 14362        | 01/06/2025      | \$34,650.00    | SPED Legal  | NorCal                       |  |
| 04/10/2025  |                            |            | ACH                      | HSA   | -            | -               | \$20,796.67    | Benefits  | All Schools                  |  |
| 04/11/2025  |                            |            | ACH                      | Empower                                       | -            | -               | \$199,217.99   | Benefits  | All Schools                  |  |
|   | 4/17/2025                  | 4/17/2025  | SoCal                    | Casa Pacifica Centers for Children & Families | 36955        | 03/31/2025      | \$40,300.00    | SPED Services   | SoCal                        |  |
|   | 4/17/2025                  | 4/17/2025  | SoCal                    | The Hartford                                  | 17143054     | 04/08/2025      | \$43,948.00    | Governance: Insurance Expenses                          | All Schools                  |  |
|   | 4/17/2025                  | 4/17/2025  | SoCal                    | Capistrano Unified School District            | 68U11368     | 04/09/2025      | \$41,187.00    | District Oversight Fees                                 | SoCal                        |  |
|   | 4/17/2025                  | 4/17/2025  | SoCal                    | SoftMSP, LLC                                  | 1014         | 04/01/2025      | \$26,372.46    | Facilities: Equipment/Supplies                          | All Schools                  |  |
|   | 4/18/2025                  | 4/18/2025  | SoCal                    | SoftMSP, LLC                                  | 1028         | 04/16/2025      | \$20,531.00    | Facilities: Equipment/Supplies                          | All Schools                  |  |
| 04/18/2025  |                            |            | ACH                      | Rokkitwaar                                    | CALOPSO40925 | 4/9/2025        | \$48,200.00    | STAFF APPAREL   | All Schools                  |  |
| 04/22/2025  |                            |            | ACH                      | Cigna Health                                  | -            | -               | \$438,706.11   | Staff Medical Benefits                                  | All Schools                  |  |
|   | 4/24/2025                  | 4/24/2025  | SoCal                    | Milestones Therapy Group                      | 1236         | 04/08/2025      | \$132,066.30   | SPED Services   | School Allocation on Invoice |  |
|   | 4/24/2025                  | 4/24/2025  | NorCal                   | El Paseo Children's Center Inc.               | 3601         | 02/28/2025      | \$83,837.35    | SPED Services   | NorCal                       |  |
|   | 4/24/2025                  | 4/24/2025  | Central Valley           | El Paseo Children's Center Inc.               | 3602         | 02/28/2025      | \$62,762.40    | SPED Services   | Central Valley               |  |
|   | 4/24/2025                  | 4/24/2025  | Monterey Bay             | El Paseo Children's Center Inc.               | 3605         | 02/28/2025      | \$31,570.03    | SPED Services   | Monterey Bay                 |  |
| 04/24/2025  |                            |            | ACH                      | InterPres Corporation                         | -            | -               | \$31,114.80    | SoCal Office Rent                                       | SoCal                        |  |
| 04/25/2025  |                            |            | ACH                      | HSA   | -            | -               | \$21,342.50    | Benefits  | All Schools                  |  |
| 04/28/2025  |                            |            | ACH                      | JP Morgan Chase Bank                          | -            | 03/31/2025      | \$118,946.14   | District Corporate Card Purchases - AutoPay             | All Schools                  |  |
| 04/28/2025  |                            |            | ACH                      | Empower                                       | -            | -               | \$200,449.76   | Benefits  | All Schools                  |  |
| 04/29/2025  |                            |            | ACH                      | Kaiser  | -            | -               | \$92,918.67    | Benefits  | All Schools                  |  |
| 04/29/2025  |                            |            | ACH                      | Kaiser  | -            | -               | \$27,957.35    | Benefits  | All Schools                  |  |
|   | 5/2/2025                   | 5/1/2025   | SoCal                    | Oxford Consulting Services Inc                | 167757       | 03/31/2025      | \$130,392.00   | SPED Services   | All Schools                  |  |
|   | 5/2/2025                   | 5/1/2025   | SoCal                    | El Paseo Children's Center Inc.               | 3600         | 02/28/2025      | \$265,917.22   | SPED Services   | SoCal                        |  |
|   | 5/2/2025                   | 5/1/2025   | SoCal                    | TTCASUCCESS                                   | 133          | 04/17/2025      | \$157,925.88   | SPED Services   | School Allocation on Invoice |  |
| 05/02/2025  |                            |            | ACH                      | MetLife                                       | April 2025   | 4/30/2025       | \$76,000.99    | Benefits  | All Schools                  |  |
|   | 5/8/2025                   | 5/7/2025   | SoCal                    | Capistrano Unified School District            | 68U10512     | 12/04/2024      | \$47,071.00    | District Oversight Fees                                 | SoCal                        |  |
|   | 5/8/2025                   | 5/7/2025   | SoCal                    | Capistrano Unified School District            | 68T10264     | 12/15/2023      | \$47,071.00    | District Oversight Fees                                 | SoCal                        |  |
|   | 5/8/2025                   | 5/7/2025   | SoCal                    | Capistrano Unified School District            | 68T10263     | 12/15/2023      | \$70,606.00    | District Oversight Fees                                 | SoCal                        |  |
|   | 5/8/2025                   | 5/7/2025   | SoCal                    | Capistrano Unified School District            | 68T10262     | 12/15/2023      | \$35,303.00    | District Oversight Fees                                 | SoCal                        |  |
|   | 5/8/2025                   | 5/7/2025   | SoCal                    | Capistrano Unified School District            | 68T10261     | 12/15/2023      | \$41,187.00    | District Oversight Fees                                 | SoCal                        |  |
|   | 5/8/2025                   | 5/7/2025   | SoCal                    | Capistrano Unified School District            | 68S12301     | 06/30/2023      | \$37,503.00    | District Oversight Fees                                 | SoCal                        |  |
|   |                            |            | Pending                  | Charter Impact                                | 17284        | 05/01/2025      | \$122,495.00   | Professional Services: Other School Contracted Services | All Schools                  |  |
|   |                            |            | Pending                  | SoftMSP                                       | -            | 04/08/2025      | \$2,778,014.00 | IT Services (Staff & Students)                          | All Schools                  |  |



## 2024-2025 PURCHASE ORDER

**California Online Public Schools**  
33272 Valle Road, San Juan Capistrano, CA 92675  
(949) 461-1667 Phone (949) 240-7895 Fax

|   |  |
|---|--|
| Purchase Order Number: <u>2024 - 25 - 107</u>   |  |
| Date: <u>4/21/2025</u>  | Vendor: <u>EAI Education-Division of Eric Armin Inc.</u> |
| Vendor Contact Name: <u>Carrie Eberhard</u>   | Address: <u>118 Bauer Drive</u>                          |
| Vendor Phone Number: <u>214-364-6491</u>  |  |
| Vendor Fax Number: _____  | City: <u>Oakland</u>                                     |
| Email P.O. to vendor? <input checked="" type="checkbox"/> Yes <input type="checkbox"/> No | State: <u>NJ</u>   |
| Vendor Email: <u>ceberhard@eaieducation.com</u>   | Zip: <u>07436-7046</u>                                   |

|                 |   |       |                   |
|-----------------|---|-------|-------------------|
| Requester:      | <u>Than Short</u>                                   |       |                   |
| Department:     | <u>Elementary</u>                                   |       |                   |
| Intent/Purpose: | <u>Math Manipulatives for the 25/26 School Year</u> |       |                   |
| DocuSigned by:  | <u>Than Short</u>                                   |       |                   |
| Signature:      | <u>[Signature]</u>                                  | Date: | <u>04/21/2025</u> |

| Product/Description  | Sales Quote# | Item#  | Cost     | Qty | Total Cost   |
|--|--------------|--------|----------|-----|--------------|
| Marshall Cavendish Primary Mathematics® Student Manipulative Kit - Earlybird Kindergarten/PreK   | QTE0153961   | 563209 | \$ 25.75 | 100 | \$ 2,575.00  |
| Marshall Cavendish Primary Mathematics® Student Manipulative Kit - Grade K   | QTE0153961   | 563210 | \$ 24.00 | 300 | \$ 7,200.00  |
| Marshall Cavendish Primary Mathematics® Student Manipulative Kit - Grade 1   | QTE0153961   | 563211 | \$ 32.75 | 450 | \$ 14,737.50 |
| Marshall Cavendish Primary Mathematics® Student Manipulative Kit - Grade 2   | QTE0153961   | 563212 | \$ 35.75 | 500 | \$ 17,875.00 |
| Marshall Cavendish Primary Mathematics® Student Manipulative Kit - Grade 3   | QTE0153961   | 563213 | \$ 30.25 | 475 | \$ 14,368.75 |
| Marshall Cavendish Primary Mathematics® Student Manipulative Kit - Grade 4   | QTE0153961   | 563214 | \$ 27.25 | 500 | \$ 13,625.00 |
| Marshall Cavendish Primary Mathematics® Student Manipulative Kit - Grade 5   | QTE0153961   | 563215 | \$ 26.00 | 550 | \$ 14,300.00 |
| SEE COMMENT BELOW:<br>Must reference QTE053961 for discounted kit pricing shown on quote and free shipping of all kits in one shipment, to one warehouse location. EAI Education appreciates your business.<br>Thank you!<br>Payment is due Net 30 after each shipment of kits. Sales tax is an estimate. Sales tax will vary according to the shipping destination receiving address. |              |        |          |     |              |
|  | QTE0153961   | 10000  |          |     | \$ -         |

|  |  |  |
|--|--|--|
| Signatures (Vendor approval): <u>[Signature]</u> Date: <u>04/22/2025</u><br>Purchaser/Requestor: <u>[Signature]</u> Date: <u>04/22/2025</u><br>Administrator: <u>[Signature]</u> Date: <u>04/22/2025</u><br>Finance Approval (required): _____ Date: _____ | <input type="checkbox"/> via email approval (see attached) | <b>Order Total</b><br><b>\$84,681.25</b> |
|--|--|--|



® Division of Eric Armin Inc.  
 118 Bauer Drive  
 Oakland, NJ 07436-7046  
 P: (800) 770-8010  
 F: (201) 891-5689  
 www.eaieducation.com  
 sales@eaieducation.com

| QUOTE              |                                 |
|--------------------|---------------------------------|
| <b>Quote:</b>      | <b>QTE0153961</b>               |
| <b>Email:</b>      | <b>tshort@californiaops.org</b> |
| <b>Vendor:</b>     |                                 |
| <b>Date:</b>       | <b>04/14/2025</b>               |
| <b>Entered By:</b> | <b>CARRIE</b>                   |

| BILL TO:                           |
|------------------------------------|
| California Online PS               |
| Accounts Payable                   |
| 33272 Valle Rd                     |
| Finance@californiaops.org          |
| San Juan Capistrano, CA 92675-4842 |
| P: (209) 432-9088                  |
| F: (979) 240-7895                  |

| SHIP TO:                       |
|--------------------------------|
| Total Transportation Logistics |
| Michelle Li                    |
| 4325 Etiwanda Ave              |
| 10 Latitude Way Building 11    |
| Corona, CA 92881               |
| P: (209) 432-9088              |

| Ref #     | Customer ID | BID/Contract # | Terms       |
|-----------|-------------|----------------|-------------|
| THANSHORT | 10112217    |                | NET 30 DAYS |

| Item # | Description   | Quantity | List Price | Discount | Unit Price | Extended Price |
|--------|---|----------|------------|----------|------------|----------------|
| 563209 | Marshall Cavendish Primary Mathematics® Student Manipulative Kit - Earlybird Kindergarten/PreK  | 100      | \$25.75    | 0.00 %   | \$25.75    | \$2,575.00     |
| 563210 | Marshall Cavendish Primary Mathematics® Student Manipulative Kit - Grade K  | 300      | \$24.00    | 0.00 %   | \$24.00    | \$7,200.00     |
| 563211 | Marshall Cavendish Primary Mathematics® Student Manipulative Kit - Grade 1  | 450      | \$32.75    | 0.00 %   | \$32.75    | \$14,737.50    |
| 563212 | Marshall Cavendish Primary Mathematics® Student Manipulative Kit - Grade 2  | 500      | \$35.75    | 0.00 %   | \$35.75    | \$17,875.00    |
| 563213 | Marshall Cavendish Primary Mathematics® Student Manipulative Kit - Grade 3  | 475      | \$30.25    | 0.00 %   | \$30.25    | \$14,368.75    |
| 563214 | Marshall Cavendish Primary Mathematics® Student Manipulative Kit - Grade 4  | 500      | \$27.25    | 0.00 %   | \$27.25    | \$13,625.00    |
| 563215 | Marshall Cavendish Primary Mathematics® Student Manipulative Kit - Grade 5  | 550      | \$26.00    | 0.00 %   | \$26.00    | \$14,300.00    |
| 10000  | SEE COMMENT BELOW:<br><br>Must reference QTE053961 for discounted kit pricing shown on quote and free shipping of all kits in one shipment, to one warehouse location. EAI Education appreciates your business.<br>Thank you! |          |            |          |            |                |
| 10000  | SEE COMMENT BELOW:<br><br>Payment is due Net 30 after each shipment of kits.  |          |            |          |            |                |
| 10000  | SEE COMMENT BELOW:<br><br>Sales tax is an estimate. Sales tax will vary according to the shipping location of each receiving address.   |          |            |          |            |                |

This quote is valid for 30 days. Thank you for your business.

|                |                    |
|----------------|--------------------|
| Subtotal       | \$84,681.25        |
| Misc           | \$0.00             |
| Tax            | \$0.00             |
| Freight        | \$0.00             |
| Trade Discount | \$0.00             |
| <b>Total</b>   | <b>\$84,681.25</b> |




## California Online Public Schools


### PURCHASE REQUISITION FORM **THIS IS NOT A PURCHASE ORDER**

|   |                                       |   |
|---|---------------------------------------|---|
| Name of Requestor:<br>Than Short                          | Today's Date: 4/15/25                 | Date Needed By: 5/14/25                     |
| Department/ Grade Level: Elementary                       | School Region: All                    |   |
| Vendor Name: EAI Education                                | Vendor Contact Name: Carrie Eberhardt | Vendor Email:<br>ceberhard@eaieducation.com |
| Vendor Address:<br>118 Bauer Drive Oakland, NJ 07436-7046 |                                       |   |

Intent / Usage/ Notes of Purchase:  
**TK - 5th Grade Math Manipulatives**

| Item of Purchase: <i>(add item link, if necessary)</i>   | Quantity | Rate:   | Price:             | Notes/ Description: |
|--|----------|---------|--------------------|---------------------|
| Marshall Cavendish Primary Mathematics® Student Manipulative Kit - Earlybird Kindergarten/PreK | 100      | \$25.75 | \$2,575.00         |                     |
| Marshall Cavendish Primary Mathematics® Student Manipulative Kit - Grade K                     | 300      | \$24.00 | \$7,200.00         |                     |
| Marshall Cavendish Primary Mathematics® Student Manipulative Kit - Grade 1                     | 450      | \$32.75 | \$14,737.50        |                     |
| Marshall Cavendish Primary Mathematics® Student Manipulative Kit - Grade 2                     | 500      | \$35.75 | \$17,875.00        |                     |
| Marshall Cavendish Primary Mathematics® Student Manipulative Kit - Grade 3                     | 475      | \$30.25 | \$14,368.75        |                     |
| Marshall Cavendish Primary Mathematics® Student Manipulative Kit - Grade 4                     | 500      | \$27.25 | \$13,625.00        |                     |
| Marshall Cavendish Primary Mathematics® Student Manipulative Kit - Grade 5                     | 550      | \$26.00 | \$14,300.00        |                     |
| <b>Total:</b>  |          |         | <b>\$84,681.25</b> |                     |

Requestor Name: Than Short Requestor Signature:  Date: 04/17/2025

SPuDs Name: Leslie Dombek SPuDs Signature:  Date: 04/17/2025

**FOR FINANCE DEPARTMENT USE ONLY**

DocuSigned by:  


Date: 04/22/2025

Finance Designee Approval (for budget review): \_\_\_\_\_

Method of Payment: Credit Card \_\_\_\_\_ Check \_\_\_\_\_ ACH \_\_\_\_\_ Purchase Order \_\_\_\_\_ Other: \_\_\_\_\_

PO#: \_\_\_\_\_ PO# Date Issued: \_\_\_\_\_ Requisition #: \_\_\_\_\_



California Online  
Public Schools

**Purchase Requisition and Approval Process**

1. A purchase requisition must be submitted for all required products or services before any purchase can be made.
2. The requestor completes the purchase requisition and submits it for approval.
3. The requisition goes through an escalating approval flow, starting with the requestor's grade-level principal, director, or superintendent (SPuDs). They have the option to approve, deny, or request additional verification.
4. If one of the SPuDs approves the requisition, it must be emailed to [finance@californiaops.org](mailto:finance@californiaops.org) for further budget approval.
5. The purchase request undergoes budget review and policy checks to ensure compliance.
6. Once the requisition is approved by finance, either:
  - a. The request is processed for payment, and a finance representative will place the order, or
  - b. A purchase order is initiated and sent to the vendor for acceptance and fulfillment.



California Online Public Schools

2024-2025 PURCHASE ORDER

California Online Public Schools

33272 Valle Road, San Juan Capistrano, CA 92675

(949) 461-1667 Phone (949) 240-7895 Fax

Purchase Order Number: 2024 - 25 - 108
Date: 4/23/2025
Vendor Contact Name: Tosha Simao
Vendor Phone Number: 800 558-9595
Vendor Fax Number: 800-372-1236
Email P.O. to vendor? [X] Yes [ ] No
Vendor Email: orders@nascoeducation.com

Vendor: Nasco
Address: 901 Janesville Avenue
City: Fort Atkinson
State: WI
Zip: 53538

Requester: Than short
Department: Elementary and Middle School
Intent/Purpose: Art Materials for the 25/26 school year
DocuSigned by: Than Short
Signature: F27184528642492... Date: 04/23/2025

Table with 6 columns: Product/Description, Sales Quote#, Item #, Cost, Qty, Total Cost. Rows include KT CA ONLINE PUBLIC SCHOOLS, MINIMUM ORDER OF 504 KITS, and Tax.

DocuSigned by:
Signatures (or email approval): [Signature] 04/23/2025 Order Total \$228,184.69
Purchase/Requester: [Signature] 04/23/2025
Administrator: [Signature] 04/23/2025
Finance Approver: [Signature] 04/23/2025

[ ] via email approval (see attached)



901 JANESVILLE AVENUE, FORT ATKINSON, WI 53538  
 Phone: 800-558-9595 Fax: 800-372-1236  
 Website: nascoeducation.com Email: orders@nascoeducation.com

**Pricing Request Number:** 2504157

**Date:** March 26, 2025

**Contact:**

|   |  |
|---|--|
| <b>Bill To</b> 460-691-00   | <b>Ship To</b>   |
| CA ONLINE PUBLIC SCHOOLS<br>BESSETTE, HILARY<br>33272 Valle RD<br>San Juan Capistrano CA 92675-4842 | TOTAL TRANSPORTATION LOGISTICS<br>LI, MICHELLE<br>10 LONGITUDE WAY<br>BLDG 11<br>CORONA CA 92881 |

|                               |               |
|-------------------------------|---------------|
| <b>Shipping Instructions:</b> | STANDARD SHIP |
| <b>Special Note:</b>          | 714/2026802   |
| <b>Cust P/O Number:</b>       | PRICING       |
| <b>Contract:</b>              | 60423         |
| <b>Special Remark:</b>        |               |

| Item Number  | Qty  | U/M | Description  | Unit Price | Extended  |
|--|------|-----|--|------------|-----------|
| *****<br>PLEASE REFER TO PRICING REQUEST #2504157 OR INCLUDE A COPY OF THIS PRICING<br>WHEN PLACING YOUR ORDER TO ENSURE YOU RECEIVE THESE PRICES.<br>REFERENCE YOUR DISCOUNT QUOTE #60423<br>\$199 MINIMUM ORDER (AFTER THE DISCOUNT IS APPLIED) PER DELIVERY ADDRESS<br>...FREE SHIPPING UNLESS OTHERWISE NOTED.<br>*****<br>NASCO EDUCATION<br>901 JANESVILLE AVE<br>FORT ATKINSON, WI 53538<br>PH : 800.558.9595<br>FAX : 800.372.1236<br>EMAIL: ORDERS@NASCOEDUCATION.COM |      |     |  |            |           |
| KI06759 M  | 5450 | KT  | CA ONLINE PUBLIC SCHOOLS<br>LBS: 31610.00<br>MINIMUM ORDER OF 504 KITS | 38.50*     | 209825.00 |



901 JANESVILLE AVENUE, FORT ATKINSON, WI 53538  
 Phone: 800-558-9595 Fax: 800-372-1236  
 Website: nascoeducation.com Email: orders@nascoeducation.com

**Pricing Request Number:** 2504157 **Page:** 2 **Date:** March 26, 2025

| Item Number | Qty | U/M | Description | Unit Price | Extended |
|-------------|-----|-----|-------------|------------|----------|
|-------------|-----|-----|-------------|------------|----------|

IMPORTANT: In the event that international tariffs are imposed by the U.S. government, some products or parts manufactured outside the United States may incur a tariff surcharge. If this surcharge applies to your order, you will be notified of any price increase before we process your purchase order.

|                 |          |                     |             |
|-----------------|----------|---------------------|-------------|
| **TOTAL WEIGHT: | 31610.00 | **NET TOTAL         | 209825.00   |
|                 |          | SHIPPING & HANDLING | .00         |
|                 |          | TAX AMOUNT          | 18359.69    |
|                 |          | TOTAL AMOUNT        | \$228184.69 |

\* This pricing request expires 06/17/2025

Delivery approximately 6-8 weeks after order is placed. Free standard ground shipping to one location in the continental US.



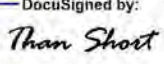
## California Online Public Schools

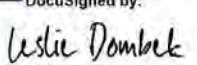
### PURCHASE REQUISITION FORM **THIS IS NOT A PURCHASE ORDER**

|   |                                  |  |
|---|----------------------------------|--|
| Name of Requestor:<br>Than Short                            | Today's Date: 4/22/25            | Date Needed By: 30 Days  |
| Department/ Grade Level: Elem & Middle School               | School Region: All               |  |
| Vendor Name: Nasco  | Vendor Contact Name: Tosha Simao | Vendor Email: <a href="mailto:tsimao@NascoEducation.com">tsimao@NascoEducation.com</a> |
| Vendor Address: 901 Janesville Ave, Fort Atkinson, WI 53538 |                                  |  |

Intent / Usage/ Notes of Purchase:  
**Elementary and Middle School Art Materials**

| Item of Purchase: <i>(add item link, if necessary)</i> | Quantity | Rate:   | Price:              | Notes/ Description: |
|--|----------|---------|---------------------|---------------------|
| Custom Art Kits  | 5450     | \$38.50 | \$209,825           |                     |
| TAX  |          |         | 18,359.69           |                     |
| <b>Total:</b>  |          |         | <b>\$228,184.69</b> |                     |

Requestor Name: Than Short Requestor Signature:  Date: 04/22/2025  
DocuSigned by: F27184528642492...

SPuDs Name: Leslie Dombek SPuDs Signature:  Date: 04/22/2025  
DocuSigned by: D39ED653025C4F5...

**FOR FINANCE DEPARTMENT USE ONLY**

Finance Designee Approval (for budget review):  Date: 04/23/2025  
53EF306EE0DA7E...

Method of Payment: Credit Card  Check  ACH  Purchase Order  Other:

PO#: \_\_\_\_\_ PO# Date Issued: \_\_\_\_\_ Requisition #: \_\_\_\_\_



## California Online Public Schools

### **Purchase Requisition and Approval Process**

1. A purchase requisition must be submitted for all required products or services before any purchase can be made.
2. The requestor completes the purchase requisition and submits it for approval.
3. The requisition goes through an escalating approval flow, starting with the requestor's grade-level principal, director, or superintendent (SPuDs). They have the option to approve, deny, or request additional verification.
4. If one of the SPuDs approves the requisition, it must be emailed to [finance@californiaops.org](mailto:finance@californiaops.org) for further budget approval.
5. The purchase request undergoes budget review and policy checks to ensure compliance.
6. Once the requisition is approved by finance, either:
  - a. The request is processed for payment, and a finance representative will place the order, or
  - b. A purchase order is initiated and sent to the vendor for acceptance and fulfillment.



## 2024-2025 PURCHASE ORDER

**California Online Public Schools**  
33272 Valle Road, San Juan Capistrano, CA 92675  
(949) 461-1667 Phone (949) 240-7895 Fax

|   |   |
|---|---|
| Purchase Order Number: <u>2024 - 25 - 110</u>   | Vendor: <u>MIND Education</u>                     |
| Date: <u>4/25/2025</u>  | Address: <u>5281 California Avenue, Suite 300</u> |
| Vendor Contact Name: <u>Melissa Sullivan</u>  | City: <u>Irvine</u>                               |
| Vendor Phone Number: <u>949-345-6700</u>  | State: <u>CA</u>                                  |
| Vendor Fax Number: _____  | Zip: <u>92617</u>                                 |
| Email P.O. to vendor? <input checked="" type="checkbox"/> Yes <input type="checkbox"/> No |   |
| Vendor Email: <u>msullivan@mindeducation.org</u>  |   |

|   |
|---|
| <b>Requester:</b> <u>Leslie Dombek</u><br><b>Department:</b> <u>Educational Services</u><br><b>Intent/Purpose:</b> <u>ST Math K-8 (supplemental Program)</u><br>Designed by: <u>Leslie Dombek</u> Date: <u>04/25/2025</u><br><b>Signature:</b> _____ <b>Date:</b> _____ |
|---|

| Product/Description   | Sales Quote# | Item# | Cost          | Qty | Total Cost    |
|---|--------------|-------|---------------|-----|---------------|
| Conversion to ST Math Site Subscription (1-150)-Central Coast       | 22020        | -     | \$ 3,500.00   | 1   | \$ 3,500.00   |
| Conversion to ST Math Site Subscription (1-150)-North Bay           | 22020        | -     | \$ 3,500.00   | 1   | \$ 3,500.00   |
| Renew ST Math Site Subscription (1-150 Students) Monterey Bay       | 22020        | -     | \$ 3,500.00   | 1   | \$ 3,500.00   |
| Renew ST Math Site Subscription (151-250 Students) Central Valley   | 22020        | -     | \$ 6,000.00   | 1   | \$ 6,000.00   |
| Renew ST Math Site Subscription (251+ Students) Northern California | 22020        | -     | \$ 12,000.00  | 1   | \$ 12,000.00  |
| Renew ST Math Site Subscription (251+ Students) Southern California | 22020        | -     | \$ 12,000.00  | 1   | \$ 12,000.00  |
| Renewal Discount  | 22020        | -     | \$ (4,200.00) | 1   | \$ (4,200.00) |
| *** See quote details   |              |       |               |     | \$ -          |

|   |   |                    |
|---|---|--------------------|
| Signature for email approval: <u>Daniel Anderson</u> Date: <u>04/29/2025</u><br>Purchaser/Requestor: _____ Date: <u>04/29/2025</u><br>Signed by: <u>[Signature]</u><br>Administrator Approval (required): _____ Date: <u>04/29/2025</u><br>Finance Approval (required): _____ Date: _____ | <b>Order Total</b><br><table border="1" style="margin-left: auto; margin-right: auto;"> <tr> <td style="padding: 5px;"><b>\$36,300.00</b></td> </tr> </table><br><input type="checkbox"/> via email approval (see attached) | <b>\$36,300.00</b> |
| <b>\$36,300.00</b>  |   |                    |



MIND Education  
 5281 California Avenue, Suite 300  
 Irvine, CA 92617  
 949-345-8700  
 866-569-7014  
 www.mindeducation.org

Created Date 2/26/2025  
 Quote Number 00022020  
 Expiration Date 9/1/2025  
 Partnership Manager Melissa Sullivan  
 Partnership Manager Email [msullivan@mindeducation.org](mailto:msullivan@mindeducation.org)  
 Education Success Manager Melissa Sullivan  
 Education Success Manager Email [msullivan@mindeducation.org](mailto:msullivan@mindeducation.org)

Please submit purchase orders:  
 By email: [purchaseorders@mindeducation.org](mailto:purchaseorders@mindeducation.org)  
 By Fax: 1-866-569-7014  
 You can view our technical requirements [here](#).  
 Thank you for being an ST Math partner!

Bill To Name California Online Public Schools - District  
 Bill To 33272 Valle Road  
 SAN JUAN CAP, CA 92675-4842  
 United States

Ship To Name California Online Public Schools - District  
 Ship To 33272 Valle Road  
 SAN JUAN CAP, CA 92675-4842  
 United States

| Product  | Account                              | Quantity | Detail Description  | Total Price  |
|--|--------------------------------------|----------|---|--------------|
| Conversion to ST Math Site Subscription (1-150)    | CA Connections Acdmy - Central Coast | 1.00     | ST Math Site Subscription includes:<br>Annual Software License, one (1) virtual PL offering, Implementation support, ST Math Academy on-demand PL, embedded help and tutorials, software updates, and Tech Support  | USD 3,500.00 |
| Conversion to ST Math Site Subscription (1-150)    | CA Connections Acdmy - North Bay     | 1.00     | ST Math Site Subscription includes:<br>Annual Software License, one (1) virtual PL offering, Implementation support, ST Math Academy on-demand PL, embedded help and tutorials, software updates, and Tech Support  | USD 3,500.00 |
| Renew ST Math Site Subscription (1-150 Students)   | CA Connections Acdmy - Monterey Bay  | 1.00     | Annual Renewal ST Math Site Subscription License:<br>- Annual ST Math Software license for all students, teachers, and administrators (1-150 Students Enrolled)<br>- One (1) Virtual Training<br>- Access to ST Math Academy on-demand professional learning modules<br>- Embedded program help and tutorials<br>- Ongoing Minor Software Updates<br>- Technical Support Via Email and/or Phone                 | USD 3,500.00 |
| Renew ST Math Site Subscription (151-250 Students) | CA Connections Acdmy - Central Vly   | 1.00     | Annual Renewal ST Math Site Subscription License:<br>- Annual ST Math Software license for all students, teachers, and administrators (151-250 Students Enrolled)<br>- One (1) Professional Learning Offering<br>- Access to ST Math Academy on-demand professional learning modules<br>- Embedded program help and tutorials<br>- Ongoing Minor Software Updates<br>- Technical Support Via Email and/or Phone | USD 6,000.00 |



|   |  |      |  |                  |
|---|--|------|--|------------------|
| Renew ST Math Site Subscription (251+ Students) | CA Online Public Schools - Northern California | 1.00 | Annual Renewal ST Math Site Subscription License:<br>- Annual ST Math Software license for all students, teachers, and administrators (251+ Students Enrolled)<br>- One (1) Professional Learning Offering<br>- Access to ST Math Academy on-demand professional learning modules<br>- Embedded program help and tutorials<br>- Ongoing Minor Software Updates<br>- Technical Support Via Email and/or Phone | USD<br>12,000.00 |
| Renew ST Math Site Subscription (251+ Students) | CA Online Public Schools - Southern California | 1.00 | Annual Renewal ST Math Site Subscription License:<br>- Annual ST Math Software license for all students, teachers, and administrators (251+ Students Enrolled)<br>- One (1) Professional Learning Offering<br>- Access to ST Math Academy on-demand professional learning modules<br>- Embedded program help and tutorials<br>- Ongoing Minor Software Updates<br>- Technical Support Via Email and/or Phone | USD<br>12,000.00 |
| Renewal Discount                                |  | 2.00 | DISCOUNT APPROVED BY MIND RENEWALS DEPARTMENT<br>legacy license partner conversion discount  | USD<br>-4,200.00 |
|   |  |      | Subtotal   | USD 36,300.00    |
|   |  |      | Grand Total  | USD 36,300.00    |

*\*Total does not include any applicable sales tax. If you are not tax exempt the final invoice may include sales tax, depending upon your state and local tax regulations. If you are tax exempt, please send a copy of your tax exemption certificate to [remittance@mindeducation.org](mailto:remittance@mindeducation.org) in order to ensure that sales tax is not included on your final invoice.*

Start Date 7/1/2025  
End Date 6/30/2026



## California Online Public Schools

### PURCHASE REQUISITION FORM **THIS IS NOT A PURCHASE ORDER**

|  |  |  |
|--|--|--|
| Name of Requestor:<br>Leslie Dombek  | Today's Date:<br>4/24/25                 | Date Needed By:<br>5/1/25 PO/ 7/1/25 payment |
| Department/ Grade Level:<br>K-8  | School Region:<br>All                    |  |
| Vendor Name:<br>Mind Education   | Vendor Contact Name:<br>Melissa Sullivan | Vendor Email:<br>msullivan@mindeducation.org |
| Vendor Address:<br>MIND Education<br>5281 California Avenue, Suite 300<br>Irvine, CA 92617 |  |  |

Intent / Usage/ Notes of Purchase:

**ST Math- supplemental math program for grades K-8**

| Item of Purchase: <i>(add item link, if necessary)</i> | Quantity: | Price: | Notes/ Description: |
|--|-----------|--------|---------------------|
| ST Math  | 1         | 36300  | K-8 Math support    |
|  |           |        |                     |
|  |           |        |                     |
|  |           |        |                     |
|  |           |        |                     |
|  |           |        |                     |
|  |           |        |                     |
|  |           |        |                     |
| <b>Total:</b>  |           |        |                     |

Requestor Name: Leslie Dombek Requestor Signature: Leslie Dombek Date: 4/24/25

SpuDs Name: [Signature] SpuDs Signature: [Signature] Date: 4-25-25

Dir of Finance Lachelle Carter [Signature] 04/29/2025  
53EF3C0EE6DA47E...

**FOR FINANCE DEPARTMENT USE ONLY**

Method of Payment: Credit Card  Check  ACH  Purchase Order  Other: \_\_\_\_\_

PO#: \_\_\_\_\_ PO# Date Issued: \_\_\_\_\_ Requisition #: \_\_\_\_\_

### **PURCHASE REQUISITION PROCESS**

1. The employee will complete a purchase requisition for the required products or services and submit for approval.
2. The requisition will go through an escalating approval flow, typically starting with the employee's grade level principal, director, or superintendent. They will have the option to approve, deny or request additional verification.
3. The purchase request is subject to budget review and policy checks.
4. If approval is granted, a purchase order process is initiated and sent to a vendor for acceptance and fulfillment.



MIND Education  
 5281 California Avenue, Suite 300  
 Irvine, CA 92617  
 949-345-8700  
 866-569-7014  
 www.mindeducation.org

Created Date 2/26/2025  
 Quote Number 00022020  
 Expiration Date 9/1/2025  
 Partnership Manager Melissa Sullivan  
 Partnership Manager Email [msullivan@mindeducation.org](mailto:msullivan@mindeducation.org)  
 Education Success Manager Melissa Sullivan  
 Education Success Manager Email [msullivan@mindeducation.org](mailto:msullivan@mindeducation.org)

Please submit purchase orders:  
 By email: [purchaseorders@mindeducation.org](mailto:purchaseorders@mindeducation.org)  
 By Fax: 1-866-569-7014  
 You can view our technical requirements [here](#).  
 Thank you for being an ST Math partner!

Bill To Name California Online Public Schools - District  
 Bill To 33272 Valle Road  
 SAN JUAN CAP, CA 92675-4842  
 United States

Ship To Name California Online Public Schools - District  
 Ship To 33272 Valle Road  
 SAN JUAN CAP, CA 92675-4842  
 United States

| Product  | Account                              | Quantity | Detail Description  | Total Price  |
|--|--------------------------------------|----------|---|--------------|
| Conversion to ST Math Site Subscription (1-150)    | CA Connections Acdmy - Central Coast | 1.00     | ST Math Site Subscription includes:<br>Annual Software License, one (1) virtual PL offering, Implementation support, ST Math Academy on-demand PL, embedded help and tutorials, software updates, and Tech Support  | USD 3,500.00 |
| Conversion to ST Math Site Subscription (1-150)    | CA Connections Acdmy - North Bay     | 1.00     | ST Math Site Subscription includes:<br>Annual Software License, one (1) virtual PL offering, Implementation support, ST Math Academy on-demand PL, embedded help and tutorials, software updates, and Tech Support  | USD 3,500.00 |
| Renew ST Math Site Subscription (1-150 Students)   | CA Connections Acdmy - Monterey Bay  | 1.00     | Annual Renewal ST Math Site Subscription License:<br>- Annual ST Math Software license for all students, teachers, and administrators (1-150 Students Enrolled)<br>- One (1) Virtual Training<br>- Access to ST Math Academy on-demand professional learning modules<br>- Embedded program help and tutorials<br>- Ongoing Minor Software Updates<br>- Technical Support Via Email and/or Phone                 | USD 3,500.00 |
| Renew ST Math Site Subscription (151-250 Students) | CA Connections Acdmy - Central Vly   | 1.00     | Annual Renewal ST Math Site Subscription License:<br>- Annual ST Math Software license for all students, teachers, and administrators (151-250 Students Enrolled)<br>- One (1) Professional Learning Offering<br>- Access to ST Math Academy on-demand professional learning modules<br>- Embedded program help and tutorials<br>- Ongoing Minor Software Updates<br>- Technical Support Via Email and/or Phone | USD 6,000.00 |



|   |  |      |  |                  |
|---|--|------|--|------------------|
| Renew ST Math Site Subscription (251+ Students) | CA Online Public Schools - Northern California | 1.00 | <p>Annual Renewal ST Math Site Subscription License:</p> <ul style="list-style-type: none"> <li>- Annual ST Math Software license for all students, teachers, and administrators (251+ Students Enrolled)</li> <li>- One (1) Professional Learning Offering</li> <li>- Access to ST Math Academy on-demand professional learning modules</li> <li>- Embedded program help and tutorials</li> <li>- Ongoing Minor Software Updates</li> <li>- Technical Support Via Email and/or Phone</li> </ul> | USD<br>12,000.00 |
| Renew ST Math Site Subscription (251+ Students) | CA Online Public Schools - Southern California | 1.00 | <p>Annual Renewal ST Math Site Subscription License:</p> <ul style="list-style-type: none"> <li>- Annual ST Math Software license for all students, teachers, and administrators (251+ Students Enrolled)</li> <li>- One (1) Professional Learning Offering</li> <li>- Access to ST Math Academy on-demand professional learning modules</li> <li>- Embedded program help and tutorials</li> <li>- Ongoing Minor Software Updates</li> <li>- Technical Support Via Email and/or Phone</li> </ul> | USD<br>12,000.00 |
| Renewal Discount                                |  | 2.00 | DISCOUNT APPROVED BY MIND RENEWALS DEPARTMENT<br>legacy license partner conversion discount  | USD<br>-4,200.00 |

Subtotal USD 36,300.00  
Grand Total USD 36,300.00

***\*Total does not include any applicable sales tax. If you are not tax exempt the final invoice may include sales tax, depending upon your state and local tax regulations. If you are tax exempt, please send a copy of your tax exemption certificate to [remittance@mindeducation.org](mailto:remittance@mindeducation.org) in order to ensure that sales tax is not included on your final invoice.***

Start Date 7/1/2025  
End Date 6/30/2026



**California Online  
Public Schools**

**2024-2025  
PURCHASE ORDER**

**California Online Public Schools**

33272 Valle Road, San Juan Capistrano, CA 92675  
(949) 461-1667 Phone (949) 240-7895 Fax

|                               |   |                 |                               |
|-------------------------------|---|-----------------|-------------------------------|
| <b>Purchase Order Number:</b> | <u>2024 - 25 - 111</u>  | <b>Vendor:</b>  | <u>Florida Virtual School</u> |
| <b>Date:</b>                  | <u>4/29/2025</u>  | <b>Address:</b> | <u>P.O. Box 737413</u>        |
| <b>Vendor Contact Name:</b>   | <u>Shannon Murphy</u>   | <b>City:</b>    | <u>Dallas</u>                 |
| <b>Vendor Phone Number:</b>   | <u>(407) 212-1866</u>   | <b>State:</b>   | <u>TX</u>                     |
| <b>Vendor Fax Number:</b>     |   | <b>Zip:</b>     | <u>75373-7413</u>             |
| <b>Email P.O. to vendor?</b>  | <input checked="" type="checkbox"/> Yes <input type="checkbox"/> No |                 |                               |
| <b>Vendor Email:</b>          | <u>info@flexpointeducation.com.</u>                                 |                 |                               |

**Requester:** Than Short

**Department:** All Grade bands

**Intent/Purpose:** Flexpoint Curriculum

**DocuSigned by:**  
Than Short 04/29/2025

**Signature:** \_\_\_\_\_ **Date:** \_\_\_\_\_

| Product/Description                         | Sales Quote# | Item # | Cost      | Qty  | Total Cost    |
|---|--------------|--------|-----------|------|---------------|
| Client Hosted Per Student License           | Q-01848      | -      | \$ 172.95 | 2500 | \$ 432,375.00 |
| Client Hosted Per Enrollment License        | Q-01848      | -      | \$ 84.95  | 3000 | \$ 254,850.00 |
| Course Access***See Exhibit(s) for details. | Q-01848      | -      |           | 25   | \$ 7,800.00   |
| *** See attached quote for details          |              |        |           |      | \$ -          |
|   |              |        |           |      | \$ -          |
|   |              |        |           |      | \$ -          |
|   |              |        |           |      | \$ -          |
|   |              |        |           |      | \$ -          |
|   |              |        |           |      | \$ -          |
|   |              |        |           |      | \$ -          |

**DocuSigned by:**

**Signatures (or email approval):** Brian Anderson 04/29/2025 **Order Total** \$695,025.00

**Purchaser/Requester:** \_\_\_\_\_ **Date:** \_\_\_\_\_

**Adminstrator:** Brian Jamero 04/29/2025  via email approval (see attached)

**Finance Approval (required):** \_\_\_\_\_ **Date:** \_\_\_\_\_



**QUOTE**  
This is not an invoice

**Florida Virtual School**  
5422 Carrier Drive, Suite 201  
Orlando, Florida 32819

**Prepared by:**  
Shannon Murphy  
mmurphy@flexpointeducation.com  
(407) 212-1866

**Created Date:** 04/16/2025  
**Expiration Date:** 06/30/2025  
**Quote Number:** Q-01848

**Remit To:**  
Florida Virtual School  
P.O. Box 737413  
Dallas, TX 75373-7413

**Prepared for:**  
Than Short  
tshort@californiaops.org  
(209) 432-9088

**Customer Information:**  
California Online Public Schools  
33272 Valle Rd.  
San Juan Capistrano, California 92675

| Product                              | Quantity | Unit Price | Total Price  | Line Description            |
|--------------------------------------|----------|------------|--------------|-----------------------------|
| Client Hosted Per Student License    | 2,500    | \$172.95   | \$432,375.00 |                             |
| Client Hosted Per Enrollment License | 3,000    | \$84.95    | \$254,850.00 |                             |
| Course Access                        | 25       |            | \$7,800.00   | See Exhibit(s) for details. |

**Grand Total** \$695,025.00

Please make Purchase Order out to Florida Virtual School and send to [info@flexpointeducation.com](mailto:info@flexpointeducation.com).

**IMPORTANT:** Customer agrees to be bound by the terms detailed in this quote and by the Terms and Conditions for Use of Florida Virtual School Licensed Product(s), a copy of which can be found at <https://www.flexpointeducation.com/termsandconditions>. No additional terms shall apply, including but not limited to any set forth in Customer's purchase order, unless Customer and Florida Virtual School have executed a written agreement.



**QUOTE**  
This is not an invoice

**Payment/Pricing Information**

Pricing is exclusive of any applicable sales, use or other similar taxes or duties.

Please make Purchase Order out to Florida Virtual School and send to [info@flexpointeducation.com](mailto:info@flexpointeducation.com). If paying via another method, please contact your FlexPoint representative for an invoice.

Customer is deemed to have accepted this quote and the Terms and Conditions for Use of Florida Virtual School Licensed Product(s) upon Florida Virtual School's receipt and acceptance of Customer's Purchase Order and/or payment.

**License Terms**

Type of License:

- **Per Enrollment:** Under the Per Enrollment License an "enrollment" is defined as a student who has been enrolled in a single course for 14 days or has completed at least 15% of the course, whichever occurs first. Example: A student who is enrolled in 3 courses would be considered 3 enrollments.
- **Per Student:** Under the Student license, a student is defined as a unique - user ID enrolled in an active status in one or more courses for 14 days or that has completed at least 15% of a course, whichever occurs first. If a student is no longer actively enrolled in FlexPoint courses before the renewable term expires, the license cannot be re-used to provide access to another student.

Terms and Restrictions:

- Course materials are NOT included. Please see *Exhibit: External Course Materials* for a list of applicable materials.
- Instruction provided by customer.
- eTeacher's Guides are included. (\*Guides may not be available for all courses)
- Courses may be modified and/or customized by customer.
- Course Customization: Course customization may be defined as, but is not limited in definition to, the combining of course content from two or more FlexPoint or FlexPoint-provided courses. Combination of two or more FlexPoint courses or FlexPoint-provided course content is not allowed in a per enrollment license. Third-party course content provided by FlexPoint, including but not limited to Mawi Learning courses, etc., may not be customized or used in other course customizations. Please contact your FlexPoint representative for more information about possible course customization fees and a list of third-party courses before creating or enrolling students in customized course content.
- **Overages ("Additional Usage"):** Customer is financially responsible for overages. An overage is any enrollment used in excess of the number purchased at the beginning of or during the term of the license. Customer is required to provide all information requested within ten business days of FlexPoint's request for course usage information. If Customer fails to provide the information requested within ten business days, FlexPoint may suspend access to course content until such information is received. Please note that suspension may result in permanent loss of student data.
- Some courses may not be available in this model. Please contact your FlexPoint representative for details.
- Support for the licensed courses is included with annual license fees.
- Customers with a current annual license may be eligible to receive new course versions. Please contact your FlexPoint representative for details.

**IMPORTANT: Customer agrees to be bound by the terms detailed in this quote and by the Terms and Conditions for Use of Florida Virtual School Licensed Product(s), a copy of which can be found at <https://www.flexpointeducation.com/termsandconditions>. No additional terms shall apply, including but not limited to any set forth in Customer's purchase order, unless Customer and Florida Virtual School have executed a written agreement.**



**QUOTE**  
This is not an invoice

Length of Term:

- Licensed Product(s) are an annual renewable license. Customer will have access to utilize the licensed courseware for 12 months from the date access is granted.

**IMPORTANT: Customer agrees to be bound by the terms detailed in this quote and by the Terms and Conditions for Use of Florida Virtual School Licensed Product(s), a copy of which can be found at <https://www.flexpointeducation.com/termsandconditions>. No additional terms shall apply, including but not limited to any set forth in Customer's purchase order, unless Customer and Florida Virtual School have executed a written agreement.**



**QUOTE**  
This is not an invoice

**Exhibit: External Course Materials**

| Course Name        | Vendor      | Material Name | Purchase Information                            | Pricing Information                                    | Required or Optional |
|--------------------|-------------|---------------|---|--|----------------------|
| AP Calculus AB v20 | Study Forge | Study Forge   | Available in the Community Materials Storefront | \$20.60 per student enrollment for a one-year license. | Required             |

**IMPORTANT: Customer agrees to be bound by the terms detailed in this quote and by the Terms and Conditions for Use of Florida Virtual School Licensed Product(s), a copy of which can be found at <https://www.flexpointeducation.com/termsandconditions>. No additional terms shall apply, including but not limited to any set forth in Customer's purchase order, unless Customer and Florida Virtual School have executed a written agreement.**



**QUOTE**  
This is not an invoice

**Exhibit: Client Hosted Course Access**

| Course Name  | Add-ons | Total Price | Line Description |
|--|---------|-------------|------------------|
| Agriscience Foundations I v20 NH Course Access               |         | \$325.00    |                  |
| American Sign Language I v22 NH Course Access                |         | \$325.00    |                  |
| American Sign Language II v19 NH Course Access               |         | \$325.00    |                  |
| AP Calculus AB v20 NH Course Access                          |         | \$325.00    |                  |
| AP Environmental Science v20 NH Course Access                |         | \$325.00    |                  |
| AP Statistics v20 NH Course Access                           |         | \$325.00    |                  |
| Astronomy Solar Galactic v23 NH Course Access                |         | \$325.00    |                  |
| Consumer Mathematics v21 NH Course Access                    |         | \$325.00    |                  |
| Criminal Justice Operations I v22 NH Course Access           |         | \$325.00    |                  |
| Environmental Science v23 NH Course Access                   |         | \$325.00    |                  |
| Introduction to Hospitality and Tourism v21 NH Course Access |         | \$325.00    |                  |
| MS Comprehensive Science I v18 NH Course Access              |         | \$325.00    |                  |
| MS Comprehensive Science II v18 NH Course Access             |         | \$325.00    |                  |
| MS Comprehensive Science III v18 NH Course Access            |         | \$325.00    |                  |
| MS Language Arts I v25 NH Course Access                      |         | \$325.00    |                  |
| MS Language Arts II v24 NH Course Access                     |         | \$325.00    |                  |
| MS Language Arts III v25 NH Course Access                    |         | \$325.00    |                  |
| MS US History v14.3 (CA) NH Course Access                    |         | \$325.00    |                  |
| MS World History I v16 (CA) NH Course Access                 |         | \$325.00    |                  |
| MS World History II v17 (CA) NH Course Access                |         | \$325.00    |                  |
| Theatre, Cinema & Film Production v22 NH Course Access       |         | \$325.00    |                  |
| FlexPoint Education Answer Keys NH Course Access             |         | \$0.00      |                  |

**IMPORTANT: Customer agrees to be bound by the terms detailed in this quote and by the Terms and Conditions for Use of Florida Virtual School Licensed Product(s), a copy of which can be found at <https://www.flexpointeducation.com/termsandconditions>. No additional terms shall apply, including but not limited to any set forth in Customer’s purchase order, unless Customer and Florida Virtual School have executed a written agreement.**



**QUOTE**  
This is not an invoice

**Exhibit: Client Hosted Course Access**

| Course Name  | Add-ons | Total Price | Line Description |
|--|---------|-------------|------------------|
| Elementary Kindergarten Readiness v22 NH Course Access |         | \$325.00    |                  |
| AP Precalculus v24 NH Course Access                    |         | \$325.00    |                  |
| Pre-Calculus v21 NH Course Access                      |         | \$325.00    |                  |

**IMPORTANT:** Customer agrees to be bound by the terms detailed in this quote and by the Terms and Conditions for Use of Florida Virtual School Licensed Product(s), a copy of which can be found at <https://www.flexpointeducation.com/termsandconditions>. No additional terms shall apply, including but not limited to any set forth in Customer's purchase order, unless Customer and Florida Virtual School have executed a written agreement.



California Online  
Public Schools

**PURCHASE REQUISITION FORM**  
**THIS IS NOT A PURCHASE ORDER**

|   |  |   |
|---|--|---|
| <b>Name of Requestor:</b><br>Than Short   | <b>Today's Date:</b> 4/17/25               | <b>Date Needed By:</b> 5/10/25                      |
| <b>Department/ Grade Level:</b><br>Elementary/Middle School/High School                         | <b>School Region:</b> All                  |   |
| <b>Vendor Name:</b> Flexpoint   | <b>Vendor Contact Name:</b> Shannon Murphy | <b>Vendor Email:</b> mmurphy@flexpointeducation.com |
| <b>Vendor Address</b><br>Remit To: Florida Virtual School P.O. Box 737413 Dallas, TX 75373-7413 |  |   |

**Intent / Usage/ Notes of Purchase:**  
25/26 Curriculum

**Elem:** TK  
**MS:** Lang Arts, SS, Sci  
**HS:** AP/Electives/ Math

| Item of Purchase: <i>(add item link, if necessary)</i> | Quantity: | Price:                    | Notes/ Description:   |
|--|-----------|---------------------------|---|
| Client Hosted Per Student License                      | 2500      | \$172.95/<br>\$432,375.00 | Middle School ( Students enrolled in 3 or more courses)       |
| Client Hosted Per Enrollment License                   | 3000      | \$84.95/<br>\$254,850.00  | High School courses - student enrolled in less than 3 courses |
| Course Access  | 25        | \$7800.00                 | Teacher access  |
|  |           |                           |   |
|  |           |                           |   |
| <b>Total:</b>  |           | <b>\$695,025.00</b>       |   |

DocuSigned by:  
**Requestor Name:** Than Short      **Requestor Signature:**      **Date:** 04/25/2025  
727184528642192

DocuSigned by:  
**SPuDs Name:** Leslie Dombek      **SPuDs Signature:**      **Date:** 04/25/2025  
D39E068302dC4F6

**FOR FINANCE DEPARTMENT USE ONLY**

**Finance Designee Approval (for budget review):**      **Date:** 04/29/2025  
D3E1809E2E0A7E

Method of Payment: Credit Card \_\_\_\_\_ Check \_\_\_\_\_ ACH \_\_\_\_\_ Purchase Order \_\_\_\_\_ Other: \_\_\_\_\_

PO#: \_\_\_\_\_ PO# Date Issued: \_\_\_\_\_ Requisition #: \_\_\_\_\_



## California Online Public Schools

### Purchase Requisition and Approval Process

1. A purchase requisition must be submitted for all required products or services before any purchase can be made.
2. The requestor completes the purchase requisition and submits it for approval.
3. The requisition goes through an escalating approval flow, starting with the requestor's grade-level principal, director, or superintendent (SPuDs). They have the option to approve, deny, or request additional verification.
4. If one of the SPuDs approves the requisition, it must be emailed to [finance@californiaops.org](mailto:finance@californiaops.org) for further budget approval.
5. The purchase request undergoes budget review and policy checks to ensure compliance.
6. Once the requisition is approved by finance, either:
  - a. The request is processed for payment, and a finance representative will place the order, or
  - b. A purchase order is initiated and sent to the vendor for acceptance and fulfillment.



## 2024-2025 PURCHASE ORDER

**California Online Public Schools**  
33272 Valle Road, San Juan Capistrano, CA 92675  
(949) 461-1667 Phone (949) 240-7895 Fax

|  |   |
|--|---|
| Purchase Order Number: <u>2024 - 25 - 112</u>                                  | Vendor: <u>Accelerate Education</u>               |
| Date: <u>4/29/2025</u>   | Address: <u>3655 W. Anthem Way Suite A-109237</u> |
| Vendor Contact Name: <u>Paul Gusman</u>  | City: <u>Anthem</u>                               |
| Vendor Phone Number: <u>503-764-9961</u>                                       | State: <u>AZ</u>                                  |
| Vendor Fax Number: _____   | Zip: <u>85066</u>                                 |
| Email P.O. to vendor? <input type="checkbox"/> Yes <input type="checkbox"/> No |   |
| Vendor Email: <u>paulg@accelerate.education.com</u>                            |   |

|  |
|--|
| Requester: <u>Than Short</u>                               |
| Department: <u>Elementary/High School</u>                  |
| Intent/Purpose: <u>Accelerate Curriculum</u>               |
| DocuSigned by:<br>Signature: _____ Date: <u>04/29/2025</u> |

| Product/Description   | Sales Quote# | Item# | Cost        | Qty   | Total Cost    |
|---|--------------|-------|-------------|-------|---------------|
| Canvas Grade 6-12 Per Semester Content<br>Canvas Per Semester Course Enrollments. Includes Content, and Support. Physical Materials not Included. Unused enrollments can roll over to 26-27.  | Q02620       | -     | \$ 23.40    | 27468 | \$ 642,751.20 |
| K-5 Workbooks<br>Physical Workbook prices are Per Semester Course. Includes domestic standard ground shipping. Workbooks are only valid for the current school year as future course updates may necessitate changes to activities, page layouts, etc. Workbooks for ELA, SCI and SS only. Semester A & B K-5 | Q02620       | -     | \$ 25.00    | 16650 | \$ 416,250.00 |
| Canvas K5 Content FT Seat<br>Canvas Full Time Seat Licenses include up to 6 courses / Per Student / Per Semester for the academic school year. Students with more than 6 courses per semester will incur Individual Course fees. Physical Materials not Included. Seats valid from: 8-1-2025 to 6-25-2026     | Q02620       | -     | \$ 268.40   | 2775  | \$ 747,585.00 |
| Year 2+ Virtual Implementation & PD Package (Canvas)<br>Unlimited access to live and on-demand training webinars and resources for administrators and teachers covering course navigation and design and online learning best practices (established programs).   | Q02628 PD    | -     | \$ 1,000.00 | 1     | \$ 1,000.00   |
|   |              |       |             |       | \$ -          |
|   |              |       |             |       | \$ -          |
|   |              |       |             |       | \$ -          |
|   |              |       |             |       | \$ -          |
|   |              |       |             |       | \$ -          |

|  |                                   |
|--|-----------------------------------|
| DocuSigned by:<br>Signatures (2 email approvals):<br>DocuSigned by:<br>UABF-64814244/32<br>Purchaser/Requester Signed by: _____ Date: <u>04/29/2025</u><br>Administrator Signed by: _____ Date: <u>04/29/2025</u><br>Finance Approval (required) _____ Date: _____ | Order Total <b>\$1,807,586.20</b> |
|--|-----------------------------------|

via email approval (see attached)



# QUOTE

**Bill To:**

Leslie Dombek  
 California online public schools  
 33272 Valle Rd  
 San Juan Capistrano, CA

**Submitted By:** Paul Gusman

**Phone:** 503-784-9961  
**Date:** 4/11/2025  
**Expiration:** 5/30/2025  
**Quote #:** Q02620

|       |  |   |          |              |
|-------|--|---|----------|--------------|
| 27468 | Canvas Grade 6-12 Per Semester Content | Canvas Per Semester Course Enrollments. Includes Content, and Support. Physical Materials not Included. Unused enrollments can roll over to 26-27.  | \$23.40  | \$642,751.20 |
| 16650 | K-5 Workbooks                          | Physical Workbook prices are Per Semester Course. Includes domestic standard ground shipping. Workbooks are only valid for the current school year as future course updates may necessitate changes to activities, page layouts, etc.<br><br>Workbooks for ELA, SCI and SS only. Semester A & B K-5 | \$25.00  | \$416,250.00 |
| 2775  | Canvas K5 Content FT Seat              | Canvas Full Time Seat Licenses include up to 6 courses / Per Student / Per Semester for the academic school year. Students with more than 6 courses per semester will incur Individual Course fees. Physical Materials not Included. Seats valid from: 8-1-2025 to 6-25-2026                        | \$269.40 | \$747,585.00 |

| Additional Information   |  |
|--|--|
| - For Per Enrollment courses, each enrollment has a 14-day grace period to drop the student                        |  |
| - Actual Seat usage above the initial pre-purchased amount will be invoiced periodically during the year           |  |
| - Actual Per Enrollment usage above the initial pre-purchased amount will be invoiced periodically during the year |  |
| - For FT Seats, each seat has a 14-day grace period to drop the student  |  |

|              |                       |
|--------------|-----------------------|
| Subtotal     | \$1,806,586.20        |
| Tax          | \$0.00                |
| <b>Total</b> | <b>\$1,806,586.20</b> |

Detailed catalogs and course descriptions of the Licensed Materials listed herein can be accessed at [www.Accelerate.Education](http://www.Accelerate.Education) within the catalogs section of the web site.

Quotation prepared by: Paul Gusman

This is a quotation on the goods named above, subject to the conditions of the signed contract.

To accept this quotation, sign here and return: \_\_\_\_\_  
 Ricdie Romero  
FE9DJ386CFD491



# QUOTE

**Bill To:**

Leslie Dombek  
California online public schools  
33272 Valle Rd  
San Juan Capistrano, CA

**Submitted By:** Paul Gusman

**Phone:** 503-784-9961  
**Date:** 4/16/2025  
**Expiration:** 5/30/2025  
**Quote #:** Q02629 PD

|   |  |   |            |            |
|---|--|---|------------|------------|
| 1 | Year 2+ Virtual Implementation & PD Package (Canvas) | Unlimited access to live and on-demand training webinars and resources for administrators and teachers covering course navigation and design and online learning best practices (established programs). | \$1,000.00 | \$1,000.00 |
|---|--|---|------------|------------|

**Additional Information**

|              |                   |
|--------------|-------------------|
| Subtotal     | \$1,000.00        |
| Tax          | \$0.00            |
| <b>Total</b> | <b>\$1,000.00</b> |

Detailed catalogs and course descriptions of the Licensed Materials listed herein can be accessed at [www.Accelerate.Education](http://www.Accelerate.Education) within the catalogs section of the web site.

Quotation prepared by: Paul Gusman

This is a quotation on the goods named above, subject to the conditions of the signed contract.

To accept this quotation, sign here and return:

Signed by:  
*Richie Romero*

**FIRST AMENDMENT  
TO  
MASTER SERVICES AND LICENSE AGREEMENT**

This FIRST AMENDMENT TO MASTER SERVICES AND LICENSE AGREEMENT (this "1<sup>st</sup> Amendment") dated \_\_\_\_\_ 2025 between Accelerate Education Incorporated and California Online Public Schools.

**RECITALS**

Whereas, ACCELERATE and Customer entered into a Master Services and License Agreement effective as of November 9, 2023 ("Effective Date"); and Whereas, each of the parties now desire to amend the terms of that Agreement.

Now, therefore, the parties hereto hereby agree as follows.

**AGREEMENT**

**1. Amendments to the Agreement**

Exhibit B of the Agreement is hereby amended and restated to read in its entirety as follows:

**Exhibit B  
Pricing and Payment Schedule**

|                               |  |   |                 |            |
|-------------------------------|--|---|-----------------|------------|
| 1                             | Year 2+ Virtual Implementation & PD Package (Canvas) | Unlimited access to live and on-demand training webinars and resources for administrators and teachers covering course navigation and design and online learning best practices (established programs). | \$1,000.00      | \$1,000.00 |
| <b>Additional Information</b> |  |   | <b>Subtotal</b> | \$1,000.00 |
|                               |  |   | <b>Tax</b>      | \$0.00     |
|                               |  |   | <b>Total</b>    | \$1,000.00 |

|       |  |   |          |              |
|-------|--|---|----------|--------------|
| 27468 | Canvas Grade 6-12 Per Semester Content | Canvas Per Semester Course Enrollments. Includes Content and Support. Physical Materials not Included. Unused enrollments can roll over to 26-27.   | \$23.40  | \$642,751.20 |
| 16650 | K-5 Workbooks                          | Physical Workbook prices are Per Semester Course. Includes domestic standard ground shipping. Workbooks are only valid for the current school year as future course updates may necessitate changes to activities, page layouts, etc.<br><br>Workbooks for ELA, SCI and SS only. Semester A & B K-5 | \$25.00  | \$416,250.00 |
| 2775  | Canvas K5 Content FT Seat              | Canvas Full Time Seat Licenses include up to 6 courses / Per Student / Per Semester for the academic school year. Students with more than 6 courses per semester will incur Individual Course fees. Physical Materials not Included. Seats valid from 8-1-2025 to 6-25-2026                         | \$269.40 | \$747,585.00 |

| Additional Information   |
|--|
| - For Per Enrollment courses, each enrollment has a 14-day grace period to drop the student                        |
| - Actual Seat usage above the initial pre-purchased amount will be invoiced periodically during the year           |
| - Actual Per Enrollment usage above the initial pre-purchased amount will be invoiced periodically during the year |
| - For FT Seats, each seat has a 14-day grace period to drop the student  |

|              |                       |
|--------------|-----------------------|
| Subtotal     | \$1,806,586.20        |
| Tax          | \$0.00                |
| <b>Total</b> | <b>\$1,806,586.20</b> |

**2. Miscellaneous**

- (a) The headings contained in this Amendment are for reference purposes only and shall not affect in any way the meaning or interpretation of this Amendment.
- (b) Except as expressly amended and modified by this Amendment, the Agreement shall continue in full force and effect and is hereby ratified and confirmed in all respects.

IN WITNESS WHEREOF, the parties hereto have entered into and signed this Amendment as of the date and year first above written.

**Accelerate Education Incorporated**

By \_\_\_\_\_  
Name: Michael Axtman  
Title: President/CEO  
Date: \_\_\_\_\_

**California Online Public Schools**

Signed by:  
  
By \_\_\_\_\_  
Name: Richie Romero  
Title: Deputy Superintendent  
Date: 04/25/2025



## California Online Public Schools

### PURCHASE REQUISITION FORM **THIS IS NOT A PURCHASE ORDER**

|  |                                  |   |
|--|----------------------------------|---|
| Name of Requestor:<br>Than Short                                     | Today's Date: 4/15/25            | Date Needed By: 5/30/25                     |
| Department/ Grade Level: Elementary/High School                      | School Region: All               |   |
| Vendor Name: Accelerate  | Vendor Contact Name: Paul Gusman | Vendor Email:<br>paulg@accelerate.education |
| Vendor Address: 3655 W. Anthem Way Suite A - 109237 Anthem, AZ 85086 |                                  |   |

Intent / Usage/ Notes of Purchase:  
 Elementary ELA, Sci, SS, PE, ART, Coding  
 High School Catalog for ELA, SS, Multiple Electives/AP

| Item of Purchase: <i>(add item link, if necessary)</i> | Quantity: | Price:                    | Notes/ Description:  |
|--|-----------|---------------------------|--|
| 27468 Canvas Grade 612 Per Semester Content            | 27,468    | \$23.40 /<br>\$642,751.20 | Canvas Per Semester Course Enrollments. Includes Content, and Support. Physical Materials not Included. Unused enrollments can roll over to 26-27.   |
| 16650 K-5 Workbooks                                    | 16,650    | \$25.00/<br>\$416,250.00  | Physical Workbook prices are Per Semester Course. Includes domestic standard ground shipping. Workbooks are only valid for the current school year as future course updates may necessitate changes to activities, page layouts, etc. Workbooks for ELA, SCI and SS only. Semester A & B K-5 |
| 2775 Canvas K5 Content FT Seat                         | 2775      | \$269.40/<br>\$747,585.00 | Canvas Full Time Seat Licenses include up to 6 courses / Per Student / Per Semester for the academic school year. Students with more than 6 courses per semester will incur Individual Course fees. Physical Materials not Included. Seats valid from 8-1-2025 to 6-25-2026                  |
| 1 Year 2+ Virtual Implementation & PD Package (Canvas) | 1         | \$1000.00                 | Unlimited access to live and on-demand training  |

| Item of Purchase: <i>(add item link, if necessary)</i> | Quantity: | Price:                | Notes/ Description:  |
|--|-----------|-----------------------|--|
|  |           |                       | webinars and resources for administrators and teachers covering course navigation and design and online learning best practices (established programs) |
|  |           |                       |  |
|  |           |                       |  |
|  |           |                       |  |
|  |           |                       |  |
| <b>Total:</b>  |           | <b>\$1,807,586.20</b> |  |

Requestor Name: Than Short Requestor Signature:  Date: 04/25/2025

SPuDs Name: Leslie Dombek SPuDs Signature:  Date: 04/25/2025

**FOR FINANCE DEPARTMENT USE ONLY**

Finance Designee Approval (for budget review):  Date: 04/29/2025

Method of Payment: Credit Card  Check  ACH  Purchase Order  Other:

PO#: \_\_\_\_\_ PO# Date Issued: \_\_\_\_\_ Requisition #: \_\_\_\_\_



**California Online  
Public Schools**

**Purchase Requisition and Approval Process**

1. A purchase requisition must be submitted for all required products or services before any purchase can be made.
2. The requestor completes the purchase requisition and submits it for approval.
3. The requisition goes through an escalating approval flow, starting with the requestor's grade-level principal, director, or superintendent (SPuDs). They have the option to approve, deny, or request additional verification.
4. If one of the SPuDs approves the requisition, it must be emailed to [finance@californiaops.org](mailto:finance@californiaops.org) for further budget approval.

5. The purchase request undergoes budget review and policy checks to ensure compliance.
6. Once the requisition is approved by finance, either:
  - a. The request is processed for payment, and a finance representative will place the order, or
  - b. A purchase order is initiated and sent to the vendor for acceptance and fulfillment.



## 2024-2025 PURCHASE ORDER

**California Online Public Schools**  
33272 Valle Road, San Juan Capistrano, CA 92675  
(949) 461-1667 Phone (949) 240-7895 Fax

|   |   |
|---|---|
| Purchase Order Number: <u>2024 - 25 - 114</u>   |   |
| Date: <u>4/28/2025</u>  | Vendor: <u>Vista Higher Learning</u>        |
| Vendor Contact Name: <u>Añuro Castellón</u>   | Address: <u>500 Boylston St, 10th Floor</u> |
| Vendor Phone Number: <u>(600) 268-6311</u>  |   |
| Vendor Fax Number: <u>(617) 426-6215</u>  | City: <u>Boston</u>                         |
| Email P.O. to vendor? <input checked="" type="checkbox"/> Yes <input type="checkbox"/> No | State: <u>MA</u>                            |
| Vendor Email: <u>acastillon@vistahigherlearning.c</u>                                     | Zip: <u>02116-3736</u>                      |

|  |                         |
|--|-------------------------|
| Requester: <u>Than Short</u>                     |                         |
| Department: <u>ELD - Elementary</u>              |                         |
| Intent/Purpose: <u>Elementary ELD Curriculum</u> |                         |
| DocuSigned by:                                   |                         |
| Signature: _____                                 | Date: <u>04/30/2025</u> |
| F271B4528642492                                  |                         |

| Product/Description   | Sales Quote# | Item#             | Cost        | Qty | Total Cost   |
|---|--------------|-------------------|-------------|-----|--------------|
| Bridges 2023 Supersite Plus(v) +OWorkbook(1 year license)                                     | 2504187914   | 978-1-54337-597-8 | \$ 44.95    | 100 | \$ 4,495.00  |
| Connect 2022 Supersite Plus(v) +OWorkbook(1 year license)                                     | 2504187914   | 978-1-54337-627-2 | \$ 38.95    | 85  | \$ 3,395.75  |
| Get Ready 6-12 Prime(1 year license) +<br>Get Reading Supersite Plus(1 year license)          | 2504187914   | 978-1-54337-737-8 | \$ 84.95    | 25  | \$ 2,123.75  |
| Get Ready 1-6 Supersite Plus +<br>OnlWorkbook + Get Reading Supersite<br>Plus(1 year license) | 2504187914   | 978-1-54336-336-6 | \$ 59.95    | 35  | \$ 2,098.25  |
| EL PL Services - Custom Professional<br>Learning - Virtual Session                            | 2504187914   | TRNG1024          | \$ 2,500.00 | 4   | \$ 10,000.00 |
|   |              |                   |             |     | \$ -         |
|   |              |                   |             |     | \$ -         |
|   |              |                   |             |     | \$ -         |

|  |                    |                    |
|--|--------------------|--------------------|
| DocuSigned by: _____<br>Signatures (or email approval): <u>Esther Anderson</u> Date: <u>04/30/2025</u> | <b>Order Total</b> | <b>\$22,112.75</b> |
|--|--------------------|--------------------|

|   |  |
|---|--|
| Purchaser/Requestor: _____<br>Signed by:  Date: <u>05/02/2025</u> | <input type="checkbox"/> via email approval (see attached) |
| Administrator: <u>Denise Jamero</u> Date: <u>05/02/2025</u>       |  |
| Finance Approval (required): _____ Date: _____                    |  |



# COST PROPOSAL

Quote Prepared On April 21, 2025  
 Quote Valid Through October 15, 2025  
 Quote No. 2504187914  
 Version No. 2

| Prepared For  |
|---|
| Thanette Short<br>California Online Public Schools<br>33272 Valle Rd<br>San Juan Capistrano, CA 92675 |

| Prepared By   |
|---|
| Arturo Castellón<br>acastillon@vistahigherlearning.com<br>Vista Higher Learning<br>500 Boylston St, 10 <sup>th</sup> Floor<br>Boston, MA 02116-3736 |

| Bridges 2023 |                   |  |            |             |            |
|--------------|-------------------|--|------------|-------------|------------|
| Qty          | Item Number       | Description  | Unit Price | Total Value | Total Cost |
| 100          | 978-1-54337-597-8 | Bridges 2023 Supersite Plus(v) + OWorkbook(1 year license) | \$44.95    | \$4,495.00  | \$4,495.00 |

| Connect 2022 |                   |  |            |             |            |
|--------------|-------------------|--|------------|-------------|------------|
| Qty          | Item Number       | Description  | Unit Price | Total Value | Total Cost |
| 85           | 978-1-54337-627-2 | Connect 2022 Supersite Plus(v) + OWorkbook(1 year license) | \$39.95    | \$3,395.75  | \$3,395.75 |

| Get Ready |                   |   |            |             |            |
|-----------|-------------------|---|------------|-------------|------------|
| Qty       | Item Number       | Description   | Unit Price | Total Value | Total Cost |
| 25        | 978-1-54337-737-8 | Get Ready 6-12 Prime(1 year license) + Get Reading Supersite Plus(1 year license) | \$84.95    | \$2,123.75  | \$2,123.75 |

| Get Ready Sail / Soar |                   |   |            |             |            |
|-----------------------|-------------------|---|------------|-------------|------------|
| Qty                   | Item Number       | Description   | Unit Price | Total Value | Total Cost |
| 35                    | 978-1-54338-338-6 | Get Ready 1-6 Supersite Plus + OnlWorkbook + Get Reading Supersite Plus(1 year license) | \$59.95    | \$2,098.25  | \$2,098.25 |

| Services EL |             |   |            |             |             |
|-------------|-------------|---|------------|-------------|-------------|
| Qty         | Item Number | Description   | Unit Price | Total Value | Total Cost  |
| 4           | TRNG1024    | EL PL Services - Custom Professional Learning - Virtual Session | \$2,500.00 | \$10,000.00 | \$10,000.00 |

|                              |                    |
|------------------------------|--------------------|
| <b>Total Cost</b>            | <b>\$22,112.75</b> |
| <b>Est. Shipping</b>         | <b>\$0.00</b>      |
| <b>Est. Grand Total Cost</b> | <b>\$22,112.75</b> |

## Ordering Instructions



## COST PROPOSAL

Quote Prepared On April 21, 2025  
 Quote Valid Through October 15, 2025  
 Quote No. 2504187914  
 Version No. 2

- Purchase Orders will be processed upon receipt and will be invoiced for the full “Total Cost” amount as shown above as well as the actual final Shipping charges required for your shipment, where applicable. Please note that the “Est. Shipping” amount shown above is an estimate only and may be different than the final charges applied.
- When submitting your Purchase Order, please be sure to attach:
  - A copy of this Quote
  - If applicable, a copy of your signed and dated tax exemption certificate
- To place your order, please contact Customer Support:

**Vista Higher Learning**  
 500 Boylston Street, 10<sup>th</sup> Floor  
 Boston, MA 02116-3736  
**Email:** [orders@vistahigherlearning.com](mailto:orders@vistahigherlearning.com)  
**Phone:** (800) 269-6311, option 3  
**Fax:** (617) 426-5215

### Terms of Purchase

By accepting a Quote, initiating a Purchase Order to us, entering into a separate agreement with us, and/or ordering online content, you are agreeing to these Terms of Purchase. The Vista Higher Learning Terms of Purchase shall govern all sales of materials and online content and shall supersede any and all terms and conditions attached to your Purchase Orders and/or any other document that you present to Vista Higher Learning, which shall be considered as a confirmation only and the terms and conditions shall in no way amend, prevail over, supplement or supersede any term or condition hereof.

- **Terms of Use:** All sales of Vista Higher Learning materials and online content are expressly made subject to the Vista Higher Learning Terms of Use: [https://www.vhlcentral.com/terms\\_of\\_use](https://www.vhlcentral.com/terms_of_use).
- **Return Policy:** Returns of Vista Higher Learning materials and online content are subject to the Vista Higher Learning Return Policy: <https://vistahigherlearning.com/return-policy>.
- **Tax:** Prices included within this Quote are exclusive of all applicable taxes, which are the responsibility of the Customer. Customer must provide documentation of tax-exempt status, if applicable.
- **Subscription Term:** For digital product license purchases, the duration of access being purchased based on the product license selection outlined in the Quote above will be considered the Subscription Term.
- **Term Dates:** Subscription Terms are aligned to an academic year calendar and will start as of the next upcoming academic year following the receipt of a Purchase Order, unless otherwise requested by Customer. All product licenses will have the same start and end dates aligned with the Subscription Term.
- **Unused Licenses:** All product licenses must be used within the purchased Subscription Term. Unused licenses during the purchased Subscription Term are not refundable or eligible for credit.
- **Licensing Add-ons:** If purchasing additional license quantities and/or licensing level upgrades to be added onto an existing base of product licenses, the additional quantities and/or upgrades will be applied beginning with the currently active Subscription Term, unless otherwise requested by Customer. All product licenses must maintain the same start and end dates aligned with the Subscription Term, with any additional quantities and/or upgrades matching the current expiration date of the existing Subscription Term in place.



## **COST PROPOSAL**

Quote Prepared On April 21, 2025  
Quote Valid Through October 15, 2025  
Quote No. 2504187914  
Version No. 2

**Thank you for your business!**





**California Online  
Public Schools**

**PURCHASE REQUISITION FORM**  
**THIS IS NOT A PURCHASE ORDER**


|  |   |  |
|--|---|--|
| Name of Requestor:<br>Than Short   | Today's Date: 4/18/25                                   | Date Needed By: 30 Days  |
| Department/ Grade Level: EL Elem/Middle School   | School Region: All                                      |  |
| Vendor Name: Vista Higher Learning   | Vendor Contact Name : Kayla Carrasco & Arturo Castillon | Vendor Email: <a href="mailto:kcarrasco@vistahigherlearning.com">kcarrasco@vistahigherlearning.com</a><br><a href="mailto:acastillon@vistahigherlearning.com">acastillon@vistahigherlearning.com</a> |
| Vendor Address:<br>Vista Higher Learning 500 Boylston St, 10th Floor Boston, MA 02116-3736 |   | Quote No. 2504187914   |

Intent / Usage/ Notes of Purchase:  
Elem and Middle School ELD Curriculum

| Item of Purchase: <i>(add item link, if necessary)</i>                                  | Quantity | Rate:     | Price:             | Notes/ Description:                  |
|---|----------|-----------|--------------------|--------------------------------------|
| Bridges 2023 Supersite Plus(v) + OWorkbook(1 year license)                              | 100      | \$44.95   | \$4,495.00         |                                      |
| Connect 2022 Supersite Plus(v) + OWorkbook(1 year license)                              | 85       | \$39.95   | \$3,395.75         |                                      |
| Get Ready 6-12 Prime(1 year license) + Get Reading Supersite Plus(1 year license)       | 25       | \$84.95   | \$2,123.75         |                                      |
| Get Ready 1-6 Supersite Plus + OnlWorkbook + Get Reading Supersite Plus(1 year license) | 35       | \$59.95   | \$2,098.25         |                                      |
| EL PL Services - Custom Professional Learning - Virtual Session                         | 4        | \$2500.00 | \$10,000.00        | 1 Hour for each of the four programs |
| <b>Total:</b>   |          |           | <b>\$22,112.75</b> |                                      |

Requestor Name: Than Short Requestor Signature:  Date: 04/25/2025  
 SPuDs Name: Leslie Dombek SPuDs Signature:  Date: 04/25/2025

**FOR FINANCE DEPARTMENT USE ONLY**

Finance Designee Approval (for budget review):  Date: 05/02/2025

Method of Payment: Credit Card \_\_\_\_\_ Check \_\_\_\_\_ ACH \_\_\_\_\_ Purchase Order \_\_\_\_\_ Other: \_\_\_\_\_

PO#: \_\_\_\_\_ PO# Date Issued: \_\_\_\_\_ Requisition #: \_\_\_\_\_



California Online  
Public Schools

### Purchase Requisition and Approval Process

1. A purchase requisition must be submitted for all required products or services before any purchase can be made.
2. The requestor completes the purchase requisition and submits it for approval.
3. The requisition goes through an escalating approval flow, starting with the requestor's grade-level principal, director, or superintendent (SPuDs). They have the option to approve, deny, or request additional verification.
4. If one of the SPuDs approves the requisition, it must be emailed to [finance@californiaops.org](mailto:finance@californiaops.org) for further budget approval.
5. The purchase request undergoes budget review and policy checks to ensure compliance.
6. Once the requisition is approved by finance, either:
  - a. The request is processed for payment, and a finance representative will place the order, or
  - b. A purchase order is initiated and sent to the vendor for acceptance and fulfillment.



# 2024-2025 PURCHASE ORDER

**California Online Public Schools**  
33272 Valle Road, San Juan Capistrano, CA 92675  
(949) 461-1667 Phone (949) 240-7895 Fax

|                               |   |                 |                           |
|-------------------------------|---|-----------------|---------------------------|
| <b>Purchase Order Number:</b> | <u>2024 - 25 - 117</u>  | <b>Vendor:</b>  | <u>TeachTown</u>          |
| <b>Date:</b>                  | <u>4/30/2025</u>  | <b>Address:</b> | <u>2 Constitution Way</u> |
| <b>Vendor Contact Name:</b>   | <u>Maripat Lawrence</u>   | <b>City:</b>    | <u>Woburn</u>             |
| <b>Vendor Phone Number:</b>   |   | <b>State:</b>   | <u>MA</u>                 |
| <b>Vendor Fax Number:</b>     | <u>(877) 295-8238</u>   | <b>Zip:</b>     | <u>1801</u>               |
| <b>Email P.O. to vendor?</b>  | <input checked="" type="checkbox"/> Yes <input type="checkbox"/> No |                 |                           |
| <b>Vendor Email:</b>          | <u>mlawrence@jigsawlearning.com</u>                                 |                 |                           |

**Requester:** Than Short

**Department:** ST Services

**Intent/Purpose:** Pre-K Curriculum and PD for Alt ED

**DocuSigned by:**  
Than Short 05/01/2025

**Signature:** \_\_\_\_\_ **Date:** \_\_\_\_\_

| Product/Description                                | Sales Quote# | Item #   | Cost        | Qty | Total Cost   |
|--|--------------|----------|-------------|-----|--------------|
| Launch for PreK Student Sub. Essentials Pkg - 2 Yr | 26833        | Software | \$ 329.00   | 120 | \$ 39,480.00 |
| Launch for PreK Virtual Program Training           | 26833        | Services | \$ 1,000.00 | 2   | \$ 2,000.00  |
| TeachTown Virtual Intervention Program Training    | 26833        | Services | \$ 1,000.00 | 1   | \$ 1,000.00  |
|  |              |          |             |     | \$ -         |
|  |              |          |             |     | \$ -         |
|  |              |          |             |     | \$ -         |
|  |              |          |             |     | \$ -         |
|  |              |          |             |     | \$ -         |
|  |              |          |             |     | \$ -         |
|  |              |          |             |     | \$ -         |

**DocuSigned by:**

|  |                    |  |                    |
|--|--------------------|--|--------------------|
| <b>Signatures (for email approval):</b>    |                    | <b>Order Total</b>   | <b>\$42,480.00</b> |
| <u>Eric Anderson</u>                       | <u>05/01/2025</u>  |  |                    |
| <b>Purchaser/Requestor signed by:</b>      | <u>[Signature]</u> |  |                    |
|  | <u>05/02/2025</u>  |  |                    |
| <b>Administrative Approval (required):</b> |                    | <input type="checkbox"/> via email approval (see attached) |                    |
| <u>Denise Jamero</u>                       | <u>05/02/2025</u>  |  |                    |
| <b>Finance Approval (required):</b>        |                    |  |                    |
|  |                    |  |                    |



**Company Address** 2 Constitution Way  
Woburn, MA 01801  
US

**Created Date** 4/30/2025

**Bill To Name** California Online Public Schools  
**Bill To** 33272 Valle Rd  
San Juan Capistrano, CA 92675-4842  
United States

**Order Number** 00026833

**Billing Frequency** Upfront

**Contract Start Date** 7/1/2025

**Net Terms** 30

**Contract End Date** 6/30/2027

**Customer PO Required**

**Term in Months** 24

| Product  | Type     | Contract Start Date | Contract End Date | Annual Sales Price | Quantity | Extended Price |
|--|----------|---------------------|-------------------|--------------------|----------|----------------|
| Launch PreK Student Sub. Essentials Pkg- Qty. 1-500 2 year | Software | 7/1/2025            | 6/30/2027         | USD 329.00         | 60.00    | USD 39,480.00  |
| Launch for PreK Virtual Program Training                   | Services |                     |                   | USD 1,000.00       | 2.00     | USD 2,000.00   |
| TeachTown Virtual Intervention Program Training            | Services |                     |                   | USD 1,000.00       | 1.00     | USD 1,000.00   |

Software Subtotal USD 39,480.00  
 Physical Goods Subtotal USD 0.00  
 Services Subtotal USD 3,000.00  
 Shipping Total USD 0.00  
 Sales Tax Total USD 0.00  
 Grand Total USD 42,480.00

For questions on this order, contact:

**TeachTown Representative** Maripat Lawrence  
**Prepared By** Maripat Lawrence  
**Email** mlawrence@jigsawlearning.com

Student licenses provide access for a single student to all products within a package.

Unless separate invoice and payment terms are specified, TeachTown will issue an invoice in full for the quoted amount upon execution of a purchase order. For any physical goods that are backordered, invoices will be issued when physical goods are shipped. All payment terms are Net 30.





Professional Services must be utilized within twelve (12) months from date of purchase. If the term is longer than twelve (12) months and Professional Services are purchased for additional term years, Professional Services must be used within the term defined.

By signing this Order Form you are agreeing to our Terms of Service:  
<https://web.teachtown.com/terms-of-service/>

**How to place an Order:**

Email: [orders@teachtown.com](mailto:orders@teachtown.com)

Fax: (877) 295-8238

Mall: TeachTown  
2 Constitution Way  
Woburn, MA 01801

Authorized to Sign  
on Behalf of the Org

Quote Acceptance Information:

Signature *Richie Romero*  
Name **Richie Romero**  
Title **Deputy Superintendent**  
Date **04/30/2025**

By signing this quote or by submitting a purchase order in accordance with this quote, you hereby consent to a contractual agreement terminating on the above listed subscription expiration date. You are obligated to adhere to the payment conditions listed within this quote through the entirety of the contractual term





California Online  
Public Schools

**PURCHASE REQUISITION FORM**  
**THIS IS NOT A PURCHASE ORDER**


|   |  |   |
|---|--|---|
| <b>Name of Requestor:</b><br>Than Short                       | <b>Today's Date:</b> 4/18/25                 | <b>Date Needed By:</b> 30 Days                    |
| <b>Department/ Grade Level:</b> St Services                   | <b>School Region:</b> All                    |   |
| <b>Vendor Name:</b> TeachTown                                 | <b>Vendor Contact Name:</b> Maripat Lawrence | <b>Vendor Email:</b> mlawrence@jigsawlearning.com |
| <b>Vendor Address:</b> 2 Constitution Way Woburn, MA 01801 US |  |   |

**Intent / Usage/ Notes of Purchase:**  
St. Services Launch Program

| Item of Purchase: <i>(add item link, if necessary)</i> | Quantity | Rate:     | Price:             | Notes/ Description: |
|--|----------|-----------|--------------------|---------------------|
| Launch for PreK Student Sub. Essentials Pkg - 2 Yr     | 120      | \$329.00  | \$39,480.00        |                     |
| Launch for PreK Virtual Program Training               | 2        | \$1000.00 | \$2000.00          |                     |
| TeachTown Virtual Intervention Program Training        | 1        | \$1000.00 | \$1000.00          |                     |
| <b>Total:</b>  |          |           | <b>\$42,480.00</b> |                     |

**Requestor Name:** Than Short  
**Requestor Signature:**  **Date:** 04/25/2025  
DocuSigned by: Than Short  
**SPuDs Name:** Leslie Dombek  
**SPuDs Signature:**  **Date:** 04/25/2025  
DocuSigned by: Leslie Dombek

**FOR FINANCE DEPARTMENT USE ONLY**

**Finance Designee Approval (for budget review):**  **Date:** 05/02/2025  
DocuSigned by: [Signature]  
**Method of Payment:** Credit Card  Check  ACH  Purchase Order  Other: \_\_\_\_\_  
**PO#:** \_\_\_\_\_ **PO# Date Issued:** \_\_\_\_\_ **Requisition #:** \_\_\_\_\_



## California Online Public Schools

### **Purchase Requisition and Approval Process**

1. A purchase requisition must be submitted for all required products or services before any purchase can be made.
2. The requestor completes the purchase requisition and submits it for approval.
3. The requisition goes through an escalating approval flow, starting with the requestor's grade-level principal, director, or superintendent (SPuDs). They have the option to approve, deny, or request additional verification.
4. If one of the SPuDs approves the requisition, it must be emailed to [finance@californiaops.org](mailto:finance@californiaops.org) for further budget approval.
5. The purchase request undergoes budget review and policy checks to ensure compliance.
6. Once the requisition is approved by finance, either:
  - a. The request is processed for payment, and a finance representative will place the order, or
  - b. A purchase order is initiated and sent to the vendor for acceptance and fulfillment.



## 2024-2025 PURCHASE ORDER

**California Online Public Schools**  
33272 Valle Road, San Juan Capistrano, CA 92675  
(949) 461-1667 Phone (949) 240-7895 Fax

|   |                                 |
|---|---------------------------------|
| Purchase Order Number: <u>2024 - 25 - 118</u>   | Vendor: <u>Edmentum</u>         |
| Date: <u>4/30/2025</u>  | Address: <u>P.O. Box 776725</u> |
| Vendor Contact Name: <u>Malissa Hundley</u>   | City: <u>Chicago</u>            |
| Vendor Phone Number: <u>206.361.5608</u>  | State: <u>IL</u>                |
| Vendor Fax Number: _____  | Zip: <u>60677-6725</u>          |
| Email P.O. to vendor? <input checked="" type="checkbox"/> Yes <input type="checkbox"/> No |                                 |
| Vendor Email: <u>Malissa.Hundley@edmentum.com</u>   |                                 |

Requester: Than Short

Department: Middle and High School

Intent/Purpose: Math/CTE/Electives Curriculum

DocuSigned by:  
*Than Short* Date: 04/30/2025

Signature: \_\_\_\_\_ Date: \_\_\_\_\_

| Product/Description                                      | Sales Quote# | Item# | Cost | Qty  | Total Cost |
|--|--------------|-------|------|------|------------|
| Apex Learning Courses: Unlimited enrollment subscription | Q-684488     | -     |      | 5000 | \$ -       |
| Courseware: HS CTE Library - Program License             | Q-684488     | -     |      | 3500 | \$ -       |
| Carone Learning: User Enrollment Subscription            | Q-684488     | -     |      | 4200 | \$ -       |
| Courseware: HS Electives Library - Program License       | Q-684488     | -     |      | 4000 | \$ -       |
| Courseware: Math Library - Program License               | Q-684488     | -     |      | 2500 | \$ -       |
| Customer Success Services                                | Q-684488     | -     |      | 1    | \$ -       |
|  |              |       |      |      | \$ -       |
|  |              |       |      |      | \$ -       |

|  |  |
|--|--|
| DocuSigned by:<br>Signatures (for email approval):<br>Purchaser/Requestor: <i>Diana Anderson</i> Date: <u>04/30/2025</u><br>Administrator Approval (required): <i>Demic Jamero</i> Date: <u>05/01/2025</u><br>Finance Approval (required): _____ Date: _____ | Order Total <span style="border: 1px solid black; padding: 2px;">\$957,275.00</span> |
|--|--|

via email approval (see attached)



Date: 04/22/2025  
 Order Number: Q-694489  
 Revision: 1  
 Order Form Expiration Date: 06/30/2025

ORDER FORM

Customer and Billing Address

Customer No.: 737224  
 Customer Name: California Online Public Schools  
 Billing Address: 33272 Valle Road  
 San Juan Capistrano, CA 92675

Products and Services

California Online Academy

| Products   | Qty  | License Start Date | License End Date | License Term (Months) |
|--|------|--------------------|------------------|-----------------------|
| Apex Learning Courses: Unlimited enrollment subscription | 5000 | 07/01/2025         | 06/30/2026       | 12                    |
| Courseware: HS CTE Library - Program License             | 3500 | 07/01/2025         | 06/30/2026       | 12                    |
| Carone Learning: User Enrollment Subscription            | 4200 | 07/01/2025         | 06/30/2026       | 12                    |
| Courseware: HS Electives Library - Program License       | 4000 | 07/01/2025         | 06/30/2026       | 12                    |
| Courseware: Math Library - Program License               | 2500 | 07/01/2025         | 06/30/2026       | 12                    |
| Customer Success Services                                | 1    | 07/01/2025         | 06/30/2026       | 12                    |

California Online Academy Subtotal: \$957,275.00

Total US Funds: \$957,275.00

This Order shall have an effective date ("Effective Date") which is the earlier of (a) the date we accept your signed Order Form or (b) the initial License Start Date, if any, applicable to the products listed in the order summary above ("Order Summary") and shall remain in effect through the end of the Term.

To the extent this Order includes Purchases of Enrollment Products, they are governed by the terms and conditions listed in Appendix A. For all other products, unless otherwise specified in the Order Summary, the Start Date for your software subscription license(s) will be the date on which we have accepted your order and have issued log-in credentials. In the case of a purchase for multiple successive subscription licenses, the Start Date for each successive subscription will be the day immediately following the License Term expiration of the preceding license subscription.

\*\*\* Services purchased are valid for an annual term. Any service offering that is not used during the applicable term will expire and cannot be carried over or used in subsequent periods.

Taxes

Prices shown above do not include any state and local taxes that may apply. Any such taxes are the responsibility of the Customer and will appear on the final invoice. If the contracting entity is exempt from sales tax, please send the applicable tax exemption certificate to [orders@edmentum.com](mailto:orders@edmentum.com) or attach the certificate to this order form in the Signature section. We reserve the right to pursue collections

Edmentum | P.O. Box 776725 | Chicago, IL 60677-6725 | [www.edmentum.com](http://www.edmentum.com)





Date: 04/22/2025  
 Order Number: Q-694489  
 Revision: 1  
 Order Form Expiration Date: 06/30/2025

ORDER FORM

to the fullest extent permitted by law for sales taxes that have been charged on invoices submitted prior to our receipt of a valid tax exemption certificate.

**Invoicing and Payment Terms**

The full amount of your Order will be invoiced on the Effective Date or in accordance with the payment schedule shown below, if any.

You agree to pay all invoices within 15 days of receipt. Although we will generally not invoice you until after you enroll, use, or access, we reserve the right to immediately invoice you for any services you purchase.

| Payment Due Date | Amount       |
|------------------|--------------|
| 05/30/2025       | \$957,275.00 |

**Terms and Conditions**

For the purposes of this Order Form, "you" and "your" refer to Customer, and "we", "us" and "our" refer to Edmentum Inc. and affiliates.

This Order Form and any documents it incorporates (including the Standard Purchase and License Terms located at <http://www.edmentum.com/standardterms> and the documents it references) form the entire agreement between you and us ("Agreement"). You acknowledge that any terms and conditions in your purchase order or any other documents you provide that enhance our obligations or restrictions or contradict the Agreement do not have force and effect. If this Agreement includes Professional Services, they are more fully described herein, in the Standard Terms and/or on an attached Statement of Work.

**Purchase Order**

This Agreement is non-cancellable. You will submit a purchase order to us for the full amount of this Order Form or, if applicable, for the amount listed on the first payment due date in Invoicing and Payment Terms, followed by additional purchase orders according to the Invoicing and Payment Terms. Your Order will not be scheduled for delivery until a conforming purchase order referencing this Order Form is submitted.

To the extent applicable, you will submit additional purchase orders ("Subsequent Purchase Orders") within ten (10) days of our notice to you that your Enrollment Products Purchases, in the aggregate, have exceeded the amount identified in the Initial Purchase Order for such products. If we waive a Subsequent Purchase Order requirement, you agree to pay the amounts identified on our invoice.

**Acceptance**

This offer will expire on the Order Form Expiration Date noted above unless we earlier withdraw or extend the offer in writing.

I represent that I have read the terms and conditions included in this Agreement, that I am authorized to accept this offer and the Agreement's terms and conditions on behalf of the customer identified above and that I do accept this offer on behalf of the customer who agrees to adhere to the Agreement's terms and conditions. To the extent that either parties process does not require that I execute this Order Form, I accept, acknowledge and agree to the terms and conditions identified in and referenced in this Agreement as signified by my receipt, use or access of the products and/or services identified.

**Invoice Contact Information – Please Provide Your Finance Dept Contact Information**

Edmentum | P.O. Box 776725 | Chicago, IL 60677-6725 | [www.edmentum.com](http://www.edmentum.com)





Date: 04/22/2025  
Order Number: Q-694489  
Revision: 1  
Order Form Expiration Date: 06/30/2025

ORDER FORM

First Name:

Last Name:

Email Address:

Signed by:

*Richie Romero*

Customer Signature

EE911386CE-11481

Name (Printed or Typed) Richie Romero

Title Deputy Superintendent

Date 04/29/2025

Edmentum | P.O. Box 776725 | Chicago, IL 60677-6725 | www.edmentum.com





## California Online Public Schools

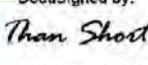
### PURCHASE REQUISITION FORM **THIS IS NOT A PURCHASE ORDER**

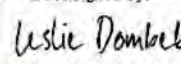
|   |   |   |
|---|---|---|
| Name of Requestor:<br>Than Short                                      | Today's Date: 4/28/25                                   | Date Needed By: 6/30/25   |
| Department/ Grade Level: Middle/High School                           | School Region: All                                      |   |
| Vendor Name: Edmentum   | Vendor Contact Name: Malissa Hundley, Beck Simon-Burton | Vendor Email:<br><a href="mailto:Malissa.Hundley@edmentum.com">Malissa.Hundley@edmentum.com</a><br><a href="mailto:Beck.Simon-Burton@edmentum.com">Beck.Simon-Burton@edmentum.com</a> |
| Vendor Address<br>Edmentum   P.O. Box 776725   Chicago, IL 60677-6725 |   |   |

Intent / Usage/ Notes of Purchase:  
25/26 Curriculum


MS: Math  
HS: Electives, Math, AP

| Item of Purchase: <i>(add item link, if necessary)</i>   | Quantity: | Price:              | Notes/ Description: |
|--|-----------|---------------------|---------------------|
| Apex Learning Courses: Unlimited enrollment subscription | 5000      |                     | 7/1/25 - 6/30/26    |
| Courseware: HS CTE Library - Program License             | 3500      |                     | 7/1/25 - 6/30/26    |
| Carone Learning: User Enrollment Subscription            | 4200      |                     | 7/1/25 - 6/30/26    |
| Courseware: HS Electives Library - Program License       | 4000      |                     | 7/1/25 - 6/30/26    |
| Courseware: Math Library - Program License               | 2500      |                     | 7/1/25 - 6/30/26    |
| Customer Success Services                                | 1         |                     | 7/1/25 - 6/30/26    |
| <b>Total:</b>  |           | <b>\$957,275.00</b> |                     |

Requestor Name: Than Short      Requestor Signature:       Date: 04/28/2025

SPuDs Name: Leslie Dombek      SPuDs Signature:       Date: 04/28/2025

#### FOR FINANCE DEPARTMENT USE ONLY

Finance Designee Approval (for budget review):       Date: 05/01/2025

Method of Payment:    Credit Card     Check     ACH     Purchase Order     Other:

PO#: \_\_\_\_\_      PO# Date Issued: \_\_\_\_\_      Requisition #: \_\_\_\_\_



## California Online Public Schools

### Purchase Requisition and Approval Process

1. A purchase requisition must be submitted for all required products or services before any purchase can be made.
2. The requestor completes the purchase requisition and submits it for approval.
3. The requisition goes through an escalating approval flow, starting with the requestor's grade-level principal, director, or superintendent (SPuDs). They have the option to approve, deny, or request additional verification.
4. If one of the SPuDs approves the requisition, it must be emailed to [finance@californiaops.org](mailto:finance@californiaops.org) for further budget approval.
5. The purchase request undergoes budget review and policy checks to ensure compliance.
6. Once the requisition is approved by finance, either:
  - a. The request is processed for payment, and a finance representative will place the order, or
  - b. A purchase order is initiated and sent to the vendor for acceptance and fulfillment.



## 2024-2025 PURCHASE ORDER

**California Online Public Schools**  
33272 Valle Road, San Juan Capistrano, CA 92675  
(949) 461-1667 Phone (949) 240-7895 Fax

|   |                                      |
|---|--------------------------------------|
| Purchase Order Number: <u>2024 - 25 - 119</u>   | Vendor: <u>Curriculum Associates</u> |
| Date: <u>5/2/2025</u>   | Address: <u>153 Rangeway Road</u>    |
| Vendor Contact Name: <u>David Kootman</u>   | City: <u>North Billerica</u>         |
| Vendor Phone Number: <u>(760) 521-8055</u>  | State: <u>MA</u>                     |
| Vendor Fax Number: _____  | Zip: <u>01862-2013</u>               |
| Email P.O. to vendor? <input checked="" type="checkbox"/> Yes <input type="checkbox"/> No |                                      |
| Vendor Email: <u>Orders@calinc.com -dkootman@calinc.com</u>                               |                                      |

|   |
|---|
| <b>Requester:</b> <u>Than Short</u><br><b>Department:</b> <u>Elem, Middle School, St Services</u><br><b>Intent/Purpose:</b> <u>K-8 Benchmark Assessments and St. Services Support Program</u><br><b>Signature:</b> <u><i>Than Short</i></u> <span style="float: right;"><b>Date:</b> <u>05/02/2025</u></span><br><small>E: 714-427-9670</small> |
|---|

| Product/Description  | Sales Quote# | Item# | Cost     | Qty  | Total Cost   |
|--|--------------|-------|----------|------|--------------|
| i-Ready Assessment Math Per Student License 1 Year   | 412052       | 13086 | \$ 6.40  | 5100 | \$ 32,640.00 |
| i-Ready Personalized Instruction Add On Math and Reading Virtual School Per Student License 1 Year | 412052       | 33838 | \$ 26.50 | 3183 | \$ 84,348.50 |
| i-Ready Assessment Reading Per Student License 1 Year  | 412052       | 13086 | \$ 6.40  | 5100 | \$ 32,640.00 |
| Teacher Toolbox Access Math and Reading Virtual School Per Student 1 Year                          | 412052       | 31276 | \$ 10.20 | 1200 | \$ 12,240.00 |
|  |              |       |          |      | \$ -         |
|  |              |       |          |      | \$ -         |
|  |              |       |          |      | \$ -         |
|  |              |       |          |      | \$ -         |
|  |              |       |          |      | \$ -         |

|  |   |
|--|---|
| DocuSigned by: _____<br>Signature (for email approval) <u><i>Daniel Anderson</i></u> <span style="float: right;"><b>Date:</b> <u>05/02/2025</u></span><br>DocuSigned by: _____<br>Purchaser/Requestor <u><i>[Signature]</i></u> <span style="float: right;"><b>Date:</b> <u>05/02/2025</u></span><br>Signed by: _____<br>Administrator Approval (required) <u><i>Demic Jamiro</i></u> <span style="float: right;"><b>Date:</b> <u>05/02/2025</u></span><br>Finance Approval (required) _____ <span style="float: right;"><b>Date:</b> _____</span> | <b>Order Total</b><br><span style="border: 1px solid black; padding: 5px; display: inline-block;">\$161,869.50</span> |
|--|---|

via email approval (see attached)

# Curriculum Associates®

Quote ID: 412052.4    Date: 4/24/2025    Quote Valid through: 12/31/2025

**Prepared For:**  
 Than Short  
 CA Online Pub Schs-S Cali  
 33272 Valle Rd,  
 San Juan Capo, CA 92675  
 tshort@californiaops.org  
 (949) 461-1667

**Your Representative:**  
 David Kootman  
 (760) 521-6055  
 dkootman@cainc.com

**i-Ready**

| Product Name   | Item #  | Qty  | List Price | Net Price | Total               |
|--|---------|------|------------|-----------|---------------------|
| i-Ready Assessment Math Per Student License 1 Year   | 13086.0 | 5100 | \$8.00     | \$6.40    | \$32,640.00         |
| i-Ready Personalized Instruction Add On Math and Reading Virtual School Per Student License 1 Year | 33839.0 | 3183 | \$26.50    | \$26.50   | \$84,349.50         |
| i-Ready Assessment Reading Per Student License 1 Year  | 13088.0 | 5100 | \$8.00     | \$6.40    | \$32,640.00         |
| <b>i-Ready Subtotal:</b>   |         |      |            |           | <b>\$149,629.50</b> |

**Toolbox**

| Product Name  | Item #  | Qty  | List Price | Net Price | Total              |
|---|---------|------|------------|-----------|--------------------|
| Teacher Toolbox Access Math and Reading Virtual School Per Student 1 Year | 31278.0 | 1200 | \$12.00    | \$10.20   | \$12,240.00        |
| <b>Toolbox Subtotal:</b>  |         |      |            |           | <b>\$12,240.00</b> |

**Total**

|  |                            |                     |
|--|----------------------------|---------------------|
|  | <b>List Total:</b>         | <b>\$180,349.50</b> |
|  | <b>Savings:</b>            | <b>\$18,480.00</b>  |
|  | <b>Merchandise Total:</b>  | <b>\$161,869.50</b> |
|  | <b>Voucher/Credit:</b>     | <b>\$0.00</b>       |
|  | <b>Estimated Tax:</b>      | <b>\$0.00</b>       |
|  | <b>Estimated Shipping:</b> | <b>\$0.00</b>       |
|  | <b>Total:</b>              | <b>\$161,869.50</b> |

**Special Notes**

20% discount applied to i-Ready based on scope of quote.  
 15% i-Ready Partnership Discount applied to Toolbox contingent upon purchase of i-Ready.  
 All i-Ready purchases require professional learning.  
 Please make PO out to Curriculum Associates.

F.O.B.: N. Billerica, MA 01862  
 Shipping: Shipping based on MDSE total  
 Terms: Net 30 days, pending credit approval  
 Fed. ID: #26-3954988

**Please submit this quote with your purchase order**

N1

# Curriculum Associates

## Notice for Usage of Teacher Toolbox Materials

Thank you for your interest in Teacher Toolbox! Teacher Toolbox is a digital collection of instructional materials, designed to support teachers in delivering research-based instruction, remediation, and enrichment to students in Grades K–8.

Your Teacher Toolbox subscription provides access to Teacher Toolbox content for Grades K–8. During this time, educators may use Teacher Toolbox materials during whole class and small group instruction, for individual assignments, and may post student-facing Teacher Toolbox PDFs on a password-protected learning management system (LMS). Please be aware that files expire on June 30 of each year for purposes of Teacher Toolbox maintenance and updates. If you add files to an LMS, this expiration date may require that you re-load these files after this date.

# Curriculum Associates

## Placing an Order

**Email:** [Orders@cainc.com](mailto:Orders@cainc.com)

**Fax:** 1-800-366-1158

**Mail:**

ATTN: CUSTOMER SERVICE DEPT.

Curriculum Associates LLC

153 Rangeway Rd

North Billerica, MA 01862-2013

Please visit [CurriculumAssociates.com](http://CurriculumAssociates.com) for more information about placing orders or contact CA's customer service department (1-800-225-0248) and reference quote number for questions.

Please attach quote to all signed purchase orders.

If tax exempt, please submit a valid exemption certificate with PO and quote in order to avoid processing delays. Exemption certificates can also be submitted to [exempt@cainc.com](mailto:exempt@cainc.com).

## Shipping Policy

Unless otherwise noted, shipping costs are calculated as follows:

| Order Amount          | Freight Amount        |
|-----------------------|-----------------------|
| \$74.99 or less       | Max charge of \$12.75 |
| \$75.00 to \$999.99   | 12% of order          |
| \$1,000 to \$4,999.99 | 10% of order          |

| Order Amount              | Freight Amount |
|---------------------------|----------------|
| \$5,000.00 to \$99,999.99 | 9% of order    |
| \$100,000 and more        | 7% of order    |

Please contact your local CA representative or customer service (1-800-225-0248) for expedited shipping rates. The weight limit for an expedited order is 500lbs.

The enhanced shipping and handling services listed below are available upon request subject to the availability of our carrier partners. Please notify us of these delivery requests prior to submitting your PO so that we can include the service on your quote appropriately:

- White Glove Delivery Service \$500/shipment location

If our carrier partners are unable to deliver to the location instructed on the PO or you need to change the time or location of delivery, one or more of the following fees may be applicable:

- Delivery Address Change \$400/shipment location
- Freight Storage \$600 /shipment location
- Freight Carrier Redelivery \$100/pallet

Unless otherwise expressly indicated, the shipping terms for all deliveries is FOB CA's Shipping Point (whether to a CA or third party facility). Risk of loss and title is passed to purchaser upon transfer of the goods to carrier, standard shipping charges (listed above) are added to the invoice or included in the unit price unless otherwise specified.

Supply chain challenges outside of Curriculum Associates' control may impact inventory availability for print product. We recommend submission of purchase orders as soon as possible to help ensure timely delivery.

## Payment Terms

Payment terms are as follows:

- With credit approval: Net 30 days
- Without credit approval: payment in full at time of order
- Accounts must be current before subsequent shipments are made

To ensure payment processing is timely and environmentally conscious, CA encourages ACH payments. If you would like to pay via ACH, please request remittance information by emailing [AR@cainc.com](mailto:AR@cainc.com).

Please send any payment notifications to [payments@cainc.com](mailto:payments@cainc.com). Credit card payments are only accepted for purchases under \$50,000.

## Invoice Receipt Preference

CA is pleased to offer electronic invoice delivery. Electronic invoice delivery allows CA to deliver your invoice in a timely and environmentally friendly manner. To request electronic invoice delivery please contact the CA Accounts Receivable team at [invoices@cainc.com](mailto:invoices@cainc.com) or by fax (1-800-366-1158). Please reference your quote number, provide a valid email address where the invoice should be directed, and indicate you would like to opt into electronic invoice delivery.

## Terms of Service

Customer's use of i-Ready® shall be subject to the i-Ready Terms and Conditions of Use, which can be found at [i-ready.com/support](http://i-ready.com/support). Customer's professional-learning sessions will expire two years following the date of your purchase order or the implementation year noted on your quote, whichever comes first and are subject to the Professional Learning Terms of Service, which can be found at [i-ready.com/support](http://i-ready.com/support).

## Return Policy

For any non-print products - your subscription may be terminated and you may request a pro-rata refund for unused services within 90 days of license start date. For Professional Learning services, you may request a refund for unused services within 90 days of purchase date. After 90 days, your non-print products and Professional Learning purchase shall be final and no refunds are available. Except for materials sold on a non-refundable basis, purchaser may return, at purchaser risk and expense, purchased print materials with pre-approval from CA's Customer Service department within 12 months of purchase. Please examine your order upon receipt. Before returning material, call CA's Customer Service department (1-800-225-0248 option 2) for return authorization and documentation. When returning material, please include your return authorization number and the return form that will be provided to you by CA's Return department. We do not accept returns on unused i-Ready or Toolbox licenses®, materials that have been used and/or are not in "saleable condition," and individual components of kits or sets including but not limited to BRIGANCE® Kits, Ready® student and teacher sets, Ready Classroom® student and teacher sets, and Magnetic Reading classroom kits.




## California Online Public Schools


### PURCHASE REQUISITION FORM **THIS IS NOT A PURCHASE ORDER**

|   |  |  |
|---|--|--|
| Name of Requestor:<br>Than Short  | Today's Date: 4/24/25                            | Date Needed By: 5/31/25                                    |
| Department/ Grade Level: Elementary and Middle School                                   | School Region: All                               |  |
| Vendor Name: Curriculum Associates  | Vendor Contact Name: David Kootman/Heather Scott | Vendor Email: dkootman@cainc.com<br>HeatherScott@cainc.com |
| Vendor Address: Curriculum Associates, 153 Rangeway Road, North Billerica MA 01862-2013 |  | QUOTE # 412052.4   |


Intent / Usage/ Notes of Purchase:  
**Elementary and Middles School Assessment and SISP**

| Item of Purchase: <i>(add item link, if necessary)</i>   | Quantity | Rate:   | Price:              | Notes/ Description: |
|--|----------|---------|---------------------|---------------------|
| i-Ready Assessment Math Per Student License 1 Year   | 5100     | \$6.40  | \$32,640.00         |                     |
| i-Ready Personalized Instruction Add On Math and Reading Virtual School Per Student License 1 Year | 3183     | \$26.50 | \$84,349.50         |                     |
| i-Ready Assessment Reading Per Student License 1 Year  | 5100     | \$6.40  | \$32,640.00         |                     |
| Teacher Toolbox Access Math and Reading Virtual School Per Student 1 Year                          | 1200     | 10.20   | \$12,240.00         |                     |
| <b>Total:</b>  |          |         | <b>\$161,869.50</b> |                     |

Requestor Name: Than Short      Requestor Signature:       Date: 04/28/2025

SPuDs Name: Leslie Dombek      SPuDs Signature:       Date: 04/28/2025

#### FOR FINANCE DEPARTMENT USE ONLY

Finance Designee Approval (for budget review):       Date: 05/02/2025

Method of Payment:    Credit Card     Check     ACH     Purchase Order     Other:

PO#: \_\_\_\_\_      PO# Date Issued: \_\_\_\_\_      Requisition #: \_\_\_\_\_



## California Online Public Schools

### Purchase Requisition and Approval Process

1. A purchase requisition must be submitted for all required products or services before any purchase can be made.
2. The requestor completes the purchase requisition and submits it for approval.
3. The requisition goes through an escalating approval flow, starting with the requestor's grade-level principal, director, or superintendent (SPuDs). They have the option to approve, deny, or request additional verification.
4. If one of the SPuDs approves the requisition, it must be emailed to [finance@californiaops.org](mailto:finance@californiaops.org) for further budget approval.
5. The purchase request undergoes budget review and policy checks to ensure compliance.
6. Once the requisition is approved by finance, either:
  - a. The request is processed for payment, and a finance representative will place the order, or
  - b. A purchase order is initiated and sent to the vendor for acceptance and fulfillment.



California Online  
Public Schools

## 2024-2025 PURCHASE ORDER

**California Online Public Schools**

33272 Valle Road, San Juan Capistrano, CA 92675

(949) 461-1667 Phone (949) 240-7895 Fax

Purchase Order Number: 2024 - 25 - 120

Date: 5/2/2025

Vendor Contact Name: Sarah Bourgeois

Vendor Phone Number: 949.229.8477

Vendor Fax Number: \_\_\_\_\_

Email P.O. to vendor?  Yes  No

Vendor Email: sarahb@ixl.com

Vendor: IXL Learning

Address: 777 Mariners Island Blvd., Suite 600

City: San Mateo

State: CA

Zip: 94404

|                        |   |              |            |
|------------------------|---|--------------|------------|
| <b>Requester:</b>      | Than Short                                |              |            |
| <b>Department:</b>     | All Grade Bands                           |              |            |
| <b>Intent/Purpose:</b> | SISP and High School Benchmark Assessment |              |            |
| <b>Signature:</b>      | DocuSigned by:<br><br>Than Short          | <b>Date:</b> | 05/02/2025 |

| Product/Description   | Sales Quote# | Item# | Cost        | Qty  | Total Cost    |
|---|--------------|-------|-------------|------|---------------|
| IXL site license, including:<br>Grades PK-12<br>Subjects: Math, ELA, Science, and Social studies<br>September 27, 2025 - September 27, 2026 | 1405262-1    | -     | \$ 24.75    | 5125 | \$ 126,643.75 |
| Grades 9-12<br>Subjects: Math and ELA   | 1405262-1    | -     | \$ 16.75    | 5000 | \$ 83,750.00  |
| Services: IXL Power-up PD Package - 50-200 attendees  | 1405262-1    | -     | \$ 2,485.00 | 1    | \$ 2,485.00   |
|   |              |       |             |      | \$ -          |
|   |              |       |             |      | \$ -          |
|   |              |       |             |      | \$ -          |
|   |              |       |             |      | \$ -          |
|   |              |       |             |      | \$ -          |
|   |              |       |             |      | \$ -          |

DocuSigned by: \_\_\_\_\_

|  |                          |                                   |
|--|--------------------------|-----------------------------------|
| Signatures (to be made): <u>[Signature]</u> <u>05/02/2025</u><br>Purchaser Requester: <u>[Signature]</u> <u>05/02/2025</u><br>Administrator: <u>[Signature]</u> <u>05/02/2025</u><br>Finance Approval (required): _____ Date _____ | <input type="checkbox"/> | via email approval (see attached) |
|--|--------------------------|-----------------------------------|

**Order Total**      **\$223,088.75**



# RENEWAL QUOTE

IXL Learning  
 777 Mariners Island Blvd., Suite 600  
 San Mateo, CA 94404

QUOTE # 1405262-1  
 DATE: APRIL 30, 2025

**TO:**  
 Leslie Dombek  
 California Online Public Schools - Capistrano  
 33272 VALLE RD  
 SAN JUAN CAPO, CA 92675

**COMMENTS OR SPECIAL INSTRUCTIONS**

| SALESPERSON     | ACCOUNT #   | RENEWAL PERIOD                          | QUOTE VALID UNTIL  |
|-----------------|-------------|---|--------------------|
| Sarah Bourgeois | A23-4956965 | September 27, 2025 - September 27, 2026 | September 27, 2025 |

| SUBSCRIPTIONS  | QUANTITY | LIST UNIT PRICE | NET PRICE    |
|--|----------|-----------------|--------------|
| IXL site license, including:                                     |          |                 |              |
| Grades PK-12<br>Subjects: Math, ELA, Science, and Social studies | 5125     | \$24.75         | \$126,843.75 |
| Grades 9-12<br>Subjects: Math and ELA                            | 5000     | \$18.75         | \$93,750.00  |
|  |          | Total Price     | \$220,593.75 |

| SERVICES                                   | QUANTITY | LIST UNIT PRICE | NET PRICE  |
|--|----------|-----------------|------------|
| IXL Power-up PD Package - 50-200 attendees | 1        | \$2,495.00      | \$2,495.00 |
|  |          | Total Price     | \$2,495.00 |

| TOTALS                         |              |
|--------------------------------|--------------|
| Total Subscriptions List Price | \$220,593.75 |
| Total Services List Price      | \$2,495.00   |
| Grand Total                    | \$223,088.75 |

**Ordering instructions**

We accept payment by purchase order, check, or credit card. To submit a purchase order for this quote, [click here](#) or go to <https://www.ixl.com/po-upload> and enter quote # 1405262-1. For international accounts, we can accept wire transfers for an additional fee.



**SALES CONTRACT**  
**CONTRACT #1405262-1**  
**April 30, 2025**

IXL Learning  
 777 Mariners Island Blvd., Suite 600  
 San Mateo, CA 94404

**CUSTOMER**

Leslie Dombek  
 California Online Public Schools - Capistrano  
 33272 VALLE RD  
 SAN JUAN CAPO, CA 92675

**RENEWAL INFO**

| Salesperson     | Account #   | Quote #   | Renewal period                          |
|-----------------|-------------|-----------|---|
| Sarah Bourgeois | A23-4956965 | 1405262-1 | September 27, 2025 - September 27, 2026 |

**PAYMENT PLAN**

| Amount       | Invoice date        |
|--------------|---------------------|
| \$223,088.75 | October 11, 2025    |
| <b>TOTAL</b> | <b>\$223,088.75</b> |

*Price valid until September 27, 2025*

**ACCEPTANCE OF SALES CONTRACT**

This is a binding agreement of payment between IXL Learning and the Purchaser. Your signature indicates that you have received, reviewed, and accepted the attached Terms and Conditions of Sale and that you agree to pay the full license price listed above within 60 days of the invoice date. Without a signature, your order may not be processed.

Acknowledged and agreed to:

**AUTHORIZED SIGNATURE**

Signed by:  
  
 \_\_\_\_\_

**DATE** 04/30/2025  
 \_\_\_\_\_



**TERMS AND CONDITIONS OF SALE**

THIS IS A LEGAL DOCUMENT ("SALES CONTRACT") BETWEEN THE PURCHASER SHOWN ABOVE ("YOU") AND IXL LEARNING ("SELLER"). PLEASE READ THIS AGREEMENT CAREFULLY. YOU AGREE TO BE BOUND BY ALL OF THE TERMS AND CONDITIONS OF THE AGREEMENT, AS WELL AS BY THE WEBSITE TERMS OF SERVICE, WHICH ARE INCORPORATED BY REFERENCE. NO VARIATION OF THESE TERMS AND CONDITIONS ARE BINDING ON SELLER UNLESS AGREED TO IN WRITING SIGNED BY AN AUTHORIZED REPRESENTATIVE OF IXL LEARNING.

1. **PRICING:** The quoted purchase price of the license is valid through the "Price valid until" date on page 1. This price is not binding on IXL unless you have accepted it by sending us an executed Sales Contract by that date.
2. **PAYMENT:** If IXL decides to accept your Sales Contract, we will issue you an invoice. Complete payment of the amount of the stated purchase price is due within sixty (60) days of the invoice date. If payment is not received by the Seller within 60 days, the invoice is considered past due. IXL licenses with past due payments will be put on hold and are subject to termination. Termination does not relieve the Purchaser of the obligation to pay fees due to the Seller.

The full invoice amount must be paid either by check or by credit card. We accept Visa, MasterCard, American Express, and Discover.

All checks should be mailed to:

IXL Learning  
 777 Mariners Island Blvd., Suite 600  
 San Mateo, CA 94404

Credit card payments may be made by phone at (855) 255-8800.

Any late payment will incur interest at the rate of the lesser of 1% a month or the maximum permissible by law.

3. **CANCELLATION AND REFUND:** No cancellation will be accepted, and no refund issued, if it is more than thirty (30) days beyond the date of purchase for the license referenced in this Sales Contract. For cancellations and refunds of the license tendered under this Sales Contract to be accepted, the Seller must receive written notification of the cancellation within 30 days of purchase. Cancellations requested outside of the 30-day period will not be refunded, and the Purchaser will be responsible for completing the purchase as stated in the Sales Contract.
4. **LICENSES:** IXL grants you the right to provide access, through unique log-in IDs, to no more individuals than the quantity indicated on the first page. The terms and conditions of use for each of these individuals are governed by our website's Terms of Service. You agree to be responsible for their accounts, to monitor their use of their accounts, and to indemnify, defend, and hold us harmless for any claims arising out of or related to their use of IXL Learning's website and services. To the extent that these individuals are minors, you consent to our collection of their personal information as described in our Privacy Policy.

Classroom and Site licenses will be activated immediately upon receipt of your payment unless another date is specified or agreed to by IXL. Activation confirmation will be sent to the e-mail address provided by the school or individual completing the purchase.

If an individual who has an IXL account through a Classroom or Site license purchased by you is no longer affiliated with you, you may request that we deactivate the individual's account, or no longer associate it with your license, so that that license can be reassigned to another individual associated with your institution.

If you are a teacher, you represent and warrant that you have permission and authorization from your school and/or district to use the Services as part of your curriculum, and for purposes of Children's Online Privacy Protection Act ("COPPA") compliance, you represent and warrant that you are entering into these Terms on behalf of your school and/or district.

5. **PRIVACY:** If you are a school, district, or teacher, you acknowledge and agree that you are responsible for complying with COPPA, meaning that you must obtain advance written consent from all parents or guardians whose children under 13 will be accessing the website and services and you represent and warrant that you have obtained that consent. When obtaining consent, you must provide parents and guardians with our Privacy Policy. You are to keep all consents on file and provide them to us if we request them.
6. **DISCLAIMER OF WARRANTIES. YOU EXPRESSLY UNDERSTAND AND AGREE THAT:**
  - a. YOUR USE OF THE SERVICE IS AT YOUR SOLE RISK. THE SERVICE IS PROVIDED "AS IS," "AS AVAILABLE," AND WITH ALL FAULTS. IXL EXPRESSLY DISCLAIMS ALL WARRANTIES OF ANY KIND, WHETHER EXPRESS OR IMPLIED, INCLUDING, BUT NOT LIMITED TO THE IMPLIED WARRANTIES OF MERCHANTABILITY, FITNESS FOR A PARTICULAR PURPOSE, AND NON-INFRINGEMENT.
  - b. IXL MAKES NO WARRANTY THAT (i) THE SERVICE WILL MEET YOUR REQUIREMENTS, (ii) THE SERVICE WILL BE UNINTERRUPTED, TIMELY,

SECURE, OR ERROR-FREE, (iii) THE RESULTS THAT MAY BE OBTAINED FROM THE USE OF THE SERVICE WILL BE ACCURATE OR RELIABLE, (iv) THE QUALITY OF ANY PRODUCTS, SERVICES, INFORMATION, OR OTHER MATERIAL PURCHASED OR OBTAINED BY YOU THROUGH THE SERVICE WILL MEET YOUR EXPECTATIONS, AND (v) ANY ERRORS IN THE SERVICE WILL BE CORRECTED.

c. ANY MATERIAL DOWNLOADED OR OTHERWISE OBTAINED THROUGH THE USE OF THE SERVICE IS DONE AT YOUR OWN DISCRETION AND RISK AND THAT YOU WILL BE SOLELY RESPONSIBLE FOR ANY DAMAGE TO YOUR COMPUTER SYSTEM OR LOSS OF DATA THAT RESULTS FROM THE DOWNLOAD OF ANY SUCH MATERIAL.

d. NO ADVICE OR INFORMATION, WHETHER ORAL OR WRITTEN, OBTAINED BY YOU FROM IXL OR THROUGH OR FROM THE SERVICE SHALL CREATE ANY WARRANTY NOT EXPRESSLY STATED IN THE TOS.

**Some states do not allow certain limitations on warranties, so certain of the above limitations may not apply to you.**

7. **LIMITATION OF LIABILITY:** YOU EXPRESSLY UNDERSTAND AND AGREE THAT IXL SHALL NOT BE LIABLE FOR ANY DIRECT, INDIRECT, INCIDENTAL, SPECIAL, CONSEQUENTIAL, OR EXEMPLARY DAMAGES, INCLUDING BUT NOT LIMITED TO, DAMAGES FOR LOSS OF PROFITS, GOODWILL, USE, DATA, OR OTHER INTANGIBLE LOSSES RESULTING FROM THE USE OR INABILITY TO USE THIS SERVICE. IN ALL INSTANCES, DAMAGES SHALL BE CAPPED AT ONE MONTH'S FEES.
8. **SEVERABILITY:** If any provision of this agreement is deemed invalid, illegal, or unenforceable, then that provision shall be deemed severable from these terms and shall not affect the validity and enforceability of any remaining provisions of this Sales Contract, which shall remain in full force and effect.
9. **ARBITRATION:** You agree that any dispute or claim you may have against IXL arising out of or related to this Sales Contract or the use of Services must be submitted to arbitration, before a single arbitrator appointed by JAMS/Endispute and conducted according to their rules in San Francisco, CA, USA, and that the determination of any such arbitrator shall be binding. The courts located in San Francisco, CA, USA, have exclusive jurisdiction over any judicial proceedings related to this agreement, and you waive any claim that such a court is an improper venue, inconvenient, or lacks jurisdiction over you.
10. **GOVERNING LAW:** The Sales Contract and the relationship between you and IXL are governed by the laws of the State of California without regard to conflict of law provisions.
11. **ENTIRE AGREEMENT:** This Sales Contract, which incorporates the Terms of Service by reference, is the final expression of the agreement between Purchaser and Seller and supersedes all prior representations, understandings, and agreements between the Purchaser and Seller relating to its subject matter. This Sales Contract cannot be modified, amended, or changed except in writing and signed by IXL.

Please contact IXL Learning with any questions regarding this sales contract:

Toll-free (855) 255-8800 | Direct (650) 372-4300 | E-mail [orders@ixl.com](mailto:orders@ixl.com)

Completed sales contracts should be emailed to your sales consultant.



## California Online Public Schools

### PURCHASE REQUISITION FORM **THIS IS NOT A PURCHASE ORDER**

|   |                                     |                              |
|---|-------------------------------------|------------------------------|
| Name of Requestor:<br>Than Short  | Today's Date: 4/30/25               | Date Needed By: 30 Days      |
| Department/ Grade Level: ALL Gradebands/                                    | School Region: All                  |                              |
| Vendor Name: IXL  | Vendor Contact Name Sarah Bourgeois | Vendor Email: sarahb@ixl.com |
| Vendor Address: 777 Mariners Island Blvd., Suite 600<br>San Mateo, CA 94404 |                                     |                              |

Intent / Usage/ Notes of Purchase:  
All Grade Bands SISP and Benchmark assessment for High School

| Item of Purchase: <i>(add item link, if necessary)</i>        | Quantity | Rate:     | Price:              | Notes/ Description: |
|---|----------|-----------|---------------------|---------------------|
| Grades PK-12 Subjects: Math, ELA, Science, and Social studies | 5125     | \$24.75   | \$126,843.75        |                     |
| Grades 9-12 Subjects: Math and ELA                            | 5000     | \$18.75   | \$93,750.00         |                     |
| IXL Power-up PD Package - 50-200 attendees                    | 1        | \$2495.00 | \$2495.00           |                     |
| <b>Total:</b>   |          |           | <b>\$223,088.75</b> |                     |

Requestor Name: Than Short      Requestor Signature:       Date: 04/30/2025

SPuDs Name: Leslie Dombek      SPuDs Signature:       Date: 04/30/2025

**FOR FINANCE DEPARTMENT USE ONLY**

Finance Designee Approval (for budget review):       Date: 05/02/2025

Method of Payment:    Credit Card     Check     ACH     Purchase Order     Other:

PO#: \_\_\_\_\_ PO# Date Issued: \_\_\_\_\_ Requisition #: \_\_\_\_\_



## California Online Public Schools

### Purchase Requisition and Approval Process

1. A purchase requisition must be submitted for all required products or services before any purchase can be made.
2. The requestor completes the purchase requisition and submits it for approval.
3. The requisition goes through an escalating approval flow, starting with the requestor's grade-level principal, director, or superintendent (SPuDs). They have the option to approve, deny, or request additional verification.
4. If one of the SPuDs approves the requisition, it must be emailed to [finance@californiaops.org](mailto:finance@californiaops.org) for further budget approval.
5. The purchase request undergoes budget review and policy checks to ensure compliance.
6. Once the requisition is approved by finance, either:
  - a. The request is processed for payment, and a finance representative will place the order, or
  - b. A purchase order is initiated and sent to the vendor for acceptance and fulfillment.



# 2024-2025 PURCHASE ORDER

**California Online Public Schools**  
33272 Valle Road, San Juan Capistrano, CA 92675  
(949) 461-1667 Phone (949) 240-7895 Fax

Purchase Order Number: 2024 - 25 - 121

Date: 5/2/2025

Vendor Contact Name: Customer Service -Nancy

Vendor Phone Number: \_\_\_\_\_

Vendor Fax Number: \_\_\_\_\_

Email P.O. to vendor?  Yes  No

Vendor Email: billspayable@classkick.com

Vendor: ClassKick

Address: PO Box 772728 Area #2223001

City: Detroit

State: MI

Zip: 48277-2728

Requester: Leslie Dombek

Department: Educational Services

Intent/Purpose: Middle School and SpEd content delivery support with assignments and feedback.

DocuSigned by:  
Leslie Dombek Date: 05/02/2025

Signature: \_\_\_\_\_ Date: \_\_\_\_\_

| Product/Description                          | Sales Quote# | Item# | Cost         | Qty | Total Cost   |
|--|--------------|-------|--------------|-----|--------------|
| ClassKick Pro Subscription -1YR Subscription | -            | -     | \$ 26,299.00 | 1   | \$ 26,299.00 |
|  |              |       |              |     | \$ -         |
|  |              |       |              |     | \$ -         |
|  |              |       |              |     | \$ -         |
|  |              |       |              |     | \$ -         |
|  |              |       |              |     | \$ -         |
|  |              |       |              |     | \$ -         |
|  |              |       |              |     | \$ -         |
|  |              |       |              |     | \$ -         |
|  |              |       |              |     | \$ -         |

DocuSigned by:

Signature for email approval: Ernie Anderson Date: 05/02/2025

Purchaser/Requestor: Ernie Anderson Date: 05/02/2025

Administrative Approval (required): Ernie Anderson Date: 05/02/2025

Finance Approval (required): \_\_\_\_\_ Date: \_\_\_\_\_

Order Total: **\$26,299.00**

via email approval (see attached)



California Online Public Schools

**PURCHASE REQUISITION FORM**  
**THIS IS NOT A PURCHASE ORDER**

|   |                               |   |
|---|-------------------------------|---|
| Name of Requestor:<br>Leslie Dombek   | Today's Date:<br>5/2/25       | Date Needed By:<br>7/31/25                  |
| Department/ Grade Level:<br>Ed Services   | School Region:<br>All         |   |
| Vendor Name:<br>ClassKick   | Vendor Contact Name:<br>Nancy | Vendor Email:<br>billspayable@classkick.com |
| Vendor Address:<br>PO Box 772728<br>Area #2223001<br>Detroit, MI 48277-2728 USA |                               |   |

Intent / Usage/ Notes of Purchase:

Used by MS and SpEd as a digital tool to make assignments and provide real-time feedback. It allows teachers to create and share interactive assignments, monitor student work in progress, and provide immediate feedback.

| Item of Purchase: <i>(add item link, if necessary)</i> | Quantity: | Price: | Notes/ Description: |
|--|-----------|--------|---------------------|
| Classkick Pro Subscription                             | 1         | 26,299 | 1 year subscription |
|  |           |        |                     |
|  |           |        |                     |
|  |           |        |                     |
|  |           |        |                     |
|  |           |        |                     |
|  |           |        |                     |
|  |           |        |                     |
|  |           |        |                     |
| <b>Total:</b>  |           |        |                     |

Requestor Name: Leslie Dombek Requestor Signature: Leslie Dombek Date: 5/2/25

SPuDs Name: Liche Romero SPuDs Signature: [Signature] Date: 5.2.25

Dir of Finance Lachelle Carter [Signature] 05/02/2025

53EF3C0EE6DA47E...

**FOR FINANCE DEPARTMENT USE ONLY**

Method of Payment: Credit Card  Check  ACH  Purchase Order  Other:

# RENEWAL QUOTE



Classwork CO, DBA Classkick  
 Quote Date: May 1, 2025  
 Quote Expires: Jul 31, 2025

## Classkick Pro Subscription California Online Public Schools (formerly California Online Public Schools)

Term Length (check one):

| Description   | QTY        | <input checked="" type="checkbox"/> 1 yr term | <input type="checkbox"/> 2 yr term | <input type="checkbox"/> 3 yr term | <input type="checkbox"/> 3 yr term<br>*Annual Payments |
|---|------------|---|------------------------------------|------------------------------------|--|
| 25/26 Classkick Pro Subscription***<br>TERM START: 07/01/2025 | 1 District | \$27,636                                      | \$55,998                           | \$83,997                           | \$28,420   |
| Term Length Discount  |            | 0%  | 7%                                 | 20%                                |  |
| **Early Renewal Discount                                      |            | 5%  | 5%                                 | 5%                                 | 5%   |
| Price Per Year After Discounts (US\$)                         |            | \$26,299                                      | \$24,650                           | \$21,000                           | \$26,999   |
| Payment Due   |            | \$26,299                                      | \$49,299                           | \$62,999                           | \$26,999   |

\* 3 year annual payments subscription will be invoiced annually and due by 6/30 of every year and are subject to a 2.5% COLA increase.  
 \*\*Early renewal discount: sign and return by 5/31/2025 to lock in the additional discount on the term package selected.  
 \*\*\*Your Classkick Pro license is an unlimited license for all Staff and students. PD sessions included.

Payment Method (please check one):

PO     Check     Wire transfer

### Subscription Acceptance

1. Name: Dr. Richie Romero    Date: 5-1-25  
 Title: Deputy Sup    Email: romero@californiaops.org  
 Signature:

This signature acknowledges the quoted price above and will initiate the purchase order and invoicing process.

|  |   |
|--|---|
| Subscription Assignments<br>Classkick Pro Account Owner/Admin: <input type="checkbox"/> same as above<br>Name: <u>Leslie Dombek</u><br>Email: <u>ldombek@californiaops.org</u><br>Title: <u>Director of Educational Services</u> | Billing Contact Email: <input type="checkbox"/> same as above<br>Name: <u>CalOPS Finance</u><br>Email: <u>finance@californiaops.org</u> |
|--|---|

### 1. Remit payment to:

Classwork Co, DBA Classkick  
 PO Box 772728  
 Area #2223001  
 Detroit, MI 48277-2728 USA  
 In the check memo please include:  
 "Area #2223001" billspayable@classkick.com

Our W-9 is below (page 2 of this invoice) or you can download it here: [classkick.com/w9](http://classkick.com/w9). Memberships are refundable for up to 30 days. Membership renews automatically unless canceled in writing or via a software application system earlier than 30 days before the end date. This Order is governed by the terms of Classkick's Terms of Service found at [Terms of Service](#). Please see our [Privacy Policy](#).

Form **W-9**  
(Rev. March 2024)  
Department of the Treasury  
Internal Revenue Service

# Request for Taxpayer Identification Number and Certification

Go to [www.irs.gov/FormW9](http://www.irs.gov/FormW9) for instructions and the latest information.

Give form to the requester. Do not send to the IRS.

Before you begin. For guidance related to the purpose of Form W-9, see Purpose of Form, below.

|   |   |   |
|---|---|---|
| Print or type. See Specific Instructions on page 3. | <p><b>1</b> Name of entity/individual. An entry is required. (For a sole proprietor or disregarded entity, enter the owner's name on line 1, and enter the business/disregarded entity's name on line 2.)</p> <p>Classwork Co</p>   |   |
|   | <p><b>2</b> Business name/disregarded entity name, if different from above.</p> <p>Classkick</p>  |   |
|   | <p><b>3a</b> Check the appropriate box for federal tax classification of the entity/individual whose name is entered on line 1. Check only one of the following seven boxes.</p> <p><input type="checkbox"/> Individual/sole proprietor    <input checked="" type="checkbox"/> C corporation    <input type="checkbox"/> S corporation    <input type="checkbox"/> Partnership    <input type="checkbox"/> Trust/estate</p> <p><input type="checkbox"/> LLC. Enter the tax classification (C = C corporation, S = S corporation, P = Partnership)</p> <p>Note: Check the "LLC" box above and, in the entry space, enter the appropriate code (C, S, or P) for the tax classification of the LLC, unless it is a disregarded entity. A disregarded entity should instead check the appropriate box for the tax classification of its owner.</p> <p><input type="checkbox"/> Other (see instructions)</p> | <p><b>4</b> Exemptions (codes apply only to certain entities, not individuals; see instructions on page 3):</p> <p>Exempt payee code (if any) _____</p> <p>Exemption from Foreign Account Tax Compliance Act (FATCA) reporting code (if any) _____</p> <p>(Applies to accounts maintained outside the United States.)</p> |
|   | <p><b>3b</b> If on line 3a you checked "Partnership" or "Trust/estate," or checked "LLC" and entered "P" as its tax classification, and you are providing this form to a partnership, trust, or estate in which you have an ownership interest, check this box if you have any foreign partners, owners, or beneficiaries. See instructions <input type="checkbox"/></p>  |   |
|   | <p><b>5</b> Address (number, street, and apt. or suite no.). See instructions.</p> <p>2045 W Grand Ave Ste B PMB 50472</p>  | <p>Requester's name and address (optional)</p> <p>Checks to: Classwork Co DBA Classkick<br/>PO Box 772728<br/>Detroit, MI 48277-2728</p>  |
|   | <p><b>6</b> City, state, and ZIP code</p> <p>Chicago, IL 60612</p>  |   |
|   | <p><b>7</b> List account number(s) here (optional)</p>  |   |

## Part I Taxpayer Identification Number (TIN)

Enter your TIN in the appropriate box. The TIN provided must match the name given on line 1 to avoid backup withholding. For individuals, this is generally your social security number (SSN). However, for a resident alien, sole proprietor, or disregarded entity, see the instructions for Part I, later. For other entities, it is your employer identification number (EIN). If you do not have a number, see *How to get a TIN*, later.

Note: If the account is in more than one name, see the instructions for line 1. See also *What Name and Number To Give the Requester* for guidelines on whose number to enter.

|                                |   |  |   |   |   |   |   |   |   |
|--------------------------------|---|--|---|---|---|---|---|---|---|
| Social security number         |   |  |   |   |   |   |   |   |   |
|                                |   |  |   |   |   |   |   |   |   |
| or                             |   |  |   |   |   |   |   |   |   |
| Employer identification number |   |  |   |   |   |   |   |   |   |
| 4                              | 6 |  | 3 | 5 | 5 | 0 | 5 | 4 | 0 |

## Part II Certification

Under penalties of perjury, I certify that:

- The number shown on this form is my correct taxpayer identification number (or I am waiting for a number to be issued to me); and
- I am not subject to backup withholding because (a) I am exempt from backup withholding, or (b) I have not been notified by the Internal Revenue Service (IRS) that I am subject to backup withholding as a result of a failure to report all interest or dividends, or (c) the IRS has notified me that I am no longer subject to backup withholding; and
- I am a U.S. citizen or other U.S. person (defined below); and
- The FATCA code(s) entered on this form (if any) indicating that I am exempt from FATCA reporting is correct.

Certification instructions. You must cross out item 2 above if you have been notified by the IRS that you are currently subject to backup withholding because you have failed to report all interest and dividends on your tax return. For real estate transactions, item 2 does not apply. For mortgage interest paid, acquisition or abandonment of secured property, cancellation of debt, contributions to an individual retirement arrangement (IRA), and, generally, payments other than interest and dividends, you are not required to sign the certification, but you must provide your correct TIN. See the instructions for Part II, later.

Sign Here    Signature of U.S. person *Joy K. Moore*

Date 01/03/2025

## General Instructions

Section references are to the Internal Revenue Code unless otherwise noted.

Future developments. For the latest information about developments related to Form W-9 and its instructions, such as legislation enacted after they were published, go to [www.irs.gov/FormW9](http://www.irs.gov/FormW9).

## What's New

Line 3a has been modified to clarify how a disregarded entity completes this line. An LLC that is a disregarded entity should check the appropriate box for the tax classification of its owner. Otherwise, it should check the "LLC" box and enter its appropriate tax classification.

New line 3b has been added to this form. A flow-through entity is required to complete this line to indicate that it has direct or indirect foreign partners, owners, or beneficiaries when it provides the Form W-9 to another flow-through entity in which it has an ownership interest. This change is intended to provide a flow-through entity with information regarding the status of its indirect foreign partners, owners, or beneficiaries, so that it can satisfy any applicable reporting requirements. For example, a partnership that has any indirect foreign partners may be required to complete Schedules K-2 and K-3. See the Partnership Instructions for Schedules K-2 and K-3 (Form 1065).

## Purpose of Form

An individual or entity (Form W-9 requester) who is required to file an information return with the IRS is giving you this form because they



## 2024-2025 PURCHASE ORDER

**California Online Public Schools**  
33272 Valle Road, San Juan Capistrano, CA 92675  
(949) 461-1667 Phone (949) 240-7895 Fax

|   |                                      |
|---|--------------------------------------|
| Purchase Order Number: <u>2024 - 25 - 122</u>   | Vendor: <u>Tutor.com</u>             |
| Date: <u>5/5/2025</u>   | Address: <u>110 E. 42nd St. Fl 7</u> |
| Vendor Contact Name: <u>Emily Cain</u>  | City: <u>New York</u>                |
| Vendor Phone Number: _____  | State: <u>NY</u>                     |
| Vendor Fax Number: _____  | Zip: <u>10017</u>                    |
| Email P.O. to vendor? <input checked="" type="checkbox"/> Yes <input type="checkbox"/> No |                                      |
| Vendor Email: <u>emily.cain@tutor.com</u>   |                                      |

**Requester:** Leslie Dombek

**Department:** Ed Services

**Intent/Purpose:** K-12 Tutoring program, all subjects

DocuSigned by:

**Signature:** Leslie Dombek **Date:** 05/05/2025

| Product/Description  | Sales Quote# | Item# | Cost         | Qty | Total Cost         |
|--|--------------|-------|--------------|-----|--------------------|
| TutorPlus Student Center<br>Tutor.com Student Center includes academic tutoring for learners from kindergarten through grade 12. Hours of availability* are 24/7, excluding holidays** | -            | -     | \$ 61,281.00 | 1   | \$ 61,281.00       |
|  |              |       |              |     | \$ -               |
|  |              |       |              |     | \$ -               |
|  |              |       |              |     | \$ -               |
|  |              |       |              |     | \$ -               |
|  |              |       |              |     | \$ -               |
|  |              |       |              |     | \$ -               |
|  |              |       |              |     | \$ -               |
| <b>Order Total</b>   |              |       |              |     | <b>\$61,281.00</b> |

DocuSigned by:

Signature (email approval): Erin Anderson Date: 05/05/2025

Purchaser Requestor Signed by: [Signature] Date: 05/05/2025

Administrative Approval (required): Bernal Jimeno Date: 05/05/2025

Finance Approval (required): \_\_\_\_\_ Date: \_\_\_\_\_

via email approval (see attached)



**Master Services Agreement**

This Master Services Agreement ("Agreement") is effective as of the date of the last signature below ("Effective Date") between TPR Education, LLC d/b/a The Princeton Review ("Vendor") and California Connections Academy-California ("Customer").

The parties agree as follows

1. **Services.** Vendor will provide to Customer the services described further in one or more addenda that are attached to or incorporated into this Agreement ("Services") to individuals authorized by Customer to access the Services ("Users") as purchased in service orders ("Service Orders"), the first of which is attached hereto as **Exhibit A** and each of which is part of this Agreement.
2. **Payment.** The fees for the Services will be set forth in Service Orders and will be invoiced in accordance with the Service Orders. Customer will pay invoices within 30 days of the invoice date unless otherwise specified in the Service Orders. Vendor may suspend the Services if any amounts remain unpaid 30 days after the due date. All fees are net of taxes, except for taxes on Vendor's income. If Customer is exempt from taxes, Customer will provide its state tax exemption certificate.
3. **Representations and Warranties.**
  - a. Each party represents and warrants to the other party that (i) it will comply with all applicable laws and regulations in connection with its performance under this Agreement, including but not limited to those related to privacy, such as the Family Education Rights and Privacy Act, and (ii) the individual signing this Agreement on its behalf has the authority to do so.
  - b. EXCEPT AS EXPRESSLY PROVIDED IN THIS AGREEMENT, THE SERVICES ARE PROVIDED "AS IS" AND VENDOR EXPRESSLY DISCLAIMS ALL WARRANTIES, WHETHER EXPRESS OR IMPLIED, INCLUDING BUT NOT LIMITED TO ANY WARRANTY OF MERCHANTABILITY, FITNESS FOR A PARTICULAR PURPOSE, OR NONINFRINGEMENT. VENDOR MAKES NO WARRANTY THAT THE SERVICES WILL MEET CUSTOMER'S REQUIREMENTS OR WILL WORK IN COMBINATION WITH ANY HARDWARE OR APPLICATIONS PROVIDED BY THIRD PARTIES, THAT THE SERVICES WILL BE UNINTERRUPTED OR ERROR FREE, OR THAT ALL DEFECTS IN THE SERVICES WILL BE CORRECTED.
4. **Term and Termination.**
  - a. The term of this Agreement is from the Effective Date through the date of termination by either party. Either party may terminate this Agreement upon 30 days prior written notice to the other party if no Service Order is in effect.
  - b. Either party may terminate this Agreement (or any Service Order) upon written notice to the other party if the other party commits a material breach of this Agreement (or the Service Order) that remains uncured for 30 days following written notice of the breach.
5. **User Information.** Vendor will not disclose to any third party any personally identifiable information of Users without first obtaining Customer's prior written consent, except as otherwise provided in Vendor's privacy policy (located at <https://leo.tutor.com/privacy> for Tutor.com offerings, and <https://www.princetonreview.com/privacy> for all other offerings). Subject to the foregoing, Vendor is entitled to use such information in accordance with applicable law and its privacy policy.
6. **Certain Obligations and Restrictions.**
  - a. Customer will not allow the Services to be used by any unauthorized person. Customer will not resell any Services (including but not limited to through time-sharing services, software-as-a-service offering, service bureau services or similar services). Customer will notify Vendor promptly of any known or suspected breach of Vendor's rights to the Services that comes to its attention and will reasonably cooperate in Vendor's efforts to protect its rights.
  - b. Customer, including its Users, will not (i) use, copy, create derivative works of, display, or modify the Services (including any content available through the Services) except as permitted by this Agreement, or (ii) disclose, reproduce, sell, or distribute any content available through the Services to any third party, or (iii) decompile, reverse engineer, or otherwise attempt to discover any source code of Vendor's technology platform used to provide Services.
  - c. Customer, including its Users, will not upload to or distribute or publish through the Services any content (i) which is defamatory, threatening, abusive, or otherwise unlawful, (ii) which is vulgar, obscene, or sexually explicit, (iii) which violates any person's privacy or publicly rights, or (iv) which violates the intellectual property or other proprietary rights of any person.
  - d. Customer, including its Users, will not (i) attempt to gain unauthorized access to the Services or use or access the Services in a way intended to avoid fees, (ii) interfere with or disrupt the Services, or (iii) upload to or distribute through the Services any viruses, Trojan horses, worms, or other similar programs.
  - e. Customer, including its Users will treat Vendor's instructors and tutors with respect.
  - f. Customer, including its Users, will not export or re-export Vendor's technology platform used to deliver Services in violation of any applicable laws or regulations.
  - g. Vendor reserves the right to disable access to any resources for any User who fails to comply with Vendor rules and procedures applicable to the resource, including but not limited to the Terms of Use on Vendor's website located at <http://leo.tutor.com/terms> for Tutor.com offerings, <https://www.princetonreview.com/terms> for all other offerings, and this section 6.
7. **LIMITATION OF LIABILITY.** VENDOR WILL NOT BE LIABLE TO CUSTOMER FOR ANY CONSEQUENTIAL, INDIRECT, INCIDENTAL, PUNITIVE, OR SPECIAL DAMAGES RELATING TO THIS AGREEMENT, EVEN IF VENDOR HAS BEEN ADVISED OF THE POSSIBILITY OF SUCH DAMAGES OR AN AGREED REMEDY FAILS OF ITS ESSENTIAL PURPOSE. VENDOR'S AGGREGATE LIABILITY FOR ALL CLAIMS RELATING TO THIS AGREEMENT, WHETHER IN CONTRACT, TORT OR OTHERWISE, WILL NOT EXCEED THE AMOUNTS ACTUALLY RECEIVED BY VENDOR UNDER THIS AGREEMENT IN THE 12 MONTHS PRECEDING SUCH CLAIM.
8. **Confidentiality.**
  - a. Except as otherwise provided in this Agreement or provided by law, each party will retain the other party's Confidential Information (as defined below) in strict confidence, will use the other party's Confidential Information only for purposes of this Agreement, and will not disclose the other party's Confidential Information without the other party's prior written consent, provided that the receiving party may disclose the disclosing party's Confidential Information to the receiving party's or its affiliates' personnel and contractors who need to know such Confidential Information and who are bound by confidentiality obligations at least as restrictive as those in this Agreement. If there is a breach of this Section, the disclosing party may suffer irreparable harm and will therefore be entitled to obtain injunctive relief in addition to any other available rights and remedies.
  - b. "Confidential Information" means all information, materials, or technology provided by a party to the other party that is marked as "Confidential" or "Proprietary," or that, under the circumstances taken as a whole, would be reasonably deemed to be confidential. "Confidential Information" does not include information which (i) is or becomes generally available to the public other than as a result of the breach of this Agreement by the receiving party, (ii) is independently developed by the receiving party, (iii) was rightfully within the receiving party's possession prior to disclosure by the disclosing party, (iv) is received from a third party which was not bound by a confidentiality obligation with respect to such information, or (v) is legally required to be disclosed, provided that the receiving party will notify the disclosing party before disclosing the Confidential Information, to the extent permitted by law.
9. **Notices.** Any notice under this Agreement will be in writing and be deemed given if (i) personally delivered (with a copy delivered by email to the email address below, if any); (ii) sent by overnight courier, with proof of delivery (with a copy delivered by email to the email address below, if any); (iii) sent by registered or certified U.S. mail, return receipt requested (with a copy delivered by email to the email address below, if any), or (iv) delivered by email, to the parties as set forth below.

If to Vendor

If to Customer



TPR Education, LLC  
 Attn: Legal Department  
 110 East 42nd Street, Floor 7  
 New York, NY 10017  
 legal@review.com

California Online Public Schools  
 Records Dept.  
 33272 Valle Road, San Juan Capistrano, CA 92675  
 records@californiaops.org

10. Miscellaneous Provisions. If there is a conflict between this Agreement (including any addendum) and any Service Order, this Agreement will control unless the Service Order expressly provides otherwise. No provision of this Agreement will be deemed waived or amended unless waived or amended in writing. Sections 2, 5 to 8, and any other provisions which would reasonably be expected to survive the termination or expiration of this Agreement will so survive. The terms in any purchase order (other than the offerings, quantities, contact information, and prices) will not be binding on Vendor. If the parties sign an agreement for the protection or processing of personally identifiable information, such agreement is hereby incorporated into this Agreement. Neither party will be responsible for any delay in performance or failure to perform due to causes beyond its reasonable control. No joint venture, partnership, employment, or agency relationship exists between the parties as a result of this Agreement. This Agreement may not be assigned by either party without the prior written consent of the other party, provided that Vendor may assign its rights and obligations under this Agreement to an affiliate or in connection with a merger, reorganization, consolidation, or sale of all or substantially all of its ownership interests or assets. Subject to the preceding sentence, this Agreement will bind the parties and their permitted successors and assigns. There are no intended third party beneficiaries of this Agreement. This Agreement may be executed in one or more counterparts, each of which will be deemed an original, but all of which together will constitute one and the same instrument. This Agreement will be governed by the laws of the state where Customer is located, without regard to its conflicts of law principles. If any provision of this Agreement is held invalid or unenforceable, the other provisions of this Agreement will remain in full force and effect and, so far as is reasonable and possible, effect will be given to the intent of the provision held invalid or unenforceable. An electronic copy of this executed Agreement will be as valid as the original Agreement. This Agreement comprises the entire agreement between the parties, and supersedes all prior or contemporaneous oral or written negotiations, understandings, and agreements between the parties, concerning the subject matter of this Agreement.

Accepted and agreed to by

|   |                              |
|---|------------------------------|
| TPR Education, LLC d/b/a The Princeton Review | Customer                     |
| By:   | By: <i>Richie Romero</i>     |
| Name:   | Name: Richie Romero          |
| Title:  | Title: Deputy Superintendent |
| Date:   | Date: 04 / 25 / 2025         |



**On-Demand Tutoring Services Addendum**

This Tutoring Services Addendum ("Tutoring Addendum") between TPR Education, LLC d/b/a The Princeton Review ("Vendor") and California Connections Academy-California ("Customer") is part of the Master Services Agreement or other governing document executed by the parties ("Agreement").

1. **Tutoring Services.** Vendor will provide to Customer and its Users the Tutoring Services purchased under Service Orders. As of the Effective Date of the Agreement, the Tutoring Services are offered 361 days of each standard year, and 362 days of each leap year. The Tutoring Services are unavailable on January 1, July 4, Thanksgiving Day, and December 25. On those holidays the Tutoring Services close beginning at 2:00 a.m. and they reopen at 2:00 a.m. on the following day (all times Eastern). Some subjects may have more limited availability than the hours listed in a Service Order. Vendor may change the availability of Tutoring Services and will notify Customer of any changes. The availability of the Tutoring Services is also subject to reasonable downtime for maintenance and related activities and loss or interruption due to causes beyond Vendor's reasonable control.
2. **Implementation.** Vendor will set up the Tutoring Services for launch on a date mutually agreeable to the parties. Customer will provide Vendor with all information and other cooperation needed to set up and launch the Tutoring Services. Customer acknowledges and agrees that although Vendor offers a variety of authentication methods through which Users may access the Tutoring Services, Customer is responsible for determining the authentication method to be used.
3. **Warranty.** Vendor represents and warrants that it will perform the Tutoring Services in a professional manner in accordance with industry standards. Customer's sole remedy for a breach of this warranty is re-performance of the particular Tutoring Services that breached the warranty at no additional charge.
4. **Intellectual Property.** Vendor, on behalf of itself and its affiliates, hereby grants to Customer and its Users a nonexclusive, non-transferable license to use the Vendor Intellectual Property to which Vendor provides access during the term of the Tutoring Services and subject to the terms and conditions of the Agreement solely in connection with the Services. Customer acknowledges and agrees that Vendor and its affiliates retain all right, title and interest in and to the Vendor Intellectual Property, and the Agreement conveys no rights to the Vendor Intellectual Property other than the limited rights set forth in the Agreement (including this Tutoring Services Addendum). "Vendor Intellectual Property" means Vendor's and its affiliates' copyrights, moral rights, patent rights (including patent applications and disclosures), trademarks, rights of priority, publicity rights, and trade secret rights, documentation, specifications, designs, instructional methods, strategies, techniques and methodologies, and software programs and other technology, including but not limited to the Online Classroom, content available through the Tutoring Services, all transcripts and recordings of Tutoring Services sessions, and survey data and usage information for the Tutoring Services. Vendor grants to Customer a perpetual, worldwide, royalty-free, sub-licensable, non-exclusive license to use, reproduce, display, perform, distribute, and prepare derivative works of any recordings and transcripts generated under the Agreement.
5. **COPPA.** Vendor uses, collects, and discloses personal information of children under the age 13 as disclosed in its notice at [www.princetonreview.com/coppaonlineforschools](http://www.princetonreview.com/coppaonlineforschools). If children under the age of 13 will use the Tutoring Services, Customer hereby acknowledges receipt of the foregoing disclosure and consents on behalf of parents of Customer's students to such use, collection, and disclosure.

**Service Order under Master Services Agreement**

This order for the offerings listed below constitutes a Service Order under the Master Services Agreement or other governing agreement ("Agreement") between TPR Education, LLC d/b/a The Princeton Review ("Vendor") and California Connections Academy-California ("Customer"). If any Addendum is attached to this Service Order, the Addendum is hereby incorporated into the Agreement.

| Customer Primary Contact Information:               | Vendor Primary Contact Information            |
|---|---|
| Name: Leslie Dombek                                 | Name: Emily Cain                              |
| Customer: California Connections Academy-California | TPR Education, LLC d/b/a The Princeton Review |
| Address: 580 N. Wilma Ave. Ste. G                   | Address: 110 E. 42nd St., FL 7                |
| City, State Zip: Ripon, CA 95366                    | New York, NY 10017                            |
| Telephone: (949) 461-1667 ext. 358                  | Telephone: 387.347.2094                       |
| Email: ldombek@californiaops.org                    | Email: emily.cain@tutor.com                   |

| Customer Billing Contact Information                       | Vendor Billing Contact Information          |
|--|---|
| Name: Leslie Dombek  | Customer Invoicing                          |
| Customer: California Connections Academy-California        | Telephone: 800-444-0189                     |
| Address: 33272 Valle Road<br>San Juan Capistrano, CA 92675 | Email: TPR_AccountsReceivable@review.com    |
| Telephone: (949) 461-1667 ext. 358                         | Please remit payment to address on invoice. |



| Customer Billing Contact Information           | Vendor Billing Contact Information |
|--|------------------------------------|
| Email(s): ldombek@calca.connectionsacademy.org |                                    |

**Ordered Services:** Vendor agrees to provide Customer the Services listed below.

**Opportunity Number:** 192303

**Service Order Start Date:** 06 / 15 / 2025

**Service Order End Date:** 06 / 14 / 2026

| Product Name   | Per Unit Price | Quantity | Subtotal    |
|--|----------------|----------|-------------|
| TutorPlus Student Center<br><small>Tutor.com Student Center includes academic tutoring for learners from kindergarten through grade 12. Hours of availability * are 24/7, excluding holidays.*</small> | \$61,281.00    | 1        | \$61,281.00 |

**Total** **\$61,281.00**

**Term.** The initial term for the Services in this Service Order will be from the Start Date to the End Date for the Services listed above.

The Services will automatically renew for additional, successive 1 year renewal terms unless either party notifies the other party in writing no less than 30 days prior to the end of the then-current term that the Services will terminate at the end of the then-current term. Customer may notify Vendor through an email from Customer's Authorized Representative to Vendor's Primary Contact at the contact's email address set forth above, setting forth which of the Services (or whether all of the Services) will terminate. Vendor reserves the right to change the fees for any Services renewal term by giving Customer written notice of such change no later than 45 days prior to the end of the then-current term for Tutoring Services (subject to Customer's right not to renew in accordance with the preceding sentence).

100% of unused hours purchased under the preceding Service Order will carry forward into the term of this Service Order as Roll-Over hours. Any hours rolled over will be deemed to be used first before any hours newly purchased under this Service Order are used.

100% of unused hours purchased under this Service Order will carry forward into the term of the subsequent Service Order as rollover hours if a subsequent Service Order is executed on or before the end of the term of this Service Order. Roll-Over hours will expire 12 months from the end date of the Service Order on which they were purchased or when there is no longer any active Tutor.com Service Order, whichever is earlier. Any hours rolled over will be deemed to be used first before any hours newly purchased.

**Invoicing and Payment**

Vendor may invoice Customer upon execution of the Agreement or this Service Order, as applicable, and upon the start of any renewal term of the Service Order unless otherwise specified below. Customer will pay invoices within 30 days of the invoice date. Vendor may suspend the Services if any amounts remain unpaid 30 days after the due date. All fees are net of taxes, except for taxes on Vendor's income. Taxes, if applicable, will be included in the invoice sent by Vendor to Customer unless Customer provides a state tax exemption certificate.

**Taxes, if applicable, will be included in the invoice sent by Vendor to Customer unless Customer provides a state tax exemption certificate.**

**Special Invoicing Instructions:** n/a

If Customer requires a purchase order to order the Services, Customer will specify here:

**PO Required:** Yes, P.O. issued before invoice.



### California Online Public Schools

## **PURCHASE REQUISITION FORM** **THIS IS NOT A PURCHASE ORDER**

|  |                                    |                                       |
|--|------------------------------------|---------------------------------------|
| Name of Requestor:<br>Leslie Dombek  | Today's Date:<br>4/24/25           | Date Needed By:<br>5/1/25             |
| Department/ Grade Level:<br>All  | School Region:<br>All              |                                       |
| Vendor Name:<br>Tutor.com  | Vendor Contact Name:<br>Emily Cain | Vendor Email:<br>Emily.Cain@tutor.com |
| Vendor Address:<br>Customer Invoicing, 110 E. 42nd St., FL 7, New York, NY 10017 |                                    |                                       |
| Intent / Usage/ Notes of Purchase:   |                                    |                                       |

An unlimited number of hours of tutoring for all grade levels and in all subjects, including CCI support.

| Item of Purchase: <i>(add item link, if necessary)</i> | Quantity: | Price: | Notes/ Description:  |
|--|-----------|--------|--|
| Unlimited hours of tutoring support                    | 1         | 61,281 | Princeton Review/Tutor.com online tutoring for all subjects and grade levels |
|  |           |        |  |
|  |           |        |  |
|  |           |        |  |
|  |           |        |  |
|  |           |        |  |
|  |           |        |  |
|  |           |        |  |
| <b>Total:</b>  |           |        |  |

Requestor Name: Leslie Dombek Requestor Signature: Leslie Dombek Date: 4/24/25

SPuDs Name: L. Romero SPuDs Signature: [Signature] Date: 4.25.25  
Director of Finance: Lachelle Carter

[Signature]  
53EF3C0EE6DA47E...

**FOR FINANCE DEPARTMENT USE ONLY**

Method of Payment: Credit Card  Check  ACH  Purchase Order  Other:

PO#: \_\_\_\_\_ PO# Date Issued: \_\_\_\_\_ Requisition #: \_\_\_\_\_

## PURCHASE REQUISITION PROCESS

1. The employee will complete a purchase requisition for the required products or services and submit for approval.
2. The requisition will go through an escalating approval flow, typically starting with the employee's grade level principal, director, or superintendent. They will have the option to approve, deny or request additional verification.
3. The purchase request is subject to budget review and policy checks.
4. If approval is granted, a purchase order process is initiated and sent to a vendor for acceptance and fulfillment.



2024-2025  
PURCHASE ORDER

**California Online Public Schools**  
33272 Villa Road, San Juan Capistrano, CA 92675  
(949) 461-3667 Phone (949) 240-7895 Fax

Purchase Order Number: 2024 - 25 - 125

Date: 5/9/2025 Vendor: Marshall Cavendish Education

Vendor Contact Name: Customer Service Address: 800 Westchester Avenue

Vendor Phone Number: 914-332-8888 Suite: N-641

Vendor Fax Number: \_\_\_\_\_ City: Rye Brook

Email P.O. to vendor?  Yes  No State: NY

Vendor Email: CustomerService@marshallcavendish.com Zip: 10573

Requester: Than Short

Department: Elementary

Intent/Purpose: Math Curriculum

DocuSigned by: Than Short

Signature: \_\_\_\_\_ Date: 05/06/2025

DocuSigned ID: 7271845288c2492

| Product/Description                     | Sales Quote# | Item #        | Cost         | Qty | Total Cost   |
|---|--------------|---------------|--------------|-----|--------------|
| PRI MATH ADDT PRAC KDGTN A              | 41025        | 9789814911542 | \$ 12.95     | 300 | \$ 3,885.00  |
| PRI MATH ADDT PRAC KDGTN B              | 41025        | 9789814911559 | \$ 12.95     | 300 | \$ 3,885.00  |
| PRI MATH ADDT PRAC 1A                   | 41025        | 9789814911566 | \$ 12.95     | 450 | \$ 5,827.50  |
| PRI MATH ADDT PRAC 1B                   | 41025        | 9789814911573 | \$ 12.95     | 450 | \$ 5,827.50  |
| PRI MATH ADDT PRAC 2A                   | 41025        | 9789814911580 | \$ 12.95     | 500 | \$ 6,475.00  |
| PRI MATH ADDT PRAC 2B                   | 41025        | 9789814911597 | \$ 12.95     | 500 | \$ 6,475.00  |
| PRI MATH ADDT PRAC 3A                   | 41025        | 9789814911603 | \$ 12.95     | 475 | \$ 6,151.25  |
| PRI MATH ADDT PRAC 3B                   | 41025        | 9789814911610 | \$ 12.95     | 475 | \$ 6,151.25  |
| PRI MATH ADDT PRAC 4A                   | 41025        | 9789814911627 | \$ 12.95     | 500 | \$ 6,475.00  |
| PRI MATH ADDT PRAC 4B                   | 41025        | 9789814911634 | \$ 12.95     | 500 | \$ 6,475.00  |
| PRI MATH ADDT PRAC 5A                   | 41025        | 9789814911641 | \$ 12.95     | 550 | \$ 7,122.50  |
| PRI MATH ADDT PRAC 5B                   | 41025        | 9789814911658 | \$ 12.95     | 550 | \$ 7,122.50  |
| PRI MATH HOME INSTRUCTORS GUIDE KDGTN A | 41025        | 9789814913140 | \$ 25.50     | 300 | \$ 7,650.00  |
| PRI MATH HOME INSTRUCTORS GUIDE KDGTN B | 41025        | 9789814913157 | \$ 25.50     | 300 | \$ 7,650.00  |
| PRI MATH HOME INSTRUCTORS GUIDE 1A      | 41025        | 9789814913164 | \$ 25.50     | 450 | \$ 11,475.00 |
| PRI MATH HOME INSTRUCTORS GUIDE 1B      | 41025        | 9789814913171 | \$ 25.50     | 450 | \$ 11,475.00 |
| PRI MATH HOME INSTRUCTORS GUIDE 2A      | 41025        | 9789814913188 | \$ 25.50     | 500 | \$ 12,750.00 |
| PRI MATH HOME INSTRUCTORS GUIDE 2B      | 41025        | 9789814913195 | \$ 25.50     | 500 | \$ 12,750.00 |
| PRI MATH HOME INSTRUCTORS GUIDE 3A      | 41025        | 9789814913201 | \$ 25.50     | 475 | \$ 12,112.50 |
| PRI MATH HOME INSTRUCTORS GUIDE 3B      | 41025        | 9789814913218 | \$ 25.50     | 475 | \$ 12,112.50 |
| PRI MATH HOME INSTRUCTORS GUIDE 4A      | 41025        | 9789814913225 | \$ 25.50     | 500 | \$ 12,750.00 |
| PRI MATH HOME INSTRUCTORS GUIDE 4B      | 41025        | 9789814913232 | \$ 25.50     | 500 | \$ 12,750.00 |
| PRI MATH HOME INSTRUCTORS GUIDE 5A      | 41025        | 9789814913249 | \$ 25.50     | 550 | \$ 14,025.00 |
| PRI MATH HOME INSTRUCTORS GUIDE 5B      | 41025        | 9789814913256 | \$ 25.50     | 550 | \$ 14,025.00 |
| PRI MATH STU BK KDGTN A                 | 41025        | 9789814911344 | \$ 12.95     | 300 | \$ 3,885.00  |
| PRI MATH STU BK KDGTN B                 | 41025        | 9789814911351 | \$ 12.95     | 300 | \$ 3,885.00  |
| PRI MATH STU BK 1A REV                  | 41025        | 9789814911368 | \$ 12.95     | 450 | \$ 5,827.50  |
| PRI MATH STU BK 1B REV                  | 41025        | 9789814911375 | \$ 12.95     | 450 | \$ 5,832.00  |
| PRI MATH STU BK 2A REV                  | 41025        | 9789814911382 | \$ 12.95     | 500 | \$ 6,475.00  |
| PRI MATH STU BK 2B REV                  | 41025        | 9789814911399 | \$ 12.95     | 500 | \$ 6,475.00  |
| PRI MATH STU BK 3A REV                  | 41025        | 9789814911405 | \$ 12.95     | 475 | \$ 6,151.25  |
| PRI MATH STU BK 3B REV                  | 41025        | 9789814911412 | \$ 12.95     | 475 | \$ 6,151.25  |
| PRI MATH STU BK 4A REV                  | 41025        | 9789814911429 | \$ 12.95     | 500 | \$ 6,475.00  |
| PRI MATH STU BK 4B REV                  | 41025        | 9789814911436 | \$ 12.95     | 500 | \$ 6,475.00  |
| PRI MATH STU BK 5A REV                  | 41025        | 9789814911443 | \$ 12.95     | 550 | \$ 7,122.50  |
| PRI MATH STU BK 5B REV                  | 41025        | 9789814911450 | \$ 12.95     | 550 | \$ 7,122.50  |
| EARLYBIRD KDGTN MATH TB A CC            | 41025        | 9789810189761 | \$ 26.00     | 100 | \$ 2,600.00  |
| EARLYBIRD KDGTN MATH TB B CC            | 41025        | 9789810189778 | \$ 26.00     | 100 | \$ 2,600.00  |
| EARLYBIRD KDGTN MATH AB A CC            | 41025        | 9789810198398 | \$ 19.70     | 100 | \$ 1,970.00  |
| EARLYBIRD KDGTN MATH AB B CC            | 41025        | 9789810198404 | \$ 19.70     | 100 | \$ 1,970.00  |
| Sales Tax                               | 41025        | -             | \$ 25,761.14 | 1   | \$ 25,761.14 |
|   |              |               |              |     | \$ -         |

Signature: [Signature] Date: 05/06/2025 Order Total: \$320,171.14

Purchased by: [Signature] Date: 05/06/2025

Administrative Approval: [Signature] Date: 05/06/2025

Finance Approval: [Signature] Date: \_\_\_\_\_

via email approval (see attached)



# Quote

800 Westchester Avenue  
 Suite N-641  
 Rye Brook, NY 10573

| Date      | Quote # |
|-----------|---------|
| 4/10/2025 | 041025  |

| Bill To  |
|--|
| California Online Public Schools<br>dba CA Connections Academy Southern Cali<br>Attn: Business Office<br>33272 Valle Road<br>San Juan Capistrano, CA 92675 |

| Ship To   |
|---|
| Total Transportation Logistics<br>Attn: Michelle Li<br>10 Latitude Way<br>Building 11<br>Corona, CA 92881 |

|     |  |
|-----|--|
| Rep |  |
| JK  |  |

| Item          | Description                             | Qty | Rate  | Total     |
|---------------|---|-----|-------|-----------|
| 9789814911542 | PRI MATH ADDT PRAC KDGTN A              | 300 | 12.95 | 3,885.00  |
| 9789814911559 | PRI MATH ADDT PRAC KDGTN B              | 300 | 12.95 | 3,885.00  |
| 9789814911566 | PRI MATH ADDT PRAC 1A                   | 450 | 12.95 | 5,827.50  |
| 9789814911573 | PRI MATH ADDT PRAC 1B                   | 450 | 12.95 | 5,827.50  |
| 9789814911580 | PRI MATH ADDT PRAC 2A                   | 500 | 12.95 | 6,475.00  |
| 9789814911597 | PRI MATH ADDT PRAC 2B                   | 500 | 12.95 | 6,475.00  |
| 9789814911603 | PRI MATH ADDT PRAC 3A                   | 475 | 12.95 | 6,151.25  |
| 9789814911610 | PRI MATH ADDT PRAC 3B                   | 475 | 12.95 | 6,151.25  |
| 9789814911627 | PRI MATH ADDT PRAC 4A                   | 500 | 12.95 | 6,475.00  |
| 9789814911634 | PRI MATH ADDT PRAC 4B                   | 500 | 12.95 | 6,475.00  |
| 9789814911641 | PRI MATH ADDT PRAC 5A                   | 550 | 12.95 | 7,122.50  |
| 9789814911658 | PRI MATH ADDT PRAC 5B                   | 550 | 12.95 | 7,122.50  |
| 9789814913140 | PRI MATH HOME INSTRUCTORS GUIDE KDGTN A | 300 | 25.50 | 7,650.00  |
| 9789814913157 | PRI MATH HOME INSTRUCTORS GUIDE KDGTN B | 300 | 25.50 | 7,650.00  |
| 9789814913164 | PRI MATH HOME INSTRUCTORS GUIDE 1A      | 450 | 25.50 | 11,475.00 |
| 9789814913171 | PRI MATH HOME INSTRUCTORS GUIDE 1B      | 450 | 25.50 | 11,475.00 |
| 9789814913188 | PRI MATH HOME INSTRUCTORS GUIDE 2A      | 500 | 25.50 | 12,750.00 |
| 9789814913195 | PRI MATH HOME INSTRUCTORS GUIDE 2B      | 500 | 25.50 | 12,750.00 |
| 9789814913201 | PRI MATH HOME INSTRUCTORS GUIDE 3A      | 475 | 25.50 | 12,112.50 |
| 9789814913218 | PRI MATH HOME INSTRUCTORS GUIDE 3B      | 475 | 25.50 | 12,112.50 |
| 9789814913225 | PRI MATH HOME INSTRUCTORS GUIDE 4A      | 500 | 25.50 | 12,750.00 |
| 9789814913232 | PRI MATH HOME INSTRUCTORS GUIDE 4B      | 500 | 25.50 | 12,750.00 |
| 9789814913249 | PRI MATH HOME INSTRUCTORS GUIDE 5A      | 550 | 25.50 | 14,025.00 |
| 9789814913256 | PRI MATH HOME INSTRUCTORS GUIDE 5B      | 550 | 25.50 | 14,025.00 |
| 9789814911344 | PRI MATH STU BK KDGTN A                 | 300 | 12.95 | 3,885.00  |
| 9789814911351 | PRI MATH STU BK KDGTN B                 | 300 | 12.95 | 3,885.00  |
| 9789814911368 | PRI MATH STU BK 1A REV                  | 450 | 12.95 | 5,827.50  |
| 9789814911375 | PRI MATH STU BK 1B REV                  | 450 | 12.95 | 5,827.50  |
| 9789814911382 | PRI MATH STU BK 2A REV                  | 500 | 12.95 | 6,475.00  |
| 9789814911399 | PRI MATH STU BK 2B REV                  | 500 | 12.95 | 6,475.00  |
| 9789814911405 | PRI MATH STU BK 3A REV                  | 475 | 12.95 | 6,151.25  |
| 9789814911412 | PRI MATH STU BK 3B REV                  | 475 | 12.95 | 6,151.25  |
| 9789814911429 | PRI MATH STU BK 4A REV                  | 500 | 12.95 | 6,475.00  |

**Total**

Phone #

914-332-8888



# Quote

800 Westchester Avenue  
 Suite N-641  
 Rye Brook, NY 10573

| Date      | Quote # |
|-----------|---------|
| 4/10/2025 | 041025  |

| Bill To  |
|--|
| California Online Public Schools<br>dba CA Connections Academy Southern Cali<br>Attn: Business Office<br>33272 Valle Road<br>San Juan Capistrano, CA 92675 |

| Ship To   |
|---|
| Total Transportation Logistics<br>Attn: Michelle Li<br>10 Latitude Way<br>Building 11<br>Corona, CA 92881 |

|     |  |
|-----|--|
| Rep |  |
| JK  |  |

| Item                | Description                                      | Qty | Rate       | Total      |
|---------------------|--|-----|------------|------------|
| 9789814911436       | PRI MATH STU BK 4B REV                           | 500 | 12.95      | 6,475.00   |
| 9789814911443       | PRI MATH STU BK 5A REV                           | 550 | 12.95      | 7,122.50   |
| 9789814911450       | PRI MATH STU BK 5B REV                           | 550 | 12.95      | 7,122.50   |
| 9789810189761       | EARLYBIRD KDG TN MATH TB A CC                    | 100 | 26.00      | 2,600.00   |
| 9789810189778       | EARLYBIRD KDG TN MATH TB B CC                    | 100 | 26.00      | 2,600.00   |
| 9789810198398       | EARLYBIRD KDG TN MATH AB A CC                    | 100 | 19.70      | 1,970.00   |
| 9789810198404       | EARLYBIRD KDG TN MATH AB B CC                    | 100 | 19.70      | 1,970.00   |
| Shipping & Handl... | Shipping & Handling                              |     | 29,441.00  | 29,441.00  |
| Shipping & Handl... | Discount on Shipping & Handling                  |     | -29,441.00 | -29,441.00 |
|                     | Sales Tax  |     | 25,761.14  | 25,761.14  |
|                     | Select this as a transaction's tax to use AvaTax |     | 0.00%      | 0.00       |

**Total** \$320,171.14

|              |
|--------------|
| Phone #      |
| 914-332-8888 |



## California Online Public Schools

### PURCHASE REQUISITION FORM **THIS IS NOT A PURCHASE ORDER**

|   |                                    |   |
|---|------------------------------------|---|
| Name of Requestor:<br>Than Short  | Today's Date: 3/6/25               | Date Needed By: ASAP  |
| Department/ Grade Level: Elementary                                     | School Region: All                 |   |
| Vendor Name: Marshall Cavendish Corporation                             | Vendor Contact Name: Imelda Guarin | Vendor Email:<br><a href="mailto:iguarin@marshallcavendish.com">iguarin@marshallcavendish.com</a> |
| Vendor Address: 800 Westchester Ave., Ste. N-641<br>Rye Brook, NY 10573 |                                    |   |


Intent / Usage/ Notes of Purchase:

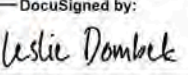
**Math Books**

TK - 5th Grade

| Item of Purchase: <i>(add item link, if necessary)</i> | Quantity: | Rate:   | Price:      | Notes/ Description: |
|--|-----------|---------|-------------|---------------------|
| PRI MATH ADDT PRAC KDG TN A                            | 300       | \$12.95 | \$3885.00   |                     |
| PRI MATH ADDT PRAC KDG TN B                            | 300       | \$12.95 | \$3885.00   |                     |
| PRI MATH ADDT PRAC 1A                                  | 450       | \$12.95 | \$5827.50   |                     |
| PRI MATH ADDT PRAC 1B                                  | 450       | \$12.95 | \$5827.50   |                     |
| PRI MATH ADDT PRAC 2A                                  | 500       | \$12.95 | \$6475.00   |                     |
| PRI MATH ADDT PRAC 2B                                  | 500       | \$12.95 | \$6475.00   |                     |
| PRI MATH ADDT PRAC 3A                                  | 475       | \$12.95 | \$6151.25   |                     |
| PRI MATH ADDT PRAC 3B                                  | 475       | \$12.95 | \$6151.25   |                     |
| PRI MATH ADDT PRAC 4A                                  | 500       | \$12.95 | \$6475.00   |                     |
| PRI MATH ADDT PRAC 4B                                  | 500       | \$12.95 | \$6475.00   |                     |
| PRI MATH ADDT PRAC 5A                                  | 550       | \$12.95 | \$7122.50   |                     |
| PRI MATH ADDT PRAC 5B                                  | 550       | \$12.95 | \$7122.50   |                     |
| PRI MATH HOME INSTRUCTORS GUIDE KDG TN A               | 300       | \$25.50 | \$7650.00   |                     |
| PRI MATH HOME INSTRUCTORS GUIDE KDG TN B               | 300       | \$25.50 | \$7650.00   |                     |
| PRI MATH HOME INSTRUCTORS GUIDE 1A                     | 450       | \$25.50 | \$11,475.00 |                     |
| PRI MATH HOME INSTRUCTORS GUIDE 1B                     | 450       | \$25.50 | \$11,475.00 |                     |
| PRI MATH HOME INSTRUCTORS GUIDE 2A                     | 500       | \$25.50 | \$12,750.00 |                     |

| Item of Purchase: <i>(add item link, if necessary)</i> | Quantity: | Rate:   | Price:              | Notes/ Description: |
|--|-----------|---------|---------------------|---------------------|
| PRI MATH HOME INSTRUCTORS GUIDE 2B                     | 500       | \$25.50 | \$12,750.00         |                     |
| PRI MATH HOME INSTRUCTORS GUIDE 3A                     | 475       | \$25.50 | \$12,112.50         |                     |
| PRI MATH HOME INSTRUCTORS GUIDE 3B                     | 475       | \$25.50 | \$12,112.50         |                     |
| PRI MATH HOME INSTRUCTORS GUIDE 4A                     | 500       | \$25.50 | \$12,750.00         |                     |
| PRI MATH HOME INSTRUCTORS GUIDE 4B                     | 500       | \$25.50 | \$12,750.00         |                     |
| PRI MATH HOME INSTRUCTORS GUIDE 5A                     | 550       | \$25.50 | \$14,025.00         |                     |
| PRI MATH HOME INSTRUCTORS GUIDE 5B                     | 550       | \$25.50 | \$14,025.00         |                     |
| PRI MATH STU BK KDG TN A                               | 300       | \$12.95 | \$3885.00           |                     |
| PRI MATH STU BK KDG TN B                               | 300       | \$12.95 | \$3885.00           |                     |
| PRI MATH STU BK 1A REV                                 | 450       | \$12.95 | \$5827.50           |                     |
| PRI MATH STU BK 1B REV                                 | 450       | \$12.95 | \$5827.50           |                     |
| PRI MATH STU BK 2A REV                                 | 500       | \$12.95 | \$6475.00           |                     |
| PRI MATH STU BK 2B REV                                 | 500       | \$12.95 | \$6475.00           |                     |
| PRI MATH STU BK 3A REV                                 | 475       | \$12.95 | \$6151.25           |                     |
| PRI MATH STU BK 3B REV                                 | 475       | \$12.95 | \$6151.25           |                     |
| PRI MATH STU BK 4A REV                                 | 500       | \$12.95 | \$6475.00           |                     |
| PRI MATH STU BK 4B REV                                 | 500       | \$12.95 | \$6475.00           |                     |
| PRI MATH STU BK 5A REV                                 | 550       | \$12.95 | \$7122.50           |                     |
| PRI MATH STU BK 5B REV                                 | 550       | \$12.95 | \$7122.50           |                     |
| EARLYBIRD KDG TN MATH TB A CC                          | 100       | \$26.00 | \$2600.00           |                     |
| EARLYBIRD KDG TN MATH TB B CC                          | 100       | \$26.00 | \$2600.00           |                     |
| EARLYBIRD KDG TN MATH AB A CC                          | 100       | \$19.70 | \$1970.00           |                     |
| EARLYBIRD KDG TN MATH AB B CC                          | 100       | \$19.70 | \$1970.00           |                     |
| Sales Tax  | 1         |         | \$25,761.14         |                     |
| <b>Total:</b>  |           |         | <b>\$320,171.14</b> |                     |

Requestor Name: Than Short Requestor Signature:  Date: 04/25/2025  
F27184520842492...

SPuDs Name: Leslie Dombek SPuDs Signature:  Date: 04/28/2025  
D39ED633025C4F5...

**FOR FINANCE DEPARTMENT USE ONLY**

Finance Designee Approval (for budget review):  Date: 05/06/2025  
33EF3C0EE60A47E...

Method of Payment: Credit Card  Check  ACH  Purchase Order  Other:



## California Online Public Schools

### Purchase Requisition and Approval Process

1. A purchase requisition must be submitted for all required products or services before any purchase can be made.
2. The requestor completes the purchase requisition and submits it for approval.
3. The requisition goes through an escalating approval flow, starting with the requestor's grade-level principal, director, or superintendent (SPuDs). They have the option to approve, deny, or request additional verification.
4. If one of the SPuDs approves the requisition, it must be emailed to [finance@californiaops.org](mailto:finance@californiaops.org) for further budget approval.
5. The purchase request undergoes budget review and policy checks to ensure compliance.
6. Once the requisition is approved by finance, either:
  - a. The request is processed for payment, and a finance representative will place the order, or
  - b. A purchase order is initiated and sent to the vendor for acceptance and fulfillment.



## 2024-2025 PURCHASE ORDER

**California Online Public Schools**  
33272 Valle Road, San Juan Capistrano, CA 92675  
(949) 461-1667 Phone (949) 240-7895 Fax

|   |  |
|---|--|
| Purchase Order Number: <u>2024 - 25 - 126</u>   | Vendor: <u>Everway-N2Y LLC</u>                 |
| Date: <u>5/6/2025</u>   | Address: <u>2401 Sawmill Pkwy Suite 10-11,</u> |
| Vendor Contact Name: <u>Jennifer Mercier</u>  | City: <u>Huron</u>                             |
| Vendor Phone Number: <u>800-667-6575</u>  | State: <u>OH</u>                               |
| Vendor Fax Number: _____  | Zip: <u>44839</u>                              |
| Email P.O. to vendor? <input checked="" type="checkbox"/> Yes <input type="checkbox"/> No |  |
| Vendor Email: <u>nafinance@everway.com</u>  |  |

|  |
|--|
| <b>Requester:</b> <u>Than Short</u><br><b>Department:</b> <u>St Services</u><br><b>Intent/Purpose:</b> <u>St Services Curriculum</u><br>DocuSigned by:<br><br><b>Signature:</b> _____ <b>Date:</b> <u>05/06/2025</u> |
|--|

| Product/Description             | Sales Quote# | Item# | Cost      | Qty | Total Cost   |
|---------------------------------|--------------|-------|-----------|-----|--------------|
| News2youTM                      | #Q-230690    | NWS   | \$ 259.99 | 9   | \$ 2,339.91  |
| SymbolStix PRIME® / SYMBOLSTIX® | #Q-230690    | SSX   | \$ 184.99 | 9   | \$ 1,664.91  |
| Unique Learning System®         | #Q-230690    | ULS   | \$ 830.99 | 20  | \$ 16,619.80 |
|                                 |              |       |           |     | \$ -         |
|                                 |              |       |           |     | \$ -         |
|                                 |              |       |           |     | \$ -         |
|                                 |              |       |           |     | \$ -         |
|                                 |              |       |           |     | \$ -         |
|                                 |              |       |           |     | \$ -         |
|                                 |              |       |           |     | \$ -         |

|   |                    |                    |
|---|--------------------|--------------------|
| DocuSigned by:<br>Signatures for email approval:<br><u>Emily Anderson</u> <u>05/06/2025</u><br>Purchaser/Requester: _____ Date: <u>05/06/2025</u><br>Signed by: <u>Bernice Jamero</u> <u>05/06/2025</u><br>Administrator/Requester: _____ Date: <u>05/06/2025</u><br>Finance Approval (required): _____ Date: _____ | <b>Order Total</b> | <b>\$20,624.62</b> |
|---|--------------------|--------------------|

via email approval (see attached)

# Quote

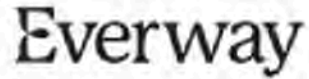
## #Q-230890

Quote must be attached to Purchase Order

April 16, 2025

Valid Until July 15, 2025

COMMENCEMENT DATE:8/1/2025



N2Y LLC

2401 Sawmill Pkwy Suite 10-11,

Huron, OH 44839,

United States

PO's or Payment Questions

[nafinance@everway.com](mailto:nafinance@everway.com)

Fed Tax ID: 26-2606260

Everway Contact:

Jennifer Mercier

[j.mercier@texthelp.com](mailto:j.mercier@texthelp.com)

**Bill To**

California Online Public Schools

Accounts Payable

33272 Valle Road,

San Juan Capistrano, California 92675

ATTN: NA

**Ship To**

California Online Public Schools

Accounts Payable

33272 Valle Road,

San Juan Capistrano, California 92675

ATTN: Than Short

| QTY                | Item | Type   | License Description             | Sub Start Date | Sub End Date | Unit Price | Extended Price       |
|--------------------|------|--------|---------------------------------|----------------|--------------|------------|----------------------|
| 9                  | NWS  | Retail | News2you™                       | 8/1/2025       | 7/31/2026    | USD 259.99 | USD 2,339.91         |
| 9                  | SSX  | Retail | SymbolStix PRIME® / SYMBOLSTIX® | 8/1/2025       | 7/31/2026    | USD 184.99 | USD 1,664.91         |
| 20                 | ULS  | Retail | Unique Learning System®         | 8/1/2025       | 7/31/2026    | USD 830.99 | USD 16,619.80        |
| <b>Total Unit:</b> |      |        |                                 |                |              |            | <b>USD 20,624.62</b> |
| <b>VAT:</b>        |      |        |                                 |                |              |            | <b>USD 0.00</b>      |
| <b>Total:</b>      |      |        |                                 |                |              |            | <b>USD 20,624.62</b> |

NOTE: Credits, discount, adjustments, notes

## RESOURCES INCLUDED WITH SUBSCRIPTION :

- Please see here for appropriate support contact information and note that support varies by product:
  - Co.Writer, Equatio, OrbitNote, Read&Write, Snap&Read, uPAR [support@texthelp.com](mailto:support@texthelp.com) and 1-888-248-2479 with coverage from 9AM - 5PM Eastern Standard Time
  - Classics, Inspire, L3skills, news2you, Polaris, Positivity, Unique Learning System [support@n2y.com](mailto:support@n2y.com) and 800-697-6575 with coverage from 8AM - 4:30PM Eastern Standard Time  
Note that chat support is available 9AM - 7:15PM Eastern Standard Time
- Online Support Forum/Knowledgebase
- Training and Implementation resources including Feature & How to Videos, Getting Started Guides, Toolmatcher, Training Portal, Product Certification, Live & Recorded webinars, Just-In-Time Email Communications, Smart Start Sessions and In-App Walkthroughs
- Product Updates and Enhancements
- Additional Professional Development Offerings available for purchase

## FINANCIAL NOTES:

- Credit card payments will only be accepted for purchases of \$5000 or less, a convenience fee will be applied to all credit card transactions
  - A copy of the Tax-Exempt ID Certificate must accompany order if applicable, otherwise sales tax may be charged. All quoted sales tax is estimated and subject to change on final invoicing.
  - Our prices are subject to periodic increases
  - Additional licenses, optional features, upgrades and enhanced functionalities may incur additional fee(s), and will be priced pursuant to [EVERWAY'S ] then current price list and quoted by [EVERWAY'S] upon receipt of a written request from Customer.
-




## California Online Public Schools


### PURCHASE REQUISITION FORM **THIS IS NOT A PURCHASE ORDER**

|   |                                      |   |
|---|--------------------------------------|---|
| Name of Requestor:<br>Than Short  | Today's Date: 4/17/25                | Date Needed By: 7/15/25   |
| Department/ Grade Level: St Services  | School Region: All                   |   |
| Vendor Name: Everway  | Vendor Contact Name Jennifer Mercier | Vendor Email: j.mercier@texthelp.com                                      |
| Vendor Address: N2Y LLC 2401 Sawmill Pkwy Suite 10-11, Huron, OH 44839, United States |                                      | PO's or Payment Questions<br>nafinance@everway.com Fed Tax ID: 26-2606260 |


Intent / Usage/ Notes of Purchase:  
**St. Services Curriculum**

| Item of Purchase: <i>(add item link, if necessary)</i> | Quantity | Rate:    | Price:             | Notes/ Description: |
|--|----------|----------|--------------------|---------------------|
| News2you™  | 9        | \$259.99 | \$2,339.91         |                     |
| SymbolStix PRIME® / SYMBOLSTIX®                        | 9        | \$184.99 | \$1,664.91         |                     |
| Unique Learning System®                                | 20       | \$830.99 | \$16,619.80        |                     |
| <b>Total:</b>  |          |          | <b>\$20,624.62</b> |                     |

Requestor Name: Than Short      Requestor Signature:       Date: 04/25/2025

SPuDs Name: Leslie Dombek      SPuDs Signature:       Date: 04/28/2025

#### FOR FINANCE DEPARTMENT USE ONLY

Finance Designee Approval (for budget review):       Date: 05/06/2025

Method of Payment:    Credit Card     Check     ACH     Purchase Order     Other:

PO#: \_\_\_\_\_      PO# Date Issued: \_\_\_\_\_      Requisition #: \_\_\_\_\_



## California Online Public Schools

### Purchase Requisition and Approval Process

1. A purchase requisition must be submitted for all required products or services before any purchase can be made.
2. The requestor completes the purchase requisition and submits it for approval.
3. The requisition goes through an escalating approval flow, starting with the requestor's grade-level principal, director, or superintendent (SPuDs). They have the option to approve, deny, or request additional verification.
4. If one of the SPuDs approves the requisition, it must be emailed to [finance@californiaops.org](mailto:finance@californiaops.org) for further budget approval.
5. The purchase request undergoes budget review and policy checks to ensure compliance.
6. Once the requisition is approved by finance, either:
  - a. The request is processed for payment, and a finance representative will place the order, or
  - b. A purchase order is initiated and sent to the vendor for acceptance and fulfillment.



## 2024-2025 PURCHASE ORDER

**California Online Public Schools**  
33272 Valle Road, San Juan Capistrano, CA 92675  
(949) 461-1667 Phone (949) 240-7895 Fax

|   |   |
|---|---|
| Purchase Order Number: <u>2024 - 25 - 127</u>   |   |
| Date: <u>5/6/2025</u>   | Vendor: <u>Parent Square</u>                |
| Vendor Contact Name: <u>Valerie Conti</u>   | Address: <u>6144 Calle Real, Suite 200A</u> |
| Vendor Phone Number: _____  | City: <u>Goleta</u>                         |
| Vendor Fax Number: _____  | State: <u>CA</u>                            |
| Email P.O. to vendor? <input checked="" type="checkbox"/> Yes <input type="checkbox"/> No | Zip: <u>93117</u>                           |
| Vendor Email: <u>Valerie.conti@parentsquare.com</u>                                       |   |

|   |
|---|
| Requester: <b>Leslie Dombek</b>                   |
| Department: <b>Ed Services</b>                    |
| Parent/Family Communication tool- all school      |
| Intent/Purpose: _____                             |
| DocuSigned by:<br><b>Leslie Dombek</b> 05/06/2025 |
| Signature: _____ Date: _____                      |

| Product/Description   | Sales Quote#       | Item# | Cost          | Qty  | Total Cost    |
|---|--------------------|-------|---------------|------|---------------|
| Annual Parent Square Contract (12 Months)<br>Start date: July 1, 2025 | 20250426-094500229 | -     | \$ 5.00       | 9249 | \$ 46,245.00  |
| Discount  | 20250426-094500229 | -     | \$ (2,589.72) | 1    | \$ (2,589.72) |
|   |                    |       |               |      | \$ -          |
|   |                    |       |               |      | \$ -          |
|   |                    |       |               |      | \$ -          |
|   |                    |       |               |      | \$ -          |
|   |                    |       |               |      | \$ -          |
|   |                    |       |               |      | \$ -          |
|   |                    |       |               |      | \$ -          |
| DocuSigned by:  |                    |       |               |      | \$ -          |

|   |  |                    |
|---|--|--------------------|
| Signatures (or email approval)<br><b>Denise Anderson</b> 05/06/2025     | <b>Order Total</b>   | <b>\$43,655.28</b> |
| Purchaser/Requestor<br>Signed by: <b>Denise Anderson</b> 05/06/2025     |  |                    |
| Administrative Approval (required)<br><b>Denise Anderson</b> 05/06/2025 | <input type="checkbox"/> via email approval (see attached) |                    |
| Finance Approval (required) _____ Date: _____                           |  |                    |



# ParentSquare™

## California Online Public Schools - July 2025 Renewal

**Pricing Term Start Date:** July 1, 2025 | **Pricing Term End Date:** June 30, 2026 | **Quote Create Date:** April 28, 2025 | **Reference:** 20250428-094500229

**California Online Public Schools**

33272 Valle Road  
San Juan Capistrano, CA 92675  
United States

**Richie Romero**

Deputy Superintendent  
romero@californiaops.org  
877-384-0366

### Comments

Valerie Conti - ParentSquare, Inc.



# Products & Services

| Item & Description  | Billing Start Date | Term (Months) | Quantity | Unit Price    | Total   |
|---|--------------------|---------------|----------|---------------|---|
| <p><b>Engage 2023</b></p> <p>Universal Reach</p> <ul style="list-style-type: none"> <li>• One-way notifications and urgent alerts</li> <li>• Automated notices and attendance notifications</li> <li>• Social and website sharing</li> <li>• Student communication app (StudentSquare)</li> </ul> <p>True Two-Way</p> <ul style="list-style-type: none"> <li>• Two-way SMS texting</li> <li>• Two-way app and web messaging</li> <li>• Two-way email replies</li> <li>• Automatic language translation</li> </ul> <p>Enhanced Engagement</p> <ul style="list-style-type: none"> <li>• Newsletter designer (Studio Editor)</li> <li>• Appointment invitations and RSVPs</li> <li>• Volunteering and signups</li> <li>• Searchable directory</li> </ul> <p>Admin Intelligence</p> <ul style="list-style-type: none"> <li>• Data analytics and report...</li> </ul> <p><b>Payment starts: July 1, 2025</b></p> | July 1, 2025       | 12            | 9,249    | \$5.00 / year | <p>\$43,655.28 / year</p> <p>after \$2,589.72 discount for 1 year</p> |

Due now  \$0.00

### Future Payments Summary

| Item        | Payment   |
|-------------|---|
| Engage 2023 | \$43,655.28 / year starting on July 1, 2025 for 1 payment |

### Signature

Before you sign this quote, an email must be sent to you to verify your identity. Find your profile below to request a verification email.

**Richie Romero**  
rromero@californiaops.org

**This quote expires on July 27, 2025**

#### Purchase terms

District/School Agreement -- The Services are subject to the terms contained in this Order Form and School Agreement which are located at [www.parentsquare.com/agreement](http://www.parentsquare.com/agreement), and incorporated by reference into this Order Form ("ParentSquare School Agreement").

By executing this Order Form, the undersigned certifies that (i) the undersigned is a duly authorized agent of District/School, and (ii) the undersigned has read the ParentSquare School Agreement and will take all reasonable measures to enforce them within the District/School.

*NOTE: Pricing above does not reflect ParentSquare's right to increase pricing up to 5% each annual period. Pricing above also does not include applicable tax, which will be applied upon invoicing.*

Privacy Policy -- The ParentSquare Privacy Policy may be reviewed here - <https://www.parentsquare.com/privacy>

Terms of Use -- The ParentSquare Terms of Use may be reviewed here - <https://www.parentsquare.com/terms>

StudentSquare Consent -- Pursuant to Children's Online Privacy and Protection Act ("COPPA"), ParentSquare relies on the School's consent on behalf of students in order to allow those under 13 years of age to use our services.

**Questions? Contact me**



**Valerie Conti**

valerie.conti@parentsquare.com

**ParentSquare, Inc.**

6144 Calle Real, Suite 200A

Goleta, CA 93117

United States



California Online  
Public Schools

**PURCHASE REQUISITION FORM**  
**THIS IS NOT A PURCHASE ORDER**

|   |                                       |   |
|---|---------------------------------------|---|
| Name of Requestor:<br>Leslie Dombek   | Today's Date:<br>4/30/25              | Date Needed By: 7/27/25                         |
| Department/ Grade Level:<br>Ed Services                                       | School Region:<br>All                 |   |
| Vendor Name:<br>Parent Square   | Vendor Contact Name:<br>Valerie Conti | Vendor Email:<br>valerie.conti@parentsquare.com |
| Vendor Address:<br>6144 Calle Real, Suite 200A Goleta, CA 93117 United States |                                       |   |

Intent / Usage/ Notes of Purchase:

Parent Square- a school-wide communication tool for Parents/students and staff.

| Item of Purchase: <i>(add item link, if necessary)</i> | Quantity: | Price:      | Notes/ Description: |
|--|-----------|-------------|---------------------|
| Annual Parent Square contract                          | 1         | \$43,655.28 |                     |
|  |           |             |                     |
|  |           |             |                     |
|  |           |             |                     |
|  |           |             |                     |
|  |           |             |                     |
|  |           |             |                     |
|  |           |             |                     |
| <b>Total:</b>  |           |             |                     |

Requestor Name: Leslie Dombek Requestor Signature: Leslie Dombek Date: \_\_\_\_\_

SPuDs Name: L. Carter SPuDs Signature: [Signature] Date: 5.1.25  
Lachelle Carter DocuSigned by: 53EF3C0E6DA47E... 05/06/2025

**FOR FINANCE DEPARTMENT USE ONLY**

Method of Payment: Credit Card  Check  ACH  Purchase Order  Other: \_\_\_\_\_

PO#: \_\_\_\_\_ PO# Date Issued: \_\_\_\_\_ Requisition #: \_\_\_\_\_



# California Online Public Schools - July 2025 Renewal

**Pricing Term Start Date:** July 1, 2025 | **Pricing Term End Date:** June 30, 2026 | **Quote Create Date:** April 28, 2025 | **Reference:** 20250428-094500229

**California Online Public Schools**  
33272 Valle Road  
San Juan Capistrano, CA 92675  
United States

**Richie Romero**  
Deputy Superintendent  
romero@californiaops.org  
877-384-0366

## Comments

Valerie Conti - ParentSquare, Inc.



# Products & Services

| Item & Description   | Billing Start Date | Term (Months) | Quantity | Unit Price    | Total  |
|--|--------------------|---------------|----------|---------------|--|
| <b>Engage 2023</b><br>Universal Reach<br>• One-way notifications and urgent alerts<br>• Automated notices and attendance notifications<br>• Social and website sharing<br>• Student communication app (StudentSquare)<br><br>True Two-Way<br>• Two-way SMS texting<br>• Two-way app and web messaging<br>• Two-way email replies<br>• Automatic language translation<br><br>Enhanced Engagement<br>• Newsletter designer (Studio Editor)<br>• Appointment invitations and RSVPs<br>• Volunteering and signups<br>• Searchable directory<br><br>Admin Intelligence<br>• Data analytics and report...<br><br><b>Payment starts: July 1, 2025</b> | July 1, 2025       | 12            | 9,249    | \$5.00 / year | \$43,655.28 / year<br>after \$2,589.72 discount for 1 year |

Due now ..... \$0.00

### Future Payments Summary

| Item        | Payment   |
|-------------|---|
| Engage 2023 | \$43,655.28 / year starting on July 1, 2025 for 1 payment |

### Signature

Before you sign this quote, an email must be sent to you to verify your identity. Find your profile below to request a verification email.

|   |  |
|---|--|
| <p><b>Richie Romero</b><br/>rromero@californiaops.org</p> |  |
|---|--|

**This quote expires on July 27, 2025**

#### Purchase terms

District/School Agreement -- The Services are subject to the terms contained in this Order Form and School Agreement which are located at [www.parentsquare.com/agreement](http://www.parentsquare.com/agreement), and incorporated by reference into this Order Form ("ParentSquare School Agreement").

By executing this Order Form, the undersigned certifies that (i) the undersigned is a duly authorized agent of District/School, and (ii) the undersigned has read the ParentSquare School Agreement and will take all reasonable measures to enforce them within the District/School.

*NOTE: Pricing above does not reflect ParentSquare's right to increase pricing up to 5% each annual period. Pricing above also does not include applicable tax, which will be applied upon invoicing.*

Privacy Policy -- The ParentSquare Privacy Policy may be reviewed here - <https://www.parentsquare.com/privacy>

Terms of Use -- The ParentSquare Terms of Use may be reviewed here - <https://www.parentsquare.com/terms>

StudentSquare Consent -- Pursuant to Children's Online Privacy and Protection Act ("COPPA"), ParentSquare relies on the School's consent on behalf of students in order to allow those under 13 years of age to use our services.



**Valerie Conti**

valerie.conti@parentsquare.com

**ParentSquare, Inc.**

6144 Calle Real, Suite 200A

Goleta, CA 93117

United States



P.O. Box 629028  
 EL Dorado Hills, CA 95762-9028

CALIFORNIA ONLINE PUBLIC SCHOOLS  
 Customer ID: 2510099819  
 Statement ID: 251009950189  
 April 2025

RETURN SERVICE ONLY - DO NOT MAIL PAYMENTS TO THE ABOVE ADDRESS

CALIFORNIA ONLINE PUBLIC SCHOOLS  
 LaChelle Carter  
 33272 VALLE RD  
 SAN JUAN CAPISTRANO, CA 92675-4842

Any activity processed after 03/15/2025 will appear on your next bill.

**Summary of Amount Due**

|                              |                    |
|------------------------------|--------------------|
| Previous Balance             | \$87,053.87        |
| Payments                     | \$-87,053.87       |
| <b>Balance</b>               | <b>\$0.00</b>      |
| Current Activity             | \$91,032.78        |
| Retro Activity               | \$0.00             |
| <b>Total Current Charges</b> | <b>\$91,032.78</b> |

|   |                    |
|---|--------------------|
| <b>Total Amount Due</b>                 | <b>\$91,032.78</b> |
| (Includes past due and current charges) |                    |
| <b>Due Before</b>                       | <b>04/01/2025</b>  |

You're signed up for autopay. Your account ending in 7900 will be charged \$91,032.78, on 03/28/2025.

We've made a few account detail naming changes on the PDF and Excel versions of your monthly premium bill. Visit [kp.org/employer-readyourbill/ca](http://kp.org/employer-readyourbill/ca) to view our updated How to Read Your Bill Guide for more information.

| Accounts included in this bill |        |                 |                                |                           |               |
|--------------------------------|--------|-----------------|--------------------------------|---------------------------|---------------|
| Purchaser ID                   | Region | Billing Unit ID | Billing Unit Name              | Total Active Member Count | Total Charges |
| 236567                         | SCR    | 0000            | CALIFORNIA ONLINE/HCHMO ACTIVE | 100                       | \$59,359.86   |
| 236567                         | SCR    | 0001            | CALIFORNIA ONLINE/HSA ACTIVES  | 74                        | \$31,672.92   |



Any activity processed after 03/15/2025 will appear on your next bill.

**Payment Summary for Customer ID 2510099819**

| Purchaser ID             | Date posted | Payment type | Reference number | Payment amount | Billing Unit ID applied | Amount applied      |
|--------------------------|-------------|--------------|------------------|----------------|-------------------------|---------------------|
| 236567                   | 02/25/2025  | ACH          | 4792626          | \$87,053.87    | 0000                    | \$-55,380.95        |
| 236567                   | 02/25/2025  | ACH          | 4792626          | \$87,053.87    | 0001                    | \$-31,672.92        |
| <b>Total amount paid</b> |             |              |                  |                |                         | <b>\$-87,053.87</b> |

It can take up to 10 days to process your payments. If you don't see a payment you've already made, you'll see it on a future bill.



CALIFORNIA ONLINE PUBLIC SCHOOLS

Customer ID: 7928198292

Statement ID: 792819850158

April 2025

P.O. Box 629028  
EL Dorado Hills, CA 95762-9028

RETURN SERVICE ONLY - DO NOT MAIL PAYMENTS TO THE ABOVE ADDRESS

CALIFORNIA ONLINE PUBLIC SCHOOLS  
LaChelle Carter  
33272 VALLE RD  
SAN JUAN CAPISTRANO, CA 92675-4842

Any activity processed after 03/15/2025 will appear on your next bill.

**Summary of Amount Due**

|                              |                    |
|------------------------------|--------------------|
| Previous Balance             | \$27,957.35        |
| Payments                     | \$-27,957.35       |
| <b>Balance</b>               | <b>\$0.00</b>      |
|                              |                    |
| Current Activity             | \$27,957.35        |
| Retro Activity               | \$0.00             |
| <b>Total Current Charges</b> | <b>\$27,957.35</b> |

**Total Amount Due** **\$27,957.35**

(Includes past due and current charges)

**Due Before** **04/01/2025**

You're signed up for autopay. Your account ending in 7900 will be charged \$27,957.35, on 03/28/2025.

We've made a few account detail naming changes on the PDF and Excel versions of your monthly premium bill. Visit [kp.org/employer-readyourbill/ca](http://kp.org/employer-readyourbill/ca) to view our updated How to Read Your Bill Guide for more information.

| Accounts included in this bill |        |                 |                                |                           |               |
|--------------------------------|--------|-----------------|--------------------------------|---------------------------|---------------|
| Purchaser ID                   | Region | Billing Unit ID | Billing Unit Name              | Total Active Member Count | Total Charges |
| 608019                         | NCR    | 0000            | CALIFORNIA ONLINE/HCHMO ACTIVE | 34                        | \$17,670.51   |
| 608019                         | NCR    | 0001            | CALIFORNIA ONLINE/HSA ACTIVES  | 23                        | \$10,286.84   |



CALIFORNIA ONLINE PUBLIC SCHOOLS

Customer ID: 7928198292

Statement ID: 792819850158

April 2025

Any activity processed after 03/15/2025 will appear on your next bill.

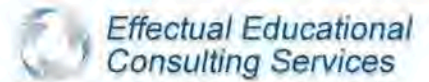
**Payment Summary for Customer ID 7928198292**

| Purchaser ID             | Date posted | Payment type | Reference number | Payment amount | Billing Unit ID applied | Amount applied      |
|--------------------------|-------------|--------------|------------------|----------------|-------------------------|---------------------|
| 608019                   | 02/25/2025  | ACH          | 4792223          | \$27,957.35    | 0000                    | \$-17,670.51        |
| 608019                   | 02/25/2025  | ACH          | 4792223          | \$27,957.35    | 0001                    | \$-10,286.84        |
| <b>Total amount paid</b> |             |              |                  |                |                         | <b>\$-27,957.35</b> |

It can take up to 10 days to process your payments. If you don't see a payment you've already made, you'll see it on a future bill.

**Effectual Educational Consulting Services**

22756 Sweet Meadow  
 Mission Viejo, CA 92692  
 rhawnda.bochum@eecsspedservices.com



**INVOICE**

**BILL TO**  
 Connections Education dba Pearson OBL  
 SoCal  
 10960 Grantchester Way - 3rd floor  
 Columbia, MD 21044

**INVOICE** 12920  
**DATE** 01/31/2025  
**TERMS** Net 30

| DESCRIPTION  | QTY  | RATE   | AMOUNT |
|--|------|--------|--------|
| Ciara Castille - Parent Counseling:<br>SoCal<br>1/9/25 1.00<br>1/10/25 1.00  | 2    | 110.00 | 220.00 |
| Ciara Castille - Behavior Intervention Services:<br>SoCal<br>1/8/25 1.00<br>1/15/25 1.00<br>1/9/25 1.00<br>1/9/25 1.00   | 4    | 110.00 | 440.00 |
| Jill Morrison - Individual Counseling:<br>SoCal<br>01/07/25 1.00<br>01/14/25 1.00<br>01/21/25 1.00<br>01/28/25 1.00  | 4    | 110.00 | 440.00 |
| Jill Morrison - Behavior Intervention Services:<br>SoCal<br>01/07/25 1.00<br>01/14/25 1.00<br>01/21/25 1.00<br>01/28/25 1.00   | 4    | 110.00 | 440.00 |
| Brandi Bazemore - Adaptive PE services:<br>SoCal<br>01/17/25 0.50<br>01/24/25 0.50<br>01/23/25 0.50<br>01/30/25 0.50   | 2    | 112.00 | 224.00 |
| Dale Stone - Speech and Language Pathologist:<br>SoCal<br>01/28/25 0.25<br>01/06/25 0.50<br>01/08/25 0.50<br>01/13/25 0.50<br>01/13/25 0.50<br>01/15/25 0.50<br>01/22/25 0.50<br>01/27/25 0.50<br>01/07/25 0.34<br>01/09/25 0.34<br>01/13/25 0.50<br>01/14/25 0.34<br>01/16/25 0.34<br>01/21/25 0.34 | 7.38 | 130.00 | 959.40 |

01/23/25 0.34  
 01/28/25 0.34  
 01/28/25 0.25  
 01/29/25 0.50

Henry Hernandez - Individual Counseling:  
 Social

34 110.00 3,740.00

01/06/25 1.00  
 01/15/25 1.00  
 01/20/25 1.00  
 01/28/25 1.00  
 01/06/25 1.00  
 01/13/25 1.00  
 01/27/25 1.00  
 01/08/25 1.00  
 01/17/25 1.00  
 01/22/25 1.00  
 01/29/25 1.00  
 01/08/25 1.00  
 01/15/25 1.00  
 01/22/25 1.00  
 01/29/25 1.00  
 01/14/25 1.00  
 01/21/25 1.00  
 01/22/25 1.00  
 01/24/25 1.00  
 01/24/25 1.00  
 01/17/25 1.00  
 01/24/25 1.00  
 01/10/25 1.00  
 01/17/25 1.00  
 01/24/25 1.00  
 01/15/25 1.00  
 01/16/25 1.00  
 01/10/25 1.00  
 01/23/25 1.00  
 01/07/25 1.00  
 01/14/25 1.00  
 01/16/25 1.00  
 01/21/25 1.00  
 01/28/25 1.00

Bevy Escobar - School Nurse:  
 Social

20 112.00 2,240.00

01/27/25 4.00  
 01/27/25 4.00  
 01/10/25 4.00  
 01/08/25 4.00  
 01/28/25 4.00

Henry Hernandez - Counseling & Guidance:  
 SoCal

13 110.00 1,430.00

01/09/25 1.00  
 01/17/25 1.00  
 01/10/25 1.00  
 01/17/25 1.00  
 01/24/25 1.00  
 01/06/25 1.00  
 01/13/25 1.00  
 01/27/25 1.00  
 01/09/25 1.00  
 01/06/25 1.00  
 01/13/25 1.00  
 01/22/25 1.00  
 01/27/25 1.00

Henry Hernandez - Behavior Intervention Services:  
 SoCal

5 110.00 550.00

|  |       |        |          |
|--|-------|--------|----------|
| 01/14/25 1.00  |       |        |          |
| 01/21/25 1.00  |       |        |          |
| 01/06/25 1.00  |       |        |          |
| 01/28/25 1.00  |       |        |          |
| 01/13/25 1.00  |       |        |          |
| <b>BAE Therapy - Behavior Intervention Services:</b> |       |        |          |
| SoCal  |       |        |          |
| 12/06/24 2.00  |       |        |          |
| 12/12/24 2.00  |       |        |          |
| 12/19/24 2.00  |       |        |          |
| 12/23/24 2.00  |       |        |          |
| 12/30/24 2.00  |       |        |          |
|  | 10    | 110.00 | 1,100.00 |
| <b>Clarissa English - School Psychologist:</b>       |       |        |          |
| 01/06/25 1.00 N/A                                    | 1     | 0.00   | 0.00     |
| <b>Kathryn Pierson - School Psychologist:</b>        |       |        |          |
| SoCal  |       |        |          |
| 01/13/25 17.25                                       | 17.25 | 112.00 | 1,932.00 |
| <b>MacKenzie Feeken - Individual Counseling:</b>     |       |        |          |
| Socal  |       |        |          |
| 01/13/2025 1   |       |        |          |
| 01/27/2025 1   |       |        |          |
| 01/21/2025 1   |       |        |          |
| 01/13/2025 1   |       |        |          |
| 01/23/2025 1   |       |        |          |
| 01/30/2025 1   |       |        |          |
| 01/13/2025 1   |       |        |          |
| 01/21/2025 1   |       |        |          |
| 01/27/2025 1   |       |        |          |
|  | 9     | 110.00 | 990.00   |
| <b>MacKenzie Feeken - Parent Counseling:</b>         |       |        |          |
| SoCal  |       |        |          |
| 01/28/25 1   | 1     | 110.00 | 110.00   |
| <b>Hether Henderson - School Psychologist:</b>       |       |        |          |
| SoCal  |       |        |          |
| 01/30/25 0.50  |       |        |          |
| 01/31/25 4.00  |       |        |          |
| 01/30/25 0.50  |       |        |          |
|  | 5     | 112.00 | 560.00   |
| <b>Julie Vilcek - Adaptive PE services:</b>          |       |        |          |
| SOCAL  |       |        |          |
| 01/27/25 0.50  |       |        |          |
| 01/27/25 1.00  |       |        |          |
|  | 1.50  | 112.00 | 168.00   |
| <b>Kim Smith - School Psychologist:</b>              |       |        |          |
| SoCal  |       |        |          |
| 01/13/25 2.25  |       |        |          |
| 01/16/25 3.00  |       |        |          |
| 01/22/25 2.75  |       |        |          |
| 01/28/25 2.50  |       |        |          |
| 01/29/25 3.00  |       |        |          |
|  | 13.50 | 112.00 | 1,512.00 |
| <b>Linda Nguyen - School Psychologist:</b>           |       |        |          |
| SoCal  |       |        |          |
| 01/24/25 28.00                                       | 28    | 112.00 | 3,136.00 |
| <b>Bryn Molinari - Adaptive PE services:</b>         |       |        |          |
| SoCal  |       |        |          |
| 01/24/25 0.66  |       |        |          |
| 01/27/25 0.66  |       |        |          |
| 01/24/25 0.50  |       |        |          |
| 01/28/25 0.50  |       |        |          |
| 01/24/25 0.50  |       |        |          |
| 01/31/25 0.50  |       |        |          |
|  | 3.32  | 112.00 | 371.84   |

|  |   |        |        |
|--|---|--------|--------|
| Monique Charbonnet - Physical Therapist: | 3 | 160.00 | 480.00 |
| SoCal                                    |   |        |        |
| 01/10/25 0.50                            |   |        |        |
| 01/10/25 0.50                            |   |        |        |
| 01/24/25 0.50                            |   |        |        |
| 01/24/25 0.50                            |   |        |        |
| 01/31/25 0.50                            |   |        |        |
| 01/31/25 0.50                            |   |        |        |


|  |    |        |          |
|--|----|--------|----------|
| Matthew Lowenstein - Adaptive PE services: | 15 | 112.00 | 1,680.00 |
| SoCal                                      |    |        |          |
| 01/06/25 0.50                              |    |        |          |
| 01/07/25 0.50                              |    |        |          |
| 01/08/25 0.50                              |    |        |          |
| 01/09/25 0.50                              |    |        |          |
| 01/09/25 0.50                              |    |        |          |
| 01/09/25 0.50                              |    |        |          |
| 01/10/25 0.50                              |    |        |          |
| 01/13/25 0.50                              |    |        |          |
| 01/13/25 0.75                              |    |        |          |
| 01/14/25 0.50                              |    |        |          |
| 01/15/25 0.50                              |    |        |          |
| 01/16/25 0.50                              |    |        |          |
| 01/16/25 0.50                              |    |        |          |
| 01/16/25 0.75                              |    |        |          |
| 01/17/25 0.50                              |    |        |          |
| 01/21/25 0.50                              |    |        |          |
| 01/22/25 0.50                              |    |        |          |
| 01/23/25 0.50                              |    |        |          |
| 01/23/25 0.50                              |    |        |          |
| 01/23/25 0.75                              |    |        |          |
| 01/24/25 0.50                              |    |        |          |
| 01/27/25 0.50                              |    |        |          |
| 01/28/25 0.50                              |    |        |          |
| 01/29/25 0.50                              |    |        |          |
| 01/30/25 0.50                              |    |        |          |
| 01/30/25 0.50                              |    |        |          |
| 01/30/25 0.75                              |    |        |          |
| 01/31/25 0.50                              |    |        |          |

|   |   |        |        |
|---|---|--------|--------|
| Shannon Lopynski - Counseling & Guidance: | 9 | 110.00 | 990.00 |
| SoCal                                     |   |        |        |
| 1/8/25 1                                  |   |        |        |
| 01/15/25                                  |   |        |        |
| 01/22/25                                  |   |        |        |
| 1/29/25 1                                 |   |        |        |
| 1/6/25 1                                  |   |        |        |
| 1/14/25 1                                 |   |        |        |
| 1/21/25 1                                 |   |        |        |
| 1/28/25 1                                 |   |        |        |
| 1/28/25 1                                 |   |        |        |

|   |    |        |          |
|---|----|--------|----------|
| Shannon Lopynski - Individual Counseling: | 19 | 110.00 | 2,090.00 |
| SoCal                                     |    |        |          |
| 01/13/25                                  |    |        |          |
| 1/17/25                                   |    |        |          |
| 1/30/25                                   |    |        |          |
| 1/8/25                                    |    |        |          |
| 1/22/25                                   |    |        |          |
| 1/27/25                                   |    |        |          |
| 01/14/25                                  |    |        |          |
| 1/28/25                                   |    |        |          |
| 1/8/25                                    |    |        |          |
| 1/22/25                                   |    |        |          |
| 1/29 1                                    |    |        |          |
| 1/15/25                                   |    |        |          |
| 1/15/25                                   |    |        |          |

|  |  |       |          |
|--|--|-------|----------|
| 1/29/25 1                                      |  |       |          |
| 01/06/25                                       |  |       |          |
| 1/27/25 1                                      |  |       |          |
| 01/10/25                                       |  |       |          |
| 1/23/25 1                                      |  |       |          |
| <b>Sarah Johnson - Adaptive PE services:</b>   |  |       |          |
| SoCal  |  | 16.50 | 112.00   |
| 01/07/25 0.50                                  |  |       | 1,848.00 |
| 01/14/25 0.50                                  |  |       |          |
| 01/21/25 0.50                                  |  |       |          |
| 01/21/25 0.50                                  |  |       |          |
| 01/23/25 0.25                                  |  |       |          |
| 01/28/25 0.50                                  |  |       |          |
| 01/06/25 0.50                                  |  |       |          |
| 01/14/25 0.50                                  |  |       |          |
| 01/23/25 0.25                                  |  |       |          |
| 01/28/25 0.50                                  |  |       |          |
| 01/21/25 0.50                                  |  |       |          |
| 01/23/25 0.25                                  |  |       |          |
| 01/09/25 0.50                                  |  |       |          |
| 01/23/25 0.25                                  |  |       |          |
| 01/23/25 0.50                                  |  |       |          |
| 01/29/25 0.50                                  |  |       |          |
| 01/09/25 0.50                                  |  |       |          |
| 01/23/25 0.50                                  |  |       |          |
| 01/23/25 0.25                                  |  |       |          |
| 01/24/25 0.50                                  |  |       |          |
| 01/29/25 0.50                                  |  |       |          |
| 01/09/25 0.50                                  |  |       |          |
| 01/23/25 0.50                                  |  |       |          |
| 01/23/25 0.25                                  |  |       |          |
| 01/27/25 0.50                                  |  |       |          |
| 01/29/25 0.50                                  |  |       |          |
| 01/09/25 0.50                                  |  |       |          |
| 01/23/25 0.25                                  |  |       |          |
| 01/23/25 0.50                                  |  |       |          |
| 01/28/25 0.50                                  |  |       |          |
| 01/29/25 0.50                                  |  |       |          |
| 01/21/25 0.50                                  |  |       |          |
| 01/06/25 1.00                                  |  |       |          |
| 01/23/25 1.00                                  |  |       |          |
| 01/27/25 0.25                                  |  |       |          |
| <b>Michelle Ballard - School Psychologist:</b> |  |       |          |
| SoCal  |  | 16.25 | 112.00   |
| 01/06/25 0.25                                  |  |       | 1,820.00 |
| 01/07/25 1.00                                  |  |       |          |
| 01/08/25 0.75                                  |  |       |          |
| 01/09/25 3.50                                  |  |       |          |
| 01/10/25 2.00                                  |  |       |          |
| 01/14/25 0.25                                  |  |       |          |
| 01/15/25 1.00                                  |  |       |          |
| 01/19/25 2.25                                  |  |       |          |
| 01/21/25 1.00                                  |  |       |          |
| 01/27/25 0.50                                  |  |       |          |
| 01/27/25 0.75                                  |  |       |          |
| 01/28/25 0.25                                  |  |       |          |
| 01/29/25 0.25                                  |  |       |          |
| 01/27/25 0.25                                  |  |       |          |
| 01/28/25 0.25                                  |  |       |          |
| 01/30/25 2.00                                  |  |       |          |
| <b>Artesja Cobb - Occupational Therapist:</b>  |  |       |          |
| SoCal  |  | 10.65 | 130.00   |
| 1/29/25 0.50                                   |  |       | 1,384.50 |
| 1/9/25 1.50                                    |  |       |          |

1/27/25 1.00  
 1/24/25 0.50  
 1/31/25 0.50  
 1/8/25 0.50  
 1/22/25 0.50  
 1/9/25 0.33  
 1/16/25 0.33  
 1/23/25 0.33  
 1/30/25 0.33  
 1/8/25 0.50  
 1/15/25 0.50  
 1/22/25 0.50  
 1/29/25 0.50  
 1/8/25 0.50  
 1/15/25 0.50  
 1/22/25 0.50  
 1/29/25 0.50  
 1/29/25 0.33



Stephanie Strauss - Adaptive PE services:

4.75 112.00 532.00

SOCAL  
 01/10/25 0.50  
 01/24/25 0.50  
 01/06/25 0.75  
 01/10/25 0.75  
 01/15/25 0.75  
 01/24/25 0.75  
 01/28/25 0.75



Romayn Jones - Speech and Language Pathologist:

3.50 130.00 455.00

SOCAL  
 01/08/25 2.00  
 01/10/25 1.50



Erin Titone - OI & AT Specialist:

0.59 130.00 76.70

SOCAL  
 01/28/25 0.17  
 01/27/25 0.25  
 01/27/25 0.17



BAE Therapy - Behavior Intervention Services:

8 110.00 880.00

SOCAL  
 01/09/25 2.00  
 01/15/25 2.00  
 01/22/25 2.00  
 01/29/25 2.00



Ciara Castille - Individual Counseling:

6 110.00 660.00

Socal  
 1/7/25 1.00  
 1/14/25 1.0  
 1/21/25 1.0  
 1/28/25 1.0  
 1/16/25 1.0  
 1/15/25 1.0



Ciara Castille - Counseling & Guidance:

4 110.00 440.00

SoCal  
 1/10/25 1.00  
 1/21/25 1.00  
 1/23/25 2.00



BALANCE DUE

**\$33,899.44**

Pay invoice

# oxford



**Corporate Headquarters**  
 300 Corporate Center Drive  
 Manalapan, NJ 07726  
 Tel (732) 761-1955  
 Fax (732) 761-8404  
 (800) 718-8855  
[www.oxfordconsulting.com](http://www.oxfordconsulting.com)

*"Your Staffing Source for Educational and Therapeutic Professionals."*

## Invoice

| Date      | Invoice # |
|-----------|-----------|
| 2/28/2025 | 167315    |

**Bill To**

California Online Public Schools  
 LaChelle Carter-Finance Director  
 33272 Valle Road  
 San Juan Capistrano, CA 92675

| Serviced     | Qty   | Description  | Rate  | Amount              |
|--------------|-------|--|-------|---------------------|
|              |       | Services Provided in February 2025                   |       |                     |
|              |       | Paraprofessional Services<br>Grade Band Para Support |       |                     |
|              | 2,605 | CalOPS Grade Band Para Support                       | 48.00 | 125,040.00          |
|              |       | Verification forms attached                          |       |                     |
| <b>Total</b> |       |  |       | <b>\$125,040.00</b> |

*GRADE BAND*

| Service Date<br>(Actual<br>Service Date) | Service Provider/<br>Therapist Name | Service Provided<br>(Please use SEIS<br>Service Code<br>Number and Name) | Service<br>Duration<br>- Hourly<br>(Actual<br>Length of<br>Service) | Hourly Fee<br>(Rate from<br>Signed<br>Master Contract) | Amount Due<br>(Service Duration<br>x<br>Hourly Fee) | Notes |
|--|-------------------------------------|--|---|--|---|-------|
|  |                                     |  |   |  |   |       |
| 2/3/2025                                 | Madeleine Bliss                     | Paraprofessional   | 6.00  | \$48.00  | \$288.00  |       |
| 2/4/2025                                 | Madeleine Bliss                     | Paraprofessional   | 6.00  | \$48.00  | \$288.00  |       |
| 2/5/2025                                 | Madeleine Bliss                     | Paraprofessional   | 7.00  | \$48.00  | \$336.00  |       |
| 2/6/2025                                 | Madeleine Bliss                     | Paraprofessional   | 6.00  | \$48.00  | \$288.00  |       |
| 2/7/2025                                 | Madeleine Bliss                     | Paraprofessional   | 6.00  | \$48.00  | \$288.00  |       |
|  |                                     |  |   |  |   |       |
|  |                                     |  |   |  |   |       |
| 2/10/2025                                | Madeleine Bliss                     | Paraprofessional   | 6.00  | \$48.00  | \$288.00  |       |
| 2/11/2025                                | Madeleine Bliss                     | Paraprofessional   | 6.00  | \$48.00  | \$288.00  |       |
| 2/12/2025                                | Madeleine Bliss                     | Paraprofessional   | 7.00  | \$48.00  | \$336.00  |       |
| 2/13/2025                                | Madeleine Bliss                     | Paraprofessional   | 6.00  | \$48.00  | \$288.00  |       |
| 2/14/2025                                | Madeleine Bliss                     | Paraprofessional   | 6.00  | \$48.00  | \$288.00  |       |
|  |                                     |  |   |  |   |       |
|  |                                     |  |   |  |   |       |
| 2/17/2025                                | Madeleine Bliss                     | Paraprofessional   | 0.00  | \$48.00  | \$0.00  |       |
| 2/18/2025                                | Madeleine Bliss                     | Paraprofessional   | 6.00  | \$48.00  | \$288.00  |       |
| 2/19/2025                                | Madeleine Bliss                     | Paraprofessional   | 7.00  | \$48.00  | \$336.00  |       |
| 2/20/2025                                | Madeleine Bliss                     | Paraprofessional   | 6.00  | \$48.00  | \$288.00  |       |
| 2/21/2025                                | Madeleine Bliss                     | Paraprofessional   | 6.00  | \$48.00  | \$288.00  |       |
|  |                                     |  |   |  |   |       |
|  |                                     |  |   |  |   |       |
| 2/24/2025                                | Madeleine Bliss                     | Paraprofessional   | 6.00  | \$48.00  | \$288.00  |       |
| 2/25/2025                                | Madeleine Bliss                     | Paraprofessional   | 6.00  | \$48.00  | \$288.00  |       |
| 2/26/2025                                | Madeleine Bliss                     | Paraprofessional   | 7.00  | \$48.00  | \$336.00  |       |
| 2/27/2025                                | Madeleine Bliss                     | Paraprofessional   | 6.00  | \$48.00  | \$288.00  |       |
| 2/28/2025                                | Madeleine Bliss                     | Paraprofessional   | 6.00  | \$48.00  | \$288.00  |       |
|  |                                     |  |   |  |   |       |
|  |                                     |  | <b>118.00</b>   |  | <b>\$5,664.00</b>                                   |       |
|  |                                     |  |   |  |   |       |
| 2/3/2025                                 | Christina Brasil                    | Paraprofessional   | 6.00  | \$48.00  | \$288.00  |       |
| 2/4/2025                                 | Christina Brasil                    | Paraprofessional   | 6.00  | \$48.00  | \$288.00  |       |
| 2/5/2025                                 | Christina Brasil                    | Paraprofessional   | 7.00  | \$48.00  | \$336.00  |       |
| 2/6/2025                                 | Christina Brasil                    | Paraprofessional   | 6.00  | \$48.00  | \$288.00  |       |
| 2/7/2025                                 | Christina Brasil                    | Paraprofessional   | 6.00  | \$48.00  | \$288.00  |       |
|  |                                     |  |   |  |   |       |
|  |                                     |  |   |  |   |       |
| 2/10/2025                                | Christina Brasil                    | Paraprofessional   | 6.00  | \$48.00  | \$288.00  |       |
| 2/11/2025                                | Christina Brasil                    | Paraprofessional   | 6.00  | \$48.00  | \$288.00  |       |
| 2/12/2025                                | Christina Brasil                    | Paraprofessional   | 7.00  | \$48.00  | \$336.00  |       |
| 2/13/2025                                | Christina Brasil                    | Paraprofessional   | 6.00  | \$48.00  | \$288.00  |       |
| 2/14/2025                                | Christina Brasil                    | Paraprofessional   | 6.00  | \$48.00  | \$288.00  |       |
|  |                                     |  |   |  |   |       |
|  |                                     |  |   |  |   |       |
| 2/17/2025                                | Christina Brasil                    | Paraprofessional   | 0.00  | \$48.00  | \$0.00  |       |
| 2/18/2025                                | Christina Brasil                    | Paraprofessional   | 6.00  | \$48.00  | \$288.00  |       |
| 2/19/2025                                | Christina Brasil                    | Paraprofessional   | 7.00  | \$48.00  | \$336.00  |       |
| 2/20/2025                                | Christina Brasil                    | Paraprofessional   | 6.00  | \$48.00  | \$288.00  |       |
| 2/21/2025                                | Christina Brasil                    | Paraprofessional   | 6.00  | \$48.00  | \$288.00  |       |
|  |                                     |  |   |  |   |       |

|           |                  |                  |               |         |                   |      |
|-----------|------------------|------------------|---------------|---------|-------------------|------|
| 2/24/2025 | Christina Brasil | Paraprofessional | 6.00          | \$48.00 | \$288.00          |      |
| 2/25/2025 | Christina Brasil | Paraprofessional | 6.00          | \$48.00 | \$288.00          |      |
| 2/26/2025 | Christina Brasil | Paraprofessional | 7.00          | \$48.00 | \$336.00          |      |
| 2/27/2025 | Christina Brasil | Paraprofessional | 6.00          | \$48.00 | \$288.00          |      |
| 2/28/2025 | Christina Brasil | Paraprofessional | 6.00          | \$48.00 | \$288.00          |      |
|           |                  |                  | <b>118.00</b> |         | <b>\$5,664.00</b> |      |
| 2/3/2025  | Kourtney Clark   | Paraprofessional | 6.00          | \$48.00 | \$288.00          |      |
| 2/4/2025  | Kourtney Clark   | Paraprofessional | 0.00          | \$48.00 | \$0.00            | Sick |
| 2/5/2025  | Kourtney Clark   | Paraprofessional | 7.00          | \$48.00 | \$336.00          |      |
| 2/6/2025  | Kourtney Clark   | Paraprofessional | 6.00          | \$48.00 | \$288.00          |      |
| 2/7/2025  | Kourtney Clark   | Paraprofessional | 6.00          | \$48.00 | \$288.00          |      |
| 2/10/2025 | Kourtney Clark   | Paraprofessional | 6.00          | \$48.00 | \$288.00          |      |
| 2/11/2025 | Kourtney Clark   | Paraprofessional | 6.00          | \$48.00 | \$288.00          |      |
| 2/12/2025 | Kourtney Clark   | Paraprofessional | 7.00          | \$48.00 | \$336.00          |      |
| 2/13/2025 | Kourtney Clark   | Paraprofessional | 6.00          | \$48.00 | \$288.00          |      |
| 2/14/2025 | Kourtney Clark   | Paraprofessional | 6.00          | \$48.00 | \$288.00          |      |
| 2/17/2025 | Kourtney Clark   | Paraprofessional | 0.00          | \$48.00 | \$0.00            |      |
| 2/18/2025 | Kourtney Clark   | Paraprofessional | 6.00          | \$48.00 | \$288.00          |      |
| 2/19/2025 | Kourtney Clark   | Paraprofessional | 7.00          | \$48.00 | \$336.00          |      |
| 2/20/2025 | Kourtney Clark   | Paraprofessional | 6.00          | \$48.00 | \$288.00          |      |
| 2/21/2025 | Kourtney Clark   | Paraprofessional | 6.00          | \$48.00 | \$288.00          |      |
| 2/24/2025 | Kourtney Clark   | Paraprofessional | 6.00          | \$48.00 | \$288.00          |      |
| 2/25/2025 | Kourtney Clark   | Paraprofessional | 6.00          | \$48.00 | \$288.00          |      |
| 2/26/2025 | Kourtney Clark   | Paraprofessional | 7.00          | \$48.00 | \$336.00          |      |
| 2/27/2025 | Kourtney Clark   | Paraprofessional | 6.00          | \$48.00 | \$288.00          |      |
| 2/28/2025 | Kourtney Clark   | Paraprofessional | 6.00          | \$48.00 | \$288.00          |      |
|           |                  |                  | <b>112.00</b> |         | <b>\$5,376.00</b> |      |
| 2/3/2025  | Jamie Epp        | Paraprofessional | 6.00          | \$48.00 | \$288.00          |      |
| 2/4/2025  | Jamie Epp        | Paraprofessional | 6.00          | \$48.00 | \$288.00          |      |
| 2/5/2025  | Jamie Epp        | Paraprofessional | 7.00          | \$48.00 | \$336.00          |      |
| 2/6/2025  | Jamie Epp        | Paraprofessional | 6.00          | \$48.00 | \$288.00          |      |
| 2/7/2025  | Jamie Epp        | Paraprofessional | 6.00          | \$48.00 | \$288.00          |      |
| 2/10/2025 | Jamie Epp        | Paraprofessional | 6.00          | \$48.00 | \$288.00          |      |
| 2/11/2025 | Jamie Epp        | Paraprofessional | 6.00          | \$48.00 | \$288.00          |      |
| 2/12/2025 | Jamie Epp        | Paraprofessional | 7.00          | \$48.00 | \$336.00          |      |
| 2/13/2025 | Jamie Epp        | Paraprofessional | 6.00          | \$48.00 | \$288.00          |      |
| 2/14/2025 | Jamie Epp        | Paraprofessional | 6.00          | \$48.00 | \$288.00          |      |
| 2/17/2025 | Jamie Epp        | Paraprofessional | 0.00          | \$48.00 | \$0.00            |      |
| 2/18/2025 | Jamie Epp        | Paraprofessional | 6.00          | \$48.00 | \$288.00          |      |
| 2/19/2025 | Jamie Epp        | Paraprofessional | 7.00          | \$48.00 | \$336.00          |      |
| 2/20/2025 | Jamie Epp        | Paraprofessional | 6.00          | \$48.00 | \$288.00          |      |

|           |               |                  |               |         |                   |      |
|-----------|---------------|------------------|---------------|---------|-------------------|------|
| 2/21/2025 | Jamie Epp     | Paraprofessional | 6.00          | \$48.00 | \$288.00          |      |
|           |               |                  |               |         |                   |      |
| 2/24/2025 | Jamie Epp     | Paraprofessional | 6.00          | \$48.00 | \$288.00          |      |
| 2/25/2025 | Jamie Epp     | Paraprofessional | 0.00          | \$48.00 | \$0.00            | Sick |
| 2/26/2025 | Jamie Epp     | Paraprofessional | 7.00          | \$48.00 | \$336.00          |      |
| 2/27/2025 | Jamie Epp     | Paraprofessional | 6.00          | \$48.00 | \$288.00          |      |
| 2/28/2025 | Jamie Epp     | Paraprofessional | 6.00          | \$48.00 | \$288.00          |      |
|           |               |                  | <b>112.00</b> |         | <b>\$5,376.00</b> |      |
| 2/3/2025  | Leticia Filer | Paraprofessional | 6.00          | \$48.00 | \$288.00          |      |
| 2/4/2025  | Leticia Filer | Paraprofessional | 6.00          | \$48.00 | \$288.00          |      |
| 2/5/2025  | Leticia Filer | Paraprofessional | 7.00          | \$48.00 | \$336.00          |      |
| 2/6/2025  | Leticia Filer | Paraprofessional | 6.00          | \$48.00 | \$288.00          |      |
| 2/7/2025  | Leticia Filer | Paraprofessional | 6.00          | \$48.00 | \$288.00          |      |
|           |               |                  |               |         |                   |      |
| 2/10/2025 | Leticia Filer | Paraprofessional | 6.00          | \$48.00 | \$288.00          |      |
| 2/11/2025 | Leticia Filer | Paraprofessional | 6.00          | \$48.00 | \$288.00          |      |
| 2/12/2025 | Leticia Filer | Paraprofessional | 7.00          | \$48.00 | \$336.00          |      |
| 2/13/2025 | Leticia Filer | Paraprofessional | 6.00          | \$48.00 | \$288.00          |      |
| 2/14/2025 | Leticia Filer | Paraprofessional | 6.00          | \$48.00 | \$288.00          |      |
|           |               |                  |               |         |                   |      |
| 2/17/2025 | Leticia Filer | Paraprofessional | 0.00          | \$48.00 | \$0.00            |      |
| 2/18/2025 | Leticia Filer | Paraprofessional | 6.00          | \$48.00 | \$288.00          |      |
| 2/19/2025 | Leticia Filer | Paraprofessional | 7.00          | \$48.00 | \$336.00          |      |
| 2/20/2025 | Leticia Filer | Paraprofessional | 6.00          | \$48.00 | \$288.00          |      |
| 2/21/2025 | Leticia Filer | Paraprofessional | 6.00          | \$48.00 | \$288.00          |      |
|           |               |                  |               |         |                   |      |
| 2/24/2025 | Leticia Filer | Paraprofessional | 6.00          | \$48.00 | \$288.00          |      |
| 2/25/2025 | Leticia Filer | Paraprofessional | 6.00          | \$48.00 | \$288.00          |      |
| 2/26/2025 | Leticia Filer | Paraprofessional | 7.00          | \$48.00 | \$336.00          |      |
| 2/27/2025 | Leticia Filer | Paraprofessional | 6.00          | \$48.00 | \$288.00          |      |
| 2/28/2025 | Leticia Filer | Paraprofessional | 6.00          | \$48.00 | \$288.00          |      |
|           |               |                  | <b>118.00</b> |         | <b>\$5,664.00</b> |      |
| 2/3/2025  | Laurelle Flax | Paraprofessional | 6.00          | \$48.00 | \$288.00          |      |
| 2/4/2025  | Laurelle Flax | Paraprofessional | 6.00          | \$48.00 | \$288.00          |      |
| 2/5/2025  | Laurelle Flax | Paraprofessional | 7.00          | \$48.00 | \$336.00          |      |
| 2/6/2025  | Laurelle Flax | Paraprofessional | 6.00          | \$48.00 | \$288.00          |      |
| 2/7/2025  | Laurelle Flax | Paraprofessional | 6.00          | \$48.00 | \$288.00          |      |
|           |               |                  |               |         |                   |      |
| 2/10/2025 | Laurelle Flax | Paraprofessional | 6.00          | \$48.00 | \$288.00          |      |
| 2/11/2025 | Laurelle Flax | Paraprofessional | 6.00          | \$48.00 | \$288.00          |      |
| 2/12/2025 | Laurelle Flax | Paraprofessional | 7.00          | \$48.00 | \$336.00          |      |
| 2/13/2025 | Laurelle Flax | Paraprofessional | 6.00          | \$48.00 | \$288.00          |      |
| 2/14/2025 | Laurelle Flax | Paraprofessional | 6.00          | \$48.00 | \$288.00          |      |
|           |               |                  |               |         |                   |      |
| 2/17/2025 | Laurelle Flax | Paraprofessional | 0.00          | \$48.00 | \$0.00            |      |
| 2/18/2025 | Laurelle Flax | Paraprofessional | 6.00          | \$48.00 | \$288.00          |      |

|           |                    |                  |               |         |                   |      |
|-----------|--------------------|------------------|---------------|---------|-------------------|------|
| 2/19/2025 | Laurelle Flax      | Paraprofessional | 7.00          | \$48.00 | \$336.00          |      |
| 2/20/2025 | Laurelle Flax      | Paraprofessional | 6.00          | \$48.00 | \$288.00          |      |
| 2/21/2025 | Laurelle Flax      | Paraprofessional | 6.00          | \$48.00 | \$288.00          |      |
|           |                    |                  |               |         |                   |      |
| 2/24/2025 | Laurelle Flax      | Paraprofessional | 6.00          | \$48.00 | \$288.00          |      |
| 2/25/2025 | Laurelle Flax      | Paraprofessional | 6.00          | \$48.00 | \$288.00          |      |
| 2/26/2025 | Laurelle Flax      | Paraprofessional | 7.00          | \$48.00 | \$336.00          |      |
| 2/27/2025 | Laurelle Flax      | Paraprofessional | 6.00          | \$48.00 | \$288.00          |      |
| 2/28/2025 | Laurelle Flax      | Paraprofessional | 6.00          | \$48.00 | \$288.00          |      |
|           |                    |                  | <b>118.00</b> |         | <b>\$5,664.00</b> |      |
| 2/3/2025  | Lauren Fleischmann | Paraprofessional | 6.00          | \$48.00 | \$288.00          |      |
| 2/4/2025  | Lauren Fleischmann | Paraprofessional | 6.00          | \$48.00 | \$288.00          |      |
| 2/5/2025  | Lauren Fleischmann | Paraprofessional | 7.00          | \$48.00 | \$336.00          |      |
| 2/6/2025  | Lauren Fleischmann | Paraprofessional | 6.00          | \$48.00 | \$288.00          |      |
| 2/7/2025  | Lauren Fleischmann | Paraprofessional | 6.00          | \$48.00 | \$288.00          |      |
|           |                    |                  |               |         |                   |      |
| 2/10/2025 | Lauren Fleischmann | Paraprofessional | 6.00          | \$48.00 | \$288.00          |      |
| 2/11/2025 | Lauren Fleischmann | Paraprofessional | 6.00          | \$48.00 | \$288.00          |      |
| 2/12/2025 | Lauren Fleischmann | Paraprofessional | 7.00          | \$48.00 | \$336.00          |      |
| 2/13/2025 | Lauren Fleischmann | Paraprofessional | 6.00          | \$48.00 | \$288.00          |      |
| 2/14/2025 | Lauren Fleischmann | Paraprofessional | 6.00          | \$48.00 | \$288.00          |      |
|           |                    |                  |               |         |                   |      |
| 2/17/2025 | Lauren Fleischmann | Paraprofessional | 0.00          | \$48.00 | \$0.00            |      |
| 2/18/2025 | Lauren Fleischmann | Paraprofessional | 6.00          | \$48.00 | \$288.00          |      |
| 2/19/2025 | Lauren Fleischmann | Paraprofessional | 7.00          | \$48.00 | \$336.00          |      |
| 2/20/2025 | Lauren Fleischmann | Paraprofessional | 6.00          | \$48.00 | \$288.00          |      |
| 2/21/2025 | Lauren Fleischmann | Paraprofessional | 0.00          | \$48.00 | \$0.00            | Sick |
|           |                    |                  |               |         |                   |      |
| 2/24/2025 | Lauren Fleischmann | Paraprofessional | 6.00          | \$48.00 | \$288.00          |      |
| 2/25/2025 | Lauren Fleischmann | Paraprofessional | 6.00          | \$48.00 | \$288.00          |      |
| 2/26/2025 | Lauren Fleischmann | Paraprofessional | 7.00          | \$48.00 | \$336.00          |      |
| 2/27/2025 | Lauren Fleischmann | Paraprofessional | 6.00          | \$48.00 | \$288.00          |      |
| 2/28/2025 | Lauren Fleischmann | Paraprofessional | 6.00          | \$48.00 | \$288.00          |      |
|           |                    |                  | <b>112.00</b> |         | <b>\$5,376.00</b> |      |
| 2/3/2025  | Flores Cindy       | Paraprofessional | 6.00          | \$48.00 | \$288.00          |      |
| 2/4/2025  | Flores Cindy       | Paraprofessional | 6.00          | \$48.00 | \$288.00          |      |
| 2/5/2025  | Flores Cindy       | Paraprofessional | 7.00          | \$48.00 | \$336.00          |      |
| 2/6/2025  | Flores Cindy       | Paraprofessional | 6.00          | \$48.00 | \$288.00          |      |
| 2/7/2025  | Flores Cindy       | Paraprofessional | 6.00          | \$48.00 | \$288.00          |      |
|           |                    |                  |               |         |                   |      |
| 2/10/2025 | Flores Cindy       | Paraprofessional | 6.00          | \$48.00 | \$288.00          |      |
| 2/11/2025 | Flores Cindy       | Paraprofessional | 6.00          | \$48.00 | \$288.00          |      |
| 2/12/2025 | Flores Cindy       | Paraprofessional | 7.00          | \$48.00 | \$336.00          |      |
| 2/13/2025 | Flores Cindy       | Paraprofessional | 6.00          | \$48.00 | \$288.00          |      |
| 2/14/2025 | Flores Cindy       | Paraprofessional | 6.00          | \$48.00 | \$288.00          |      |

|           |                 |                  |               |         |                   |      |
|-----------|-----------------|------------------|---------------|---------|-------------------|------|
| 2/17/2025 | Flores Cindy    | Paraprofessional | 0.00          | \$48.00 | \$0.00            |      |
| 2/18/2025 | Flores Cindy    | Paraprofessional | 0.00          | \$48.00 | \$0.00            | Sick |
| 2/19/2025 | Flores Cindy    | Paraprofessional | 7.00          | \$48.00 | \$336.00          |      |
| 2/20/2025 | Flores Cindy    | Paraprofessional | 6.00          | \$48.00 | \$288.00          |      |
| 2/21/2025 | Flores Cindy    | Paraprofessional | 6.00          | \$48.00 | \$288.00          |      |
|           |                 |                  |               |         |                   |      |
| 2/24/2025 | Flores Cindy    | Paraprofessional | 6.00          | \$48.00 | \$288.00          |      |
| 2/25/2025 | Flores Cindy    | Paraprofessional | 6.00          | \$48.00 | \$288.00          |      |
| 2/26/2025 | Flores Cindy    | Paraprofessional | 7.00          | \$48.00 | \$336.00          |      |
| 2/27/2025 | Flores Cindy    | Paraprofessional | 6.00          | \$48.00 | \$288.00          |      |
| 2/28/2025 | Flores Cindy    | Paraprofessional | 6.00          | \$48.00 | \$288.00          |      |
|           |                 |                  |               |         |                   |      |
|           |                 |                  | <b>112.00</b> |         | <b>\$5,376.00</b> |      |
|           |                 |                  |               |         |                   |      |
| 2/3/2025  | Edna Guerrero   | Paraprofessional | 6.00          | \$48.00 | \$288.00          |      |
| 2/4/2025  | Edna Guerrero   | Paraprofessional | 6.00          | \$48.00 | \$288.00          |      |
| 2/5/2025  | Edna Guerrero   | Paraprofessional | 6.00          | \$48.00 | \$288.00          |      |
| 2/6/2025  | Edna Guerrero   | Paraprofessional | 7.00          | \$48.00 | \$336.00          |      |
| 2/7/2025  | Edna Guerrero   | Paraprofessional | 0.00          | \$48.00 | \$0.00            | Sick |
|           |                 |                  |               |         |                   |      |
| 2/10/2025 | Edna Guerrero   | Paraprofessional | 6.00          | \$48.00 | \$288.00          |      |
| 2/11/2025 | Edna Guerrero   | Paraprofessional | 6.00          | \$48.00 | \$288.00          |      |
| 2/12/2025 | Edna Guerrero   | Paraprofessional | 6.00          | \$48.00 | \$288.00          |      |
| 2/13/2025 | Edna Guerrero   | Paraprofessional | 7.00          | \$48.00 | \$336.00          |      |
| 2/14/2025 | Edna Guerrero   | Paraprofessional | 6.00          | \$48.00 | \$288.00          |      |
|           |                 |                  |               |         |                   |      |
| 2/17/2025 | Edna Guerrero   | Paraprofessional | 0.00          | \$48.00 | \$0.00            |      |
| 2/18/2025 | Edna Guerrero   | Paraprofessional | 6.00          | \$48.00 | \$288.00          |      |
| 2/19/2025 | Edna Guerrero   | Paraprofessional | 6.00          | \$48.00 | \$288.00          |      |
| 2/20/2025 | Edna Guerrero   | Paraprofessional | 6.00          | \$48.00 | \$288.00          |      |
| 2/21/2025 | Edna Guerrero   | Paraprofessional | 7.00          | \$48.00 | \$336.00          |      |
|           |                 |                  |               |         |                   |      |
| 2/24/2025 | Edna Guerrero   | Paraprofessional | 6.00          | \$48.00 | \$288.00          |      |
| 2/25/2025 | Edna Guerrero   | Paraprofessional | 6.00          | \$48.00 | \$288.00          |      |
| 2/26/2025 | Edna Guerrero   | Paraprofessional | 6.00          | \$48.00 | \$288.00          |      |
| 2/27/2025 | Edna Guerrero   | Paraprofessional | 6.00          | \$48.00 | \$288.00          |      |
| 2/28/2025 | Edna Guerrero   | Paraprofessional | 7.00          | \$48.00 | \$336.00          |      |
|           |                 |                  |               |         |                   |      |
|           |                 |                  | <b>112.00</b> |         | <b>\$5,376.00</b> |      |
|           |                 |                  |               |         |                   |      |
| 2/3/2025  | Heather Hilaman | Paraprofessional | 6.00          | \$48.00 | \$288.00          |      |
| 2/4/2025  | Heather Hilaman | Paraprofessional | 6.00          | \$48.00 | \$288.00          |      |
| 2/5/2025  | Heather Hilaman | Paraprofessional | 6.00          | \$48.00 | \$288.00          |      |
| 2/6/2025  | Heather Hilaman | Paraprofessional | 6.50          | \$48.00 | \$312.00          |      |
| 2/7/2025  | Heather Hilaman | Paraprofessional | 6.50          | \$48.00 | \$312.00          |      |
|           |                 |                  |               |         |                   |      |
| 2/10/2025 | Heather Hilaman | Paraprofessional | 6.00          | \$48.00 | \$288.00          |      |
| 2/11/2025 | Heather Hilaman | Paraprofessional | 6.00          | \$48.00 | \$288.00          |      |
| 2/12/2025 | Heather Hilaman | Paraprofessional | 6.00          | \$48.00 | \$288.00          |      |
| 2/13/2025 | Heather Hilaman | Paraprofessional | 6.00          | \$48.00 | \$288.00          |      |
| 2/14/2025 | Heather Hilaman | Paraprofessional | 7.00          | \$48.00 | \$336.00          |      |

|           |                 |                  |               |         |                   |
|-----------|-----------------|------------------|---------------|---------|-------------------|
|           |                 |                  |               |         |                   |
|           |                 |                  |               |         |                   |
| 2/17/2025 | Heather Hilaman | Paraprofessional | 0.00          | \$48.00 | \$0.00            |
| 2/18/2025 | Heather Hilaman | Paraprofessional | 6.50          | \$48.00 | \$312.00          |
| 2/19/2025 | Heather Hilaman | Paraprofessional | 6.00          | \$48.00 | \$288.00          |
| 2/20/2025 | Heather Hilaman | Paraprofessional | 6.00          | \$48.00 | \$288.00          |
| 2/21/2025 | Heather Hilaman | Paraprofessional | 6.00          | \$48.00 | \$288.00          |
|           |                 |                  |               |         |                   |
|           |                 |                  |               |         |                   |
| 2/24/2025 | Heather Hilaman | Paraprofessional | 6.50          | \$48.00 | \$312.00          |
| 2/25/2025 | Heather Hilaman | Paraprofessional | 6.25          | \$48.00 | \$300.00          |
| 2/26/2025 | Heather Hilaman | Paraprofessional | 6.25          | \$48.00 | \$300.00          |
| 2/27/2025 | Heather Hilaman | Paraprofessional | 6.00          | \$48.00 | \$288.00          |
| 2/28/2025 | Heather Hilaman | Paraprofessional | 6.00          | \$48.00 | \$288.00          |
|           |                 |                  |               |         |                   |
|           |                 |                  |               |         |                   |
|           |                 |                  | <b>117.50</b> |         | <b>\$5,640.00</b> |
|           |                 |                  |               |         |                   |
|           |                 |                  |               |         |                   |
| 2/3/2025  | Natalie Hoss    | Paraprofessional | 6.00          | \$48.00 | \$288.00          |
| 2/4/2025  | Natalie Hoss    | Paraprofessional | 6.00          | \$48.00 | \$288.00          |
| 2/5/2025  | Natalie Hoss    | Paraprofessional | 7.00          | \$48.00 | \$336.00          |
| 2/6/2025  | Natalie Hoss    | Paraprofessional | 6.00          | \$48.00 | \$288.00          |
| 2/7/2025  | Natalie Hoss    | Paraprofessional | 6.00          | \$48.00 | \$288.00          |
|           |                 |                  |               |         |                   |
|           |                 |                  |               |         |                   |
| 2/10/2025 | Natalie Hoss    | Paraprofessional | 6.00          | \$48.00 | \$288.00          |
| 2/11/2025 | Natalie Hoss    | Paraprofessional | 6.00          | \$48.00 | \$288.00          |
| 2/12/2025 | Natalie Hoss    | Paraprofessional | 7.00          | \$48.00 | \$336.00          |
| 2/13/2025 | Natalie Hoss    | Paraprofessional | 6.00          | \$48.00 | \$288.00          |
| 2/14/2025 | Natalie Hoss    | Paraprofessional | 6.00          | \$48.00 | \$288.00          |
|           |                 |                  |               |         |                   |
|           |                 |                  |               |         |                   |
| 2/17/2025 | Natalie Hoss    | Paraprofessional | 0.00          | \$48.00 | \$0.00            |
| 2/18/2025 | Natalie Hoss    | Paraprofessional | 6.00          | \$48.00 | \$288.00          |
| 2/19/2025 | Natalie Hoss    | Paraprofessional | 7.00          | \$48.00 | \$336.00          |
| 2/20/2025 | Natalie Hoss    | Paraprofessional | 6.00          | \$48.00 | \$288.00          |
| 2/21/2025 | Natalie Hoss    | Paraprofessional | 3.00          | \$48.00 | \$144.00          |
|           |                 |                  |               |         |                   |
|           |                 |                  |               |         |                   |
| 2/24/2025 | Natalie Hoss    | Paraprofessional | 6.00          | \$48.00 | \$288.00          |
| 2/25/2025 | Natalie Hoss    | Paraprofessional | 6.00          | \$48.00 | \$288.00          |
| 2/26/2025 | Natalie Hoss    | Paraprofessional | 7.00          | \$48.00 | \$336.00          |
| 2/27/2025 | Natalie Hoss    | Paraprofessional | 6.00          | \$48.00 | \$288.00          |
| 2/28/2025 | Natalie Hoss    | Paraprofessional | 6.00          | \$48.00 | \$288.00          |
|           |                 |                  |               |         |                   |
|           |                 |                  |               |         |                   |
|           |                 |                  | <b>115.00</b> |         | <b>\$5,520.00</b> |
|           |                 |                  |               |         |                   |
|           |                 |                  |               |         |                   |
| 2/3/2025  | Jessica Johnson | Paraprofessional | 6.00          | \$48.00 | \$288.00          |
| 2/4/2025  | Jessica Johnson | Paraprofessional | 6.00          | \$48.00 | \$288.00          |
| 2/5/2025  | Jessica Johnson | Paraprofessional | 7.00          | \$48.00 | \$336.00          |
| 2/6/2025  | Jessica Johnson | Paraprofessional | 6.00          | \$48.00 | \$288.00          |
| 2/7/2025  | Jessica Johnson | Paraprofessional | 6.00          | \$48.00 | \$288.00          |
|           |                 |                  |               |         |                   |
|           |                 |                  |               |         |                   |
| 2/10/2025 | Jessica Johnson | Paraprofessional | 6.00          | \$48.00 | \$288.00          |
| 2/11/2025 | Jessica Johnson | Paraprofessional | 6.00          | \$48.00 | \$288.00          |
| 2/12/2025 | Jessica Johnson | Paraprofessional | 7.00          | \$48.00 | \$336.00          |

|           |                 |                  |               |         |                   |  |
|-----------|-----------------|------------------|---------------|---------|-------------------|--|
| 2/13/2025 | Jessica Johnson | Paraprofessional | 6.00          | \$48.00 | \$288.00          |  |
| 2/14/2025 | Jessica Johnson | Paraprofessional | 6.00          | \$48.00 | \$288.00          |  |
|           |                 |                  |               |         |                   |  |
| 2/17/2025 | Jessica Johnson | Paraprofessional | 0.00          | \$48.00 | \$0.00            |  |
| 2/18/2025 | Jessica Johnson | Paraprofessional | 6.00          | \$48.00 | \$288.00          |  |
| 2/19/2025 | Jessica Johnson | Paraprofessional | 7.00          | \$48.00 | \$336.00          |  |
| 2/20/2025 | Jessica Johnson | Paraprofessional | 6.00          | \$48.00 | \$288.00          |  |
| 2/21/2025 | Jessica Johnson | Paraprofessional | 6.00          | \$48.00 | \$288.00          |  |
|           |                 |                  |               |         |                   |  |
| 2/24/2025 | Jessica Johnson | Paraprofessional | 6.00          | \$48.00 | \$288.00          |  |
| 2/25/2025 | Jessica Johnson | Paraprofessional | 6.00          | \$48.00 | \$288.00          |  |
| 2/26/2025 | Jessica Johnson | Paraprofessional | 7.00          | \$48.00 | \$336.00          |  |
| 2/27/2025 | Jessica Johnson | Paraprofessional | 6.00          | \$48.00 | \$288.00          |  |
| 2/28/2025 | Jessica Johnson | Paraprofessional | 6.00          | \$48.00 | \$288.00          |  |
|           |                 |                  |               |         |                   |  |
|           |                 |                  | <b>118.00</b> |         | <b>\$5,664.00</b> |  |
|           |                 |                  |               |         |                   |  |
| 2/3/2025  | Harpreet Kaur   | Paraprofessional | 6.00          | \$48.00 | \$288.00          |  |
| 2/4/2025  | Harpreet Kaur   | Paraprofessional | 6.00          | \$48.00 | \$288.00          |  |
| 2/5/2025  | Harpreet Kaur   | Paraprofessional | 7.00          | \$48.00 | \$336.00          |  |
| 2/6/2025  | Harpreet Kaur   | Paraprofessional | 6.00          | \$48.00 | \$288.00          |  |
| 2/7/2025  | Harpreet Kaur   | Paraprofessional | 6.00          | \$48.00 | \$288.00          |  |
|           |                 |                  |               |         |                   |  |
| 2/10/2025 | Harpreet Kaur   | Paraprofessional | 6.00          | \$48.00 | \$288.00          |  |
| 2/11/2025 | Harpreet Kaur   | Paraprofessional | 6.00          | \$48.00 | \$288.00          |  |
| 2/12/2025 | Harpreet Kaur   | Paraprofessional | 7.00          | \$48.00 | \$336.00          |  |
| 2/13/2025 | Harpreet Kaur   | Paraprofessional | 6.00          | \$48.00 | \$288.00          |  |
| 2/14/2025 | Harpreet Kaur   | Paraprofessional | 6.00          | \$48.00 | \$288.00          |  |
|           |                 |                  |               |         |                   |  |
| 2/17/2025 | Harpreet Kaur   | Paraprofessional | 0.00          | \$48.00 | \$0.00            |  |
| 2/18/2025 | Harpreet Kaur   | Paraprofessional | 6.00          | \$48.00 | \$288.00          |  |
| 2/19/2025 | Harpreet Kaur   | Paraprofessional | 7.00          | \$48.00 | \$336.00          |  |
| 2/20/2025 | Harpreet Kaur   | Paraprofessional | 6.00          | \$48.00 | \$288.00          |  |
| 2/21/2025 | Harpreet Kaur   | Paraprofessional | 6.00          | \$48.00 | \$288.00          |  |
|           |                 |                  |               |         |                   |  |
| 2/24/2025 | Harpreet Kaur   | Paraprofessional | 6.00          | \$48.00 | \$288.00          |  |
| 2/25/2025 | Harpreet Kaur   | Paraprofessional | 6.00          | \$48.00 | \$288.00          |  |
| 2/26/2025 | Harpreet Kaur   | Paraprofessional | 7.00          | \$48.00 | \$336.00          |  |
| 2/27/2025 | Harpreet Kaur   | Paraprofessional | 6.00          | \$48.00 | \$288.00          |  |
| 2/28/2025 | Harpreet Kaur   | Paraprofessional | 6.00          | \$48.00 | \$288.00          |  |
|           |                 |                  |               |         |                   |  |
|           |                 |                  | <b>118.00</b> |         | <b>\$5,664.00</b> |  |
|           |                 |                  |               |         |                   |  |
| 2/3/2025  | Nichole King    | Paraprofessional | 6.00          | \$48.00 | \$288.00          |  |
| 2/4/2025  | Nichole King    | Paraprofessional | 6.00          | \$48.00 | \$288.00          |  |
| 2/5/2025  | Nichole King    | Paraprofessional | 7.00          | \$48.00 | \$336.00          |  |
| 2/6/2025  | Nichole King    | Paraprofessional | 6.00          | \$48.00 | \$288.00          |  |
| 2/7/2025  | Nichole King    | Paraprofessional | 6.00          | \$48.00 | \$288.00          |  |
|           |                 |                  |               |         |                   |  |
| 2/10/2025 | Nichole King    | Paraprofessional | 6.00          | \$48.00 | \$288.00          |  |

|           |               |                  |               |         |                   |
|-----------|---------------|------------------|---------------|---------|-------------------|
| 2/11/2025 | Nichole King  | Paraprofessional | 6.00          | \$48.00 | \$288.00          |
| 2/12/2025 | Nichole King  | Paraprofessional | 7.00          | \$48.00 | \$336.00          |
| 2/13/2025 | Nichole King  | Paraprofessional | 6.00          | \$48.00 | \$288.00          |
| 2/14/2025 | Nichole King  | Paraprofessional | 6.00          | \$48.00 | \$288.00          |
|           |               |                  |               |         |                   |
| 2/17/2025 | Nichole King  | Paraprofessional | 0.00          | \$48.00 | \$0.00            |
| 2/18/2025 | Nichole King  | Paraprofessional | 6.00          | \$48.00 | \$288.00          |
| 2/19/2025 | Nichole King  | Paraprofessional | 7.00          | \$48.00 | \$336.00          |
| 2/20/2025 | Nichole King  | Paraprofessional | 6.00          | \$48.00 | \$288.00          |
| 2/21/2025 | Nichole King  | Paraprofessional | 6.00          | \$48.00 | \$288.00          |
|           |               |                  |               |         |                   |
| 2/24/2025 | Nichole King  | Paraprofessional | 6.00          | \$48.00 | \$288.00          |
| 2/25/2025 | Nichole King  | Paraprofessional | 6.00          | \$48.00 | \$288.00          |
| 2/26/2025 | Nichole King  | Paraprofessional | 7.00          | \$48.00 | \$336.00          |
| 2/27/2025 | Nichole King  | Paraprofessional | 6.00          | \$48.00 | \$288.00          |
| 2/28/2025 | Nichole King  | Paraprofessional | 6.00          | \$48.00 | \$288.00          |
|           |               |                  |               |         |                   |
|           |               |                  | <b>118.00</b> |         | <b>\$5,664.00</b> |
|           |               |                  |               |         |                   |
| 2/3/2025  | Meghna Lau    | Paraprofessional | 6.00          | \$48.00 | \$288.00          |
| 2/4/2025  | Meghna Lau    | Paraprofessional | 6.00          | \$48.00 | \$288.00          |
| 2/5/2025  | Meghna Lau    | Paraprofessional | 7.00          | \$48.00 | \$336.00          |
| 2/6/2025  | Meghna Lau    | Paraprofessional | 6.00          | \$48.00 | \$288.00          |
| 2/7/2025  | Meghna Lau    | Paraprofessional | 6.00          | \$48.00 | \$288.00          |
|           |               |                  |               |         |                   |
| 2/10/2025 | Meghna Lau    | Paraprofessional | 6.00          | \$48.00 | \$288.00          |
| 2/11/2025 | Meghna Lau    | Paraprofessional | 6.00          | \$48.00 | \$288.00          |
| 2/12/2025 | Meghna Lau    | Paraprofessional | 7.00          | \$48.00 | \$336.00          |
| 2/13/2025 | Meghna Lau    | Paraprofessional | 6.00          | \$48.00 | \$288.00          |
| 2/14/2025 | Meghna Lau    | Paraprofessional | 6.00          | \$48.00 | \$288.00          |
|           |               |                  |               |         |                   |
| 2/17/2025 | Meghna Lau    | Paraprofessional | 0.00          | \$48.00 | \$0.00            |
| 2/18/2025 | Meghna Lau    | Paraprofessional | 6.00          | \$48.00 | \$288.00          |
| 2/19/2025 | Meghna Lau    | Paraprofessional | 7.00          | \$48.00 | \$336.00          |
| 2/20/2025 | Meghna Lau    | Paraprofessional | 6.00          | \$48.00 | \$288.00          |
| 2/21/2025 | Meghna Lau    | Paraprofessional | 6.00          | \$48.00 | \$288.00          |
|           |               |                  |               |         |                   |
| 2/24/2025 | Meghna Lau    | Paraprofessional | 6.00          | \$48.00 | \$288.00          |
| 2/25/2025 | Meghna Lau    | Paraprofessional | 6.00          | \$48.00 | \$288.00          |
| 2/26/2025 | Meghna Lau    | Paraprofessional | 7.00          | \$48.00 | \$336.00          |
| 2/27/2025 | Meghna Lau    | Paraprofessional | 6.00          | \$48.00 | \$288.00          |
| 2/28/2025 | Meghna Lau    | Paraprofessional | 6.00          | \$48.00 | \$288.00          |
|           |               |                  |               |         |                   |
|           |               |                  | <b>118.00</b> |         | <b>\$5,664.00</b> |
|           |               |                  |               |         |                   |
| 2/3/2025  | Heather Lewis | Paraprofessional | 0.00          | \$48.00 | \$0.00            |
| 2/4/2025  | Heather Lewis | Paraprofessional | 0.00          | \$48.00 | \$0.00            |
| 2/5/2025  | Heather Lewis | Paraprofessional | 0.00          | \$48.00 | \$0.00            |
| 2/6/2025  | Heather Lewis | Paraprofessional | 0.00          | \$48.00 | \$0.00            |
| 2/7/2025  | Heather Lewis | Paraprofessional | 0.00          | \$48.00 | \$0.00            |

|           |                    |                  |               |         |                   |      |
|-----------|--------------------|------------------|---------------|---------|-------------------|------|
| 2/10/2025 | Heather Lewis      | Paraprofessional | 0.00          | \$48.00 | \$0.00            |      |
| 2/11/2025 | Heather Lewis      | Paraprofessional | 0.00          | \$48.00 | \$0.00            |      |
| 2/12/2025 | Heather Lewis      | Paraprofessional | 0.00          | \$48.00 | \$0.00            |      |
| 2/13/2025 | Heather Lewis      | Paraprofessional | 0.00          | \$48.00 | \$0.00            |      |
| 2/14/2025 | Heather Lewis      | Paraprofessional | 0.00          | \$48.00 | \$0.00            |      |
|           |                    |                  |               |         |                   |      |
|           |                    |                  |               |         |                   |      |
| 2/17/2025 | Heather Lewis      | Paraprofessional | 0.00          | \$48.00 | \$0.00            |      |
| 2/18/2025 | Heather Lewis      | Paraprofessional | 6.50          | \$48.00 | \$312.00          |      |
| 2/19/2025 | Heather Lewis      | Paraprofessional | 0.00          | \$48.00 | \$0.00            | Sick |
| 2/20/2025 | Heather Lewis      | Paraprofessional | 6.00          | \$48.00 | \$288.00          |      |
| 2/21/2025 | Heather Lewis      | Paraprofessional | 6.50          | \$48.00 | \$312.00          |      |
|           |                    |                  |               |         |                   |      |
|           |                    |                  |               |         |                   |      |
| 2/24/2025 | Heather Lewis      | Paraprofessional | 6.00          | \$48.00 | \$288.00          |      |
| 2/25/2025 | Heather Lewis      | Paraprofessional | 6.00          | \$48.00 | \$288.00          |      |
| 2/26/2025 | Heather Lewis      | Paraprofessional | 6.50          | \$48.00 | \$312.00          |      |
| 2/27/2025 | Heather Lewis      | Paraprofessional | 6.00          | \$48.00 | \$288.00          |      |
| 2/28/2025 | Heather Lewis      | Paraprofessional | 6.50          | \$48.00 | \$312.00          |      |
|           |                    |                  |               |         |                   |      |
|           |                    |                  | <b>50.00</b>  |         | <b>\$2,400.00</b> |      |
|           |                    |                  |               |         |                   |      |
| 2/3/2025  | Gabriella Martinez | Paraprofessional | 6.00          | \$48.00 | \$288.00          |      |
| 2/4/2025  | Gabriella Martinez | Paraprofessional | 6.00          | \$48.00 | \$288.00          |      |
| 2/5/2025  | Gabriella Martinez | Paraprofessional | 7.00          | \$48.00 | \$336.00          |      |
| 2/6/2025  | Gabriella Martinez | Paraprofessional | 6.00          | \$48.00 | \$288.00          |      |
| 2/7/2025  | Gabriella Martinez | Paraprofessional | 6.00          | \$48.00 | \$288.00          |      |
|           |                    |                  |               |         |                   |      |
|           |                    |                  |               |         |                   |      |
| 2/10/2025 | Gabriella Martinez | Paraprofessional | 6.00          | \$48.00 | \$288.00          |      |
| 2/11/2025 | Gabriella Martinez | Paraprofessional | 6.00          | \$48.00 | \$288.00          |      |
| 2/12/2025 | Gabriella Martinez | Paraprofessional | 7.00          | \$48.00 | \$336.00          |      |
| 2/13/2025 | Gabriella Martinez | Paraprofessional | 6.00          | \$48.00 | \$288.00          |      |
| 2/14/2025 | Gabriella Martinez | Paraprofessional | 6.00          | \$48.00 | \$288.00          |      |
|           |                    |                  |               |         |                   |      |
|           |                    |                  |               |         |                   |      |
| 2/17/2025 | Gabriella Martinez | Paraprofessional | 0.00          | \$48.00 | \$0.00            |      |
| 2/18/2025 | Gabriella Martinez | Paraprofessional | 6.00          | \$48.00 | \$288.00          |      |
| 2/19/2025 | Gabriella Martinez | Paraprofessional | 7.00          | \$48.00 | \$336.00          |      |
| 2/20/2025 | Gabriella Martinez | Paraprofessional | 6.00          | \$48.00 | \$288.00          |      |
| 2/21/2025 | Gabriella Martinez | Paraprofessional | 6.00          | \$48.00 | \$288.00          |      |
|           |                    |                  |               |         |                   |      |
|           |                    |                  |               |         |                   |      |
| 2/24/2025 | Gabriella Martinez | Paraprofessional | 6.00          | \$48.00 | \$288.00          |      |
| 2/25/2025 | Gabriella Martinez | Paraprofessional | 6.00          | \$48.00 | \$288.00          |      |
| 2/26/2025 | Gabriella Martinez | Paraprofessional | 7.00          | \$48.00 | \$336.00          |      |
| 2/27/2025 | Gabriella Martinez | Paraprofessional | 6.00          | \$48.00 | \$288.00          |      |
| 2/28/2025 | Gabriella Martinez | Paraprofessional | 6.00          | \$48.00 | \$288.00          |      |
|           |                    |                  |               |         |                   |      |
|           |                    |                  | <b>118.00</b> |         | <b>\$5,664.00</b> |      |
|           |                    |                  |               |         |                   |      |
|           |                    |                  |               |         |                   |      |
| 2/3/2025  | Lorie Nieva        | Paraprofessional | 6.00          | \$48.00 | \$288.00          |      |
| 2/4/2025  | Lorie Nieva        | Paraprofessional | 6.00          | \$48.00 | \$288.00          |      |
| 2/5/2025  | Lorie Nieva        | Paraprofessional | 7.00          | \$48.00 | \$336.00          |      |
| 2/6/2025  | Lorie Nieva        | Paraprofessional | 6.00          | \$48.00 | \$288.00          |      |

|           |                |                  |               |         |                   |  |
|-----------|----------------|------------------|---------------|---------|-------------------|--|
| 2/7/2025  | Lorie Nieva    | Paraprofessional | 6.00          | \$48.00 | \$288.00          |  |
|           |                |                  |               |         |                   |  |
|           |                |                  |               |         |                   |  |
| 2/10/2025 | Lorie Nieva    | Paraprofessional | 6.00          | \$48.00 | \$288.00          |  |
| 2/11/2025 | Lorie Nieva    | Paraprofessional | 6.00          | \$48.00 | \$288.00          |  |
| 2/12/2025 | Lorie Nieva    | Paraprofessional | 7.00          | \$48.00 | \$336.00          |  |
| 2/13/2025 | Lorie Nieva    | Paraprofessional | 6.00          | \$48.00 | \$288.00          |  |
| 2/14/2025 | Lorie Nieva    | Paraprofessional | 6.00          | \$48.00 | \$288.00          |  |
|           |                |                  |               |         |                   |  |
|           |                |                  |               |         |                   |  |
| 2/17/2025 | Lorie Nieva    | Paraprofessional | 0.00          | \$48.00 | \$0.00            |  |
| 2/18/2025 | Lorie Nieva    | Paraprofessional | 6.00          | \$48.00 | \$288.00          |  |
| 2/19/2025 | Lorie Nieva    | Paraprofessional | 7.00          | \$48.00 | \$336.00          |  |
| 2/20/2025 | Lorie Nieva    | Paraprofessional | 6.00          | \$48.00 | \$288.00          |  |
| 2/21/2025 | Lorie Nieva    | Paraprofessional | 6.00          | \$48.00 | \$288.00          |  |
|           |                |                  |               |         |                   |  |
|           |                |                  |               |         |                   |  |
| 2/24/2025 | Lorie Nieva    | Paraprofessional | 6.00          | \$48.00 | \$288.00          |  |
| 2/25/2025 | Lorie Nieva    | Paraprofessional | 6.00          | \$48.00 | \$288.00          |  |
| 2/26/2025 | Lorie Nieva    | Paraprofessional | 7.00          | \$48.00 | \$336.00          |  |
| 2/27/2025 | Lorie Nieva    | Paraprofessional | 6.00          | \$48.00 | \$288.00          |  |
| 2/28/2025 | Lorie Nieva    | Paraprofessional | 6.00          | \$48.00 | \$288.00          |  |
|           |                |                  |               |         |                   |  |
|           |                |                  | <b>118.00</b> |         | <b>\$5,664.00</b> |  |
|           |                |                  |               |         |                   |  |
| 2/3/2025  | Faith Parra    | Paraprofessional | 6.00          | \$48.00 | \$288.00          |  |
| 2/4/2025  | Faith Parra    | Paraprofessional | 6.00          | \$48.00 | \$288.00          |  |
| 2/5/2025  | Faith Parra    | Paraprofessional | 7.00          | \$48.00 | \$336.00          |  |
| 2/6/2025  | Faith Parra    | Paraprofessional | 6.00          | \$48.00 | \$288.00          |  |
| 2/7/2025  | Faith Parra    | Paraprofessional | 6.00          | \$48.00 | \$288.00          |  |
|           |                |                  |               |         |                   |  |
|           |                |                  |               |         |                   |  |
| 2/10/2025 | Faith Parra    | Paraprofessional | 6.00          | \$48.00 | \$288.00          |  |
| 2/11/2025 | Faith Parra    | Paraprofessional | 6.00          | \$48.00 | \$288.00          |  |
| 2/12/2025 | Faith Parra    | Paraprofessional | 7.00          | \$48.00 | \$336.00          |  |
| 2/13/2025 | Faith Parra    | Paraprofessional | 6.00          | \$48.00 | \$288.00          |  |
| 2/14/2025 | Faith Parra    | Paraprofessional | 6.00          | \$48.00 | \$288.00          |  |
|           |                |                  |               |         |                   |  |
|           |                |                  |               |         |                   |  |
| 2/17/2025 | Faith Parra    | Paraprofessional | 0.00          | \$48.00 | \$0.00            |  |
| 2/18/2025 | Faith Parra    | Paraprofessional | 6.00          | \$48.00 | \$288.00          |  |
| 2/19/2025 | Faith Parra    | Paraprofessional | 7.00          | \$48.00 | \$336.00          |  |
| 2/20/2025 | Faith Parra    | Paraprofessional | 6.00          | \$48.00 | \$288.00          |  |
| 2/21/2025 | Faith Parra    | Paraprofessional | 6.00          | \$48.00 | \$288.00          |  |
|           |                |                  |               |         |                   |  |
|           |                |                  |               |         |                   |  |
| 2/24/2025 | Faith Parra    | Paraprofessional | 6.00          | \$48.00 | \$288.00          |  |
| 2/25/2025 | Faith Parra    | Paraprofessional | 6.00          | \$48.00 | \$288.00          |  |
| 2/26/2025 | Faith Parra    | Paraprofessional | 7.00          | \$48.00 | \$336.00          |  |
| 2/27/2025 | Faith Parra    | Paraprofessional | 6.00          | \$48.00 | \$288.00          |  |
| 2/28/2025 | Faith Parra    | Paraprofessional | 6.00          | \$48.00 | \$288.00          |  |
|           |                |                  |               |         |                   |  |
|           |                |                  | <b>118.00</b> |         | <b>\$5,664.00</b> |  |
|           |                |                  |               |         |                   |  |
| 2/3/2025  | Pineda Crystal | Paraprofessional | 6.00          | \$48.00 | \$288.00          |  |
| 2/4/2025  | Pineda Crystal | Paraprofessional | 6.00          | \$48.00 | \$288.00          |  |

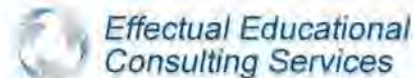
|           |                |                  |               |         |                   |  |
|-----------|----------------|------------------|---------------|---------|-------------------|--|
| 2/5/2025  | Pineda Crystal | Paraprofessional | 7.00          | \$48.00 | \$336.00          |  |
| 2/6/2025  | Pineda Crystal | Paraprofessional | 6.00          | \$48.00 | \$288.00          |  |
| 2/7/2025  | Pineda Crystal | Paraprofessional | 6.00          | \$48.00 | \$288.00          |  |
|           |                |                  |               |         |                   |  |
|           |                |                  |               |         |                   |  |
| 2/10/2025 | Pineda Crystal | Paraprofessional | 6.00          | \$48.00 | \$288.00          |  |
| 2/11/2025 | Pineda Crystal | Paraprofessional | 6.00          | \$48.00 | \$288.00          |  |
| 2/12/2025 | Pineda Crystal | Paraprofessional | 7.00          | \$48.00 | \$336.00          |  |
| 2/13/2025 | Pineda Crystal | Paraprofessional | 6.00          | \$48.00 | \$288.00          |  |
| 2/14/2025 | Pineda Crystal | Paraprofessional | 6.00          | \$48.00 | \$288.00          |  |
|           |                |                  |               |         |                   |  |
|           |                |                  |               |         |                   |  |
| 2/17/2025 | Pineda Crystal | Paraprofessional | 0.00          | \$48.00 | \$0.00            |  |
| 2/18/2025 | Pineda Crystal | Paraprofessional | 6.00          | \$48.00 | \$288.00          |  |
| 2/19/2025 | Pineda Crystal | Paraprofessional | 7.00          | \$48.00 | \$336.00          |  |
| 2/20/2025 | Pineda Crystal | Paraprofessional | 6.00          | \$48.00 | \$288.00          |  |
| 2/21/2025 | Pineda Crystal | Paraprofessional | 6.00          | \$48.00 | \$288.00          |  |
|           |                |                  |               |         |                   |  |
|           |                |                  |               |         |                   |  |
| 2/24/2025 | Pineda Crystal | Paraprofessional | 6.00          | \$48.00 | \$288.00          |  |
| 2/25/2025 | Pineda Crystal | Paraprofessional | 6.00          | \$48.00 | \$288.00          |  |
| 2/26/2025 | Pineda Crystal | Paraprofessional | 7.00          | \$48.00 | \$336.00          |  |
| 2/27/2025 | Pineda Crystal | Paraprofessional | 6.00          | \$48.00 | \$288.00          |  |
| 2/28/2025 | Pineda Crystal | Paraprofessional | 6.00          | \$48.00 | \$288.00          |  |
|           |                |                  |               |         |                   |  |
|           |                |                  | <b>118.00</b> |         | <b>\$5,664.00</b> |  |
|           |                |                  |               |         |                   |  |
| 2/3/2025  | Raquel Salazar | Paraprofessional | 6.00          | \$48.00 | \$288.00          |  |
| 2/4/2025  | Raquel Salazar | Paraprofessional | 6.00          | \$48.00 | \$288.00          |  |
| 2/5/2025  | Raquel Salazar | Paraprofessional | 6.00          | \$48.00 | \$288.00          |  |
| 2/6/2025  | Raquel Salazar | Paraprofessional | 6.00          | \$48.00 | \$288.00          |  |
| 2/7/2025  | Raquel Salazar | Paraprofessional | 6.00          | \$48.00 | \$288.00          |  |
|           |                |                  |               |         |                   |  |
|           |                |                  |               |         |                   |  |
| 2/10/2025 | Raquel Salazar | Paraprofessional | 6.00          | \$48.00 | \$288.00          |  |
| 2/11/2025 | Raquel Salazar | Paraprofessional | 6.00          | \$48.00 | \$288.00          |  |
| 2/12/2025 | Raquel Salazar | Paraprofessional | 6.00          | \$48.00 | \$288.00          |  |
| 2/13/2025 | Raquel Salazar | Paraprofessional | 6.00          | \$48.00 | \$288.00          |  |
| 2/14/2025 | Raquel Salazar | Paraprofessional | 6.00          | \$48.00 | \$288.00          |  |
|           |                |                  |               |         |                   |  |
|           |                |                  |               |         |                   |  |
| 2/17/2025 | Raquel Salazar | Paraprofessional | 0.00          | \$48.00 | \$0.00            |  |
| 2/18/2025 | Raquel Salazar | Paraprofessional | 6.00          | \$48.00 | \$288.00          |  |
| 2/19/2025 | Raquel Salazar | Paraprofessional | 6.00          | \$48.00 | \$288.00          |  |
| 2/20/2025 | Raquel Salazar | Paraprofessional | 6.00          | \$48.00 | \$288.00          |  |
| 2/21/2025 | Raquel Salazar | Paraprofessional | 6.00          | \$48.00 | \$288.00          |  |
|           |                |                  |               |         |                   |  |
|           |                |                  |               |         |                   |  |
| 2/24/2025 | Raquel Salazar | Paraprofessional | 6.00          | \$48.00 | \$288.00          |  |
| 2/25/2025 | Raquel Salazar | Paraprofessional | 6.00          | \$48.00 | \$288.00          |  |
| 2/26/2025 | Raquel Salazar | Paraprofessional | 6.00          | \$48.00 | \$288.00          |  |
| 2/27/2025 | Raquel Salazar | Paraprofessional | 6.00          | \$48.00 | \$288.00          |  |
| 2/28/2025 | Raquel Salazar | Paraprofessional | 6.00          | \$48.00 | \$288.00          |  |
|           |                |                  |               |         |                   |  |
|           |                |                  | <b>114.00</b> |         | <b>\$5,472.00</b> |  |

|           |               |                  |               |         |                   |      |
|-----------|---------------|------------------|---------------|---------|-------------------|------|
| 2/3/2025  | Patricia Cruz | Paraprofessional | 6.00          | \$48.00 | \$288.00          |      |
| 2/4/2025  | Patricia Cruz | Paraprofessional | 6.00          | \$48.00 | \$288.00          |      |
| 2/5/2025  | Patricia Cruz | Paraprofessional | 7.00          | \$48.00 | \$336.00          |      |
| 2/6/2025  | Patricia Cruz | Paraprofessional | 6.00          | \$48.00 | \$288.00          |      |
| 2/7/2025  | Patricia Cruz | Paraprofessional | 6.00          | \$48.00 | \$288.00          |      |
|           |               |                  |               |         |                   |      |
|           |               |                  |               |         |                   |      |
| 2/10/2025 | Patricia Cruz | Paraprofessional | 6.00          | \$48.00 | \$288.00          |      |
| 2/11/2025 | Patricia Cruz | Paraprofessional | 6.00          | \$48.00 | \$288.00          |      |
| 2/12/2025 | Patricia Cruz | Paraprofessional | 7.00          | \$48.00 | \$336.00          |      |
| 2/13/2025 | Patricia Cruz | Paraprofessional | 6.00          | \$48.00 | \$288.00          |      |
| 2/14/2025 | Patricia Cruz | Paraprofessional | 6.00          | \$48.00 | \$288.00          |      |
|           |               |                  |               |         |                   |      |
|           |               |                  |               |         |                   |      |
| 2/17/2025 | Patricia Cruz | Paraprofessional | 0.00          | \$48.00 | \$0.00            |      |
| 2/18/2025 | Patricia Cruz | Paraprofessional | 6.00          | \$48.00 | \$288.00          |      |
| 2/19/2025 | Patricia Cruz | Paraprofessional | 3.50          | \$48.00 | \$168.00          | Sick |
| 2/20/2025 | Patricia Cruz | Paraprofessional | 6.00          | \$48.00 | \$288.00          |      |
| 2/21/2025 | Patricia Cruz | Paraprofessional | 6.00          | \$48.00 | \$288.00          |      |
|           |               |                  |               |         |                   |      |
|           |               |                  |               |         |                   |      |
| 2/24/2025 | Patricia Cruz | Paraprofessional | 6.00          | \$48.00 | \$288.00          |      |
| 2/25/2025 | Patricia Cruz | Paraprofessional | 6.00          | \$48.00 | \$288.00          |      |
| 2/26/2025 | Patricia Cruz | Paraprofessional | 7.00          | \$48.00 | \$336.00          |      |
| 2/27/2025 | Patricia Cruz | Paraprofessional | 6.00          | \$48.00 | \$288.00          |      |
| 2/28/2025 | Patricia Cruz | Paraprofessional | 6.00          | \$48.00 | \$288.00          |      |
|           |               |                  |               |         |                   |      |
|           |               |                  | <b>114.50</b> |         | <b>\$5,496.00</b> |      |
|           |               |                  |               |         |                   |      |
| 2/3/2025  | Evelyn Wimby  | Paraprofessional | 6.00          | \$48.00 | \$288.00          |      |
| 2/4/2025  | Evelyn Wimby  | Paraprofessional | 6.00          | \$48.00 | \$288.00          |      |
| 2/5/2025  | Evelyn Wimby  | Paraprofessional | 7.00          | \$48.00 | \$336.00          |      |
| 2/6/2025  | Evelyn Wimby  | Paraprofessional | 6.00          | \$48.00 | \$288.00          |      |
| 2/7/2025  | Evelyn Wimby  | Paraprofessional | 6.00          | \$48.00 | \$288.00          |      |
|           |               |                  |               |         |                   |      |
|           |               |                  |               |         |                   |      |
| 2/10/2025 | Evelyn Wimby  | Paraprofessional | 6.00          | \$48.00 | \$288.00          |      |
| 2/11/2025 | Evelyn Wimby  | Paraprofessional | 6.00          | \$48.00 | \$288.00          |      |
| 2/12/2025 | Evelyn Wimby  | Paraprofessional | 7.00          | \$48.00 | \$336.00          |      |
| 2/13/2025 | Evelyn Wimby  | Paraprofessional | 6.00          | \$48.00 | \$288.00          |      |
| 2/14/2025 | Evelyn Wimby  | Paraprofessional | 6.00          | \$48.00 | \$288.00          |      |
|           |               |                  |               |         |                   |      |
|           |               |                  |               |         |                   |      |
| 2/17/2025 | Evelyn Wimby  | Paraprofessional | 0.00          | \$48.00 | \$0.00            |      |
| 2/18/2025 | Evelyn Wimby  | Paraprofessional | 6.00          | \$48.00 | \$288.00          |      |
| 2/19/2025 | Evelyn Wimby  | Paraprofessional | 7.00          | \$48.00 | \$336.00          |      |
| 2/20/2025 | Evelyn Wimby  | Paraprofessional | 6.00          | \$48.00 | \$288.00          |      |
| 2/21/2025 | Evelyn Wimby  | Paraprofessional | 6.00          | \$48.00 | \$288.00          |      |
|           |               |                  |               |         |                   |      |
|           |               |                  |               |         |                   |      |
| 2/24/2025 | Evelyn Wimby  | Paraprofessional | 6.00          | \$48.00 | \$288.00          |      |
| 2/25/2025 | Evelyn Wimby  | Paraprofessional | 6.00          | \$48.00 | \$288.00          |      |
| 2/26/2025 | Evelyn Wimby  | Paraprofessional | 7.00          | \$48.00 | \$336.00          |      |
| 2/27/2025 | Evelyn Wimby  | Paraprofessional | 6.00          | \$48.00 | \$288.00          |      |
| 2/28/2025 | Evelyn Wimby  | Paraprofessional | 6.00          | \$48.00 | \$288.00          |      |

|  |               |  |                 |  |                     |  |
|--|---------------|--|-----------------|--|---------------------|--|
|  |               |  | <b>118.00</b>   |  | <b>\$5,664.00</b>   |  |
|  |               |  |                 |  |                     |  |
|  |               |  |                 |  |                     |  |
|  | <b>TOTALS</b> |  | <b>2,605.00</b> |  | <b>\$125,040.00</b> |  |
|  |               |  |                 |  |                     |  |

**Effectual Educational Consulting Services**

22756 Sweet Meadow  
 Mission Viejo, CA 92692  
 rhawnda.bochum@eecsspedservices.com



**INVOICE**

**BILL TO**  
 Connections Education dba Pearson OBL  
 SoCal  
 10960 Grantchester Way - 3rd floor  
 Columbia, MD 21044

**INVOICE** 12980  
**DATE** 02/28/2025  
**TERMS** Net 30

| DESCRIPTION  | QTY  | RATE   | AMOUNT   |
|--|------|--------|----------|
| Brandi Bazemore - Adaptive PE services:<br>SoCal<br>02/20/24 0.50<br>02/27/24 0.50   | 1    | 112.00 | 112.00   |
| Christina Gabrielsen - School Psychologist:<br>SOCAL<br>02/26/25 12.00   | 12   | 112.00 | 1,344.00 |
| Ciara Castille - Parent Counseling:<br>Social<br>2/6/25 1.00<br>2/13/25 1.00   | 2    | 110.00 | 220.00   |
| Ciara Castille - Behavior Intervention Services:<br>Social<br>2/12/25 1.00<br>2/19/25 1.00<br>2/13/25 1.00<br>2/13/25 1.00   | 4    | 110.00 | 440.00   |
| Bevy Escobar - School Nurse:<br>Social<br>02/06/25 4.00<br>02/27/25 4.00<br>02/04/25 4.00<br>02/14/25 4.00<br>02/05/25 4.00<br>02/04/25 4.00<br>02/03/25 4.00<br>02/17/25 4.00<br>02/12/25 4.00<br>02/12/25 4.00<br>02/05/25 4.00                                  | 44   | 112.00 | 4,928.00 |
| Dale Stone - Speech and Language Pathologist:<br>SoCal<br>02/03/25 0.50<br>02/04/25 1.00<br>02/06/25 0.50<br>02/10/25 0.50<br>02/13/25 0.50<br>02/20/25 0.50<br>02/24/25 0.50<br>02/04/25 0.34<br>02/06/25 0.34<br>02/11/25 0.34<br>02/13/25 0.34<br>02/18/25 0.34 | 9.72 | 130.00 | 1,263.60 |

02/20/25 0.34  
 02/24/25 1.00  
 02/25/24 0.34  
 02/27/25 0.34  
 02/05/25 0.50  
 02/12/25 0.50  
 02/19/25 0.50  
 02/26/25 0.50




Artesja Cobb - Occupational Therapist:

47.82 130.00 6,216.60

SoCal

2/21/25 0.50  
 2/7/25 0.50  
 2/14/25 0.50  
 2/21/25 0.50  
 2/28/25 0.50  
 2/7/25 1.50  
 2/27/25 1.50  
 2/27/25 8.00  
 2/6/25 0.33  
 2/13/25 0.33  
 2/20/25 0.33  
 2/24/25 1.00  
 2/27/25 0.33  
 2/4/25 1.50  
 2/5/25 1.00  
 2/10/25 0.50  
 2/19/25 1.00  
 2/26/25 1.00  
 2/28/25 1.00  
 2/5/25 0.50  
 2/12/25 0.50  
 2/19/25 0.50  
 2/26/25 0.50  
 2/10/25 0.50  
 2/13/25 2.00  
 2/10/25 10.00  
 2/5/25 0.50  
 2/12/25 0.50  
 2/12/25 1.50  
 2/19/25 0.50  
 2/26/25 0.50  
 2/10/25 7.50  
 2/26/25 0.50



Hether Henderson - School Psychologist:

20 112.00 2,240.00

SoCal

02/01/25 4.00  
 02/11/25 0.50  
 02/25/25 1.00  
 02/28/25 3.00  
 02/22/25 3.00  
 02/24/25 2.00  
 02/28/25 1.50  
 02/24/25 5.00



Jill Morrison - Individual Counseling:

4 110.00 440.00

SoCal

02/04/25 1.00  
 02/11/25 1.00  
 02/18/25 1.00  
 02/25/25 1.00



Jill Morrison - Behavior Intervention Services:

4 110.00 440.00

SoCal

02/04/25 1.00  
 02/11/25 1.00



|  |  |      |          |
|--|--|------|----------|
| 02/18/25 1.00                              |  |      |          |
| 02/25/25 1.00                              |  |      |          |
| Julie Vilcek - Adaptive PE services:       |  | 9.50 | 112.00   |
| SOCAL                                      |  |      | 1,064.00 |
| 02/03/25 0.50                              |  |      |          |
| 02/03/25 1.00                              |  |      |          |
| 02/10/25 0.50                              |  |      |          |
| 02/10/25 1.00                              |  |      |          |
| 02/18/25 0.50                              |  |      |          |
| 02/24/25 0.50                              |  |      |          |
| 02/24/25 0.50                              |  |      |          |
| 02/19/25 5.00                              |  |      |          |
| Kathryn Pierson - School Psychologist:     |  | 40   | 112.00   |
| SoCal                                      |  |      | 4,480.00 |
| 02/07/25 20.00                             |  |      |          |
| 02/26/25 20.00                             |  |      |          |
| MacKenzie Feeken - Individual Counseling:  |  | 12   | 110.00   |
| Socal                                      |  |      | 1,320.00 |
| 02/03/2025                                 |  |      |          |
| 2/10/2025 1                                |  |      |          |
| 02/17/2025                                 |  |      |          |
| 02/24/2025                                 |  |      |          |
| 02/06/2025                                 |  |      |          |
| 02/13/2025                                 |  |      |          |
| 02/20/25 1 M                               |  |      |          |
| 02/27/2025                                 |  |      |          |
| 02/03/2025                                 |  |      |          |
| 02/10/2025                                 |  |      |          |
| 02/17/2025                                 |  |      |          |
| 02/24/2025                                 |  |      |          |
| MacKenzie Feeken - Parent Counseling:      |  | 1    | 110.00   |
| SoCal                                      |  |      | 110.00   |
| 02/24/2025 1                               |  |      |          |
| Linda Nguyen - School Psychologist:        |  | 50   | 112.00   |
| SoCal                                      |  |      | 5,600.00 |
| 02/03/25 23.00                             |  |      |          |
| 02/14/25 27.00                             |  |      |          |
| Lucky Bradshaw - Adaptive PE services:     |  | 1    | 112.00   |
| SOCaL                                      |  |      | 112.00   |
| 02/10/25 0.50                              |  |      |          |
| 02/24/25 0.50                              |  |      |          |
| Lidia Perez - School Psychologist:         |  | 22   | 112.00   |
| SOCAL                                      |  |      | 2,464.00 |
| 02/16/25 22.00                             |  |      |          |
| Matthew Lowenstein - Adaptive PE services: |  | 21   | 112.00   |
| SoCal                                      |  |      | 2,352.00 |
| 02/03/25 0.50                              |  |      |          |
| 02/10/25 0.50                              |  |      |          |
| 02/24/25 0.50                              |  |      |          |
| 02/05/25 0.50                              |  |      |          |
| 02/12/25 0.50                              |  |      |          |
| 02/19/25 0.50                              |  |      |          |
| 02/26/25 0.50                              |  |      |          |
| 02/04/25 0.50                              |  |      |          |
| 02/11/25 0.50                              |  |      |          |
| 02/18/25 0.50                              |  |      |          |
| 02/25/25 0.50                              |  |      |          |
| 02/19/25 0.75                              |  |      |          |
| 02/26/25 0.75                              |  |      |          |
| 02/06/25 0.50                              |  |      |          |
| 02/13/25 0.50                              |  |      |          |

02/20/25 0.50  
 02/27/25 0.50  
 02/14/25 0.50  
 02/28/25 0.50  
 02/07/25 0.50  
 02/21/25 0.50  
 02/24/25 0.50  
 02/28/25 1.00  
 02/28/25 0.50  
 02/06/25 0.50  
 02/07/25 0.50  
 02/13/25 0.50  
 02/14/25 0.50  
 02/20/25 0.50  
 02/21/25 0.50  
 02/27/25 0.50  
 02/28/25 0.50  
 02/06/25 0.75  
 02/12/25 1.00  
 02/13/25 0.75  
 02/20/25 0.75  
 02/26/25 0.75



Henry Hernandez - Individual Counseling:

34 110.00 3,740.00

Socal  
 02/03/25 1.00  
 02/12/25 1.00  
 02/19/25 1.00  
 02/24/25 1.00  
 02/12/25 1.00  
 02/26/25 1.00  
 02/12/25 1.00  
 02/26/25 1.00  
 02/05/25 1.00  
 02/10/25 1.00  
 02/24/25 1.00  
 02/05/25 1.00  
 02/12/25 1.00  
 02/19/25 1.00  
 02/26/25 1.00  
 02/04/25 1.00  
 02/11/25 1.00  
 02/18/25 1.00  
 02/25/25 1.00  
 02/14/25 1.00  
 02/28/25 1.00  
 02/14/25 1.00  
 02/28/25 1.00  
 02/05/25 1.00  
 02/14/25 1.00  
 02/21/25 1.00  
 02/28/25 1.00  
 02/13/25 1.00  
 02/27/25 1.00  
 02/28/25 1.00  
 02/04/25 1.00  
 02/11/25 1.00  
 02/18/25 1.00  
 02/25/25 1.00



Henry Hernandez - Counseling & Guidance:

13 110.00 1,430.00

SoCal  
 02/21/25 1.00  
 02/28/25 1.00  
 02/05/25 1.00  
 02/14/25 1.00  
 02/21/25 1.00



02/28/25 1.00  
 02/03/25 1.00  
 02/10/25 1.00  
 02/24/25 1.00  
 02/03/25 1.00  
 02/17/25 1.00  
 02/10/25 1.00  
 02/24/25 1.00



Henry Hernandez - Behavior Intervention Services:

5 110.00 550.00

SoCal  
 02/04/25 1.00  
 02/11/25 1.00  
 02/18/25 1.00  
 02/25/25 1.00  
 02/24/25 1.00



Monique Charbonnet - Physical Therapist:

4 160.00 640.00


Socal  
 02/04/25 0.50  
 02/04/25 0.50  
 02/13/25 2.00  
 02/13/25 0.50  
 02/21/25 0.50



Stephanie Strauss - Adaptive PE services:

3.75 112.00 420.00

SOCAL  
 02/06/25 0.50  
 02/07/25 0.75  
 02/21/25 0.75  
 02/21/25 0.50  
 02/24/25 0.75  
 02/28/25 0.50



Shannon Ricci - Audiologist:

2 130.00 260.00


SOCAL  
 02/13/24 1.00  
 02/25/25 1.00



Sarah Johnson - Adaptive PE services:

26.75 112.00 2,996.00

SoCal  
 02/04/25 0.50  
 02/11/25 0.50  
 02/17/25 4.75  
 02/18/25 0.50  
 02/18/25 1.00  
 02/25/25 0.50  
 02/06/25 0.50  
 02/07/25 0.50  
 02/21/25 0.50  
 02/03/25 0.50  
 02/06/25 0.50  
 02/20/25 0.50  
 02/27/25 0.50  
 02/24/25 1.00  
 02/06/25 0.50  
 02/13/25 0.50  
 02/06/25 0.50  
 02/13/25 0.50  
 02/20/25 0.50  
 02/27/25 0.50  
 02/06/25 0.50  
 02/11/25 4.50  
 02/12/25 1.50  
 02/13/25 0.50  
 02/20/25 0.50  
 02/27/25 0.50  
 02/13/25 0.50



|  |      |        |          |
|--|------|--------|----------|
| 02/03/25 1.00  |      |        |          |
| 02/10/25 1.00  |      |        |          |
| 02/27/25 1.00  |      |        |          |
| <b>Romayn Jones - Speech and Language Pathologist:</b> | 9    | 130.00 | 1,170.00 |
| SOCAL  |      |        |          |
| 02/20/25 4.00  |      |        |          |
| 02/10/25 1.50  |      |        |          |
| 02/14/25 1.50  |      |        |          |
| 02/27/25 2.00  |      |        |          |
| <b>BAE Therapy - Behavior Intervention Services:</b>   | 8    | 110.00 | 880.00   |
| SoCal  |      |        |          |
| 02/06/25 2.00  |      |        |          |
| 02/12/25 2.00  |      |        |          |
| 02/19/25 2.00  |      |        |          |
| 02/26/25 2.00  |      |        |          |
| <b>Michelle Ballard - School Psychologist:</b>         | 22   | 112.00 | 2,464.00 |
| SoCal  |      |        |          |
| 02/03/25 0.50  |      |        |          |
| 02/07/25 0.75  |      |        |          |
| 02/10/25 0.25  |      |        |          |
| 02/12/25 2.75  |      |        |          |
| 02/13/25 0.25  |      |        |          |
| 02/16/25 0.25  |      |        |          |
| 02/17/25 3.00  |      |        |          |
| 02/19/25 0.25  |      |        |          |
| 02/19/25 0.25  |      |        |          |
| 02/20/25 0.50  |      |        |          |
| 02/03/25 0.75  |      |        |          |
| 02/06/25 3.00  |      |        |          |
| 02/10/25 2.00  |      |        |          |
| 02/13/25 2.00  |      |        |          |
| 02/14/25 1.00  |      |        |          |
| 02/17/25 0.50  |      |        |          |
| 02/18/25 2.00  |      |        |          |
| 02/22/25 2.00  |      |        |          |
| <b>Erin Titone - OI &amp; AT Specialist:</b>           | 1.93 | 130.00 | 250.90   |
| SOCAL  |      |        |          |
| 02/14/25 0.17  |      |        |          |
| 02/25/25 0.50  |      |        |          |
| 02/28/25 0.50  |      |        |          |
| 02/28/25 0.17  |      |        |          |
| 02/27/25 0.17  |      |        |          |
| 02/14/25 0.17  |      |        |          |
| 02/14/25 0.25  |      |        |          |
| <b>Bryn Molinari - Adaptive PE services:</b>           | 2.66 | 112.00 | 297.92   |
| SoCal  |      |        |          |
| 02/04/25 0.66  |      |        |          |
| 02/06/25 0.50  |      |        |          |
| 02/04/25 1.00  |      |        |          |
| 02/06/25 0.50  |      |        |          |
| <b>Ciara Castille - Counseling &amp; Guidance:</b>     | 2    | 110.00 | 220.00   |
| SoCal  |      |        |          |
| 2/18/25 1.00   |      |        |          |
| 2/25/25 1.00   |      |        |          |
| <b>Shannon Lopynski - Counseling &amp; Guidance:</b>   | 8    | 110.00 | 880.00   |
| SoCal  |      |        |          |
| 2/26/25 1.00   |      |        |          |
| 2/26/25 1.00   |      |        |          |
| 2/5/25 1.00  |      |        |          |
| 02/12/25 1.00  |      |        |          |
| 2/19/25 1.00   |      |        |          |

|  |  |       |          |
|--|--|-------|----------|
| 2/6/25 1   |  |       |          |
| 2/11/25 1  |  |       |          |
| 2/19/25  |  |       |          |
| <b>Shannon Lopynski - Individual Counseling:</b> |  |       |          |
| SoCal  |  | 18.50 | 110.00   |
| 2/3/25 1   |  |       | 2,035.00 |
| 2/20/25  |  |       |          |
| 2/5/25 1   |  |       |          |
| 2/19/25  |  |       |          |
| 02/18/25   |  |       |          |
| 2/27/25  |  |       |          |
| 2/11/25  |  |       |          |
| 02/05/25   |  |       |          |
| 2/12/25  |  |       |          |
| 2/18/25  |  |       |          |
| 2/12/25  |  |       |          |
| 2/26/25  |  |       |          |
| 2/5/25 1   |  |       |          |
| 2/12/25  |  |       |          |
| 2/19/25  |  |       |          |
| 2/26/25  |  |       |          |
| 02/06/25   |  |       |          |
| 02/18/25   |  |       |          |
| 2/25/25  |  |       |          |
| <b>Ciara Castille - Individual Counseling:</b>   |  |       |          |
| Socal  |  | 8     | 110.00   |
| 2/4/25 1.00                                      |  |       | 880.00   |
| 2/11/25 1.0                                      |  |       |          |
| 2/18/25 1.0                                      |  |       |          |
| 2/25/25 1.0                                      |  |       |          |
| 2/6/25 1.00                                      |  |       |          |
| 2/20/25 1.0                                      |  |       |          |
| 2/13/25 1.0                                      |  |       |          |
| 2/19/25 1.0                                      |  |       |          |

BALANCE DUE

**\$54,260.02**

# oxford



**Corporate Headquarters**  
 300 Corporate Center Drive  
 Manalapan, NJ 07726  
 Tel (732) 761-1955  
 Fax (732) 761-8404  
 (800) 718-8855  
 www.oxfordconsulting.com

*"Your Staffing Source for Educational and Therapeutic Professionals."*

## Invoice

| Date      | Invoice # |
|-----------|-----------|
| 2/28/2025 | 167322    |

**Bill To**

California Online Public Schools  
 So Cal  
 LaChelle Carter-Finance Director  
 33272 Valle Road  
 San Juan Capistrano, CA 92675

| Serviced     | Qty   | Description   | Rate   | Amount   |
|--------------|-------|---|--------|----------|
|              |       | Services provided in February 2025                        |        |          |
|              | 6.75  | Speech services provided by Kylie Bustsi                  | 108.00 | 729.00   |
|              | 1     | Speech Evaluation provided by Kylie Bustsi for IL         | 600.00 | 600.00   |
|              | 7.75  | Speech services provided by Danielle Schultz              | 108.00 | 837.00   |
|              | 16.17 | Speech services provided by Catherine Bouges              | 108.00 | 1,746.36 |
|              | 44.13 | Speech services provided by Nichole Dziama                | 108.00 | 4,766.04 |
|              | 3.25  | Speech services provided by Laura Kovalenko               | 108.00 | 351.00   |
|              | 5.5   | Speech services provided by Margaret Schmidt              | 108.00 | 594.00   |
|              | 6     | OT services provided by Jocelyn Del Rosario               | 108.00 | 648.00   |
|              | 23.51 | OT services provided by Alexis Wilson                     | 108.00 | 2,539.08 |
|              | 5     | OT evals provided by Alexis Wilson for MW, MH, OE, SC, TM | 600.00 | 3,000.00 |
|              | 0.5   | OT services provided by Adriana Davis                     | 108.00 | 54.00    |
| <b>Total</b> |       |   |        |          |

# oxford



**Corporate Headquarters**  
 300 Corporate Center Drive  
 Manalapan, NJ 07726  
 Tel (732) 761-1955  
 Fax (732) 761-8404  
 (800) 718-8855  
 www.oxfordconsulting.com

*"Your Staffing Source for Educational and Therapeutic Professionals."*

## Invoice

| Date      | Invoice # |
|-----------|-----------|
| 2/28/2025 | 167322    |

**Bill To**

California Online Public Schools  
 So Cal  
 LaChelle Carter-Finance Director  
 33272 Valle Road  
 San Juan Capistrano, CA 92675

| Serviced     | Qty   | Description  | Rate   | Amount             |
|--------------|-------|--|--------|--------------------|
|              | 13.16 | OT services provided by Eunice Pioche              | 108.00 | 1,421.28           |
|              | 19    | OT services provided by Adriana Davis              | 108.00 | 2,052.00           |
|              | 3     | PT services provided by Michele Rooney             | 110.00 | 330.00             |
|              | 8.67  | PT services provided by Michelle Perry             | 110.00 | 953.70             |
|              | 27.5  | BCBA services provided by Sheri Kennedy            | 125.00 | 3,437.50           |
|              | 13    | Counseling services provided by Eddie Arellano     | 110.00 | 1,430.00           |
|              | 0.5   | Counseling services provided by Megan Chimenti     | 110.00 | 55.00              |
|              | 20.5  | Counseling services provided by Kimberley Springer | 110.00 | 2,255.00           |
| <b>Total</b> |       |  |        | <b>\$27,798.96</b> |

| Date       | Provider     | School         | Student(s) | Service                 | Start Time | End Time | Billable II Session Type | Note       |
|------------|--------------|----------------|------------|-------------------------|------------|----------|--------------------------|------------|
| 02/24/2025 | Kylie Buatsi | Cal OPS- SoCal | [Redacted] | IEP Prep                | 07:00 AM   | 07:30 AM | 0.50 IEP Prep            | [Redacted] |
| 02/25/2025 | Kylie Buatsi | Cal OPS- SoCal | [Redacted] | IEP Attendance          | 02:15 PM   | 03:15 PM | 1.00 IEP Attendance      | [Redacted] |
| 02/27/2025 | Kylie Buatsi | Cal OPS- SoCal | [Redacted] | SLP Evaluation          |            |          | Regular                  | [Redacted] |
| 02/14/2025 | Kylie Buatsi | Cal OPS- SoCal | [Redacted] | IEP Prep                | 08:00 AM   | 08:45 AM | 0.75 IEP Prep            | [Redacted] |
| 02/18/2025 | Kylie Buatsi | Cal OPS- SoCal | [Redacted] | IEP Attendance          | 09:30 AM   | 10:30 AM | 1.00 IEP Attendance      | [Redacted] |
| 02/04/2025 | Kylie Buatsi | Cal OPS- SoCal | [Redacted] | 415 Speech and Language | 10:30 AM   | 11:00 AM | 0.50 No Show             | [Redacted] |
| 02/11/2025 | Kylie Buatsi | Cal OPS- SoCal | [Redacted] | 415 Speech and Language | 10:30 AM   | 11:00 AM | 0.50 Late Cancel         | [Redacted] |
| 02/18/2025 | Kylie Buatsi | Cal OPS- SoCal | [Redacted] | 415 Speech and Language | 10:30 AM   | 11:00 AM | 0.50 No Show             | [Redacted] |
| 02/25/2025 | Kylie Buatsi | Cal OPS- SoCal | [Redacted] | 415 Speech and Language | 10:30 AM   | 11:00 AM | 0.50 No Show             | [Redacted] |
| 02/14/2025 | Kylie Buatsi | Cal OPS- SoCal | [Redacted] | IEP Attendance          | 11:00 AM   | 12:30 PM | 1.50 IEP Attendance      | [Redacted] |
|            |              |                |            |                         |            |          | 6.75                     |            |

1 End

| Date       | Provider        | School         | Student(s) | Services                | Start Time | End Time | Billable IEP | Session Type   | Note |
|------------|-----------------|----------------|------------|-------------------------|------------|----------|--------------|----------------|------|
| 02/03/2025 | Danielle Shultz | Cal OPS- SoCal |            | IEP Attendance          | 03:00 PM   | 03:30 PM | 0.50         | IEP Attendance |      |
| 02/06/2025 | Danielle Shultz | Cal OPS- SoCal |            | 415 Speech and Language | 03:30 PM   | 03:50 PM | 0.33         | No Show        |      |
| 02/10/2025 | Danielle Shultz | Cal OPS- SoCal |            | 415 Speech and Language | 03:00 PM   | 03:20 PM | 0.33         | No Show        |      |
| 02/24/2025 | Danielle Shultz | Cal OPS- SoCal |            | 415 Speech and Language | 03:30 PM   | 03:50 PM | 0.33         | Regular        | 1.50 |
| 02/04/2025 | Danielle Shultz | Cal OPS- SoCal |            | 415 Speech and Language | 01:30 PM   | 02:00 PM | 0.50         | Regular        |      |
| 02/11/2025 | Danielle Shultz | Cal OPS- SoCal |            | 415 Speech and Language | 01:30 PM   | 02:00 PM | 0.50         | Regular        |      |
| 02/18/2025 | Danielle Shultz | Cal OPS- SoCal |            | 415 Speech and Language | 01:30 PM   | 02:00 PM | 0.50         | Regular        |      |
| 02/25/2025 | Danielle Shultz | Cal OPS- SoCal |            | 415 Speech and Language | 01:30 PM   | 02:00 PM | 0.50         | Regular        | 2.00 |
| 02/04/2025 | Danielle Shultz | Cal OPS- SoCal |            | 415 Speech and Language | 09:00 AM   | 09:45 AM | 0.75         | Late Cancel    |      |
| 02/11/2025 | Danielle Shultz | Cal OPS- SoCal |            | 415 Speech and Language | 09:00 AM   | 09:45 AM | 0.75         | Regular        |      |
| 02/18/2025 | Danielle Shultz | Cal OPS- SoCal |            | 415 Speech and Language | 09:00 AM   | 09:45 AM | 0.75         | Late Cancel    |      |
| 02/25/2025 | Danielle Shultz | Cal OPS- SoCal |            | 415 Speech and Language | 09:00 AM   | 09:45 AM | 0.75         | Regular        | 3.00 |
| 02/19/2025 | Danielle Shultz | Cal OPS- SoCal |            | IEP Prep                | 09:00 AM   | 09:30 AM | 0.50         | IEP Prep       |      |
| 02/19/2025 | Danielle Shultz | Cal OPS- SoCal |            | IEP Attendance          | 02:00 PM   | 02:45 PM | 0.75         | IEP Attendance | 1.25 |
|            |                 |                |            |                         |            |          | 7.75         |                |      |

| Date       | Provider                  | School         | Student(s) | Service                 | Start Time | End Time | Billable | Session Type   | Notes |
|------------|---------------------------|----------------|------------|-------------------------|------------|----------|----------|----------------|-------|
| 02/04/2025 | Catherine (Bogues) Walker | Cal OPS- SoCal |            | 415 Speech and Language | 02:00 PM   | 02:30 PM | 0.50     | Regular        |       |
| 02/11/2025 | Catherine (Bogues) Walker | Cal OPS- SoCal |            | 415 Speech and Language | 02:00 PM   | 02:30 PM | 0.50     | Regular        |       |
| 02/18/2025 | Catherine (Bogues) Walker | Cal OPS- SoCal |            | 415 Speech and Language | 02:00 PM   | 02:30 PM | 0.50     | Regular        |       |
| 02/25/2025 | Catherine (Bogues) Walker | Cal OPS- SoCal |            | 415 Speech and Language | 02:00 PM   | 02:30 PM | 0.50     | Regular        | 2.00  |
| 02/05/2025 | Catherine (Bogues) Walker | Cal OPS- SoCal |            | 415 Speech and Language | 02:30 PM   | 03:00 PM | 0.50     | No Show        |       |
| 02/12/2025 | Catherine (Bogues) Walker | Cal OPS- SoCal |            | 415 Speech and Language | 02:30 PM   | 03:00 PM | 0.50     | Late Cancel    |       |
| 02/19/2025 | Catherine (Bogues) Walker | Cal OPS- SoCal |            | 415 Speech and Language | 02:30 PM   | 03:00 PM | 0.50     | Regular        |       |
| 02/26/2025 | Catherine (Bogues) Walker | Cal OPS- SoCal |            | 415 Speech and Language | 02:30 PM   | 03:00 PM | 0.50     | No Show        | 2.00  |
| 02/05/2025 | Catherine (Bogues) Walker | Cal OPS- SoCal |            | 415 Speech and Language | 02:00 PM   | 02:30 PM | 0.50     | Regular        |       |
| 02/12/2025 | Catherine (Bogues) Walker | Cal OPS- SoCal |            | 415 Speech and Language | 02:00 PM   | 02:30 PM | 0.50     | Regular        |       |
| 02/19/2025 | Catherine (Bogues) Walker | Cal OPS- SoCal |            | 415 Speech and Language | 02:00 PM   | 02:30 PM | 0.50     | Late Cancel    |       |
| 02/26/2025 | Catherine (Bogues) Walker | Cal OPS- SoCal |            | 415 Speech and Language | 02:00 PM   | 02:30 PM | 0.50     | Regular        |       |
| 02/27/2025 | Catherine (Bogues) Walker | Cal OPS- SoCal |            | IEP Prep                | 12:00 PM   | 12:55 PM | 0.92     | IEP Prep       |       |
| 02/28/2025 | Catherine (Bogues) Walker | Cal OPS- SoCal |            | IEP Attendance          | 10:00 AM   | 10:45 AM | 0.75     | IEP Attendance | 3.67  |
| 02/05/2025 | Catherine (Bogues) Walker | Cal OPS- SoCal |            | 415 Speech and Language | 11:30 AM   | 11:45 AM | 0.25     | Regular        |       |
| 02/12/2025 | Catherine (Bogues) Walker | Cal OPS- SoCal |            | 415 Speech and Language | 11:30 AM   | 11:45 AM | 0.25     | Regular        |       |
| 02/19/2025 | Catherine (Bogues) Walker | Cal OPS- SoCal |            | IEP Prep                | 08:00 AM   | 08:10 AM | 0.17     | IEP Prep       |       |
| 02/26/2025 | Catherine (Bogues) Walker | Cal OPS- SoCal |            | IEP Attendance          | 12:00 PM   | 01:20 PM | 1.33     | IEP Attendance |       |
| 02/19/2025 | Catherine (Bogues) Walker | Cal OPS- SoCal |            | 415 Speech and Language | 11:30 AM   | 12:00 PM | 0.50     | Regular        |       |
| 02/26/2025 | Catherine (Bogues) Walker | Cal OPS- SoCal |            | 415 Speech and Language | 11:30 AM   | 12:00 PM | 0.50     | Late Cancel    | 3.00  |
| 02/04/2025 | Catherine (Bogues) Walker | Cal OPS- SoCal |            | 415 Speech and Language | 12:00 PM   | 12:30 PM | 0.50     | Regular        |       |
| 02/05/2025 | Catherine (Bogues) Walker | Cal OPS- SoCal |            | 415 Speech and Language | 12:00 PM   | 12:30 PM | 0.50     | Regular        |       |
| 02/06/2025 | Catherine (Bogues) Walker | Cal OPS- SoCal |            | 415 Speech and Language | 10:30 AM   | 11:00 AM | 0.50     | Make-Up        |       |

| Date       | Provider                  | School         | Student(s) | Service                 | Start Time | End Time | Billable | Session Type | Note       |
|------------|---------------------------|----------------|------------|-------------------------|------------|----------|----------|--------------|------------|
| 02/11/2025 | Catherine (Bogues) Walker | Cal OPS- SoCal | [REDACTED] | 415 Speech and Language | 12:00 PM   | 12:30 PM | 0.50     | Regular      | [REDACTED] |
| 02/17/2025 | Catherine (Bogues) Walker | Cal OPS- SoCal | [REDACTED] | 415 Speech and Language | 12:00 PM   | 12:30 PM | 0.50     | Regular      | [REDACTED] |
| 02/14/2025 | Catherine (Bogues) Walker | Cal OPS- SoCal | [REDACTED] | 415 Speech and Language | 11:30 AM   | 12:00 PM | 0.50     | Make-Up      | [REDACTED] |
| 02/18/2025 | Catherine (Bogues) Walker | Cal OPS- SoCal | [REDACTED] | 415 Speech and Language | 12:00 PM   | 12:30 PM | 0.50     | Regular      | [REDACTED] |
| 02/20/2025 | Catherine (Bogues) Walker | Cal OPS- SoCal | [REDACTED] | 415 Speech and Language | 01:00 PM   | 01:30 PM | 0.50     | Make-Up      | [REDACTED] |
| 02/25/2025 | Catherine (Bogues) Walker | Cal OPS- SoCal | [REDACTED] | 415 Speech and Language | 12:00 PM   | 12:30 PM | 0.50     | Regular      | [REDACTED] |
| 02/26/2025 | Catherine (Bogues) Walker | Cal OPS- SoCal | [REDACTED] | 415 Speech and Language | 12:00 PM   | 12:30 PM | 0.50     | Regular      | [REDACTED] |
| 02/27/2025 | Catherine (Bogues) Walker | Cal OPS- SoCal | [REDACTED] | 415 Speech and Language | 01:00 PM   | 01:30 PM | 0.50     | Make-Up      | [REDACTED] |
|            |                           |                |            |                         |            |          | 16.17    |              | 5.50       |

| Date       | Provider       | School         | Student(s) | Service                 | Start Time | End Time | Billable | Session Type | Note |
|------------|----------------|----------------|------------|-------------------------|------------|----------|----------|--------------|------|
| 02/03/2025 | Nichole Dziana | Cal OPS- SoCal |            | 415 Speech and Language | 10:30 AM   | 11:00 AM | 0.50     | Regular      |      |
| 02/05/2025 | Nichole Dziana | Cal OPS- SoCal |            | 415 Speech and Language | 10:30 AM   | 11:00 AM | 0.50     | Regular      |      |
| 02/10/2025 | Nichole Dziana | Cal OPS- SoCal |            | 415 Speech and Language | 10:30 AM   | 11:00 AM | 0.50     | Regular      |      |
| 02/12/2025 | Nichole Dziana | Cal OPS- SoCal |            | 415 Speech and Language | 10:30 AM   | 11:00 AM | 0.50     | Regular      |      |
| 02/19/2025 | Nichole Dziana | Cal OPS- SoCal |            | 415 Speech and Language | 10:30 AM   | 11:00 AM | 0.50     | Regular      |      |
| 02/24/2025 | Nichole Dziana | Cal OPS- SoCal |            | 415 Speech and Language | 10:30 AM   | 11:00 AM | 0.50     | Regular      |      |
| 02/26/2025 | Nichole Dziana | Cal OPS- SoCal |            | 415 Speech and Language | 10:30 AM   | 11:00 AM | 0.50     | No Show      | 3.50 |
| 02/03/2025 | Nichole Dziana | Cal OPS- SoCal |            | 415 Speech and Language | 01:30 PM   | 02:00 PM | 0.50     | No Show      |      |
| 02/04/2025 | Nichole Dziana | Cal OPS- SoCal |            | 415 Speech and Language | 01:30 PM   | 02:00 PM | 0.50     | Regular      |      |
| 02/10/2025 | Nichole Dziana | Cal OPS- SoCal |            | 415 Speech and Language | 01:30 PM   | 02:00 PM | 0.50     | Regular      |      |
| 02/11/2025 | Nichole Dziana | Cal OPS- SoCal |            | 415 Speech and Language | 01:30 PM   | 02:00 PM | 0.50     | Regular      |      |
| 02/18/2025 | Nichole Dziana | Cal OPS- SoCal |            | 415 Speech and Language | 01:30 PM   | 02:00 PM | 0.50     | Regular      |      |
| 02/24/2025 | Nichole Dziana | Cal OPS- SoCal |            | 415 Speech and Language | 12:40 PM   | 12:30 PM | 0.50     | Late Cancel  |      |
| 02/25/2025 | Nichole Dziana | Cal OPS- SoCal |            | 415 Speech and Language | 01:30 PM   | 02:00 PM | 0.50     | Regular      | 3.50 |
| 02/03/2025 | Nichole Dziana | Cal OPS- SoCal |            | 415 Speech and Language | 08:00 AM   | 08:30 AM | 0.50     | Regular      |      |
| 02/05/2025 | Nichole Dziana | Cal OPS- SoCal |            | 415 Speech and Language | 08:00 AM   | 08:30 AM | 0.50     | Late Cancel  |      |
| 02/10/2025 | Nichole Dziana | Cal OPS- SoCal |            | 415 Speech and Language | 08:00 AM   | 08:30 AM | 0.50     | Regular      |      |
| 02/12/2025 | Nichole Dziana | Cal OPS- SoCal |            | 415 Speech and Language | 08:00 AM   | 08:30 AM | 0.50     | No Show      |      |
| 02/19/2025 | Nichole Dziana | Cal OPS- SoCal |            | 415 Speech and Language | 08:00 AM   | 08:30 AM | 0.50     | Regular      |      |
| 02/24/2025 | Nichole Dziana | Cal OPS- SoCal |            | 415 Speech and Language | 08:00 AM   | 08:30 AM | 0.50     | Regular      |      |
| 02/26/2025 | Nichole Dziana | Cal OPS- SoCal |            | 415 Speech and Language | 08:00 AM   | 08:30 AM | 0.50     | Regular      | 3.50 |
| 02/04/2025 | Nichole Dziana | Cal OPS- SoCal |            | 415 Speech and Language | 10:00 AM   | 10:30 AM | 0.50     | No Show      |      |
| 02/11/2025 | Nichole Dziana | Cal OPS- SoCal |            | 415 Speech and Language | 10:00 AM   | 10:30 AM | 0.50     | Regular      |      |
| 02/18/2025 | Nichole Dziana | Cal OPS- SoCal |            | 415 Speech and Language | 10:00 AM   | 10:30 AM | 0.50     | Regular      |      |
| 02/25/2025 | Nichole Dziana | Cal OPS- SoCal |            | 415 Speech and Language | 11:30 AM   | 12:00 PM | 0.50     | Late Cancel  | 2.00 |
| 02/04/2025 | Nichole Dziana | Cal OPS- SoCal |            | 415 Speech and Language | 02:00 PM   | 02:30 PM | 0.50     | Regular      |      |
| 02/06/2025 | Nichole Dziana | Cal OPS- SoCal |            | 415 Speech and Language | 02:00 PM   | 02:30 PM | 0.50     | Regular      |      |
| 02/11/2025 | Nichole Dziana | Cal OPS- SoCal |            | 415 Speech and Language | 02:00 PM   | 02:30 PM | 0.50     | Regular      |      |
| 02/13/2025 | Nichole Dziana | Cal OPS- SoCal |            | 415 Speech and Language | 02:00 PM   | 02:30 PM | 0.50     | Regular      |      |
| 02/18/2025 | Nichole Dziana | Cal OPS- SoCal |            | 415 Speech and Language | 02:00 PM   | 02:30 PM | 0.50     | Regular      |      |
| 02/20/2025 | Nichole Dziana | Cal OPS- SoCal |            | 415 Speech and Language | 02:00 PM   | 02:30 PM | 0.50     | Regular      |      |
| 02/25/2025 | Nichole Dziana | Cal OPS- SoCal |            | 415 Speech and Language | 02:00 PM   | 02:30 PM | 0.50     | Regular      |      |
| 02/27/2025 | Nichole Dziana | Cal OPS- SoCal |            | 415 Speech and Language | 02:00 PM   | 02:30 PM | 0.50     | Regular      | 4.00 |
| 02/03/2025 | Nichole Dziana | Cal OPS- SoCal |            | 415 Speech and Language | 01:00 PM   | 01:30 PM | 0.50     | Regular      |      |
| 02/05/2025 | Nichole Dziana | Cal OPS- SoCal |            | 415 Speech and Language | 01:00 PM   | 01:30 PM | 0.50     | Regular      |      |
| 02/10/2025 | Nichole Dziana | Cal OPS- SoCal |            | 415 Speech and Language | 01:00 PM   | 01:30 PM | 0.50     | Regular      |      |
| 02/12/2025 | Nichole Dziana | Cal OPS- SoCal |            | 415 Speech and Language | 01:00 PM   | 01:30 PM | 0.50     | Regular      |      |
| 02/19/2025 | Nichole Dziana | Cal OPS- SoCal |            | 415 Speech and Language | 01:00 PM   | 01:30 PM | 0.50     | Regular      |      |
| 02/24/2025 | Nichole Dziana | Cal OPS- SoCal |            | 415 Speech and Language | 01:00 PM   | 01:30 PM | 0.50     | Regular      |      |
| 02/26/2025 | Nichole Dziana | Cal OPS- SoCal |            | 415 Speech and Language | 01:00 PM   | 01:30 PM | 0.50     | Regular      | 3.50 |
| 02/03/2025 | Nichole Dziana | Cal OPS- SoCal |            | 415 Speech and Language | 11:00 AM   | 11:30 AM | 0.50     | Late Cancel  |      |
| 02/04/2025 | Nichole Dziana | Cal OPS- SoCal |            | 415 Speech and Language | 11:00 AM   | 11:30 AM | 0.50     | Late Cancel  |      |
| 02/10/2025 | Nichole Dziana | Cal OPS- SoCal |            | 415 Speech and Language | 11:00 AM   | 11:30 AM | 0.50     | Late Cancel  |      |

| Date       | Provider       | School         | Student(s) | Service                 | Start Time | End Time | Billable I | Session Type   | Notes |
|------------|----------------|----------------|------------|-------------------------|------------|----------|------------|----------------|-------|
| 02/11/2025 | Nichole Dziana | Cal OPS- SoCal |            | 415 Speech and Language | 11:00 AM   | 11:30 AM | 0.50       | Late Cancel    |       |
| 02/18/2025 | Nichole Dziana | Cal OPS- SoCal |            | 415 Speech and Language | 11:00 AM   | 11:30 AM | 0.50       | Regular        |       |
| 02/18/2025 | Nichole Dziana | Cal OPS- SoCal |            | IEP Prep                | 02:30 PM   | 03:30 PM | 1.00       | IEP Prep       |       |
| 02/24/2025 | Nichole Dziana | Cal OPS- SoCal |            | 415 Speech and Language | 11:00 AM   | 11:30 AM | 0.50       | Regular        |       |
| 02/24/2025 | Nichole Dziana | Cal OPS- SoCal |            | IEP Attendance          | 01:30 PM   | 02:30 PM | 1.00       | IEP Attendance |       |
| 02/25/2025 | Nichole Dziana | Cal OPS- SoCal |            | 415 Speech and Language | 11:00 AM   | 11:30 AM | 0.50       | Regular        | 5.50  |
| 02/03/2025 | Nichole Dziana | Cal OPS- SoCal |            | 415 Speech and Language | 02:30 PM   | 03:00 PM | 0.50       | Regular        |       |
| 02/10/2025 | Nichole Dziana | Cal OPS- SoCal |            | 415 Speech and Language | 02:30 PM   | 03:00 PM | 0.50       | Regular        |       |
| 02/24/2025 | Nichole Dziana | Cal OPS- SoCal |            | 415 Speech and Language | 02:30 PM   | 03:00 PM | 0.50       | Regular        |       |
| 02/03/2025 | Nichole Dziana | Cal OPS- SoCal |            | 415 Speech and Language | 10:00 AM   | 10:30 AM | 0.50       | Regular        |       |
| 02/05/2025 | Nichole Dziana | Cal OPS- SoCal |            | 415 Speech and Language | 10:00 AM   | 10:30 AM | 0.50       | Regular        |       |
| 02/10/2025 | Nichole Dziana | Cal OPS- SoCal |            | 415 Speech and Language | 10:00 AM   | 10:30 AM | 0.50       | Regular        |       |
| 02/12/2025 | Nichole Dziana | Cal OPS- SoCal |            | 415 Speech and Language | 10:00 AM   | 10:30 AM | 0.50       | Regular        |       |
| 02/19/2025 | Nichole Dziana | Cal OPS- SoCal |            | 415 Speech and Language | 10:00 AM   | 10:30 AM | 0.50       | Regular        |       |
| 02/24/2025 | Nichole Dziana | Cal OPS- SoCal |            | 415 Speech and Language | 10:00 AM   | 10:30 AM | 0.50       | Regular        |       |
| 02/26/2025 | Nichole Dziana | Cal OPS- SoCal |            | 415 Speech and Language | 10:00 AM   | 10:30 AM | 0.50       | Regular        | 3.50  |
| 02/04/2025 | Nichole Dziana | Cal OPS- SoCal |            | 415 Speech and Language | 09:00 AM   | 09:30 AM | 0.50       | Regular        |       |
| 02/06/2025 | Nichole Dziana | Cal OPS- SoCal |            | 415 Speech and Language | 09:00 AM   | 09:30 AM | 0.50       | Regular        |       |
| 02/11/2025 | Nichole Dziana | Cal OPS- SoCal |            | 415 Speech and Language | 09:00 AM   | 09:30 AM | 0.50       | Regular        |       |
| 02/13/2025 | Nichole Dziana | Cal OPS- SoCal |            | 415 Speech and Language | 09:00 AM   | 09:30 AM | 0.50       | Regular        |       |
| 02/18/2025 | Nichole Dziana | Cal OPS- SoCal |            | 415 Speech and Language | 09:00 AM   | 09:30 AM | 0.50       | Regular        |       |
| 02/20/2025 | Nichole Dziana | Cal OPS- SoCal |            | 415 Speech and Language | 09:00 AM   | 09:30 AM | 0.50       | Regular        |       |
| 02/25/2025 | Nichole Dziana | Cal OPS- SoCal |            | 415 Speech and Language | 09:00 AM   | 09:30 AM | 0.50       | Late Cancel    |       |
| 02/27/2025 | Nichole Dziana | Cal OPS- SoCal |            | 415 Speech and Language | 09:00 AM   | 09:30 AM | 0.50       | Regular        | 4.00  |
| 02/03/2025 | Nichole Dziana | Cal OPS- SoCal |            | 415 Speech and Language | 12:30 PM   | 12:50 PM | 0.33       | Regular        |       |
| 02/04/2025 | Nichole Dziana | Cal OPS- SoCal |            | 415 Speech and Language | 12:30 PM   | 12:50 PM | 0.33       | Regular        |       |
| 02/05/2025 | Nichole Dziana | Cal OPS- SoCal |            | 415 Speech and Language | 12:30 PM   | 12:50 PM | 0.33       | Regular        |       |
| 02/10/2025 | Nichole Dziana | Cal OPS- SoCal |            | 415 Speech and Language | 12:30 PM   | 12:50 PM | 0.33       | Regular        |       |
| 02/11/2025 | Nichole Dziana | Cal OPS- SoCal |            | 415 Speech and Language | 12:30 PM   | 12:50 PM | 0.33       | Regular        |       |
| 02/12/2025 | Nichole Dziana | Cal OPS- SoCal |            | 415 Speech and Language | 12:30 PM   | 12:50 PM | 0.33       | Regular        |       |
| 02/13/2025 | Nichole Dziana | Cal OPS- SoCal |            | IEP Attendance          | 12:30 PM   | 12:50 PM | 0.50       | IEP Attendance |       |
| 02/18/2025 | Nichole Dziana | Cal OPS- SoCal |            | 415 Speech and Language | 12:30 PM   | 12:50 PM | 0.33       | Regular        |       |
| 02/19/2025 | Nichole Dziana | Cal OPS- SoCal |            | 415 Speech and Language | 12:30 PM   | 12:50 PM | 0.33       | Regular        |       |
| 02/24/2025 | Nichole Dziana | Cal OPS- SoCal |            | 415 Speech and Language | 12:30 PM   | 12:50 PM | 0.33       | Regular        |       |
| 02/25/2025 | Nichole Dziana | Cal OPS- SoCal |            | 415 Speech and Language | 12:30 PM   | 12:50 PM | 0.33       | Regular        |       |
| 02/26/2025 | Nichole Dziana | Cal OPS- SoCal |            | 415 Speech and Language | 12:30 PM   | 12:50 PM | 0.33       | Regular        | 4.13  |
| 02/05/2025 | Nichole Dziana | Cal OPS- SoCal |            | 415 Speech and Language | 12:00 PM   | 12:30 PM | 0.50       | Regular        |       |
| 02/12/2025 | Nichole Dziana | Cal OPS- SoCal |            | 415 Speech and Language | 12:00 PM   | 12:30 PM | 0.50       | Late Cancel    |       |
| 02/19/2025 | Nichole Dziana | Cal OPS- SoCal |            | 415 Speech and Language | 12:00 PM   | 12:30 PM | 0.50       | Regular        |       |
| 02/26/2025 | Nichole Dziana | Cal OPS- SoCal |            | 415 Speech and Language | 12:00 PM   | 12:30 PM | 0.50       | Regular        | 2.00  |
| 02/03/2025 | Nichole Dziana | Cal OPS- SoCal |            | 415 Speech and Language | 09:30 AM   | 09:00 AM | 0.50       | Regular        |       |
| 02/05/2025 | Nichole Dziana | Cal OPS- SoCal |            | 415 Speech and Language | 09:30 AM   | 09:00 AM | 0.50       | Regular        |       |
| 02/10/2025 | Nichole Dziana | Cal OPS- SoCal |            | 415 Speech and Language | 09:30 AM   | 09:00 AM | 0.50       | Regular        |       |

| Date       | Provider       | School         | Student(s) | Service                | Start Time | End Time | Billable I | Session Type | Note |
|------------|----------------|----------------|------------|------------------------|------------|----------|------------|--------------|------|
| 02/12/2025 | Nichole Dzajma | Cal OPS- SoCal |            | 15 Speech and Language | 06:30 AM   | 09:00 AM | 0.50       | Regular      |      |
| 02/19/2025 | Nichole Dzajma | Cal OPS- SoCal |            | 15 Speech and Language | 06:30 AM   | 09:00 AM | 0.50       | No Show      |      |
| 02/24/2025 | Nichole Dzajma | Cal OPS- SoCal |            | 15 Speech and Language | 06:30 AM   | 09:00 AM | 0.50       | Regular      |      |
| 02/26/2025 | Nichole Dzajma | Cal OPS- SoCal |            | 15 Speech and Language | 06:30 AM   | 09:00 AM | 0.50       | Regular      |      |
|            |                |                |            |                        |            |          | 44.13      |              | 3.50 |

| Date       | Provider        | School         | Student(s) | Service                 | Start Time | End Time | Billable II | Session Type | Note |
|------------|-----------------|----------------|------------|-------------------------|------------|----------|-------------|--------------|------|
| 02/04/2025 | Laura Kovalenko | Cal OPS- SoCal |            | 415 Speech and Language | 02:30 PM   | 02:55 PM | 0.42        | Regular      |      |
| 02/11/2025 | Laura Kovalenko | Cal OPS- SoCal |            | 415 Speech and Language | 02:30 PM   | 02:55 PM | 0.42        | Regular      |      |
| 02/19/2025 | Laura Kovalenko | Cal OPS- SoCal |            | IEP Prep                | 10:30 AM   | 11:00 AM | 0.50        | Regular      |      |
| 02/19/2025 | Laura Kovalenko | Cal OPS- SoCal |            | IEP Attendance          | 12:00 PM   | 01:30 PM | 1.50        | Regular      |      |
| 02/25/2025 | Laura Kovalenko | Cal OPS- SoCal |            | 415 Speech and Language | 02:30 PM   | 02:55 PM | 0.42        | Regular      |      |
|            |                 |                |            |                         |            |          | 3.25        |              | 3.25 |

| Date       | Provider         | School         | Student(s) | Service                 | Start Time | End Time | Billable I | Session Type        | Notes |
|------------|------------------|----------------|------------|-------------------------|------------|----------|------------|---------------------|-------|
| 02/20/2025 | Margaret Schmidt | Cal OPS- SoCal |            | Student Onboarding      | 03:00 PM   | 04:00 PM | 1.00       | Regular             |       |
| 02/28/2025 | Margaret Schmidt | Cal OPS- SoCal |            | 415 Speech and Language | 01:30 PM   | 02:00 PM | 0.50       | No Show             | 1.50  |
| 02/19/2025 | Margaret Schmidt | Cal OPS- SoCal |            | Student Onboarding      | 03:00 PM   | 04:00 PM | 1.00       | Regular             |       |
| 02/25/2025 | Margaret Schmidt | Cal OPS- SoCal |            | 415 Speech and Language | 04:30 PM   | 05:30 PM | 1.00       | First Scheduled Ses | 2.00  |
| 02/07/2025 | Margaret Schmidt | Cal OPS- SoCal |            | 415 Speech and Language | 03:00 PM   | 03:30 PM | 0.50       | Regular             |       |
| 02/14/2025 | Margaret Schmidt | Cal OPS- SoCal |            | 415 Speech and Language | 03:00 PM   | 03:30 PM | 0.50       | Late Cancel         |       |
| 02/21/2025 | Margaret Schmidt | Cal OPS- SoCal |            | 415 Speech and Language | 03:00 PM   | 03:30 PM | 0.50       | No Show             |       |

| Date       | Provider         | School         | Student(s) | Service                 | Start Time | End Time | Billable | Session Type | Note       |
|------------|------------------|----------------|------------|-------------------------|------------|----------|----------|--------------|------------|
| 02/28/2025 | Margaret Schmidt | Cal OPS- SoCal | [REDACTED] | 415 Speech and Language | 03:00 PM   | 03:30 PM | 0.50     | Regular      | [REDACTED] |
|            |                  |                |            |                         |            |          | 5.50     |              |            |
|            |                  |                |            |                         |            |          | 2.00     |              |            |

| Date       | Provider            | School         | (Student(s)) | Service                  | Start Time | End Time | Billable | Session Type   | Note |
|------------|---------------------|----------------|--------------|--------------------------|------------|----------|----------|----------------|------|
| 02/04/2025 | Jocelyn Del Rosario | Cal OPS- SoCal |              | 450 Occupational Therapy | 02:00 PM   | 03:00 PM | 1.00     | Regular        |      |
| 02/11/2025 | Jocelyn Del Rosario | Cal OPS- SoCal |              | 450 Occupational Therapy | 02:00 PM   | 03:00 PM | 1.00     | Late Cancell   |      |
| 02/14/2025 | Jocelyn Del Rosario | Cal OPS- SoCal |              | IEP Prep                 | 04:45 PM   | 05:45 PM | 1.00     | IEP Prep       |      |
| 02/18/2025 | Jocelyn Del Rosario | Cal OPS- SoCal |              | 450 Occupational Therapy | 02:00 PM   | 03:00 PM | 1.00     | Regular        |      |
| 02/19/2025 | Jocelyn Del Rosario | Cal OPS- SoCal |              | IEP Attendance           | 02:00 PM   | 03:00 PM | 1.00     | IEP Attendance |      |
| 02/25/2025 | Jocelyn Del Rosario | Cal OPS- SoCal |              | 450 Occupational Therapy | 02:00 PM   | 03:00 PM | 1.00     | Regular        |      |
|            |                     |                |              |                          |            |          | 6.00     |                |      |

| Date       | Provider      | School         | Service                  | Start Time | End Time | Billable | Session Type |
|------------|---------------|----------------|--------------------------|------------|----------|----------|--------------|
| 02/10/2025 | Alexis Wilson | Cal OPS- SoCal | 450 Occupational Therapy | 02:00 PM   | 02:30 PM | 0.50     | Regular      |
| 02/25/2025 | Alexis Wilson | Cal OPS- SoCal | 450 Occupational Therapy | 02:00 PM   | 02:30 PM | 0.50     | Regular      |
|            |               |                |                          |            |          |          | 1.00         |
| 02/07/2025 | Alexis Wilson | Cal OPS- SoCal | 450 Occupational Therapy | 09:30 AM   | 10:00 AM | 0.50     | Regular      |
| 02/14/2025 | Alexis Wilson | Cal OPS- SoCal | 450 Occupational Therapy | 09:30 AM   | 10:00 AM | 0.50     | Regular      |
|            |               |                |                          |            |          |          |              |
| 02/21/2025 | Alexis Wilson | Cal OPS- SoCal | 450 Occupational Therapy | 12:30 PM   | 01:00 PM | 0.50     | Regular      |
|            |               |                |                          |            |          |          |              |
| 02/28/2025 | Alexis Wilson | Cal OPS- SoCal | 450 Occupational Therapy | 09:30 AM   | 10:00 AM | 0.50     | Regular      |
|            |               |                |                          |            |          |          | 2.00         |
| 02/05/2025 | Alexis Wilson | Cal OPS- SoCal | 450 Occupational Therapy | 01:00 PM   | 01:30 PM | 0.50     | Regular      |
| 02/12/2025 | Alexis Wilson | Cal OPS- SoCal | 450 Occupational Therapy | 01:00 PM   | 01:30 PM | 0.50     | Regular      |
| 02/19/2025 | Alexis Wilson | Cal OPS- SoCal | 450 Occupational Therapy | 12:30 PM   | 01:00 PM | 0.50     | No Show      |
| 02/26/2025 | Alexis Wilson | Cal OPS- SoCal | 450 Occupational Therapy | 01:00 PM   | 01:30 PM | 0.50     | Regular      |
|            |               |                |                          |            |          |          | 2.00         |
|            |               |                |                          |            |          |          |              |
| 02/07/2025 | Alexis Wilson | Cal OPS- SoCal | 450 Occupational Therapy | 02:00 PM   | 02:30 PM | 0.50     | Regular      |
| 02/13/2025 | Alexis Wilson | Cal OPS- SoCal | 450 Occupational Therapy | 02:30 PM   | 03:00 PM | 0.50     | Regular      |
| 02/21/2025 | Alexis Wilson | Cal OPS- SoCal | 450 Occupational Therapy | 11:00 AM   | 11:30 AM | 0.50     | Regular      |
| 02/28/2025 | Alexis Wilson | Cal OPS- SoCal | 450 Occupational Therapy | 11:00 AM   | 11:30 AM | 0.50     | No Show      |
|            |               |                |                          |            |          |          | 2.00         |
|            |               |                |                          |            |          |          |              |
| 02/06/2025 | Alexis Wilson | Cal OPS- SoCal | 450 Occupational Therapy | 01:15 PM   | 01:30 PM | 0.25     | No Show      |
| 02/13/2025 | Alexis Wilson | Cal OPS- SoCal | 450 Occupational Therapy | 02:15 PM   | 02:30 PM | 0.25     | Regular      |
| 02/20/2025 | Alexis Wilson | Cal OPS- SoCal | 450 Occupational Therapy | 01:15 PM   | 01:30 PM | 0.25     | Regular      |
| 02/27/2025 | Alexis Wilson | Cal OPS- SoCal | 450 Occupational Therapy | 01:15 PM   | 01:30 PM | 0.25     | No Show      |
| 02/20/2025 | Alexis Wilson | Cal OPS- SoCal | OT Evaluation            |            |          |          | Regular      |
|            |               |                |                          |            |          |          | 1.00         |
|            |               |                |                          |            |          |          |              |
| 02/25/2025 | Alexis Wilson | Cal OPS- SoCal | OT Evaluation            |            |          |          | Regular      |
|            |               |                |                          |            |          |          |              |
| 02/05/2025 | Alexis Wilson | Cal OPS- SoCal | 450 Occupational Therapy | 02:00 PM   | 03:00 PM | 1.00     | No Show      |
| 02/12/2025 | Alexis Wilson | Cal OPS- SoCal | 450 Occupational Therapy | 02:00 PM   | 03:00 PM | 1.00     | Regular      |

| Date       | Provider      | School         | Student(s) | Service                  | Start Time | End Time | Billable | Season Type    | Notes |
|------------|---------------|----------------|------------|--------------------------|------------|----------|----------|----------------|-------|
| 02/19/2025 | Alexis Wilson | Cal OPS- SoCal |            | 450 Occupational Therapy | 02:00 PM   | 03:00 PM | 1.00     | No Show        |       |
| 02/26/2025 | Alexis Wilson | Cal OPS- SoCal |            | 450 Occupational Therapy | 02:00 PM   | 03:00 PM | 1.00     | Regular        | 4.00  |
| 02/04/2025 | Alexis Wilson | Cal OPS- SoCal |            | 450 Occupational Therapy | 02:30 PM   | 02:55 PM | 0.42     | Regular        |       |
| 02/11/2025 | Alexis Wilson | Cal OPS- SoCal |            | 450 Occupational Therapy | 02:30 PM   | 02:55 PM | 0.42     | Regular        |       |
| 02/13/2025 | Alexis Wilson | Cal OPS- SoCal |            | IEP Attendance           | 12:30 PM   | 01:00 PM | 0.50     | IEP Attendance |       |
| 02/18/2025 | Alexis Wilson | Cal OPS- SoCal |            | 450 Occupational Therapy | 02:30 PM   | 02:55 PM | 0.42     | Regular        |       |
| 02/25/2025 | Alexis Wilson | Cal OPS- SoCal |            | 450 Occupational Therapy | 02:30 PM   | 02:55 PM | 0.42     | Regular        | 2.18  |
| 02/04/2025 | Alexis Wilson | Cal OPS- SoCal |            | 450 Occupational Therapy | 02:00 PM   | 02:30 PM | 0.50     | Regular        |       |
| 02/18/2025 | Alexis Wilson | Cal OPS- SoCal |            | OT Evaluation            |            |          |          | Regular        |       |
| 02/18/2025 | Alexis Wilson | Cal OPS- SoCal |            | IEP Attendance           | 11:30 AM   | 01:00 PM | 1.50     | IEP Attendance | 2.00  |
| 02/03/2025 | Alexis Wilson | Cal OPS- SoCal |            | 450 Occupational Therapy | 01:30 PM   | 02:00 PM | 0.50     | Regular        |       |
| 02/10/2025 | Alexis Wilson | Cal OPS- SoCal |            | 450 Occupational Therapy | 01:30 PM   | 02:00 PM | 0.50     | Regular        |       |
| 02/13/2025 | Alexis Wilson | Cal OPS- SoCal |            | OT Evaluation            |            |          |          | Regular        |       |
| 02/25/2025 | Alexis Wilson | Cal OPS- SoCal |            | 450 Occupational Therapy | 01:30 PM   | 02:00 PM | 0.50     | Regular        | 1.50  |
| 02/03/2025 | Alexis Wilson | Cal OPS- SoCal |            | 450 Occupational Therapy | 01:00 PM   | 01:30 PM | 0.50     | Regular        |       |
| 02/10/2025 | Alexis Wilson | Cal OPS- SoCal |            | 450 Occupational Therapy | 01:00 PM   | 01:30 PM | 0.50     | Regular        |       |
| 02/19/2025 | Alexis Wilson | Cal OPS- SoCal |            | IEP Attendance           | 01:30 PM   | 02:00 PM | 0.50     | IEP Attendance |       |
| 02/25/2025 | Alexis Wilson | Cal OPS- SoCal |            | 450 Occupational Therapy | 01:00 PM   | 01:30 PM | 0.50     | Regular        | 2.00  |
| 02/05/2025 | Alexis Wilson | Cal OPS- SoCal |            | OT Evaluation            |            |          |          | Regular        |       |
| 02/14/2025 | Alexis Wilson | Cal OPS- SoCal |            | IEP Attendance           | 11:00 AM   | 12:20 PM | 1.33     | IEP Attendance | 1.33  |
| 02/05/2025 | Alexis Wilson | Cal OPS- SoCal |            | 450 Occupational Therapy | 01:30 PM   | 02:00 PM | 0.50     | Make-Up        |       |
| 02/12/2025 | Alexis Wilson | Cal OPS- SoCal |            | 450 Occupational Therapy | 01:30 PM   | 02:00 PM | 0.50     | Regular        |       |

| Date       | Provider      | School         | Student(s) | Service                  | Start Time | End Time | Billable | Session Type |
|------------|---------------|----------------|------------|--------------------------|------------|----------|----------|--------------|
| 02/25/2025 | Alexis Wilson | Cal OPS- SoCal | [Redacted] | 450 Occupational Therapy | 01:15 PM   | 01:45 PM | 0.50     | Regular      |
| 02/26/2025 | Alexis Wilson | Cal OPS- SoCal | [Redacted] | 450 Occupational Therapy | 01:30 PM   | 02:00 PM | 0.50     | Regular      |
| 02/27/2025 | Alexis Wilson | Cal OPS- SoCal | [Redacted] | 450 Occupational Therapy | 12:45 PM   | 01:15 PM | 0.50     | Regular      |
|            |               |                |            |                          |            |          | 23.51    |              |
|            |               |                |            |                          |            |          |          | 2.50         |

5- evals

| Date       | Provider      | School         | Student(s) | Service                   | Start Time | End Time | Billable | Session Type | Notes      |
|------------|---------------|----------------|------------|---------------------------|------------|----------|----------|--------------|------------|
| 02/07/2025 | Kristin Allen | Cal OPS- SoCal | [REDACTED] | 0.50 Occupational Therapy | 11:30 AM   | 12:00 PM | 0.50     | No Show      | [REDACTED] |
|            |               |                |            |                           |            |          | 0.50     |              |            |

| Date       | Provider      | School         | Student(s) | Service                  | Start Time | End Time | Billable | Session Type   | Note |
|------------|---------------|----------------|------------|--------------------------|------------|----------|----------|----------------|------|
| 02/04/2025 | Eunice Pioche | Cal OPS- SoCal |            | 450 Occupational Therapy | 03:00 PM   | 03:20 PM | 0.33     | No Show        |      |
| 02/11/2025 | Eunice Pioche | Cal OPS- SoCal |            | 450 Occupational Therapy | 03:00 PM   | 03:20 PM | 0.33     | No Show        |      |
| 02/18/2025 | Eunice Pioche | Cal OPS- SoCal |            | 450 Occupational Therapy | 03:00 PM   | 03:20 PM | 0.33     | No Show        |      |
| 02/25/2025 | Eunice Pioche | Cal OPS- SoCal |            | 450 Occupational Therapy | 03:00 PM   | 03:20 PM | 0.33     | No Show        | 1.33 |
| 02/04/2025 | Eunice Pioche | Cal OPS- SoCal |            | IEP Attendance           | 11:00 AM   | 12:00 PM | 1.00     | Late Cancel    |      |
| 02/11/2025 | Eunice Pioche | Cal OPS- SoCal |            | 450 Occupational Therapy | 12:30 PM   | 01:00 PM | 0.50     | No Show        |      |
| 02/14/2025 | Eunice Pioche | Cal OPS- SoCal |            | IEP Attendance           | 02:00 PM   | 03:00 PM | 1.00     | IEP Attendance |      |
| 02/14/2025 | Eunice Pioche | Cal OPS- SoCal |            | IEP Prep                 | 01:40 PM   | 02:00 PM | 0.33     | IEP Prep       | 2.83 |
| 02/04/2025 | Eunice Pioche | Cal OPS- SoCal |            | 450 Occupational Therapy | 02:00 PM   | 02:30 PM | 0.50     | Regular        |      |
| 02/11/2025 | Eunice Pioche | Cal OPS- SoCal |            | 450 Occupational Therapy | 10:30 AM   | 11:00 AM | 0.50     | Regular        |      |
| 02/19/2025 | Eunice Pioche | Cal OPS- SoCal |            | 450 Occupational Therapy | 03:00 PM   | 03:30 PM | 0.50     | Regular        |      |
| 02/25/2025 | Eunice Pioche | Cal OPS- SoCal |            | 450 Occupational Therapy | 02:00 PM   | 02:30 PM | 0.50     | Regular        | 2.00 |
| 02/04/2025 | Eunice Pioche | Cal OPS- SoCal |            | 450 Occupational Therapy | 09:30 AM   | 10:00 AM | 0.50     | Regular        |      |
| 02/18/2025 | Eunice Pioche | Cal OPS- SoCal |            | 450 Occupational Therapy | 09:30 AM   | 10:00 AM | 0.50     | No Show        | 1.00 |
| 02/04/2025 | Eunice Pioche | Cal OPS- SoCal |            | 450 Occupational Therapy | 02:30 PM   | 03:00 PM | 0.50     | Regular        |      |
| 02/06/2025 | Eunice Pioche | Cal OPS- SoCal |            | 450 Occupational Therapy | 02:30 PM   | 03:00 PM | 0.50     | Regular        |      |
| 02/12/2025 | Eunice Pioche | Cal OPS- SoCal |            | 450 Occupational Therapy | 12:00 PM   | 12:30 PM | 0.50     | Regular        |      |
| 02/13/2025 | Eunice Pioche | Cal OPS- SoCal |            | 450 Occupational Therapy | 02:30 PM   | 03:00 PM | 0.50     | Regular        |      |
| 02/13/2025 | Eunice Pioche | Cal OPS- SoCal |            | IEP Prep                 | 03:00 PM   | 03:30 PM | 0.50     | IEP Prep       |      |
| 02/14/2025 | Eunice Pioche | Cal OPS- SoCal |            | IEP Attendance           | 11:00 AM   | 12:30 PM | 1.50     | IEP Attendance |      |
| 02/19/2025 | Eunice Pioche | Cal OPS- SoCal |            | 450 Occupational Therapy | 12:00 PM   | 12:30 PM | 0.50     | Regular        |      |
| 02/20/2025 | Eunice Pioche | Cal OPS- SoCal |            | 450 Occupational Therapy | 02:30 PM   | 03:00 PM | 0.50     | Regular        |      |

| Date       | Provider      | School         | Student(s) | Service                   | Start Time | End Time | Billable I | Session Type | Note       |
|------------|---------------|----------------|------------|---------------------------|------------|----------|------------|--------------|------------|
| 02/25/2025 | Eunice Ploche | Cal OPS- SoCal | [REDACTED] | 0.50 Occupational Therapy | 02:30 PM   | 03:00 PM | 0.50       | Regular      | [REDACTED] |
| 02/27/2025 | Eunice Ploche | Cal OPS- SoCal | [REDACTED] | 0.50 Occupational Therapy | 02:30 PM   | 03:00 PM | 0.50       | No Show      | 6.00       |
|            |               |                |            |                           |            |          | 13.16      |              |            |

| Date       | Provider      | School         | Student(s) | Service                  | Start Time | End Time | Billable | Session Type | Note |
|------------|---------------|----------------|------------|--------------------------|------------|----------|----------|--------------|------|
| 02/06/2025 | Adriana Davis | Cal OPS- SoCal |            | 450 Occupational Therapy | 08:00 AM   | 08:30 AM | 0.50     | Regular      |      |
| 02/13/2025 | Adriana Davis | Cal OPS- SoCal |            | 450 Occupational Therapy | 08:00 AM   | 08:30 AM | 0.50     | Regular      |      |
| 02/20/2025 | Adriana Davis | Cal OPS- SoCal |            | 450 Occupational Therapy | 08:00 AM   | 08:30 AM | 0.50     | Regular      |      |
| 02/27/2025 | Adriana Davis | Cal OPS- SoCal |            | 450 Occupational Therapy | 08:00 AM   | 08:30 AM | 0.50     | No Show      | 2.00 |
| 02/13/2025 | Adriana Davis | Cal OPS- SoCal |            | 450 Occupational Therapy | 02:30 PM   | 03:00 PM | 0.50     | No Show      |      |
| 02/27/2025 | Adriana Davis | Cal OPS- SoCal |            | 450 Occupational Therapy | 02:30 PM   | 03:00 PM | 0.50     | No Show      | 1.00 |
| 02/04/2025 | Adriana Davis | Cal OPS- SoCal |            | 450 Occupational Therapy | 02:00 PM   | 02:30 PM | 0.50     | No Show      |      |
| 02/18/2025 | Adriana Davis | Cal OPS- SoCal |            | 450 Occupational Therapy | 02:00 PM   | 02:30 PM | 0.50     | Regular      | 1.00 |
| 02/04/2025 | Adriana Davis | Cal OPS- SoCal |            | 450 Occupational Therapy | 01:00 PM   | 01:30 PM | 0.50     | Regular      |      |
| 02/11/2025 | Adriana Davis | Cal OPS- SoCal |            | 450 Occupational Therapy | 01:00 PM   | 01:30 PM | 0.50     | Regular      |      |
| 02/18/2025 | Adriana Davis | Cal OPS- SoCal |            | 450 Occupational Therapy | 01:00 PM   | 01:30 PM | 0.50     | Regular      |      |
| 02/25/2025 | Adriana Davis | Cal OPS- SoCal |            | 450 Occupational Therapy | 01:00 PM   | 01:30 PM | 0.50     | Regular      | 2.00 |
| 02/04/2025 | Adriana Davis | Cal OPS- SoCal |            | 450 Occupational Therapy | 11:00 AM   | 11:30 AM | 0.50     | No Show      |      |
| 02/11/2025 | Adriana Davis | Cal OPS- SoCal |            | 450 Occupational Therapy | 11:00 AM   | 11:30 AM | 0.50     | Regular      |      |

| Date       | Provider      | School         | Student(s) | Service                  | Start Time | End Time | Billable Session Type |
|------------|---------------|----------------|------------|--------------------------|------------|----------|-----------------------|
| 02/18/2025 | Adriana Davis | Cal OPS- SoCal |            | 450 Occupational Therapy | 11:00 AM   | 11:30 AM | 0.50 Late Cancel      |
| 02/25/2025 | Adriana Davis | Cal OPS- SoCal |            | 450 Occupational Therapy | 11:00 AM   | 11:30 AM | 0.50 No Show          |
| 02/06/2025 | Adriana Davis | Cal OPS- SoCal |            | 450 Occupational Therapy | 01:30 PM   | 02:00 PM | 0.50 Late Cancel      |
| 02/13/2025 | Adriana Davis | Cal OPS- SoCal |            | 450 Occupational Therapy | 01:30 PM   | 02:00 PM | 0.50 Regular          |
| 02/20/2025 | Adriana Davis | Cal OPS- SoCal |            | 450 Occupational Therapy | 01:30 PM   | 02:00 PM | 0.50 No Show          |
| 02/27/2025 | Adriana Davis | Cal OPS- SoCal |            | 450 Occupational Therapy | 01:30 PM   | 02:00 PM | 0.50 Regular          |
| 02/04/2025 | Adriana Davis | Cal OPS- SoCal |            | 450 Occupational Therapy | 08:00 AM   | 08:30 AM | 0.50 No Show          |
| 02/11/2025 | Adriana Davis | Cal OPS- SoCal |            | 450 Occupational Therapy | 08:00 AM   | 08:30 AM | 0.50 Regular          |
| 02/18/2025 | Adriana Davis | Cal OPS- SoCal |            | 450 Occupational Therapy | 08:00 AM   | 08:30 AM | 0.50 Late Cancel      |
| 02/25/2025 | Adriana Davis | Cal OPS- SoCal |            | 450 Occupational Therapy | 08:00 AM   | 08:30 AM | 0.50 Regular          |
| 02/04/2025 | Adriana Davis | Cal OPS- SoCal |            | 450 Occupational Therapy | 03:00 PM   | 03:30 PM | 0.50 Late Cancel      |
| 02/06/2025 | Adriana Davis | Cal OPS- SoCal |            | 450 Occupational Therapy | 09:30 AM   | 10:00 AM | 0.50 Regular          |
| 02/13/2025 | Adriana Davis | Cal OPS- SoCal |            | 450 Occupational Therapy | 09:30 AM   | 10:00 AM | 0.50 Regular          |
| 02/20/2025 | Adriana Davis | Cal OPS- SoCal |            | 450 Occupational Therapy | 09:30 AM   | 10:00 AM | 0.50 Regular          |
| 02/27/2025 | Adriana Davis | Cal OPS- SoCal |            | 450 Occupational Therapy | 09:30 AM   | 10:00 AM | 0.50 Regular          |

| Date       | Provider      | School         | Student(s) | Service                  | Start Time | End Time | Billable I | Session Type | Note |
|------------|---------------|----------------|------------|--------------------------|------------|----------|------------|--------------|------|
| 02/06/2025 | Adriana Davis | Cal OPS- SoCal |            | 450 Occupational Therapy | 02:00 PM   | 02:30 PM | 0.50       | Regular      |      |
| 02/13/2025 | Adriana Davis | Cal OPS- SoCal |            | 450 Occupational Therapy | 02:00 PM   | 02:30 PM | 0.50       | No Show      |      |
| 02/18/2025 | Adriana Davis | Cal OPS- SoCal |            | 450 Occupational Therapy | 02:30 PM   | 03:00 PM | 0.50       | Late Cancel  | 1.50 |
| 02/11/2025 | Adriana Davis | Cal OPS- SoCal |            | 450 Occupational Therapy | 01:30 PM   | 02:00 PM | 0.50       | No Show      |      |
| 02/25/2025 | Adriana Davis | Cal OPS- SoCal |            | 450 Occupational Therapy | 01:30 PM   | 02:00 PM | 0.50       | Regular      | 1.00 |
| 02/06/2025 | Adriana Davis | Cal OPS- SoCal |            | 450 Occupational Therapy | 12:30 PM   | 01:00 PM | 0.50       | Regular      |      |
| 02/13/2025 | Adriana Davis | Cal OPS- SoCal |            | 450 Occupational Therapy | 12:30 PM   | 01:00 PM | 0.50       | No Show      |      |
| 02/20/2025 | Adriana Davis | Cal OPS- SoCal |            | 450 Occupational Therapy | 12:30 PM   | 01:00 PM | 0.50       | Regular      |      |
| 02/27/2025 | Adriana Davis | Cal OPS- SoCal |            | 450 Occupational Therapy | 12:30 PM   | 01:00 PM | 0.50       | Regular      | 2.00 |
|            |               |                |            |                          |            |          | 19.00      |              |      |

| Date       | Provider       | School         | Student(s) | Service              | Start Time | End Time | Billable Session Type | Note       |
|------------|----------------|----------------|------------|----------------------|------------|----------|-----------------------|------------|
| 02/07/2025 | Michele Rooney | Cal OPS- SoCal | [REDACTED] | 460 Physical Therapy | 09:00 AM   | 09:30 AM | 0.50 Regular          | [REDACTED] |
| 02/12/2025 | Michele Rooney | Cal OPS- SoCal | [REDACTED] | 460 Physical Therapy | 01:45 PM   | 02:15 PM | 0.50 Regular          | [REDACTED] |
| 02/19/2025 | Michele Rooney | Cal OPS- SoCal | [REDACTED] | 460 Physical Therapy | 12:45 PM   | 01:15 PM | 0.50 Late Cancel      | [REDACTED] |
| 02/28/2025 | Michele Rooney | Cal OPS- SoCal | [REDACTED] | 460 Physical Therapy | 10:00 AM   | 10:30 AM | 0.50 Regular          | [REDACTED] |
|            |                |                |            |                      |            |          |                       | 2.00       |

| Date       | Provider       | School         | Student(s) | Service              | Start Time | End Time | Billable | Session Type | Note |
|------------|----------------|----------------|------------|----------------------|------------|----------|----------|--------------|------|
| 02/12/2025 | Michale Rooney | Cal OPS- SoCal |            | 460 Physical Therapy | 12:45 PM   | 01:15 PM | 0.50     | Regular      |      |
| 02/26/2025 | Michale Rooney | Cal OPS- SoCal |            | 460 Physical Therapy | 12:45 PM   | 01:15 PM | 0.50     | No Show      |      |
|            |                |                |            |                      |            |          | 3.00     | 1.00         |      |

| Date       | Provider       | School         | Student(s) | Service              | Start Time | End Time | Billable II Session Type | Note |
|------------|----------------|----------------|------------|----------------------|------------|----------|--------------------------|------|
| 02/03/2025 | Michelle Perry | Cal OPS- SoCal |            | 460 Physical Therapy | 12:30 PM   | 01:00 PM | 0.50 No Show             |      |
| 02/10/2025 | Michelle Perry | Cal OPS- SoCal |            | 460 Physical Therapy | 12:30 PM   | 01:00 PM | 0.50 Regular             |      |
| 02/24/2025 | Michelle Perry | Cal OPS- SoCal |            | 460 Physical Therapy | 12:30 PM   | 01:00 PM | 0.50 Regular             | 1.50 |
| 02/06/2025 | Michelle Perry | Cal OPS- SoCal |            | 460 Physical Therapy | 12:30 PM   | 12:40 PM | 0.17 Regular             | 0.17 |
| 02/06/2025 | Michelle Perry | Cal OPS- SoCal |            | 460 Physical Therapy | 09:30 AM   | 10:00 AM | 0.50 Regular             |      |
| 02/12/2025 | Michelle Perry | Cal OPS- SoCal |            | IEP Attendance       | 01:00 PM   | 02:00 PM | 1.00 IEP Attendance      |      |
| 02/13/2025 | Michelle Perry | Cal OPS- SoCal |            | 460 Physical Therapy | 09:30 AM   | 10:00 AM | 0.50 Late Cancel         |      |
| 02/20/2025 | Michelle Perry | Cal OPS- SoCal |            | 460 Physical Therapy | 09:30 AM   | 10:00 AM | 0.50 Regular             |      |
| 02/27/2025 | Michelle Perry | Cal OPS- SoCal |            | 460 Physical Therapy | 09:30 AM   | 10:00 AM | 0.50 Late Cancel         | 3.00 |
| 02/14/2025 | Michelle Perry | Cal OPS- SoCal |            | 460 Physical Therapy | 01:00 PM   | 01:30 PM | 0.50 Regular             |      |
| 02/28/2025 | Michelle Perry | Cal OPS- SoCal |            | 460 Physical Therapy | 01:00 PM   | 01:30 PM | 0.50 Regular             | 1.00 |
| 02/25/2025 | Michelle Perry | Cal OPS- SoCal |            | 460 Physical Therapy | 01:00 PM   | 01:30 PM | 0.50 Regular             |      |
| 02/27/2025 | Michelle Perry | Cal OPS- SoCal |            | 460 Physical Therapy | 02:00 PM   | 02:30 PM | 0.50 Regular             | 1.00 |
| 02/07/2025 | Michelle Perry | Cal OPS- SoCal |            | 460 Physical Therapy | 02:00 PM   | 02:30 PM | 0.50 Regular             |      |
| 02/14/2025 | Michelle Perry | Cal OPS- SoCal |            | 460 Physical Therapy | 02:00 PM   | 02:30 PM | 0.50 Regular             |      |
| 02/28/2025 | Michelle Perry | Cal OPS- SoCal |            | 460 Physical Therapy | 02:00 PM   | 02:30 PM | 0.50 Regular             | 1.50 |
| 02/06/2025 | Michelle Perry | Cal OPS- SoCal |            | 460 Physical Therapy | 01:00 PM   | 01:30 PM | 0.50 Regular             | 0.50 |
|            |                |                |            |                      |            |          | 8.67                     |      |

| Date       | Provider      | School         | Student(s) | Service                              | Start Time | End Time | Billable | Session Type | Note |
|------------|---------------|----------------|------------|--------------------------------------|------------|----------|----------|--------------|------|
| 02/03/2025 | Sheri Kennedy | Cal OPS- SoCal |            | 535 Behavioral Intervention Services | 02:30 PM   | 03:00 PM | 0.50     | Regular      |      |
| 02/10/2025 | Sheri Kennedy | Cal OPS- SoCal |            | 535 Behavioral Intervention Services | 02:30 PM   | 03:00 PM | 0.50     | Regular      |      |
| 02/25/2025 | Sheri Kennedy | Cal OPS- SoCal |            | 535 Behavioral Intervention Services | 12:30 PM   | 01:00 PM | 0.50     | Regular      | 1.50 |
| 02/04/2025 | Sheri Kennedy | Cal OPS- SoCal |            | 535 Behavioral Intervention Services | 11:00 AM   | 12:00 PM | 1.00     | Regular      |      |
| 02/11/2025 | Sheri Kennedy | Cal OPS- SoCal |            | 535 Behavioral Intervention Services | 11:00 AM   | 12:00 PM | 1.00     | No Show      |      |
| 02/18/2025 | Sheri Kennedy | Cal OPS- SoCal |            | 535 Behavioral Intervention Services | 11:00 AM   | 12:00 PM | 1.00     | No Show      |      |

| Date       | Provider      | School         | Student(s) | Service                              | Start Time | End Time | Billable | Session Type | Note |
|------------|---------------|----------------|------------|--------------------------------------|------------|----------|----------|--------------|------|
| 02/25/2025 | Sheri Kennedy | Cal OPS- SoCal |            | 535 Behavioral Intervention Services | 11:00 AM   | 12:00 PM | 1.00     | Regular      |      |
| 02/03/2025 | Sheri Kennedy | Cal OPS- SoCal |            | 535 Behavioral Intervention Services | 12:00 PM   | 01:00 PM | 1.00     | Late Cancel  |      |
| 02/07/2025 | Sheri Kennedy | Cal OPS- SoCal |            | 535 Behavioral Intervention Services | 09:00 AM   | 10:00 AM | 1.00     | Regular      |      |
| 02/10/2025 | Sheri Kennedy | Cal OPS- SoCal |            | 535 Behavioral Intervention Services | 12:00 PM   | 01:00 PM | 1.00     | Regular      |      |
| 02/14/2025 | Sheri Kennedy | Cal OPS- SoCal |            | 535 Behavioral Intervention Services | 09:00 AM   | 10:00 AM | 1.00     | Regular      |      |
| 02/21/2025 | Sheri Kennedy | Cal OPS- SoCal |            | 535 Behavioral Intervention Services | 09:00 AM   | 10:00 AM | 1.00     | Late Cancel  |      |
| 02/24/2025 | Sheri Kennedy | Cal OPS- SoCal |            | 535 Behavioral Intervention Services | 12:00 PM   | 01:00 PM | 1.00     | Regular      |      |
| 02/28/2025 | Sheri Kennedy | Cal OPS- SoCal |            | 535 Behavioral Intervention Services | 09:00 AM   | 10:00 AM | 1.00     | Late Cancel  |      |

| Date       | Provider      | School         | Student(s) | Service                              | Start Time | End Time | Billable I | Session Type | Note |
|------------|---------------|----------------|------------|--------------------------------------|------------|----------|------------|--------------|------|
|            |               |                |            |                                      |            |          |            | 7.00         |      |
| 02/04/2025 | Sheri Kennedy | Cal OPS- SoCal |            | 535 Behavioral Intervention Services | 03:00 PM   | 04:00 PM | 1.00       | Regular      |      |
| 02/05/2025 | Sheri Kennedy | Cal OPS- SoCal |            | 535 Behavioral Intervention Services | 03:00 PM   | 04:00 PM | 1.00       | Regular      |      |
| 02/11/2025 | Sheri Kennedy | Cal OPS- SoCal |            | 535 Behavioral Intervention Services | 04:00 PM   | 05:00 PM | 1.00       | Regular      |      |
| 02/12/2025 | Sheri Kennedy | Cal OPS- SoCal |            | 535 Behavioral Intervention Services | 03:00 PM   | 04:00 PM | 1.00       | Regular      |      |
| 02/18/2025 | Sheri Kennedy | Cal OPS- SoCal |            | 535 Behavioral Intervention Services | 03:00 PM   | 04:00 PM | 1.00       | Regular      |      |
| 02/19/2025 | Sheri Kennedy | Cal OPS- SoCal |            | 535 Behavioral Intervention Services | 03:00 PM   | 04:00 PM | 1.00       | Regular      |      |

| Date       | Provider      | School         | Student(s) | Services                             | Start Time | End Time | Billable I | Session Type | Note       |
|------------|---------------|----------------|------------|--------------------------------------|------------|----------|------------|--------------|------------|
| 02/25/2025 | Sheri Kennedy | Cal OPS- SoCal | [REDACTED] | 535 Behavioral Intervention Services | 03:00 PM   | 04:00 PM | 1.00       | Regular      | [REDACTED] |
| 02/26/2025 | Sheri Kennedy | Cal OPS- SoCal | [REDACTED] | IEP Prep                             | 07:30 AM   | 08:30 AM | 1.00       | IEP Prep     | [REDACTED] |
| 02/26/2025 | Sheri Kennedy | Cal OPS- SoCal | [REDACTED] | 535 Behavioral Intervention Services | 03:00 PM   | 04:00 PM | 1.00       | Late Cancel  | 9.0        |
| 02/04/2025 | Sheri Kennedy | Cal OPS- SoCal | [REDACTED] | IEP Prep                             | 07:30 AM   | 08:30 AM | 1.00       | IEP Prep     | [REDACTED] |
| 02/04/2025 | Sheri Kennedy | Cal OPS- SoCal | [REDACTED] | 535 Behavioral Intervention Services | 01:30 PM   | 02:00 PM | 0.50       | Regular      | [REDACTED] |
| 02/11/2025 | Sheri Kennedy | Cal OPS- SoCal | [REDACTED] | 535 Behavioral Intervention Services | 01:30 PM   | 02:00 PM | 0.50       | Regular      | [REDACTED] |
| 02/14/2025 | Sheri Kennedy | Cal OPS- SoCal | [REDACTED] | IEP Attendance                       | 11:00 AM   | 12:30 PM | 1.50       | Attendance   | [REDACTED] |

| Date       | Provider      | School         | Student(s) | Service                              | Start Time | End Time | Billable I | Session Type | Note       |
|------------|---------------|----------------|------------|--------------------------------------|------------|----------|------------|--------------|------------|
| 02/18/2025 | Sheri Kennedy | Cal OPS- SoCal | [REDACTED] | 535 Behavioral Intervention Services | 01:30 PM   | 02:00 PM | 0.50       | Regular      | [REDACTED] |
| 02/25/2025 | Sheri Kennedy | Cal OPS- SoCal | [REDACTED] | 535 Behavioral Intervention Services | 01:30 PM   | 02:00 PM | 0.50       | Regular      | [REDACTED] |
| 02/03/2025 | Sheri Kennedy | Cal OPS- SoCal | [REDACTED] | 535 Behavioral Intervention Services | 10:30 AM   | 11:00 AM | 0.50       | Late Cancel  | [REDACTED] |
| 02/10/2025 | Sheri Kennedy | Cal OPS- SoCal | [REDACTED] | 535 Behavioral Intervention Services | 10:30 AM   | 11:00 AM | 0.50       | Regular      | [REDACTED] |
| 02/24/2025 | Sheri Kennedy | Cal OPS- SoCal | [REDACTED] | 535 Behavioral Intervention Services | 10:30 AM   | 11:00 AM | 0.50       | Regular      | [REDACTED] |
|            |               |                |            |                                      |            |          | 27.50      |              |            |

| Date       | Provider       | School         | Student(s) | Service                                | Start Time | End Time | Billable Session Type | Notes |
|------------|----------------|----------------|------------|--|------------|----------|-----------------------|-------|
| 02/05/2025 | Eddie Arellano | Cal OPS- SoCal |            | 510 Individual Counseling and Guidance | 12:45 PM   | 01:30 PM | 0.75 Regular          |       |
| 02/06/2025 | Eddie Arellano | Cal OPS- SoCal |            | 510 Individual Counseling and Guidance | 01:00 PM   | 01:45 PM | 0.75 No Show          |       |
| 02/12/2025 | Eddie Arellano | Cal OPS- SoCal |            | 510 Individual Counseling and Guidance | 12:45 PM   | 01:30 PM | 0.75 Regular          |       |
| 02/20/2025 | Eddie Arellano | Cal OPS- SoCal |            | 510 Individual Counseling and Guidance | 01:00 PM   | 01:45 PM | 0.75 Regular          |       |
| 02/26/2025 | Eddie Arellano | Cal OPS- SoCal |            | 510 Individual Counseling and Guidance | 12:45 PM   | 01:30 PM | 0.75 Regular          |       |
| 02/27/2025 | Eddie Arellano | Cal OPS- SoCal |            | 510 Individual Counseling and Guidance | 01:00 PM   | 01:45 PM | 0.75 No Show          | 4.50  |
| 02/04/2025 | Eddie Arellano | Cal OPS- SoCal |            | 510 Individual Counseling and Guidance | 03:00 PM   | 03:30 PM | 0.50 No Show          |       |
| 02/07/2025 | Eddie Arellano | Cal OPS- SoCal |            | IEP Prep                               | 11:30 AM   | 12:00 PM | 0.50 IEP Prep         |       |
| 02/07/2025 | Eddie Arellano | Cal OPS- SoCal |            | IEP Attendance                         | 12:00 PM   | 01:00 PM | 1.00 IEP Attendance   |       |
| 02/11/2025 | Eddie Arellano | Cal OPS- SoCal |            | 510 Individual Counseling and Guidance | 03:00 PM   | 03:30 PM | 0.50 Regular          |       |
| 02/18/2025 | Eddie Arellano | Cal OPS- SoCal |            | 510 Individual Counseling and Guidance | 03:00 PM   | 03:30 PM | 0.50 No Show          |       |
| 02/25/2025 | Eddie Arellano | Cal OPS- SoCal |            | 510 Individual Counseling and Guidance | 03:00 PM   | 03:30 PM | 0.50 Regular          | 3.50  |
| 02/21/2025 | Eddie Arellano | Cal OPS- SoCal |            | 510 Individual Counseling and Guidance | 10:00 AM   | 11:00 AM | 1.00 Regular          |       |
| 02/05/2025 | Eddie Arellano | Cal OPS- SoCal |            | 510 Individual Counseling and Guidance | 11:00 AM   | 11:30 AM | 0.50 No Show          | 1.00  |
| 02/13/2025 | Eddie Arellano | Cal OPS- SoCal |            | 510 Individual Counseling and Guidance | 11:00 AM   | 11:30 AM | 0.50 Regular          |       |
| 02/19/2025 | Eddie Arellano | Cal OPS- SoCal |            | 510 Individual Counseling and Guidance | 11:00 AM   | 11:30 AM | 0.50 Regular          |       |
| 02/26/2025 | Eddie Arellano | Cal OPS- SoCal |            | 510 Individual Counseling and Guidance | 11:00 AM   | 11:30 AM | 0.50 Regular          | 2.00  |
| 02/04/2025 | Eddie Arellano | Cal OPS- SoCal |            | 510 Individual Counseling and Guidance | 03:30 PM   | 04:00 PM | 0.50 Regular          |       |
| 02/11/2025 | Eddie Arellano | Cal OPS- SoCal |            | 510 Individual Counseling and Guidance | 02:00 PM   | 02:30 PM | 0.50 Regular          |       |
| 02/18/2025 | Eddie Arellano | Cal OPS- SoCal |            | 510 Individual Counseling and Guidance | 02:00 PM   | 02:30 PM | 0.50 No Show          |       |
| 02/25/2025 | Eddie Arellano | Cal OPS- SoCal |            | 510 Individual Counseling and Guidance | 02:30 PM   | 03:00 PM | 0.50 Regular          | 2.00  |
|            |                |                |            |  |            |          | 13.00                 |       |

| Date       | Provider       | School         | Student(s) | Service        | Start Time | End Time | Billable I | Session Type   | Note |
|------------|----------------|----------------|------------|----------------|------------|----------|------------|----------------|------|
| 02/20/2025 | Megan Chimenti | Cal OPS- SoCal |            | IEP Attendance | 09:00 AM   | 09:30 AM | 0.50       | IEP Attendance |      |
|            |                |                |            |                |            |          | 0.50       |                |      |

| Date       | Provider          | School         | Student(s) | Service                   | Start Time | End Time | Billable | Session Type            | Note |
|------------|-------------------|----------------|------------|---------------------------|------------|----------|----------|-------------------------|------|
| 02/21/2025 | Kimberly Springer | Cal OPS- SoCal |            | Student Onboarding        | 04:30 PM   | 05:30 PM | 1.00     | Regular                 |      |
| 02/26/2025 | Kimberly Springer | Cal OPS- SoCal |            | 510 Individual Counseling | 10:30 AM   | 11:00 AM | 0.50     | First Scheduled Session | 1.50 |
| 02/05/2025 | Kimberly Springer | Cal OPS- SoCal |            | 510 Individual Counseling | 03:30 PM   | 04:00 PM | 0.50     | Regular                 |      |
| 02/12/2025 | Kimberly Springer | Cal OPS- SoCal |            | 510 Individual Counseling | 03:30 PM   | 04:00 PM | 0.50     | Late Cancel             |      |
| 02/12/2025 | Kimberly Springer | Cal OPS- SoCal |            | Student Onboarding        | 10:00 AM   | 11:00 AM | 1.00     | Regular                 |      |
| 02/26/2025 | Kimberly Springer | Cal OPS- SoCal |            | 510 Individual Counseling | 03:30 PM   | 04:00 PM | 0.50     | Regular                 | 2.50 |
| 02/05/2025 | Kimberly Springer | Cal OPS- SoCal |            | 510 Individual Counseling | 02:00 PM   | 02:30 PM | 0.50     | No Show                 |      |
| 02/12/2025 | Kimberly Springer | Cal OPS- SoCal |            | 510 Individual Counseling | 02:00 PM   | 03:00 PM | 1.00     | Regular                 |      |
| 02/21/2025 | Kimberly Springer | Cal OPS- SoCal |            | 510 Individual Counseling | 03:30 PM   | 04:00 PM | 0.50     | Regular                 |      |
| 02/26/2025 | Kimberly Springer | Cal OPS- SoCal |            | 510 Individual Counseling | 02:00 PM   | 03:00 PM | 1.00     | Regular                 | 3.00 |
| 02/13/2025 | Kimberly Springer | Cal OPS- SoCal |            | Student Onboarding        | 05:00 PM   | 06:00 PM | 1.00     | Regular                 |      |
| 02/14/2025 | Kimberly Springer | Cal OPS- SoCal |            | 510 Individual Counseling | 08:30 AM   | 09:00 AM | 0.50     | No Show                 |      |
| 02/12/2025 | Kimberly Springer | Cal OPS- SoCal |            | Student Onboarding        | 08:00 AM   | 09:00 AM | 1.00     | Regular                 | 1.50 |
| 02/14/2025 | Kimberly Springer | Cal OPS- SoCal |            | 510 Parent Counseling     | 12:30 PM   | 01:00 PM | 0.50     | Regular                 | 1.50 |
| 02/07/2025 | Kimberly Springer | Cal OPS- SoCal |            | 510 Individual Counseling | 09:30 AM   | 10:00 AM | 0.50     | First Scheduled Session |      |
| 02/12/2025 | Kimberly Springer | Cal OPS- SoCal |            | Student Onboarding        | 07:00 AM   | 08:00 AM | 1.00     | Regular                 |      |
| 02/14/2025 | Kimberly Springer | Cal OPS- SoCal |            | 510 Individual Counseling | 09:30 AM   | 10:00 AM | 0.50     | Regular                 |      |
| 02/21/2025 | Kimberly Springer | Cal OPS- SoCal |            | 510 Individual Counseling | 09:30 AM   | 10:00 AM | 0.50     | Make-Up                 |      |
| 02/28/2025 | Kimberly Springer | Cal OPS- SoCal |            | 510 Individual Counseling | 09:30 AM   | 10:00 AM | 0.50     | Make-Up                 | 3.00 |
| 02/07/2025 | Kimberly Springer | Cal OPS- SoCal |            | 510 Individual Counseling | 10:30 AM   | 11:00 AM | 0.50     | No Show                 |      |
| 02/14/2025 | Kimberly Springer | Cal OPS- SoCal |            | 510 Individual Counseling | 10:30 AM   | 11:00 AM | 0.50     | No Show                 |      |
| 02/21/2025 | Kimberly Springer | Cal OPS- SoCal |            | 510 Individual Counseling | 10:30 AM   | 11:00 AM | 0.50     | Make-Up                 |      |
| 02/28/2025 | Kimberly Springer | Cal OPS- SoCal |            | 510 Individual Counseling | 10:30 AM   | 11:00 AM | 0.50     | Make-Up                 | 2.00 |
| 02/07/2025 | Kimberly Springer | Cal OPS- SoCal |            | 510 Individual Counseling | 01:30 PM   | 02:00 PM | 0.50     | No Show                 |      |
| 02/13/2025 | Kimberly Springer | Cal OPS- SoCal |            | Student Onboarding        | 03:00 PM   | 04:00 PM | 1.00     | Regular                 |      |
| 02/14/2025 | Kimberly Springer | Cal OPS- SoCal |            | 510 Individual Counseling | 01:30 PM   | 02:00 PM | 0.50     | Regular                 |      |
| 02/21/2025 | Kimberly Springer | Cal OPS- SoCal |            | 510 Individual Counseling | 01:30 PM   | 02:00 PM | 0.50     | No Show                 | 2.50 |
| 02/07/2025 | Kimberly Springer | Cal OPS- SoCal |            | 510 Individual Counseling | 02:00 PM   | 02:30 PM | 0.50     | No Show                 |      |
| 02/13/2025 | Kimberly Springer | Cal OPS- SoCal |            | Student Onboarding        | 02:00 PM   | 03:00 PM | 1.00     | Regular                 |      |
| 02/14/2025 | Kimberly Springer | Cal OPS- SoCal |            | 510 Individual Counseling | 02:00 PM   | 02:30 PM | 0.50     | No Show                 |      |
| 02/21/2025 | Kimberly Springer | Cal OPS- SoCal |            | 510 Individual Counseling | 02:00 PM   | 02:30 PM | 0.50     | No Show                 |      |
| 02/28/2025 | Kimberly Springer | Cal OPS- SoCal |            | 510 Individual Counseling | 02:00 PM   | 02:30 PM | 0.50     | No Show                 | 3.00 |

# 2024-2025

# PAYMENT REQUEST

**Payment Request Number: 2024- 25 - 116**

CHECK NUMBER \_\_\_\_\_  
(FOR OFFICE USE ONLY)

Date: 04/08/2025

Date Needed (Optional): \_\_\_\_\_

Invoice Number: March-2025

Vendor/Payable To: Metlife

Address: Dept LA 21296

City: Pasadena

State: CA

Zip: 91185-1296

Date Delivered or Mailed:

Method of Payment (circle one):

**Credit Card    Check    Money Order    Cashier's Check    ACH    OTHER:**



**California Online Public Schools**  
**California Online Public Schools**  
*dba California Connections Academy Southern California*  
33272 Valle Road, San Juan Capistrano, CA 92675  
(949) 467-1667 Phone    (949) 240-7895 Fax

| Description                   | Item Number<br>(when applicable) | Cost<br>(1) | Qty<br>(2) | Total Cost<br>(1) x (2) |
|-------------------------------|----------------------------------|-------------|------------|-------------------------|
| Benefits-MetLife 03-2025      | -                                | 75,494.77   | 1          | \$ 75,494.77            |
| *See Invoice /Billing Summary |                                  |             |            | \$ -                    |
|                               |                                  |             |            | \$ -                    |
|                               |                                  |             |            | \$ -                    |
|                               |                                  |             |            | \$ -                    |
|                               |                                  |             |            | \$ -                    |
|                               |                                  |             |            | \$ -                    |
| <b>Order Total:</b>           |                                  |             |            | <b>\$ 75,494.77</b>     |

**Approvals**

DocuSigned by:  
Britnie Anderson

DocuSigned by:  
Rachel Romero

DocuSigned by:  
[Signature]

**Requestor (Signature)**

**Administrator (Signature or Email Approval)**

**Audited By (Signature)**

**Order Total:** \$ 75,494.77

Date 04/08/2025


Date 04/08/2025

Date 04/08/2025

Date \_\_\_\_\_

California Online Public Schools  
538834

| Coverage                | Total              |
|-------------------------|--------------------|
| ACCIDENT                | \$3,351.58         |
| ACCIDENT                | \$0.00             |
| HOSPITAL                | \$2,207.81         |
| HOSPITAL                | \$0.00             |
| CRITICAL ILLNESS        | \$1,089.90         |
| METLIFE LEGAL PLANS     | \$4,998.24         |
| BASIC LIFE              | \$7,420.05         |
| DHMO-CA                 | \$2,887.12         |
| DHMO-TX                 | \$0.00             |
| DENTAL                  | \$26,674.92        |
| DEPENDENT ADGD          | \$0.00             |
| DEPENDENT LIFE          | \$0.00             |
| LONG TERM DISABILITY    | \$7,973.94         |
| OPTIONAL ADRO           | \$317.32           |
| OPTIONAL LIFE           | \$3,228.34         |
| PERSONAL ADAD           | \$1,385.08         |
| SHORT TERM DISABILITY   | \$2,048.12         |
| VISION                  | \$6,433.97         |
| FP                      | \$4,879.00         |
| <b>Total amount due</b> | <b>\$75,494.77</b> |



### SAP Billing Instructions

1. Enter/Validate your customer name and number.
2. Select the Month and Year for the month you are completing the bill amount for.
3. Validate the Experience number and Billing branch for each coverage, if incorrect notify your Financial Consultant Anna Massaro at Anna.Massaro@metlifeservice.com
4. For each coverage listed enter
  - a. The total count of employee lives enrolled in the product
  - b. The total monthly premium being paid to MetLife for the product
  - c. The total Coverage volume covered for the month for the product (if applicable)
5. Save the file with customer name, number and billing month
6. Email the completed monthly bill to your MetLife Financial Consultant Anna Massaro at Anna.Massaro@metlifeservice.com
7. Submit your payment via wire transfer or check to MetLife.

**ACH wire transmission** - If paying by wire, please send MetLife your invoice by email to your Financial Consultant and include the information in the subject line: 'Wire Transfer Information - California Online Public Schools #538834'

Bank: JP Morgan Chase Bank, New York, NY  
 Acct title: Metropolitan Life Insurance Company  
 Acct #: 002-2-430680  
 ABA #: 021000021  
 Reference: California Online Public Schools, 538834

**Physical check** - payment should be submitted to the payment address, along with a copy of the invoice to enable MetLife to identify and apply your payment in a timely manner. **Please ensure that you include your group customer number on the front of the check to allow for quick and efficient payment posting.**

Los Angeles:  
 MetLife  
 Dept LA 21296  
 Pasadena, CA 91185-1296



# INVOICE

California Online Public Schools dba California Connections Academy  
 Stephen Ford  
 33272 Valle Road  
 San Juan Capistrano, CA 92675

Invoice Date: 1/29/2025  
 Invoice No: 510100272  
 Terms: Net 30

Job Number: CAONPS51000003  
 Job Name: Retainer 2024 - 2025

| Category   | Amount           |
|--|------------------|
| CAONPS51000003 Retainer 2024 - 2025              |                  |
| Client Contact: Stephen Ford                     |                  |
| Retainer Fees - November 2024                    | 16,364.00        |
| Basic Expense Fee                                | 1,636.40         |
| Retainer Fees - December 2024                    | 16,364.00        |
| Basic Expense Fee                                | 1,636.40         |
| <b>CAONPS51000003 Retainer 2024 - 2025 Total</b> | <b>36,000.80</b> |

**INVOICE AMOUNT** **USD** **36,000.80**

**Make payments to:**

Beneficiary Name: Headstand  
 Bank Name: JP Morgan Chase Bank  
 Bank Address: New York Branch  
 Account #: 326569370

ABA #: 21000021  
 Swift #: CHASUS33



# INVOICE

Speech-Language Pathology Services - Feb 2025

**Milestones Therapy Group, A Prof. SLP Corporation**  
 1968 S. Coast Hwy., Suite 370  
 Laguna Beach, California 92651  
 United States

949-229-2021

www.milestonetherapygroup.com

**BILL TO**

**California Online Public Schools,  
 Connections Academy**  
 33272 Valle Road  
 San Juan Capistrano, California 92675  
 United States

**Invoice Number:** 1227

**Invoice Date:** March 8, 2025

**Payment Due:** April 22, 2025

**Amount Due (USD):** \$111,328.71

[Pay Securely Online](#)

| Services  | Amount      |
|---|-------------|
| <b>Speech-language pathology services</b><br>SoCal (2/01/2025 - 2/28/2025)          | \$68,456.16 |
| <b>Speech-language pathology services</b><br>NorCal (2/01/2025 - 2/28/2025)         | \$19,374.20 |
| <b>Speech-language pathology services</b><br>Central Valley (2/01/2025 - 2/28/2025) | \$15,361.34 |
| <b>Speech-language pathology services</b><br>Central Coast (2/01/2025 - 2/28/2025)  | \$1,679.91  |
| <b>Speech-language pathology services</b><br>Monterey Bay (2/01/2025 - 2/28/2025)   | \$4,933.12  |
| <b>Speech-language pathology services</b><br>North Bay (2/01/2025 - 2/28/2025)      | \$1,523.98  |



# INVOICE

Speech-Language Pathology Services - Feb 2025

**Milestones Therapy Group, A Prof. SLP Corporation**

1968 S. Coast Hwy., Suite 370  
Laguna Beach, California 92651  
United States

949-229-2021

[www.milestonetherapygroup.com](http://www.milestonetherapygroup.com)

**Total:** \$111,328.71

**Amount Due (USD):** \$111,328.71

Pay Securely Online

VISA

MasterCard

DISCOVER

Bank Payment

AMERICAN EXPRESS

[link.waveapps.com/b6k9wa-frx5t8](https://link.waveapps.com/b6k9wa-frx5t8)

**Notes / Terms**

For details of the services listed on this summary invoice, please:

Refer to the email attachment sent to [sped-finance@californiaops.org](mailto:sped-finance@californiaops.org)

Thank you for your business!

Page 2 of 2 for Invoice #1227

Powered by BoardOnTrack



**LAW OFFICES OF YOUNG, MINNEY & CORR, LLP**

655 UNIVERSITY AVENUE, SUITE 150, SACRAMENTO, CA 95825  
 TEL 916.646.1400 • FAX 916.646.1300  
 YMCLEGAL.COM

January 06, 2025

California Online Public Schools  
 SENT VIA EMAIL  
 lcarter@californiaops.org  
 finance@californiaops.org

**Invoice Number: 14362**

**RE: (0176.00048) A. Mubarak Syed v. California Online Public School**

Confidential: Attorney-Client Privileged Document

All invoices are due and payable upon receipt. If payment is not received within thirty days of this invoice date, interest charges shall accrue.

Please make checks payable to:  
 Young, Minney & Corr, LLP  
 655 University Ave, Ste. 150  
 Sacramento, CA 95825

For online payment options, access to our Client Portal, or should you have any questions or concerns, please contact Jessica Alm or Mishela Richards at 916-646-1400 or via email at ymcbilling@ymclegal.com.

|   |                  |
|---|------------------|
| <b>Fees</b>                                       | 34,650.00        |
| <b>Total for this Invoice - USD</b>               | 34,650.00        |
| <b>Current Account Balance - USD</b>              | 35,766.00        |
| Trust Balance - USD                               | 0.00             |
| <b>Total Amount to Pay as of 03-05-2025 - USD</b> | <b>35,766.00</b> |

**Outstanding Balance as of 03-05-2025**

| Current  | 30 Days   | 60 Days | 90 Days | 120 Days | 180+ Days | Total     |
|----------|-----------|---------|---------|----------|-----------|-----------|
| 1,116.00 | 34,650.00 | 0.00    | 0.00    | 0.00     | 0.00      | 35,766.00 |



**LAW OFFICES OF YOUNG, MINNEY & CORR, LLP**

655 UNIVERSITY AVENUE, SUITE 150, SACRAMENTO, CA 95825

TEL 916.646.1400 ■ FAX 916.646.1300

YMCLEGAL.COM

January 06, 2025

California Online Public Schools

SENT VIA EMAIL

lcarter@californiaops.org

finance@californiaops.org

Confidential: Attorney-Client Privileged Document

Invoice Number: 14362


RE: (0176.00048) A. Mubarak Syed v. California Online Public School

**Attorney Fees**


| Date | Professional | Description | Hours | Amount |
|------|--------------|-------------|-------|--------|
|------|--------------|-------------|-------|--------|

|  |  |  |  |  |
|--|--|--|--|--|
|  |  |  |  |  |
|--|--|--|--|--|


| Date | Professional | Description | Hours | Amount |
|------|--------------|-------------|-------|--------|
|------|--------------|-------------|-------|--------|




| Date | Professional | Description | Hours | Amount |
|------|--------------|-------------|-------|--------|
|------|--------------|-------------|-------|--------|




| Date | Professional | Description | Hours | Amount |
|------|--------------|-------------|-------|--------|
|------|--------------|-------------|-------|--------|




| Date | Professional | Description | Hours | Amount |
|------|--------------|-------------|-------|--------|
|------|--------------|-------------|-------|--------|




| Date | Professional | Description | Hours | Amount |
|------|--------------|-------------|-------|--------|
|------|--------------|-------------|-------|--------|




| <b>Date</b> | <b>Professional</b> | <b>Description</b> | <b>Hours</b> | <b>Amount</b> |
|-------------|---------------------|--------------------|--------------|---------------|
|-------------|---------------------|--------------------|--------------|---------------|



| Date | Professional | Description | Hours | Amount |
|------|--------------|-------------|-------|--------|
|------|--------------|-------------|-------|--------|



| Date | Professional | Description | Hours | Amount |
|------|--------------|-------------|-------|--------|
|------|--------------|-------------|-------|--------|



| Date | Professional | Description | Hours | Amount |
|------|--------------|-------------|-------|--------|
|      |              |             |       |        |

**Total** 98.30 34,650.00

**Invoice Summary**

| Professional                               | Hours | Rate   | Amount           |
|--|-------|--------|------------------|
| Ashley De Vance - Associate                | 0.30  | 325.00 | 97.50            |
| Brittnee Gillespie Malone - Senior Counsel | 51.90 | 350.00 | 18,165.00        |
| Erica Shubin - Senior Counsel              | 32.20 | 350.00 | 11,270.00        |
| Lisa Corr - Partner                        | 9.80  | 375.00 | 3,675.00         |
| Stacy Tolkin - Senior Counsel              | 3.80  | 350.00 | 1,330.00         |
| William Trinkle - Of Counsel               | 0.30  | 375.00 | 112.50           |
| <b>Total</b>                               |       |        | <b>34,650.00</b> |

**Total for this Invoice - USD** 34,650.00  
**Current Account Balance - USD** 35,766.00  
 Trust Balance - USD 0.00  
**Total Amount to Pay as of 03-05-2025 - USD** 35,766.00

**Outstanding Balance as of 03-05-2025**

| Current  | 30 Days   | 60 Days | 90 Days | 120 Days | 180+ Days | Total     |
|----------|-----------|---------|---------|----------|-----------|-----------|
| 1,116.00 | 34,650.00 | 0.00    | 0.00    | 0.00     | 0.00      | 35,766.00 |



Finance CalOPS <finance@californiaops.org>

## Fwd: HSA Funding Activity Initiated

1 message

**Tracy Le** <tle@californiaops.org>  
To: Finance CalOPS <finance@californiaops.org>  
Cc: CalOPS Human Resources - Payroll <payroll@californiaops.org>

Thu, Apr 10, 2025 at 7:42 AM

Hi finance team, please see the HSA contribution for 4/10 payroll below.

Tracy Le  
Assistant Director of Human Resources  
949-529-1667  
Pronouns: she/her



*Our real legacy is not what we accomplish individually but what we do for others and how we motivate them to work together for a common goal.*

Statement of Confidentiality: The contents of this e-mail message and any attachments are intended solely for the addressee. The information may also be confidential and/or legally privileged. This transmission is sent for the sole purpose of delivery to the intended recipient. If you have received this transmission in error, any use, reproduction, or dissemination of this transmission is strictly prohibited. If you are not the intended recipient, please immediately notify the sender by reply e-mail and delete this message and its attachments, if any. E-mail is covered by the Electronic Communications Privacy Act, 18 USC SS 2510-2521 and is legally privileged.

Begin forwarded message:

**From:** noreply@goigoe.com  
**Date:** April 10, 2025 at 3:46:49 AM PDT  
**To:** tle@californiaops.org  
**Subject:** HSA Funding Activity Initiated



### **HSA Payroll Funding Details of California Online Public Schools**

|                  |  |
|------------------|--|
| Account Name:    | California Online Public Schools HSA Funding |
| Activity amount: | \$20,796.67                                  |
| Activity date:   | 04/09/2025                                   |

Your funding account will be debited for the amount listed above. This amount is reflective of deposits to your employees' HSA. You are receiving this notice as one of the following activities has taken place:

- A payroll contribution file has been imported into our system on your behalf
- Deposits have been successfully recorded using the contribution manager

- An account pending CIP has been successfully opened


For details about the specific account level activity, you can reference the HSA Payroll Reconciliation Report in the employer portal or you can go to the Contribution Manager to view your pending and successful payroll deposits. Due to timing, transaction details may not be available until tomorrow morning. In a future enhancement, account level detail will be available in a new invoicing screen to further help with record keeping and reconciliation.

If you have any questions regarding this email or its contents, please reach out to your Client Relations Executive.

Thank you for your partnership,

Igoe Administrative Services

---

 **mime-attachment**  
2K

**California Online Public Schools 401(k) - 522213-01**

| Reference Number | Payroll Date | Expected Total <sup>1</sup> | Cash Effective Date <sup>2</sup> |
|------------------|--------------|-----------------------------|----------------------------------|
| 2451142948       | 04/10/2025   | \$199,217.99                | 04/10/2025                       |

<sup>1</sup>Expected Total is used for reconciliation purposes only. It may or may not equal the actual total for the contribution.

<sup>2</sup>If processed before market close 4 p.m. Eastern time except stock market holidays and early closes.

| Money Source | Description         | Verify Money Source | Total Amount |
|--------------|---------------------|---------------------|--------------|
| BTK 1        | EMPLOYEE BEFORE TAX | ✓                   | \$100,610.44 |
| LON 1        | LOAN REPAYMENT      | ✓                   | \$2,691.65   |
| RTH 1        | ROTH CONTRIBUTION   | ✓                   | \$25,902.49  |
| SHM 1        | SAFE HARBOR MATCH   | ✓                   | \$70,013.41  |

Expected Total: \$199,217.99

Actual Total: \$199,217.99

Total Amount to be Remitted by Employer: \$199,217.99

Showing 1 to 1 of 1 entries

Show  entries

| Account nickname | Bank                    | Bank account number |
|------------------|-------------------------|---------------------|
| Payroll          | JPMORGAN CHASE BANK, NA | XXXXX7900           |


Total: \$199,217.99

Remaining Balance: **\$0.00**

Confirmation Messages:

✓ I have read and accept all warnings and notices on this page.

[Continue](#)

 **Print** Employee Contributions have been processed and submitted. You may print this page as confirmation for your records.

**Verification Code:**

-124,3,-24,86,-81,-112,-106,-59,48,48,35,113,-2,-44,82,-72,90,46,43,-89,77,-86,-6,-28,33,117,82,-28,-93,-81,-99,76,6,92,-71,120,-25,81,91,-5,-5,-63,-120,15,121,119,-80,-127,109,54,2,-27,-111,70,80,68,-59,-19,67,-105,101,-124,-85,60





1722 S. Lewis Rd.  
Camarillo, CA 93012-8520

Invoice Date: 3/31/2025  
Invoice No.: 36955

To: California Online Public Schools  
33272 Valle Road  
San Juan Capistrano, CA 92675

## March 2025 Invoice

Net Due: 30 Days    Due Date: 4/30/2025



Camino a Casa-Residential Board and Care  
(All inclusive)

| <u>Unit</u> | <u>Description</u> | <u>Cost Per Unit</u> | <u>Subtotal</u> |
|-------------|--------------------|----------------------|-----------------|
| 31          | Days               | 1,300.00             | 40,300.00       |

**Total Amount Due:** \$ 40,300.00

Prepared by: Marisol Morales, Lead Revenue Specialist  
Phone: 805-366-4421 email: mmorales@casapacifica.org



**CASA PACIFICA**  
CENTERS FOR CHILDREN & FAMILIES

# Non-Public School Attendance

Period from 03/03/2025 to 03/31/2025

**District:** California Online Public Schools

**Calendar Month:** March, 2025

**School Days Open:** 20

| Client       | Monday, 03 | Tuesday, 04 | Wednesday, 05 | Friday, 07 | Monday, 10 | Tuesday, 11 | Wednesday, 12 | Thursday, 13 | Friday, 14 | Monday, 17 | Tuesday, 18 | Wednesday, 19 | Thursday, 20 | Monday, 24 | Tuesday, 25 | Wednesday, 26 | Thursday, 27 | Friday, 28 | Monday, 31 | Days Present |    |
|--------------|------------|-------------|---------------|------------|------------|-------------|---------------|--------------|------------|------------|-------------|---------------|--------------|------------|-------------|---------------|--------------|------------|------------|--------------|----|
| [REDACTED]   | 1          | 1           | 1             | 1          | 1          | 1           | 1             | 1            | 1          | 1          | 1           | 1             | 1            | 1          | 1           | 1             | 1            | 1          | 1          | 1            | 19 |
| <b>Total</b> | 1          | 1           | 1             | 1          | 1          | 1           | 1             | 1            | 1          | 1          | 1           | 1             | 1            | 1          | 1           | 1             | 1            | 1          | 1          | 1            | 19 |

Verified By: M. [Signature] Date: 4/3/25  
Teacher, Program Specialist

# Insurance Bill

Bill Date: 04/08/25



**THE HARTFORD**  
Billing Company:  
Hartford Fire Insurance Company

### Pay The Minimum By The Due Date

|                     |             |
|---------------------|-------------|
| Bill Account Number | 17143054    |
| Due Date            | 05/01/25    |
| Minimum Due         | \$43,948.00 |
| Balance             | \$43,948.00 |

**Need Help?**

Visit [business.thehartford.com](https://business.thehartford.com) to pay bills, view policy documents, get certificates, and more.

**Need Help?** Chat online or call us at 1-866-467-8730. We're here Monday - Friday.

**Named Insured:** CALIFORNIA ONLINE PUBLIC SCHOOLS

**Agent:** NEWFRONT INSURANCE SERVICES  
**Agent Phone Number:** 1-415-754-3635

For policy changes please contact your agent.

### Your Upcoming Bill Installments

| Due Date | Minimum Due |
|----------|-------------|
| 05/01/25 | \$43,948.00 |

### Important Messages:

- Please make sure to pay the minimum due by the due date on your invoice. Otherwise, you'll be charged a \$35.00 late fee.

### Billing Details For Your Policies

| Policy Number | Policy Type          | Policy Period     | Policy Status | Bill Plan | Balance            | Minimum Due        |
|---------------|----------------------|-------------------|---------------|-----------|--------------------|--------------------|
| 57WBAD4FAB    | Workers Compensation | 07/01/24-07/01/25 | Active        | 4 Pay     | \$43,940.00        | \$43,940.00        |
|               | New Fees             |                   |               |           | \$8.00             | \$8.00             |
| <b>TOTALS</b> |                      |                   |               |           | <b>\$43,948.00</b> | <b>\$43,948.00</b> |

Pay your bill online at [business.thehartford.com](https://business.thehartford.com). Make a one-time payment, or sign up for Autopay and never worry about missing a payment.

Please detach here and insert with your payment. Write the account number on the check and make payable to The Hartford.

Account Number: 17143054

Amount Enclosed: \_\_\_\_\_

|                         |                    |
|-------------------------|--------------------|
| <b>Payment Due Date</b> | <b>05/01/25</b>    |
| <b>Minimum Due</b>      | <b>\$43,948.00</b> |
| <b>Balance</b>          | <b>\$43,948.00</b> |

### Mall Payments To:

The Hartford  
P O Box 660916  
Dallas, TX 75266-0916

AB 01 003101 76898 H 14 A

CALIFORNIA ONLINE PUBLIC SCHOOLS  
33272 VALLE RD  
SAN JUAN CAPISTRANO, CA 92675-4842



5717143054475569360000439480000004394800810007

## Transactions And Other Charges Since Your Last Bill

| Transaction Date | Transaction Detail | Policy Number | Policy Type | Payments and Activity | Billing Fees |
|------------------|--------------------|---------------|-------------|-----------------------|--------------|
| 03/06/25         | Payment Received   |               |             | -\$87,548.00          |              |
| 04/08/25         | Installation Fee   |               |             |                       | \$8.00       |

Payments and Activity amount may include premium and surcharges/fees. Please see the Transaction Detail column for complete breakdown.

## Ways To Pay Your Bill

- **Pay online** at [business.thehartford.com](https://business.thehartford.com). Some policies may not be available in our automated system.
- **Set up AutoPay** to make automatic payments from your bank account. Never worry about missing a payment. Enroll at [business.thehartford.com](https://business.thehartford.com).
- **Pay by phone** with a one-time payment from your bank account. Call our automated system at 1-866-467-8730. Some policies may not be available in our automated system.
- **Pay by mail** with the enclosed envelope. Include only your bill stub and payment. Allow at least 10 days for delivery. If you have other correspondence to send, do not send it with your payment. Mail it separately to: The Hartford, 301 Woods Park Drive, Clinton, NY 13323.
- **To mail Overnight/Express** payments, send payments only to: Deluxe - The Hartford Box #916, 3000 Kellway Drive Suite 120, Carrollton, TX 75006.

## Payment Rules And Bill Definitions

**Payment Application:** We will apply payments received in the following order:

- Past due and audit premium on expired or cancelled policies
- Past due premium on active policies
- Past due fees, then
- Current account changes

Alternate payment instructions with your check will not be honored. When you provide a check as payment, you authorize us to either use the information from your check to make a one-time electronic transfer from your bank account or process your payment as a check transaction.

**Installment Fee:** We charge this fee with each installment, except where prohibited by law.

**Late Fee:** You will be charged \$35.00 when the minimum amount due isn't paid by the due date.

**New Fees:** The total of all fees assessed on the current bill.

**NSF Fee:** You will be charged \$30.00 if your payment fails because of insufficient funds.

**Policy Change (Endorsement):** A change to your policy. Depending on what changes, you may end up owing more or less for your coverage.

**Policy Credits:** Some things, like audit results or endorsement changes, might put a credit back on your account. If your account has a balance, instead of issuing a refund, we use those credits toward your future payments. If your account has an overall credit balance, the refund will be issued to you using the same method you used to make your last payment (Electronic Funds Transfer, credit card or check).

**State/Local Surcharges or Fees:** Some states or municipalities require us to collect an extra amount on top of your premium.

003101 2/2







**Capistrano Unified School District**

33122 Valle Road  
 San Juan Capistrano, CA 92675  
 Phone: (949) 234-9332

CALIFORNIA CONNECTIONS ACADEMY - CARTER  
 ATTN: LACHELLE CARTER  
 DIRECTOR OF FINANCE  
 33272 VALLE ROAD  
 SAN JUAN CAPISTRANO, CA 92675

|                 |                  |
|-----------------|------------------|
| ACCT ID:        | C68001133        |
| INVOICE NUMBER: | <b>68UI1368</b>  |
| DIVISION        | 68CH             |
| TERM:           | 2425             |
| INVOICE         | 04/09/2025       |
| DUE DATE:       | 05/09/2025       |
| AMOUNT DUE:     | <b>41,187.00</b> |

| Item | Qty  | Unit Amt  | Account                                 | Description          | Amount    |
|------|------|-----------|---|----------------------|-----------|
| 1    | 1.00 | 41,187.00 | 0101-0000-0-8699-0000-0000-205-69000000 | 1% OVERSIGHT-APR '25 | 41,187.00 |

Tax 0.00

|                |                  |
|----------------|------------------|
| <b>INVOICE</b> | <b>41,187.00</b> |
|----------------|------------------|

**Please remit a copy with payment - Thank You**

Remit to: **Capistrano Unified School District**  
**Attention: Accounts Receivable**  
**33122 Valle Road**  
**San Juan Capistrano, CA 92675**

Account ID: C68001133  
 Account Name: CALIFORNIA CONNECTIONS ACADEMY -  
 INVOICE NUMBER: **68UI1368**  
 DIV: 68CH  
 TERM: 2425  
 DUE DATE: 05/09/2025  
 AMOUNT DUE: **41,187.00**

## INVOICE

**SoftMSP, LLC**  
 27051 Towne Centre Dr  
 Ste 120  
 Lake Forest, CA 92610-2819

cmorrell@softmsp.com  
 +1 (858) 926-8400



**Bill to**  
 California Online Public Schools

### Invoice details

Invoice no.: 1014  
 Terms: Net 30  
 Invoice date: 04/01/2025  
 Due date: 05/01/2025

P.O. No.: Monthly Shipping & Reclamation

| #  | Product or service     | Description            | Qty | Rate     | Amount      |
|----|------------------------|------------------------|-----|----------|-------------|
| 1. | Services               | March Reclamation Cost | 236 | \$24.00  | \$5,664.00  |
| 2. | Services               | March Shipping Cost    | 969 | \$14.00  | \$13,566.00 |
| 3. | Expense Reimbursements | Empty Boxes            | 300 | \$20.36  | \$6,108.00  |
| 4. | Expense Reimbursements | Staff Monitors         | 4   | \$130.49 | \$521.96    |
| 5. | Expense Reimbursements | Chargers               | 50  | \$10.25  | \$512.50    |

**Total** **\$26,372.46**

### Ways to pay

BANK

[View and pay](#)



California Online  
Public Schools

**PURCHASE REQUISITION FORM**  
**THIS IS NOT A PURCHASE ORDER**

|  |  |   |
|--|--|---|
| <b>Name of Requestor:</b><br>Sheryl Mosso                                    | <b>Today's Date:</b><br>3/17/2025          | <b>Date Needed By:</b><br><b>ASAP</b>     |
| <b>Department/ Grade Level:</b><br>Tech Services                             | <b>School Region:</b>                      |   |
| <b>Vendor Name:</b><br>SoftMSP, LLC  | <b>Vendor Contact Name:</b><br>Sangar Safi | <b>Vendor Email:</b><br>ssafl@softmsp.com |
| <b>Vendor Address:</b><br>27051 Towne Center Dr Ste 120 Lake Forest CA 92610 |  |   |

**Intent / Usage/ Notes of Purchase:**

Cost for return shipping boxes for ST that do not retain originals box (April)

| Item of Purchase: (add item link, if necessary) | Quantity:  | Price:            | Notes/ Description: |
|---|------------|-------------------|---------------------|
| Chromebook Shipping Boxes (Returns)             | 300        | \$20.62           |                     |
|   |            |                   |                     |
|   |            |                   |                     |
|   |            |                   |                     |
|   |            |                   |                     |
|   |            |                   |                     |
|   |            |                   |                     |
|   |            |                   |                     |
|   |            |                   |                     |
| <b>Total:</b>                                   | <b>300</b> | <b>\$6,186.00</b> |                     |

**Requestor Name:** Sheryl Mosso      **Requestor Signature:**       **Date:** 03/17/2025

**SPuDs Name:** Steve Ford      **SPuDs Signature:**       **Date:** 03/18/2025

**FOR FINANCE DEPARTMENT USE ONLY**

**Finance Designee Approval (for budget review):**       **Date:** 03/18/2025

**Method of Payment:**    Credit Card     Check     ACH     Purchase Order     Other:



## California Online Public Schools

### **Purchase Requisition and Approval Process**

1. A purchase requisition must be submitted for all required products or services before any purchase can be made.
2. The requestor completes the purchase requisition and submits it for approval.
3. The requisition goes through an escalating approval flow, starting with the requestor's grade-level principal, director, or superintendent (SPuDs). They have the option to approve, deny, or request additional verification.
4. If one of the SPuDs approves the requisition, it must be emailed to [finance@californiaops.org](mailto:finance@californiaops.org) for further budget approval.
5. The purchase request undergoes budget review and policy checks to ensure compliance.
6. Once the requisition is approved by finance, either:
  - a. The request is processed for payment, and a finance representative will place the order, or
  - b. A purchase order is initiated and sent to the vendor for acceptance and fulfillment.



### California Online Public Schools

## **PURCHASE REQUISITION FORM** **THIS IS NOT A PURCHASE ORDER**

|   |  |  |
|---|--|--|
| <b>Name of Requestor:</b><br>Sheryl Mosso                                     | <b>Today's Date:</b><br>04/08/2025         | <b>Date Needed By:</b><br><b>ASAP</b>    |
| <b>Department/ Grade Level:</b><br>Tech Services                              | <b>School Region:</b><br>N/A               |  |
| <b>Vendor Name:</b><br>SoftMSP, LLC   | <b>Vendor Contact Name:</b><br>Sangar Safi | <b>Vendor Email:</b><br>Ssaf@softmsp.com |
| <b>Vendor Address:</b><br>27051 Towne Centre Dr Ste 120 Lake Forest, CA 92610 |  |  |

**Intent / Usage/ Notes of Purchase:**

Inventory of staff monitors and replacement Chromebook chargers

| Item of Purchase: (add item link, if necessary) | Quantity: | Price:          | Notes/ Description: |
|---|-----------|-----------------|---------------------|
| Monitor   | 4         | 130.49          | Staff               |
| Charger   | 50        | 10.25           | Replacements        |
|   |           |                 |                     |
|   |           |                 |                     |
|   |           |                 |                     |
|   |           |                 |                     |
|   |           |                 |                     |
|   |           |                 |                     |
|   |           |                 |                     |
| <b>Total:</b>                                   |           | <b>1,034.46</b> |                     |

**Requestor Name:** Sheryl Mosso **Requestor Signature:** *Sheryl Mosso* **Date:** 04/08/2025

**SPuDe Name:** Steve Ford **SPuDe Signature:** *Steve Ford* **Date:** 04/09/2025

### **FOR FINANCE DEPARTMENT USE ONLY**

**Finance Designee Approval (for budget review):** *Bernie Jamero* **Date:** 04/10/2025

**Method of Payment:** Credit Card  Check  ACH  Purchase Order  Other:

**PO#:** \_\_\_\_\_ **PO# Date Issued:** \_\_\_\_\_ **Requisition #:** \_\_\_\_\_



## California Online Public Schools

### **Purchase Requisition and Approval Process**

1. A purchase requisition must be submitted for all required products or services before any purchase can be made.
2. The requestor completes the purchase requisition and submits it for approval.
3. The requisition goes through an escalating approval flow, starting with the requestor's grade-level principal, director, or superintendent (SPuDs). They have the option to approve, deny, or request additional verification.
4. If one of the SPuDs approves the requisition, it must be emailed to [finance@californiaops.org](mailto:finance@californiaops.org) for further budget approval.
5. The purchase request undergoes budget review and policy checks to ensure compliance.
6. Once the requisition is approved by finance, either:
  - a. The request is processed for payment, and a finance representative will place the order, or
  - b. A purchase order is initiated and sent to the vendor for acceptance and fulfillment.

## INVOICE

**SoftMSP, LLC**  
 27051 Towne Centre Dr  
 Ste 120  
 Lake Forest, CA 92610-2819

cmorrell@softmsp.com  
 +1 (858) 926-8400



**Bill to**  
 California Online Public Schools

### Invoice details

Invoice no.: 1028  
 Terms: Net 30  
 Invoice date: 04/16/2025  
 Due date: 05/16/2025

| #  | Product or service | Description  | Qty  | Rate    | Amount      |
|----|--------------------|--|------|---------|-------------|
| 1. | Services           | HW Support   Inventory Management  | 9800 | \$2.095 | \$20,531.00 |
|    |                    | April prorated for the period 4/16 - 4/30/2025: \$41,062 - \$20,531 = \$20,531 |      |         |             |

**Total** **\$20,531.00**

### Ways to pay

BANK

[View and pay](#)

# 2024-2025

# PAYMENT REQUEST

Payment Request Number: **2024- 25 - 119**

CHECK NUMBER \_\_\_\_\_  
(FOR OFFICE USE ONLY)

Date: 04/18/2025

Date Needed (Optional): \_\_\_\_\_

Invoice Number: CALOPS040925

Vendor/Payable To: ROKKITWEAR

Address: 9780 Windisch Rd

City: West Chester

State: OH

Zip: 45069

Date Delivered or Mailed:

Method of Payment (circle one):

**Credit Card**    **Check**    **Money Order**    **Cashier's Check**    **ACH**    **OTHER:**



| Description         | Item Number<br>(when applicable) | Cost<br>(1) | Qty<br>(2) | Total Cost<br>(1) x (2) |
|---------------------|----------------------------------|-------------|------------|-------------------------|
| STAFF APPAREL       | -                                | \$ 100.00   | 482        | \$ 48,200.00            |
|                     |                                  |             |            | \$ -                    |
|                     |                                  |             |            | \$ -                    |
|                     |                                  |             |            | \$ -                    |
|                     |                                  |             |            | \$ -                    |
|                     |                                  |             |            | \$ -                    |
|                     |                                  |             |            | \$ -                    |
| <b>Order Total:</b> |                                  |             |            | <b>\$ 48,200.00</b>     |

**Approvals** DocuSigned by:  
 Britnie Anderson  
 Requestor (Signature) \_\_\_\_\_  
 Richie Romero  
 Administrator (Signature or Email Approval) \_\_\_\_\_  
 Bernie Romero  
 Audited By (Signature) \_\_\_\_\_

04/18/2025  
 Date 04/18/2025  
 Date 04/18/2025  
 Date



**ROKKITWEAR**  
9780 Windisch Rd  
West Chester, OH 45069 US  
+5137555929  
accounting@rokkitwear.com  
http://www.rokkitwear.com

# INVOICE

**BILL TO**

Ashley Larsen  
California Online Public  
Schools  
33272 Valle Road  
San Juan Capistrano  
California 92675

**INVOICE #** CALOPS040925  
**DATE** 04/09/2025  
**DUE DATE** 04/09/2025  
**TERMS** Due on receipt

| ACTIVITY      | QTY | RATE   | AMOUNT    |
|---------------|-----|--------|-----------|
| STAFF APPAREL | 482 | 100.00 | 48,200.00 |
| STAFF APPAREL |     |        |           |

Please remit payment at your earliest convenience to:  
9780 Windisch Road  
West Chester, OH 45069

|                    |                    |
|--------------------|--------------------|
| SUBTOTAL           | 48,200.00          |
| TOTAL              | 48,200.00          |
| <b>BALANCE DUE</b> | <b>\$48,200.00</b> |

Should you have any questions regarding your invoice please contact

accounting@rokkitwear.com

Thank you. We appreciate your business!

[Pay invoice](#)



## California Online Public Schools

### PURCHASE REQUISITION FORM **THIS IS NOT A PURCHASE ORDER**

|   |                                     |  |
|---|-------------------------------------|--|
| Name of Requestor:<br>Ashley Larsen                         | Today's Date:<br>4/10/25            | Date Needed By:<br>4/25/25             |
| Department/ Grade Level:                                    | School Region:                      |  |
| Vendor Name:<br>Rokkitwear                                  | Vendor Contact Name:<br>Brian Welsh | Vendor Email:<br>bwelsh@rokkitwear.com |
| Vendor Address:<br>9780 Windisch Rd, West Chester, OH 45069 |                                     |  |
| Intent / Usage/ Notes of Purchase:                          |                                     |  |

| Item of Purchase: <i>(add item link, if necessary)</i> | Quantity: | Price:      | Notes/ Description: |
|--|-----------|-------------|---------------------|
| Codes for Staff Apparel @ \$100 each                   | 482       | \$48,200.00 |                     |
| (For Staff Appreciation Week - May 5-9)                |           |             |                     |
|  |           |             |                     |
|  |           |             |                     |
|  |           |             |                     |
|  |           |             |                     |
|  |           |             |                     |
|  |           |             |                     |
|  |           |             |                     |
| <b>Total:</b>  |           | \$48,200.00 |                     |

Requestor Name: Ashley Larsen Requestor Signature: *Ashley Larsen* Date: 4/10/25

SPuDs Name: Richard Savage SPuDs Signature: *Richard Savage* Date: 4/10/25

**FOR FINANCE DEPARTMENT USE ONLY**

Finance Designee Approval (for budget review):  Date: 04/11/2025  
DocuSigned by: 53EF3C0EE6DA47E...

Method of Payment: Credit Card  Check  ACH  Purchase Order  Other:

PO#: \_\_\_\_\_ PO# Date Issued: \_\_\_\_\_ Requisition #: \_\_\_\_\_



## California Online Public Schools

### **Purchase Requisition and Approval Process**

1. A purchase requisition must be submitted for all required products or services before any purchase can be made.
2. The requestor completes the purchase requisition and submits it for approval.
3. The requisition goes through an escalating approval flow, starting with the requestor's grade-level principal, director, or superintendent (SPuDs). They have the option to approve, deny, or request additional verification.
4. If one of the SPuDs approves the requisition, it must be emailed to [finance@californiaops.org](mailto:finance@californiaops.org) for further budget approval.
5. The purchase request undergoes budget review and policy checks to ensure compliance.
6. Once the requisition is approved by finance, either:
  - a. The request is processed for payment, and a finance representative will place the order, or
  - b. A purchase order is initiated and sent to the vendor for acceptance and fulfillment.



Finance CalOPS <finance@californiaops.org>

---

## Inv CALOPS040925

5 messages

---

**Finance CalOPS** <finance@californiaops.org>  
To: bwelsh@rokkitwear.com

Thu, Apr 17, 2025 at 2:43 PM

Hi Brian,

Are you able to share your wire or ACH info to us for making our payment?

Kind Regards,

CalOPS Finance Team



Email: Finance@californiaops.org

---

**Brian Welsh** <bwelsh@rokkitwear.com>  
To: Finance CalOPS <finance@californiaops.org>

Thu, Apr 17, 2025 at 2:46 PM

I can share. Let me get numbers from accounting.

Brian Welsh  
Rokkitwear  
513-702-4771  
bwelsh@rokkitwear.com

---

**From:** Finance CalOPS <finance@californiaops.org>  
**Sent:** Thursday, April 17, 2025 5:43:31 PM  
**To:** Brian Welsh <bwelsh@rokkitwear.com>  
**Subject:** Inv CALOPS040925

[Quoted text hidden]

---

**Finance CalOPS** <finance@californiaops.org>  
To: Brian Welsh <bwelsh@rokkitwear.com>

Thu, Apr 17, 2025 at 2:47 PM

Awesome, we will wait to hear from you.

[Quoted text hidden]

---

**Brian Welsh** <bwelsh@rokkitwear.com>  
To: Finance CalOPS <finance@californiaops.org>

Thu, Apr 17, 2025 at 3:09 PM

Here you go.

Key Bank  
Routing #041001039  
Checking: 352371008256  
Account name: Rokkit Holdings LLC

Let me know if you need anything else.

Brian Welsh  
Rokkitwear  
513-702-4771  
bwelsh@rokkitwear.com

---

**From:** Finance CalOPS <finance@californiaops.org>  
**Sent:** Thursday, April 17, 2025 5:47:06 PM  
**To:** Brian Welsh <bwelsh@rokkitwear.com>  
**Subject:** Re: Inv CALOPS040925

[Quoted text hidden]

---

**Finance CalOPS** <finance@californiaops.org>  
To: Bernie Jamero <bjamero@californiaops.org>

Fri, Apr 18, 2025 at 6:31 AM

Hi Bernie,

Can you confirm that the below information is all you need to process an ACH payment?

[Quoted text hidden]



**TRANSFER SUMMARY**

Premium and Claims Funding for the Month of April 2025

Report Run Date: 04/11/2025

Group: 00653639 CALIFORNIA ONLINE PUBLIC SCHOOLS

Claims Funding and Adjustments(1)

Claims Funding

|                                       |              |
|---------------------------------------|--------------|
| Current Month Claims Funding          | \$301,003.34 |
| Retroactive Adjustment Claims Funding | \$1,952.58   |
| Total Claims Funding Amount Due       | \$302,955.92 |

Adjustments to Transfer Account

|  |        |
|--|--------|
| Total Adjustments to Transfer Amount Due | \$0.00 |
|--|--------|

**Total Claims Funding and Adjustments** **\$302,955.92**

Scheduled Transfer

|   |                     |
|---|---------------------|
| Total Premium Transfer Scheduled(2)                     | \$135,750.19        |
| Total Claims Funding and Adjustments Transfer Scheduled | \$302,955.92        |
| <b>Total Transfer(3)</b>                                | <b>\$438,706.11</b> |

(1) Amounts shown are based on transfers made to group level bank account.  
 (2) The transfer amount is based upon the Total Amount Due for each subgroup as credit balances on one subgroup are not used to offset premium due on another subgroup.  
 (3) Cigna will initiate a transfer from your account on April 20, 2025 or the next business day. Your contract requires that the full amount be available for transfer on the transfer date. Failure to fund your account may result in contract termination. Transfer detail information can be viewed in the Client Resources Website. If you have any questions please call 1-866-866-6622.



**INVOICE STATEMENT BY GROUP**

**Premium and/or Fee Billing for the Month of April**

**Bill Start Date: 04/01/2025**

**Bill End Date: 04/30/2025**

**Group: 00653639 CALIFORNIA ONLINE PUBLIC SCHOOLS**

|   |                     |
|---|---------------------|
| <b>Balance Forward from Previous Statement:</b> | <b>\$134,636.06</b> |
| (1) Payments Received:                          | (\$134,636.06)      |
| Discretionary Billing:                          | \$0.00              |
| Retroactive Adjustment Premium and/or Fees:     | \$767.79            |
| <b>Current Month Premium and/or Fees:</b>       | <b>\$134,982.40</b> |
| <b>(2) Total Amount Due:</b>                    | <b>\$135,750.19</b> |

\*\*\* Cigna will initiate a transfer in the amount of \$135,750.19 from your account on April 20, 2025 or the next business day. The transfer amount is based upon the Total Amount Due for each subgroup as credit balances on one subgroup are not used to offset premium due on another subgroup. Your contract requires that the full amount be available for transfer on the transfer date. Failure to fund your account may result in contract termination. Transfer detail information can be viewed on the Cigna for Employers site.

Note: To view the discretionary billing item description, the statement needs to be pulled at the Subgroup Report Level.

If you have any questions please call 1-866-866-6622.

(1) Payments Received amount includes all payments and adjustments to account.

(2) Total Amount Due includes (i) the insurance premium and other Cigna charges, plus (ii) fees you have agreed to pay your benefit advisor, if applicable, which are not part of the premium or other Cigna charges.



# INVOICE

Speech-Language Pathology Services - March 2025

**Milestones Therapy Group, A Prof. SLP Corporation**  
 1968 S. Coast Hwy., Suite 370  
 Laguna Beach, California 92651  
 United States

949-229-2021

www.milestonetherapygroup.com

**BILL TO**

**California Online Public Schools,  
 Connections Academy**  
 33272 Valle Road  
 San Juan Capistrano, California 92675  
 United States

**Invoice Number:** 1236

**Invoice Date:** April 8, 2025

**Payment Due:** May 23, 2025

**Amount Due (USD):** \$132,066.30

[Pay Securely Online](#)

| Services  | Amount      |
|---|-------------|
| <b>Speech-language pathology services</b><br>SoCal (3/01/2025 - 3/31/2025)          | \$84,000.75 |
| <b>Speech-language pathology services</b><br>NorCal (3/01/2025 - 3/31/2025)         | \$18,741.60 |
| <b>Speech-language pathology services</b><br>Central Valley (3/01/2025 - 3/31/2025) | \$17,753.18 |
| <b>Speech-language pathology services</b><br>Central Coast (3/01/2025 - 3/31/2025)  | \$1,150.95  |
| <b>Speech-language pathology services</b><br>Monterey Bay (3/01/2025 - 3/31/2025)   | \$8,850.52  |
| <b>Speech-language pathology services</b><br>North Bay (3/01/2025 - 3/31/2025)      | \$1,569.30  |

**Total:** \$132,066.30

**Amount Due (USD):** \$132,066.30



# INVOICE

Speech-Language Pathology Services - March 2025

**Milestones Therapy Group, A Prof. SLP Corporation**

1968 S. Coast Hwy., Suite 370  
Laguna Beach, California 92651  
United States

949-229-2021

[www.milestonetherapygroup.com](http://www.milestonetherapygroup.com)

[Pay Securely Online](#)



[link.waveapps.com/pnkgdf-xg2wmu](https://link.waveapps.com/pnkgdf-xg2wmu)

### Notes / Terms

For details of the services listed on this summary invoice, please:

Refer to the email attachment sent to [sped-finance@californiaops.org](mailto:sped-finance@californiaops.org)

Thank you for your business!

Page 2 of 2 for Invoice #1236

Powered by BoardOnTrack

NORCAL

**BILLING INVOICE**

|                 |                                 |          |                                       |
|-----------------|---------------------------------|----------|---------------------------------------|
| Invoice #       | 3601                            | Bill To: | California Online Public School       |
| Invoice Date    | 3/28/25                         |          | Attn: La Chelle Carter                |
| Name            | El Prado Children's Center Inc. |          |                                       |
| Mailing Address | 14075 El Paseo Drive, Suite A2B |          | lacarter@calca.connectionsacademy.org |
| Telephone       | 760-342-4900                    |          | SPED-Finance@californiaops.org        |
|                 |                                 |          | abatini@calca.connectionsacademy.org  |

| Provider             | Invoice # | Region | Student | Service Type        | Service Date | Actual Service Time | Billable Service in Hours | Hourly Fee | Amount Due for Service | Miles Traveled | Miles Traveled x .70 |
|----------------------|-----------|--------|---------|---------------------|--------------|---------------------|---------------------------|------------|------------------------|----------------|----------------------|
| Abigail Smalligan    | 3601      | NorCal |         | AAC Services        | 2/7/25       | 0.75                | 1                         | 120        | \$120.00               |                | \$0.00               |
| Alejandra Anonikal   | 3601      | NorCal |         | IEP                 | 2/27/25      | 0.50                | 1                         | 100        | \$100.00               |                | \$0.00               |
| Alyssa Guerrero      | 3601      | NorCal |         | IEP                 | 2/19/25      | 1.50                | 1.5                       | 100        | \$150.00               |                | \$0.00               |
| Alyssa Guerrero      | 3601      | NorCal |         | OT Assessment       | 2/10/25      | 10.50               | 10.5                      | 110        | \$1,155.00             |                | \$0.00               |
| Alyssa Guerrero      | 3601      | NorCal |         | AT Services         | 2/5/25       | 0.50                | 1                         | 120        | \$120.00               |                | \$0.00               |
| Alyssa Guerrero      | 3601      | NorCal |         | IEP                 | 2/5/25       | 1.50                | 1.5                       | 100        | \$150.00               |                | \$0.00               |
| Alyssa Guerrero      | 3601      | NorCal |         | IEP                 | 2/14/25      | 1.00                | 1                         | 100        | \$100.00               |                | \$0.00               |
| Alyssa Guerrero      | 3601      | NorCal |         | IEP                 | 2/20/25      | 1.50                | 1.5                       | 100        | \$150.00               |                | \$0.00               |
| Alyssa Guerrero      | 3601      | NorCal |         | IEP                 | 2/28/25      | 1.00                | 1                         | 100        | \$100.00               |                | \$0.00               |
| Anamile Norbut       | 3601      | NorCal |         | DHH Service         | 2/3/25       | 0.25                | 1                         | 110        | \$110.00               |                | \$0.00               |
| Anamile Norbut       | 3601      | NorCal |         | DHH Service         | 2/5/25       | 0.75                | 1                         | 110        | \$110.00               |                | \$0.00               |
| Anamile Norbut       | 3601      | NorCal |         | DHH Service         | 2/10/25      | 0.75                | 1                         | 110        | \$110.00               |                | \$0.00               |
| Anamile Norbut       | 3601      | NorCal |         | DHH Service         | 2/12/25      | 0.75                | 1                         | 110        | \$110.00               |                | \$0.00               |
| Anamile Norbut       | 3601      | NorCal |         | DHH Service         | 2/19/25      | 0.75                | 1                         | 110        | \$110.00               |                | \$0.00               |
| Anamile Norbut       | 3601      | NorCal |         | DHH Service         | 2/20/25      | 0.75                | 1                         | 110        | \$110.00               |                | \$0.00               |
| Anamile Norbut       | 3601      | NorCal |         | DHH Service         | 2/24/25      | 0.75                | 1                         | 110        | \$110.00               |                | \$0.00               |
| Anamile Norbut       | 3601      | NorCal |         | DHH Service         | 2/27/25      | 0.75                | 1                         | 110        | \$110.00               |                | \$0.00               |
| Anamile Norbut       | 3601      | NorCal |         | IEP                 | 2/13/25      | 1.00                | 1                         | 100        | \$100.00               |                | \$0.00               |
| Anamile Norbut       | 3601      | NorCal |         | DHH Assessment      | 2/26/25      | 10.50               | 10.5                      | 110        | \$1,155.00             |                | \$0.00               |
| Anana Vista          | 3601      | NorCal |         | OT Services         | 2/5/25       | 0.50                | 1                         | 110        | \$110.00               |                | \$0.00               |
| Anana Vista          | 3601      | NorCal |         | OT Services         | 2/12/25      | 0.50                | 1                         | 110        | \$110.00               |                | \$0.00               |
| Anana Vista          | 3601      | NorCal |         | OT Services         | 2/14/25      | 0.50                | 1                         | 110        | \$110.00               |                | \$0.00               |
| Anana Vista          | 3601      | NorCal |         | OT Services         | 2/19/25      | 0.50                | 1                         | 110        | \$110.00               |                | \$0.00               |
| Anana Vista          | 3601      | NorCal |         | OT Services         | 2/26/25      | 0.50                | 1                         | 110        | \$110.00               |                | \$0.00               |
| Anana Vista          | 3601      | NorCal |         | OT Services         | 2/4/25       | 0.50                | 1                         | 110        | \$110.00               |                | \$0.00               |
| Anana Vista          | 3601      | NorCal |         | OT Services         | 2/24/25      | 0.50                | 1                         | 110        | \$110.00               |                | \$0.00               |
| Anana Vista          | 3601      | NorCal |         | OT Services         | 2/5/25       | 0.50                | 0.5                       | 110        | \$55.00                |                | \$0.00               |
| Anana Vista          | 3601      | NorCal |         | OT Services         | 2/12/25      | 0.50                | 1                         | 110        | \$110.00               |                | \$0.00               |
| Anana Vista          | 3601      | NorCal |         | OT Services         | 2/19/25      | 0.50                | 1                         | 110        | \$110.00               |                | \$0.00               |
| Anana Vista          | 3601      | NorCal |         | OT Services         | 2/26/25      | 0.50                | 1                         | 110        | \$110.00               |                | \$0.00               |
| Anana Vista          | 3601      | NorCal |         | OT Services         | 2/4/25       | 0.50                | 1                         | 110        | \$110.00               |                | \$0.00               |
| Anana Vista          | 3601      | NorCal |         | OT Services         | 2/11/25      | 0.50                | 1                         | 110        | \$110.00               |                | \$0.00               |
| Anana Vista          | 3601      | NorCal |         | OT Services         | 2/18/25      | 0.50                | 1                         | 110        | \$110.00               |                | \$0.00               |
| Anana Vista          | 3601      | NorCal |         | OT Services         | 2/25/25      | 0.50                | 1                         | 110        | \$110.00               |                | \$0.00               |
| Anana Vista          | 3601      | NorCal |         | OT Services         | 2/4/25       | 0.50                | 0.5                       | 110        | \$55.00                |                | \$0.00               |
| Anana Vista          | 3601      | NorCal |         | OT Services         | 2/11/25      | 0.50                | 1                         | 110        | \$110.00               |                | \$0.00               |
| Anana Vista          | 3601      | NorCal |         | OT Services         | 2/18/25      | 0.50                | 1                         | 110        | \$110.00               |                | \$0.00               |
| Anana Vista          | 3601      | NorCal |         | OT Services         | 2/6/25       | 0.50                | 1                         | 110        | \$110.00               |                | \$0.00               |
| Anana Vista          | 3601      | NorCal |         | OT Services         | 2/13/25      | 0.50                | 1                         | 110        | \$110.00               |                | \$0.00               |
| Anana Vista          | 3601      | NorCal |         | OT Services         | 2/20/25      | 0.50                | 1                         | 110        | \$110.00               |                | \$0.00               |
| Anana Vista          | 3601      | NorCal |         | OT Services         | 2/27/25      | 0.50                | 1                         | 110        | \$110.00               |                | \$0.00               |
| Anana Vista          | 3601      | NorCal |         | OT Services         | 2/17/25      | 0.50                | 1                         | 110        | \$110.00               |                | \$0.00               |
| Anana Vista          | 3601      | NorCal |         | OT Services         | 2/5/25       | 0.50                | 1                         | 110        | \$110.00               |                | \$0.00               |
| Anana Vista          | 3601      | NorCal |         | OT Services         | 2/12/25      | 0.50                | 1                         | 110        | \$110.00               |                | \$0.00               |
| Anana Vista          | 3601      | NorCal |         | OT Services         | 2/19/25      | 0.50                | 1                         | 110        | \$110.00               |                | \$0.00               |
| Armando Alvarez Rico | 3601      | NorCal |         | IEP                 | 2/19/25      | 1.50                | 1.5                       | 100        | \$150.00               |                | \$0.00               |
| Armando Alvarez Rico | 3601      | NorCal |         | IEP                 | 2/20/25      | 1.00                | 1                         | 100        | \$100.00               |                | \$0.00               |
| Armando Alvarez Rico | 3601      | NorCal |         | IEP                 | 2/28/25      | 1.25                | 1.25                      | 100        | \$125.00               |                | \$0.00               |
| Ashton Guillard      | 3601      | NorCal |         | Speech Services     | 2/3/25       | 0.50                | 1                         | 110        | \$110.00               |                | \$0.00               |
| Ashton Guillard      | 3601      | NorCal |         | Speech Services     | 2/6/25       | 0.50                | 1                         | 110        | \$110.00               |                | \$0.00               |
| Ashton Guillard      | 3601      | NorCal |         | Speech Services     | 2/10/25      | 0.50                | 1                         | 110        | \$110.00               |                | \$0.00               |
| Ashton Guillard      | 3601      | NorCal |         | Speech Services     | 2/13/25      | 0.50                | 1                         | 110        | \$110.00               |                | \$0.00               |
| Ashton Guillard      | 3601      | NorCal |         | Speech Services     | 2/20/25      | 0.50                | 1                         | 110        | \$110.00               |                | \$0.00               |
| Ashton Guillard      | 3601      | NorCal |         | Speech Services     | 2/24/25      | 0.50                | 1                         | 110        | \$110.00               |                | \$0.00               |
| Ashton Guillard      | 3601      | NorCal |         | Speech Services     | 2/3/25       | 0.50                | 1                         | 110        | \$110.00               |                | \$0.00               |
| Ashton Guillard      | 3601      | NorCal |         | Speech Services     | 2/10/25      | 0.50                | 1                         | 110        | \$110.00               |                | \$0.00               |
| Ashton Guillard      | 3601      | NorCal |         | Speech Services     | 2/17/25      | 0.50                | 1                         | 110        | \$110.00               |                | \$0.00               |
| Ashton Guillard      | 3601      | NorCal |         | Speech Services     | 2/24/25      | 0.50                | 1                         | 110        | \$110.00               |                | \$0.00               |
| Ashton Guillard      | 3601      | NorCal |         | Speech Services     | 2/4/25       | 0.50                | 1                         | 110        | \$110.00               |                | \$0.00               |
| Ashton Guillard      | 3601      | NorCal |         | Speech Services     | 2/6/25       | 0.50                | 1                         | 110        | \$110.00               |                | \$0.00               |
| Ashton Guillard      | 3601      | NorCal |         | Speech Services     | 2/11/25      | 0.50                | 1                         | 110        | \$110.00               |                | \$0.00               |
| Ashton Guillard      | 3601      | NorCal |         | Speech Services     | 2/13/25      | 0.50                | 1                         | 110        | \$110.00               |                | \$0.00               |
| Ashton Guillard      | 3601      | NorCal |         | Speech Services     | 2/18/25      | 0.50                | 1                         | 110        | \$110.00               |                | \$0.00               |
| Ashton Guillard      | 3601      | NorCal |         | Speech Services     | 2/20/25      | 0.50                | 1                         | 110        | \$110.00               |                | \$0.00               |
| Ashton Guillard      | 3601      | NorCal |         | Speech Services     | 2/25/25      | 0.50                | 1                         | 110        | \$110.00               |                | \$0.00               |
| Ashton Guillard      | 3601      | NorCal |         | Speech Services     | 2/3/25       | 0.50                | 0.5                       | 110        | \$55.00                |                | \$0.00               |
| Ashton Guillard      | 3601      | NorCal |         | Speech Services     | 2/10/25      | 0.75                | 1                         | 110        | \$110.00               |                | \$0.00               |
| Ashton Guillard      | 3601      | NorCal |         | Speech Services     | 2/24/25      | 0.50                | 0.5                       | 110        | \$55.00                |                | \$0.00               |
| Brendice Mace        | 3601      | NorCal |         | Ed Psych Assessment | 2/10/25      | n/a                 | n/a                       | n/a        | \$1,950.00             | 42.50          | \$29.95              |
| Brenda Roa           | 3601      | NorCal |         | SIS                 | 2/3/25       | 0.50                | 0.5                       | 95         | \$47.50                |                | \$0.00               |
| Brenda Roa           | 3601      | NorCal |         | SIS                 | 2/5/25       | 0.50                | 0.5                       | 95         | \$47.50                |                | \$0.00               |







|                       |      |        |  |                     |         |        |        |     |            |       |         |
|-----------------------|------|--------|--|---------------------|---------|--------|--------|-----|------------|-------|---------|
| Michelle Gardenas     | 3601 | NorCal |  | 510                 | 2/19/25 | 0.42   | 1      | 100 | \$100.00   |       | \$0.00  |
| Monica Saucedo        | 3601 | NorCal |  | Ed Psych Assessment | 2/6/25  | n/a    | n/a    | n/a | \$1,950.00 | 30.00 | \$25.00 |
| Monika Mabe           | 3601 | NorCal |  | 510                 | 2/28/25 | 0.50   | 1      | 100 | \$100.00   |       | \$0.00  |
| Monika Mabe           | 3601 | NorCal |  | 510                 | 2/3/25  | 0.50   | 0.5    | 100 | \$50.00    |       | \$0.00  |
| Monika Mabe           | 3601 | NorCal |  | 510                 | 2/10/25 | 0.50   | 1      | 100 | \$100.00   |       | \$0.00  |
| Monika Mabe           | 3601 | NorCal |  | 510                 | 2/24/25 | 0.50   | 1      | 100 | \$100.00   |       | \$0.00  |
| Monika Mabe           | 3601 | NorCal |  | 510                 | 2/3/25  | 0.50   | 1      | 100 | \$100.00   |       | \$0.00  |
| Monika Mabe           | 3601 | NorCal |  | 510                 | 2/10/25 | 0.50   | 0.5    | 100 | \$50.00    |       | \$0.00  |
| Monika Mabe           | 3601 | NorCal |  | 510                 | 2/24/25 | 0.50   | 0.5    | 100 | \$50.00    |       | \$0.00  |
| Monika Mabe           | 3601 | NorCal |  | 510                 | 2/3/25  | 0.50   | 1      | 100 | \$100.00   |       | \$0.00  |
| Monika Mabe           | 3601 | NorCal |  | 510                 | 2/24/25 | 0.50   | 0.5    | 100 | \$50.00    |       | \$0.00  |
| Monika Mabe           | 3601 | NorCal |  | 510                 | 2/10/25 | 0.50   | 0.5    | 100 | \$50.00    |       | \$0.00  |
| Monika Mabe           | 3601 | NorCal |  | 510                 | 2/3/25  | 0.50   | 0.5    | 100 | \$50.00    |       | \$0.00  |
| Monika Mabe           | 3601 | NorCal |  | 510                 | 2/10/25 | 0.5    | 1      | 100 | \$100.00   |       | \$0.00  |
| Monika Mabe           | 3601 | NorCal |  | 510                 | 2/24/25 | 0.50   | 0.5    | 100 | \$50.00    |       | \$0.00  |
| Monika Mabe           | 3601 | NorCal |  | IEP                 | 2/14/25 | 1.50   | 1.5    | 100 | \$150.00   |       | \$0.00  |
| Monika Mabe           | 3601 | NorCal |  | IEP                 | 2/12/25 | 0.50   | 1      | 100 | \$100.00   |       | \$0.00  |
| Monique Nguyen        | 3601 | NorCal |  | IEP                 | 2/11/25 | 0.50   | 1      | 100 | \$100.00   |       | \$0.00  |
| Penny Lopez           | 3601 | NorCal |  | Speech Services     | 1/9/25  | 0.50   | 1      | 110 | \$110.00   |       | \$0.00  |
| Penny Lopez           | 3601 | NorCal |  | Speech Services     | 1/18/25 | 0.50   | 1      | 110 | \$110.00   |       | \$0.00  |
| Penny Lopez           | 3601 | NorCal |  | Speech Services     | 1/23/25 | 0.50   | 1      | 110 | \$110.00   |       | \$0.00  |
| Penny Lopez           | 3601 | NorCal |  | Speech Services     | 1/29/25 | 0.50   | 1      | 110 | \$110.00   |       | \$0.00  |
| Penny Lopez           | 3601 | NorCal |  | Speech Services     | 1/9/25  | 0.50   | 1      | 110 | \$110.00   |       | \$0.00  |
| Penny Lopez           | 3601 | NorCal |  | Speech Services     | 1/16/25 | 0.50   | 1      | 110 | \$110.00   |       | \$0.00  |
| Penny Lopez           | 3601 | NorCal |  | Speech Services     | 1/23/25 | 0.50   | 1      | 110 | \$110.00   |       | \$0.00  |
| Penny Lopez           | 3601 | NorCal |  | Speech Services     | 1/29/25 | 0.50   | 1      | 110 | \$110.00   |       | \$0.00  |
| Penny Lopez           | 3601 | NorCal |  | IEP                 | 1/15/25 | 1.25   | 1.25   | 100 | \$125.00   |       | \$0.00  |
| Reginald Boyd         | 3601 | NorCal |  | 515                 | 2/28/25 | 0.50   | 1      | 95  | \$95.00    |       | \$0.00  |
| Reginald Boyd         | 3601 | NorCal |  | 510                 | 2/4/25  | 0.33   | 1      | 100 | \$100.00   |       | \$0.00  |
| Reginald Boyd         | 3601 | NorCal |  | 510                 | 2/11/25 | 0.58   | 1      | 100 | \$100.00   |       | \$0.00  |
| Reginald Boyd         | 3601 | NorCal |  | 510                 | 2/18/25 | 0.33   | 1      | 100 | \$100.00   |       | \$0.00  |
| Reginald Boyd         | 3601 | NorCal |  | 510                 | 2/25/25 | 0.58   | 1      | 100 | \$100.00   |       | \$0.00  |
| Reginald Boyd         | 3601 | NorCal |  | 515                 | 2/20/25 | 0.50   | 1      | 95  | \$95.00    |       | \$0.00  |
| Reginald Boyd         | 3601 | NorCal |  | 515                 | 2/28/25 | 0.50   | 0.5    | 95  | \$47.50    |       | \$0.00  |
| Sarah Sabaghzadeh     | 3601 | NorCal |  | 515                 | 2/4/25  | 0.50   | 0.5    | 95  | \$47.50    |       | \$0.00  |
| Sarah Sabaghzadeh     | 3601 | NorCal |  | 515                 | 2/26/25 | 0.50   | 0.5    | 95  | \$47.50    |       | \$0.00  |
| Sunshine Armstrong    | 3601 | NorCal |  | 535                 | 1/16/25 | 0.25   | 0.5    | 110 | \$55.00    |       | \$0.00  |
| Sunshine Armstrong    | 3601 | NorCal |  | 535                 | 1/23/25 | 0.25   | 0.5    | 110 | \$55.00    |       | \$0.00  |
| Sunshine Armstrong    | 3601 | NorCal |  | 535                 | 2/6/25  | 0.25   | 0.5    | 110 | \$55.00    |       | \$0.00  |
| Sunshine Armstrong    | 3601 | NorCal |  | 535                 | 2/13/25 | 0.25   | 0.5    | 110 | \$55.00    |       | \$0.00  |
| Sunshine Armstrong    | 3601 | NorCal |  | 535                 | 2/20/25 | 0.25   | 0.5    | 110 | \$55.00    |       | \$0.00  |
| Sunshine Armstrong    | 3601 | NorCal |  | 535                 | 2/27/25 | 0.25   | 0.5    | 110 | \$55.00    |       | \$0.00  |
| Sunshine Armstrong    | 3601 | NorCal |  | 535                 | 1/9/25  | 0.25   | 0.5    | 110 | \$55.00    |       | \$0.00  |
| Sunshine Armstrong    | 3601 | NorCal |  | 535                 | 2/20/25 | 0.25   | 0.5    | 110 | \$55.00    |       | \$0.00  |
| Terne Schoch          | 3601 | NorCal |  | 510                 | 2/6/25  | 1.00   | 1      | 100 | \$100.00   |       | \$0.00  |
| Terne Schoch          | 3601 | NorCal |  | 510                 | 2/23/25 | 1.00   | 1      | 100 | \$100.00   |       | \$0.00  |
| Tino Kim              | 3601 | NorCal |  | IEP                 | 2/20/25 | 1.37   | 1.37   | 100 | \$137.00   |       | \$0.00  |
| Vanessa Abraham       | 3601 | NorCal |  | IEP                 | 2/6/25  | 1.50   | 1.5    | 100 | \$150.00   |       | \$0.00  |
| Vanessa Abraham       | 3601 | NorCal |  | Speech Assessment   | 2/26/25 | 10.50  | 10.5   | 110 | \$1,155.00 |       | \$0.00  |
| Vanessa Abraham       | 3601 | NorCal |  | IEP                 | 2/27/25 | 0.50   | 1      | 100 | \$100.00   |       | \$0.00  |
| Yasaman Danesh-Panahi | 3601 | NorCal |  | OT Assessment       | 2/5/25  | 10.50  | 10.5   | 110 | \$1,155.00 |       | \$0.00  |
| Yasaman Danesh-Panahi | 3601 | NorCal |  | OT Assessment       | 2/19/25 | 10.50  | 10.5   | 110 | \$1,155.00 |       | \$0.00  |
| Yasaman Danesh-Panahi | 3601 | NorCal |  | IEP                 | 2/3/25  | 2.00   | 2      | 100 | \$200.00   |       | \$0.00  |
| Yasaman Danesh-Panahi | 3601 | NorCal |  | IEP                 | 2/21/25 | 1.00   | 1      | 100 | \$100.00   |       | \$0.00  |
| Yasaman Danesh-Panahi | 3601 | NorCal |  | IEP                 | 2/27/25 | 1      | 1      | 100 | \$100.00   |       | \$0.00  |
| Yasaman Danesh-Panahi | 3601 | NorCal |  | IEP                 | 2/28/25 | \$2.00 | \$2.00 | 100 | \$200.00   |       | \$0.00  |
| Yasaman Danesh-Panahi | 3601 | NorCal |  | OT Services         | 2/5/25  | 1.00   | 1      | 110 | \$110.00   |       | \$0.00  |
| Yasaman Danesh-Panahi | 3601 | NorCal |  | OT Services         | 2/12/25 | 1.00   | 1      | 110 | \$110.00   |       | \$0.00  |
| Yasaman Danesh-Panahi | 3601 | NorCal |  | OT Services         | 2/19/25 | 1.00   | 1      | 110 | \$110.00   |       | \$0.00  |
| Yasaman Danesh-Panahi | 3601 | NorCal |  | OT Services         | 2/26/25 | 1.00   | 1      | 110 | \$110.00   |       | \$0.00  |
| Yasaman Danesh-Panahi | 3601 | NorCal |  | OT Services         | 2/4/25  | 0.50   | 1      | 110 | \$110.00   |       | \$0.00  |
| Yasaman Danesh-Panahi | 3601 | NorCal |  | OT Services         | 2/11/25 | 0.50   | 0.5    | 110 | \$55.00    |       | \$0.00  |
| Yasaman Danesh-Panahi | 3601 | NorCal |  | OT Services         | 2/18/25 | 0.50   | 1      | 110 | \$110.00   |       | \$0.00  |
| Yasaman Danesh-Panahi | 3601 | NorCal |  | OT Services         | 2/25/25 | 0.50   | 1      | 110 | \$110.00   |       | \$0.00  |
| Yasaman Danesh-Panahi | 3601 | NorCal |  | OT Services         | 2/5/25  | 1.00   | 1      | 110 | \$110.00   |       | \$0.00  |
| Yasaman Danesh-Panahi | 3601 | NorCal |  | OT Services         | 2/12/25 | 1.00   | 0.5    | 110 | \$55.00    |       | \$0.00  |
| Yasaman Danesh-Panahi | 3601 | NorCal |  | OT Services         | 2/19/25 | 1.00   | 1      | 110 | \$110.00   |       | \$0.00  |
| Yasaman Danesh-Panahi | 3601 | NorCal |  | OT Services         | 2/26/25 | 1.00   | 1      | 110 | \$110.00   |       | \$0.00  |
| Yasaman Danesh-Panahi | 3601 | NorCal |  | OT Services         | 2/4/25  | 1.00   | 1      | 110 | \$110.00   |       | \$0.00  |
| Yasaman Danesh-Panahi | 3601 | NorCal |  | OT Services         | 2/11/25 | 1.00   | 1      | 110 | \$110.00   |       | \$0.00  |
| Yasaman Danesh-Panahi | 3601 | NorCal |  | OT Services         | 2/18/25 | 1.00   | 1      | 110 | \$110.00   |       | \$0.00  |
| Yasaman Danesh-Panahi | 3601 | NorCal |  | OT Services         | 2/25/25 | 1.00   | 1      | 110 | \$110.00   |       | \$0.00  |
| Yasaman Danesh-Panahi | 3601 | NorCal |  | OT Services         | 2/5/25  | 0.50   | 0.5    | 110 | \$55.00    |       | \$0.00  |
| Yasaman Danesh-Panahi | 3601 | NorCal |  | OT Services         | 2/12/25 | 1.00   | 1      | 110 | \$110.00   |       | \$0.00  |
| Yasaman Danesh-Panahi | 3601 | NorCal |  | OT Services         | 2/19/25 | 1.00   | 1      | 110 | \$110.00   |       | \$0.00  |
| Yasaman Danesh-Panahi | 3601 | NorCal |  | OT Services         | 2/26/25 | 1.00   | 1      | 110 | \$110.00   |       | \$0.00  |
| Yasaman Danesh-Panahi | 3601 | NorCal |  | OT Services         | 2/6/25  | 1.00   | 1      | 110 | \$110.00   |       | \$0.00  |
| Yasaman Danesh-Panahi | 3601 | NorCal |  | OT Services         | 2/6/25  | 1.00   | 1      | 110 | \$110.00   |       | \$0.00  |

|                       |      |        |            |                           |                           |                   |     |     |                    |                 |                   |
|-----------------------|------|--------|------------|---------------------------|---------------------------|-------------------|-----|-----|--------------------|-----------------|-------------------|
| Yasaman Danesh-Panahi | 3601 | NorCal | [REDACTED] | OT Services               | 2/27/25                   | 1.00              | 1   | 110 | \$110.00           | \$0.00          |                   |
| Yasaman Danesh-Panahi | 3601 | NorCal | [REDACTED] | OT Services               | 2/6/25                    | 0.50              | 0.5 | 110 | \$55.00            | \$0.00          |                   |
| Yasaman Danesh-Panahi | 3601 | NorCal | [REDACTED] | OT Services               | 2/13/25                   | 0.50              | 0.5 | 110 | \$55.00            | \$0.00          |                   |
| Yasaman Danesh-Panahi | 3601 | NorCal | [REDACTED] | OT Services               | 2/27/25                   | 0.50              | 0.5 | 110 | \$55.00            | \$0.00          |                   |
| Yasaman Danesh-Panahi | 3601 | NorCal | [REDACTED] | OT Services               | 2/4/25                    | 0.50              | 0.5 | 110 | \$55.00            | \$0.00          |                   |
| Yasaman Danesh-Panahi | 3601 | NorCal | [REDACTED] | OT Services               | 2/7/25                    | 0.50              | 0.5 | 110 | \$55.00            | \$0.00          |                   |
| Yasaman Danesh-Panahi | 3601 | NorCal | [REDACTED] | OT Services               | 2/11/25                   | 0.50              | 0.5 | 110 | \$55.00            | \$0.00          |                   |
| Yasaman Danesh-Panahi | 3601 | NorCal | [REDACTED] | OT Services               | 2/14/25                   | 0.50              | 0.5 | 110 | \$55.00            | \$0.00          |                   |
| Yasaman Danesh-Panahi | 3601 | NorCal | [REDACTED] | OT Services               | 2/18/25                   | 0.50              | 1   | 110 | \$110.00           | \$0.00          |                   |
| Yasaman Danesh-Panahi | 3601 | NorCal | [REDACTED] | OT Services               | 2/21/25                   | 0.50              | 1   | 110 | \$110.00           | \$0.00          |                   |
| Yasaman Danesh-Panahi | 3601 | NorCal | [REDACTED] | OT Services               | 2/25/25                   | 0.50              | 0.5 | 110 | \$55.00            | \$0.00          |                   |
| Yasaman Danesh-Panahi | 3601 | NorCal | [REDACTED] | OT Services               | 2/28/25                   | 0.50              | 0.5 | 110 | \$55.00            | \$0.00          |                   |
| <b>Total</b>          |      |        |            | <b>Total for Service:</b> | <b>Total for Mileage:</b> | <b>Total Due:</b> |     |     | <b>\$82,027.50</b> | <b>2,585.50</b> | <b>\$1,809.85</b> |

Central Valley

**BILLING INVOICE**

|                 |                                 |          |                                       |
|-----------------|---------------------------------|----------|---------------------------------------|
| Invoice #       | 3602                            | Bill To: | California Online Public School       |
| Invoice Date    | 2/28/25                         |          | Attn: La Chelle Carter                |
| Name            | El Paseo Children's Center Inc  |          |                                       |
| Mailing Address | 74075 El Paseo Drive, Suite A2B |          | lacarter@calco.connectionsacademy.org |
|                 | Palm Desert, CA 92260           |          | SPED-Finance@californiaops.org        |
| Telephone       | 760-342-4900                    |          | abalin@calco.connectionsacademy.org   |

| Provider            | Invoice # | Region         | Student    | Service Type      | Service Date | Actual Service Time | Billable Service in Hours | Hourly Fee | Amount Due for Service | Miles Traveled | Miles Traveled x .70 |
|---------------------|-----------|----------------|------------|-------------------|--------------|---------------------|---------------------------|------------|------------------------|----------------|----------------------|
| Adriana Covarrubias | 3602      | Central Valley | [REDACTED] | DT Services       | 2/26/25      | 0.50                | 1                         | 110        | \$110.00               |                | \$0.00               |
| Adriana Covarrubias | 3602      | Central Valley | [REDACTED] | DT Services       | 2/6/25       | 0.50                | 1                         | 110        | \$110.00               |                | \$0.00               |
| Adriana Covarrubias | 3602      | Central Valley | [REDACTED] | DT Services       | 2/12/25      | 0.50                | 1                         | 110        | \$110.00               |                | \$0.00               |
| Adriana Covarrubias | 3602      | Central Valley | [REDACTED] | DT Services       | 2/19/25      | 0.50                | 1                         | 110        | \$110.00               |                | \$0.00               |
| Adriana Covarrubias | 3602      | Central Valley | [REDACTED] | DT Services       | 2/24/25      | 0.25                | 1                         | 110        | \$110.00               |                | \$0.00               |
| Adriana Covarrubias | 3602      | Central Valley | [REDACTED] | DT Services       | 2/10/25      | 0.25                | 1                         | 110        | \$110.00               |                | \$0.00               |
| Adriana Covarrubias | 3602      | Central Valley | [REDACTED] | DT Services       | 2/3/25       | 0.25                | 1                         | 110        | \$110.00               |                | \$0.00               |
| Adriana Covarrubias | 3602      | Central Valley | [REDACTED] | EP Meeting        | 2/19/25      | 1.13                | 1.13                      | 100        | \$113.00               |                | \$0.00               |
| Adriana Covarrubias | 3602      | Central Valley | [REDACTED] | EP Meeting        | 2/28/25      | 1.00                | 1                         | 100        | \$100.00               |                | \$0.00               |
| Adriana Covarrubias | 3602      | Central Valley | [REDACTED] | EP Meeting        | 2/13/25      | 1.00                | 1                         | 100        | \$100.00               |                | \$0.00               |
| Albert Levin        | 3602      | Central Valley | [REDACTED] | DT Services       | 2/3/25       | 0.50                | 1                         | 110        | \$110.00               |                | \$0.00               |
| Anana Vista         | 3602      | Central Valley | [REDACTED] | Speech Assessment | 2/19/25      | 10.50               | 10.5                      | 110        | \$1,155.00             |                | \$0.00               |
| Amenda Alvarez Rico | 3602      | Central Valley | [REDACTED] | Speech Services   | 2/18/25      | 0.50                | 1                         | 110        | \$110.00               |                | \$0.00               |
| Ashton Guillard     | 3602      | Central Valley | [REDACTED] | Speech Services   | 2/4/25       | 0.50                | 1                         | 110        | \$110.00               |                | \$0.00               |
| Ashton Guillard     | 3602      | Central Valley | [REDACTED] | Speech Services   | 2/11/25      | 0.50                | 1                         | 110        | \$110.00               |                | \$0.00               |
| Ashton Guillard     | 3602      | Central Valley | [REDACTED] | Speech Services   | 2/25/25      | 0.50                | 0.5                       | 110        | \$55.00                |                | \$0.00               |
| Ashton Guillard     | 3602      | Central Valley | [REDACTED] | Speech Services   | 2/5/25       | 0.50                | 1                         | 110        | \$110.00               |                | \$0.00               |
| Ashton Guillard     | 3602      | Central Valley | [REDACTED] | Speech Services   | 2/12/25      | 0.50                | 1                         | 110        | \$110.00               |                | \$0.00               |
| Ashton Guillard     | 3602      | Central Valley | [REDACTED] | Speech Services   | 2/19/25      | 0.50                | 1                         | 110        | \$110.00               |                | \$0.00               |
| Ashton Guillard     | 3602      | Central Valley | [REDACTED] | Speech Services   | 2/26/25      | 0.50                | 1                         | 110        | \$110.00               |                | \$0.00               |
| Brenda Rea          | 3602      | Central Valley | [REDACTED] | 510               | 2/20/25      | 0.50                | 0.5                       | 100        | \$50.00                |                | \$0.00               |
| Brenda Rea          | 3602      | Central Valley | [REDACTED] | 510               | 2/27/25      | 0.50                | 0.5                       | 100        | \$50.00                |                | \$0.00               |
| Brenda Rea          | 3602      | Central Valley | [REDACTED] | EP Meeting        | 2/25/25      | 0.75                | 1                         | 100        | \$100.00               |                | \$0.00               |
| Cassidy Quintana    | 3602      | Central Valley | [REDACTED] | DT Assessment     | 2/19/25      | 10.50               | 10.5                      | 110        | \$1,155.00             |                | \$0.00               |
| Danielle Roghair    | 3602      | Central Valley | [REDACTED] | 335               | 2/12/25      | 0.50                | 1                         | 110        | \$110.00               |                | \$0.00               |
| Eleanora Magn       | 3602      | Central Valley | [REDACTED] | 335               | 2/14/25      | 0.50                | 1                         | 110        | \$110.00               |                | \$0.00               |
| Eleanora Magn       | 3602      | Central Valley | [REDACTED] | 335               | 2/19/25      | 0.50                | 1                         | 110        | \$110.00               |                | \$0.00               |
| Eleanora Magn       | 3602      | Central Valley | [REDACTED] | 335               | 2/21/25      | 0.50                | 1                         | 110        | \$110.00               |                | \$0.00               |
| Eleanora Magn       | 3602      | Central Valley | [REDACTED] | 335               | 2/7/25       | 0.50                | 1                         | 110        | \$110.00               |                | \$0.00               |
| Eleanora Magn       | 3602      | Central Valley | [REDACTED] | 335               | 2/28/25      | 0.50                | 1                         | 110        | \$110.00               |                | \$0.00               |
| Eleanora Magn       | 3602      | Central Valley | [REDACTED] | 335               | 2/26/25      | 0.50                | 0.5                       | 110        | \$55.00                |                | \$0.00               |
| Eleanora Magn       | 3602      | Central Valley | [REDACTED] | 335               | 2/5/25       | 0.50                | 0.5                       | 110        | \$55.00                |                | \$0.00               |
| Eleanora Magn       | 3602      | Central Valley | [REDACTED] | 335               | 2/11/25      | 1.00                | 1                         | 110        | \$110.00               |                | \$0.00               |
| Eleanora Magn       | 3602      | Central Valley | [REDACTED] | 335               | 2/25/25      | 1.00                | 1                         | 110        | \$110.00               |                | \$0.00               |
| Eleanora Magn       | 3602      | Central Valley | [REDACTED] | 335               | 2/18/25      | 1.00                | 1                         | 110        | \$110.00               |                | \$0.00               |
| Eleanora Magn       | 3602      | Central Valley | [REDACTED] | 335               | 2/4/25       | 1.00                | 0.5                       | 110        | \$55.00                |                | \$0.00               |
| Encka Panayi        | 3602      | Central Valley | [REDACTED] | Speech Services   | 2/3/25       | 0.50                | 1                         | 110        | \$110.00               |                | \$0.00               |
| Encka Panayi        | 3602      | Central Valley | [REDACTED] | Speech Services   | 2/4/25       | 0.50                | 1                         | 110        | \$110.00               |                | \$0.00               |
| Encka Panayi        | 3602      | Central Valley | [REDACTED] | Speech Services   | 2/10/25      | 0.50                | 1                         | 110        | \$110.00               |                | \$0.00               |
| Encka Panayi        | 3602      | Central Valley | [REDACTED] | Speech Services   | 2/11/25      | 0.50                | 1                         | 110        | \$110.00               |                | \$0.00               |
| Encka Panayi        | 3602      | Central Valley | [REDACTED] | Speech Services   | 2/18/25      | 0.50                | 1                         | 110        | \$110.00               |                | \$0.00               |
| Encka Panayi        | 3602      | Central Valley | [REDACTED] | Speech Services   | 2/24/25      | 0.50                | 1                         | 110        | \$110.00               |                | \$0.00               |
| Encka Panayi        | 3602      | Central Valley | [REDACTED] | Speech Services   | 2/25/25      | 0.50                | 1                         | 110        | \$110.00               |                | \$0.00               |
| Encka Panayi        | 3602      | Central Valley | [REDACTED] | Speech Services   | 2/3/25       | 0.50                | 1                         | 110        | \$110.00               |                | \$0.00               |
| Encka Panayi        | 3602      | Central Valley | [REDACTED] | Speech Services   | 2/4/25       | 0.50                | 1                         | 110        | \$110.00               |                | \$0.00               |
| Encka Panayi        | 3602      | Central Valley | [REDACTED] | Speech Services   | 2/10/25      | 0.50                | 1                         | 110        | \$110.00               |                | \$0.00               |
| Encka Panayi        | 3602      | Central Valley | [REDACTED] | Speech Services   | 2/11/25      | 0.50                | 1                         | 110        | \$110.00               |                | \$0.00               |
| Encka Panayi        | 3602      | Central Valley | [REDACTED] | Speech Services   | 2/18/25      | 0.50                | 1                         | 110        | \$110.00               |                | \$0.00               |
| Encka Panayi        | 3602      | Central Valley | [REDACTED] | Speech Services   | 2/24/25      | 0.50                | 1                         | 110        | \$110.00               |                | \$0.00               |
| Encka Panayi        | 3602      | Central Valley | [REDACTED] | Speech Services   | 2/25/25      | 0.50                | 1                         | 110        | \$110.00               |                | \$0.00               |
| Encka Panayi        | 3602      | Central Valley | [REDACTED] | Speech Services   | 2/14/25      | 0.50                | 1                         | 110        | \$110.00               |                | \$0.00               |
| Encka Panayi        | 3602      | Central Valley | [REDACTED] | Speech Services   | 2/21/25      | 0.50                | 1                         | 110        | \$110.00               |                | \$0.00               |
| Encka Panayi        | 3602      | Central Valley | [REDACTED] | Speech Services   | 2/28/25      | 0.50                | 1                         | 110        | \$110.00               |                | \$0.00               |
| Encka Panayi        | 3602      | Central Valley | [REDACTED] | Speech Services   | 2/7/25       | 0.50                | 0.5                       | 110        | \$55.00                |                | \$0.00               |
| Evette Rios         | 3602      | Central Valley | [REDACTED] | Speech Services   | 2/4/25       | 0.50                | 1                         | 110        | \$110.00               |                | \$0.00               |
| Evette Rios         | 3602      | Central Valley | [REDACTED] | Speech Services   | 2/5/25       | 0.50                | 1                         | 110        | \$110.00               |                | \$0.00               |
| Evette Rios         | 3602      | Central Valley | [REDACTED] | Speech Services   | 2/11/25      | 0.50                | 1                         | 110        | \$110.00               |                | \$0.00               |
| Evette Rios         | 3602      | Central Valley | [REDACTED] | Speech Services   | 2/12/25      | 0.50                | 1                         | 110        | \$110.00               |                | \$0.00               |
| Evette Rios         | 3602      | Central Valley | [REDACTED] | Speech Services   | 2/20/25      | 0.50                | 1                         | 110        | \$110.00               |                | \$0.00               |
| Evette Rios         | 3602      | Central Valley | [REDACTED] | Speech Services   | 2/26/25      | 0.50                | 1                         | 110        | \$110.00               |                | \$0.00               |
| Evette Rios         | 3602      | Central Valley | [REDACTED] | Speech Services   | 2/27/25      | 0.50                | 1                         | 110        | \$110.00               |                | \$0.00               |

|                 |      |                |                     |         |       |      |     |            |        |          |
|-----------------|------|----------------|---------------------|---------|-------|------|-----|------------|--------|----------|
| Evette Rios     | 3602 | Central Valley | Speech Services     | 2/19/25 | 0.50  | 1    | 110 | \$110.00   |        | \$0.00   |
| Evette Rios     | 3602 | Central Valley | Speech Services     | 2/18/25 | 0.50  | 1    | 110 | \$110.00   |        | \$0.00   |
| Evette Rios     | 3602 | Central Valley | Speech Services     | 2/25/25 | 0.50  | 1    | 110 | \$110.00   |        | \$0.00   |
| Evette Rios     | 3602 | Central Valley | Speech Services     | 2/7/25  | 0.50  | 1    | 110 | \$110.00   |        | \$0.00   |
| Evette Rios     | 3602 | Central Valley | Speech Services     | 2/14/25 | 0.50  | 1    | 110 | \$110.00   |        | \$0.00   |
| Evette Rios     | 3602 | Central Valley | Speech Services     | 2/28/25 | 0.50  | 1    | 110 | \$110.00   |        | \$0.00   |
| Evette Rios     | 3602 | Central Valley | Speech Services     | 2/21/25 | 0.50  | 0.5  | 110 | \$55.00    |        | \$0.00   |
| Evette Rios     | 3602 | Central Valley | Speech Services     | 2/14/25 | 0.50  | 1    | 110 | \$110.00   |        | \$0.00   |
| Evette Rios     | 3602 | Central Valley | Speech Services     | 2/5/25  | 0.50  | 1    | 110 | \$110.00   |        | \$0.00   |
| Evette Rios     | 3602 | Central Valley | Speech Services     | 2/7/25  | 0.50  | 1    | 110 | \$110.00   |        | \$0.00   |
| Evette Rios     | 3602 | Central Valley | Speech Services     | 2/12/25 | 0.50  | 1    | 110 | \$110.00   |        | \$0.00   |
| Evette Rios     | 3602 | Central Valley | Speech Services     | 2/21/25 | 0.50  | 1    | 110 | \$110.00   |        | \$0.00   |
| Evette Rios     | 3602 | Central Valley | Speech Services     | 2/26/25 | 0.50  | 1    | 110 | \$110.00   |        | \$0.00   |
| Evette Rios     | 3602 | Central Valley | Speech Services     | 2/28/25 | 0.50  | 1    | 110 | \$110.00   |        | \$0.00   |
| Evette Rios     | 3602 | Central Valley | Speech Services     | 2/19/25 | 0.50  | 0.5  | 110 | \$55.00    |        | \$0.00   |
| Evette Rios     | 3602 | Central Valley | Speech Services     | 2/26/25 | 0.50  | 1    | 110 | \$110.00   |        | \$0.00   |
| Evette Rios     | 3602 | Central Valley | Speech Services     | 2/27/25 | 0.50  | 1    | 110 | \$110.00   |        | \$0.00   |
| Evette Rios     | 3602 | Central Valley | Speech Services     | 2/5/25  | 0.50  | 1    | 110 | \$110.00   |        | \$0.00   |
| Evette Rios     | 3602 | Central Valley | Speech Services     | 2/12/25 | 0.50  | 1    | 110 | \$110.00   |        | \$0.00   |
| Evette Rios     | 3602 | Central Valley | Speech Services     | 2/20/25 | 0.50  | 1    | 110 | \$110.00   |        | \$0.00   |
| Evette Rios     | 3602 | Central Valley | Speech Services     | 2/19/25 | 0.50  | 0.5  | 110 | \$55.00    |        | \$0.00   |
| Evette Rios     | 3602 | Central Valley | Speech Services     | 2/26/25 | 0.50  | 1    | 110 | \$110.00   |        | \$0.00   |
| Evette Rios     | 3602 | Central Valley | Speech Services     | 2/19/25 | 0.50  | 1    | 110 | \$110.00   |        | \$0.00   |
| Evette Rios     | 3602 | Central Valley | Speech Services     | 2/18/25 | 0.50  | 1    | 110 | \$110.00   |        | \$0.00   |
| Evette Rios     | 3602 | Central Valley | Speech Services     | 2/25/25 | 0.50  | 0.5  | 110 | \$55.00    |        | \$0.00   |
| Evette Rios     | 3602 | Central Valley | Speech Services     | 2/4/25  | 0.50  | 0.5  | 110 | \$55.00    |        | \$0.00   |
| Evette Rios     | 3602 | Central Valley | Speech Services     | 2/11/25 | 0.50  | 0.5  | 110 | \$55.00    |        | \$0.00   |
| Evette Rios     | 3602 | Central Valley | Speech Services     | 2/4/25  | 0.50  | 1    | 110 | \$110.00   |        | \$0.00   |
| Evette Rios     | 3602 | Central Valley | Speech Services     | 2/5/25  | 0.50  | 1    | 110 | \$110.00   |        | \$0.00   |
| Evette Rios     | 3602 | Central Valley | Speech Services     | 2/11/25 | 0.50  | 1    | 110 | \$110.00   |        | \$0.00   |
| Evette Rios     | 3602 | Central Valley | Speech Services     | 2/12/25 | 0.50  | 1    | 110 | \$110.00   |        | \$0.00   |
| Evette Rios     | 3602 | Central Valley | Speech Services     | 2/26/25 | 0.50  | 1    | 110 | \$110.00   |        | \$0.00   |
| Evette Rios     | 3602 | Central Valley | Speech Services     | 2/20/25 | 0.50  | 1    | 110 | \$110.00   |        | \$0.00   |
| Evette Rios     | 3602 | Central Valley | Speech Services     | 2/27/25 | 0.50  | 1    | 110 | \$110.00   |        | \$0.00   |
| Evette Rios     | 3602 | Central Valley | Speech Services     | 2/19/25 | 0.50  | 0.5  | 110 | \$55.00    |        | \$0.00   |
| Heather Dockery | 3602 | Central Valley | Nurse Assessment    | 2/2/25  | n/a   | n/a  | n/a | \$700.00   | 65.00  | \$45.50  |
| Heather Dockery | 3602 | Central Valley | Nurse Assessment    | 2/24/25 | n/a   | n/a  | n/a | \$700.00   | 125.00 | \$87.50  |
| Jill Gillette   | 3602 | Central Valley | 510                 | 2/5/25  | 0.75  | 1    | 100 | \$100.00   |        | \$0.00   |
| Jill Gillette   | 3602 | Central Valley | 510                 | 2/5/25  | 0.50  | 1    | 100 | \$100.00   |        | \$0.00   |
| Jill Gillette   | 3602 | Central Valley | 510                 | 2/20/25 | 0.50  | 1    | 100 | \$100.00   |        | \$0.00   |
| Jill Gillette   | 3602 | Central Valley | 510                 | 2/11/25 | 0.50  | 1    | 100 | \$100.00   |        | \$0.00   |
| Jill Gillette   | 3602 | Central Valley | 510                 | 2/25/25 | 0.50  | 1    | 100 | \$100.00   |        | \$0.00   |
| Jill Gillette   | 3602 | Central Valley | 510                 | 2/6/25  | 0.50  | 0.5  | 100 | \$50.00    |        | \$0.00   |
| Jill Gillette   | 3602 | Central Valley | 510                 | 2/20/25 | 0.50  | 0.5  | 100 | \$50.00    |        | \$0.00   |
| Jill Gillette   | 3602 | Central Valley | 510                 | 2/27/25 | 0.50  | 0.5  | 100 | \$50.00    |        | \$0.00   |
| Jill Gillette   | 3602 | Central Valley | 510                 | 2/13/25 | 0.50  | 0.5  | 100 | \$50.00    |        | \$0.00   |
| Jill Gillette   | 3602 | Central Valley | 510                 | 2/3/25  | 0.50  | 1    | 100 | \$100.00   |        | \$0.00   |
| Jill Gillette   | 3602 | Central Valley | 510                 | 2/10/25 | 0.50  | 1    | 100 | \$100.00   |        | \$0.00   |
| Jill Gillette   | 3602 | Central Valley | 510                 | 2/24/25 | 0.50  | 0.5  | 100 | \$50.00    |        | \$0.00   |
| Jill Gillette   | 3602 | Central Valley | 520                 | 2/18/25 | 0.50  | 1    | 120 | \$120.00   |        | \$0.00   |
| Jill Gillette   | 3602 | Central Valley | 515                 | 2/14/25 | 0.50  | 1    | 95  | \$95.00    |        | \$0.00   |
| Jill Gillette   | 3602 | Central Valley | 515                 | 2/26/25 | 0.50  | 1    | 95  | \$95.00    |        | \$0.00   |
| Jill Gillette   | 3602 | Central Valley | 510                 | 2/20/25 | 0.50  | 1    | 100 | \$100.00   |        | \$0.00   |
| Jill Gillette   | 3602 | Central Valley | 510                 | 2/6/25  | 0.50  | 0.5  | 100 | \$50.00    |        | \$0.00   |
| Jill Gillette   | 3602 | Central Valley | 510                 | 2/27/25 | 0.50  | 0.5  | 100 | \$50.00    |        | \$0.00   |
| Jill Gillette   | 3602 | Central Valley | 510                 | 2/14/25 | 0.50  | 1    | 100 | \$100.00   |        | \$0.00   |
| Jill Gillette   | 3602 | Central Valley | 510                 | 2/26/25 | 0.50  | 1    | 100 | \$100.00   |        | \$0.00   |
| Jill Gillette   | 3602 | Central Valley | 510                 | 2/19/25 | 0.50  | 0.5  | 100 | \$50.00    |        | \$0.00   |
| Jill Gillette   | 3602 | Central Valley | IEP Meeting         | 2/18/25 | 1.00  | 1    | 100 | \$100.00   |        | \$0.00   |
| Kacy McCalla    | 3602 | Central Valley | Ed Psych Assessment | 2/5/25  | n/a   | n/a  | n/a | \$1,950.00 | 11.60  | \$9.12   |
| Kacy McCalla    | 3602 | Central Valley | Ed Psych Assessment | 2/7/25  | n/a   | n/a  | n/a | \$1,950.00 | 245.00 | \$171.50 |
| Kacy McCalla    | 3602 | Central Valley | Ed Psych Assessment | 2/19/25 | n/a   | n/a  | n/a | \$1,950.00 | 23.20  | \$16.24  |
| Kacy McCalla    | 3602 | Central Valley | FBA Assessment      | 2/21/25 | n/a   | n/a  | n/a | \$1,950.00 | 122.00 | \$85.40  |
| Kanoa Elkondo   | 3602 | Central Valley | APE Services        | 2/10/25 | 0.50  | 1    | 110 | \$110.00   |        | \$0.00   |
| Kanoa Elkondo   | 3602 | Central Valley | APE Services        | 2/24/25 | 0.50  | 1    | 110 | \$110.00   |        | \$0.00   |
| Kanoa Elkondo   | 3602 | Central Valley | APE Services        | 2/3/25  | 0.50  | 1    | 110 | \$110.00   |        | \$0.00   |
| Kanoa Elkondo   | 3602 | Central Valley | Staffing Meeting    | 2/3/25  | 1.00  | 1    | 100 | \$100.00   |        | \$0.00   |
| Kanoa Elkondo   | 3602 | Central Valley | IEP Meeting         | 2/4/25  | 1.00  | 1    | 100 | \$100.00   |        | \$0.00   |
| Kari Smith      | 3602 | Central Valley | Nurse Assessment    | 2/6/25  | n/a   | n/a  | n/a | \$700.00   | 8.00   | \$5.60   |
| Kari Smith      | 3602 | Central Valley | Nurse Assessment    | 2/10/25 | n/a   | n/a  | n/a | \$700.00   | 20.00  | \$14.00  |
| Kasey Galik     | 3602 | Central Valley | APE Assessment      | 2/5/25  | 10.50 | 10.5 | 110 | \$1,155.00 |        | \$0.00   |
| Kasey Galik     | 3602 | Central Valley | APE Services        | 2/3/25  | 0.50  | 1    | 110 | \$110.00   |        | \$0.00   |

|                        |      |                |                     |         |       |      |     |            |        |         |
|------------------------|------|----------------|---------------------|---------|-------|------|-----|------------|--------|---------|
| Kasey Galk             | 3602 | Central Valley | APE Services        | 2/10/25 | 0.50  | 1    | 110 | \$110.00   |        | \$0.00  |
| Kasey Galk             | 3602 | Central Valley | APE Services        | 2/24/25 | 0.50  | 1    | 110 | \$110.00   |        | \$0.00  |
| Kristin McClelland     | 3602 | Central Valley | Ed Psych Assessment | 2/11/25 | n/a   | n/a  | n/a | \$1,950.00 | 20.00  | \$14.00 |
| Katherine McMahon      | 3602 | Central Valley | Nurse Assessment    | 2/3/25  | n/a   | n/a  | n/a | \$700.00   | 13.00  | \$9.10  |
| Katherine McMahon      | 3602 | Central Valley | Nurse Assessment    | 2/3/25  | n/a   | n/a  | n/a | \$700.00   | 64.00  | \$44.80 |
| Katherine McMahon      | 3602 | Central Valley | Nurse Assessment    | 2/11/25 | n/a   | n/a  | n/a | \$700.00   | 97.60  | \$68.32 |
| Katherine McMahon      | 3602 | Central Valley | Nurse Assessment    | 2/12/25 | n/a   | n/a  | n/a | \$700.00   | 104.00 | \$72.80 |
| Katherine McMahon      | 3602 | Central Valley | Nurse Assessment    | 2/18/25 | n/a   | n/a  | n/a | \$700.00   | 101.20 | \$70.84 |
| Katherine McMahon      | 3602 | Central Valley | Nurse Assessment    | 2/24/25 | n/a   | n/a  | n/a | \$700.00   | 13.00  | \$9.10  |
| Katherine McMahon      | 3602 | Central Valley | Nurse Assessment    | 2/27/25 | n/a   | n/a  | n/a | \$700.00   | 104.20 | \$72.94 |
| Kelly Dunn             | 3602 | Central Valley | IEP Meeting         | 2/3/25  | 1.50  | 1.5  | 100 | \$150.00   |        | \$0.00  |
| Kelly Dunn             | 3602 | Central Valley | AT Services         | 2/4/25  | 0.50  | 1    | 120 | \$120.00   |        | \$0.00  |
| Kelly Dunn             | 3602 | Central Valley | Staffing Meeting    | 2/3/25  | 0.50  | 0.5  | 100 | \$50.00    |        | \$0.00  |
| Kelly Dunn             | 3602 | Central Valley | IEP Meeting         | 2/19/25 | 1.00  | 1    | 100 | \$100.00   |        | \$0.00  |
| Kelly Dunn             | 3602 | Central Valley | IEP Meeting         | 2/28/25 | 1.00  | 1    | 100 | \$100.00   |        | \$0.00  |
| Lauren Linhoff         | 3602 | Central Valley | APE Services        | 2/4/25  | 0.50  | 1    | 110 | \$110.00   |        | \$0.00  |
| Lauren Linhoff         | 3602 | Central Valley | APE Services        | 2/11/25 | 0.50  | 1    | 110 | \$110.00   |        | \$0.00  |
| Lauren Linhoff         | 3602 | Central Valley | APE Services        | 2/26/25 | 0.50  | 1    | 110 | \$110.00   |        | \$0.00  |
| Mae Belen Vital        | 3602 | Central Valley | Speech Services     | 2/19/25 | 0.50  | 1    | 110 | \$110.00   |        | \$0.00  |
| Mae Belen Vital        | 3602 | Central Valley | Speech Services     | 2/13/25 | 0.50  | 1    | 110 | \$110.00   |        | \$0.00  |
| Mae Belen Vital        | 3602 | Central Valley | Speech Services     | 2/5/25  | 0.50  | 1    | 110 | \$110.00   |        | \$0.00  |
| Mae Belen Vital        | 3602 | Central Valley | Speech Services     | 2/26/25 | 0.50  | 0.5  | 110 | \$65.00    |        | \$0.00  |
| Mae Belen Vital        | 3602 | Central Valley | Speech Services     | 2/7/25  | 0.50  | 1    | 110 | \$110.00   |        | \$0.00  |
| Mae Belen Vital        | 3602 | Central Valley | Speech Services     | 2/10/25 | 0.50  | 1    | 110 | \$110.00   |        | \$0.00  |
| Mae Belen Vital        | 3602 | Central Valley | Speech Services     | 2/14/25 | 0.50  | 1    | 110 | \$110.00   |        | \$0.00  |
| Mae Belen Vital        | 3602 | Central Valley | Speech Services     | 2/21/25 | 0.50  | 1    | 110 | \$110.00   |        | \$0.00  |
| Mae Belen Vital        | 3602 | Central Valley | Speech Services     | 2/24/25 | 0.50  | 1    | 110 | \$110.00   |        | \$0.00  |
| Mae Belen Vital        | 3602 | Central Valley | Speech Services     | 2/28/25 | 0.50  | 1    | 110 | \$110.00   |        | \$0.00  |
| Mae Belen Vital        | 3602 | Central Valley | Speech Services     | 2/20/25 | 0.50  | 1    | 110 | \$110.00   |        | \$0.00  |
| Mae Belen Vital        | 3602 | Central Valley | Speech Services     | 2/8/25  | 0.50  | 1    | 110 | \$110.00   |        | \$0.00  |
| Mae Belen Vital        | 3602 | Central Valley | Speech Services     | 2/11/25 | 0.50  | 1    | 110 | \$110.00   |        | \$0.00  |
| Mae Belen Vital        | 3602 | Central Valley | Speech Services     | 2/21/25 | 0.50  | 0.5  | 110 | \$55.00    |        | \$0.00  |
| Mae Belen Vital        | 3602 | Central Valley | Speech Services     | 2/27/25 | 0.50  | 0.5  | 110 | \$55.00    |        | \$0.00  |
| Mae Belen Vital        | 3602 | Central Valley | Speech Services     | 2/4/25  | 0.50  | 0.5  | 110 | \$55.00    |        | \$0.00  |
| Mae Belen Vital        | 3602 | Central Valley | Speech Services     | 2/13/25 | 0.50  | 0.5  | 110 | \$55.00    |        | \$0.00  |
| Mae Belen Vital        | 3602 | Central Valley | Speech Services     | 2/20/25 | 0.50  | 1    | 110 | \$110.00   |        | \$0.00  |
| Mae Belen Vital        | 3602 | Central Valley | Speech Services     | 2/14/25 | 0.50  | 1    | 110 | \$110.00   |        | \$0.00  |
| Mae Belen Vital        | 3602 | Central Valley | Speech Services     | 2/27/25 | 0.50  | 0.5  | 110 | \$55.00    |        | \$0.00  |
| Mae Belen Vital        | 3602 | Central Valley | Speech Services     | 2/6/25  | 0.50  | 0.5  | 110 | \$55.00    |        | \$0.00  |
| Mae Belen Vital        | 3602 | Central Valley | Speech Services     | 2/18/25 | 1.00  | 0.5  | 110 | \$55.00    |        | \$0.00  |
| Mae Belen Vital        | 3602 | Central Valley | Speech Services     | 2/4/25  | 1.00  | 0.5  | 110 | \$55.00    |        | \$0.00  |
| Mae Belen Vital        | 3602 | Central Valley | Speech Services     | 2/11/25 | 1.00  | 0.5  | 110 | \$55.00    |        | \$0.00  |
| Mae Belen Vital        | 3602 | Central Valley | Speech Services     | 2/25/25 | 1.00  | 0.5  | 110 | \$55.00    |        | \$0.00  |
| Mercedes (Sadie) Allin | 3602 | Central Valley | Speech Services     | 2/3/25  | 0.50  | 1    | 110 | \$110.00   |        | \$0.00  |
| Mercedes (Sadie) Allin | 3602 | Central Valley | Speech Services     | 2/10/25 | 0.50  | 1    | 110 | \$110.00   |        | \$0.00  |
| Mercedes (Sadie) Allin | 3602 | Central Valley | Speech Services     | 2/24/25 | 0.50  | 1    | 110 | \$110.00   |        | \$0.00  |
| Mercedes (Sadie) Allin | 3602 | Central Valley | Speech Services     | 2/3/25  | 0.50  | 1    | 110 | \$110.00   |        | \$0.00  |
| Mercedes (Sadie) Allin | 3602 | Central Valley | Speech Services     | 2/7/25  | 0.50  | 1    | 110 | \$110.00   |        | \$0.00  |
| Mercedes (Sadie) Allin | 3602 | Central Valley | Speech Services     | 2/14/25 | 0.50  | 1    | 110 | \$110.00   |        | \$0.00  |
| Mercedes (Sadie) Allin | 3602 | Central Valley | Speech Services     | 2/21/25 | 0.50  | 1    | 110 | \$110.00   |        | \$0.00  |
| Mercedes (Sadie) Allin | 3602 | Central Valley | Speech Services     | 2/24/25 | 0.50  | 1    | 110 | \$110.00   |        | \$0.00  |
| Mercedes (Sadie) Allin | 3602 | Central Valley | Speech Services     | 2/10/25 | 0.50  | 0.5  | 110 | \$55.00    |        | \$0.00  |
| Monika Mabe            | 3602 | Central Valley | 510                 | 2/3/25  | 0.50  | 0.5  | 100 | \$50.00    |        | \$0.00  |
| Monika Mabe            | 3602 | Central Valley | 510                 | 2/10/25 | 0.50  | 0.5  | 100 | \$50.00    |        | \$0.00  |
| Monika Mabe            | 3602 | Central Valley | 510                 | 2/24/25 | 0.50  | 0.5  | 100 | \$50.00    |        | \$0.00  |
| Monika Mabe            | 3602 | Central Valley | 510                 | 2/3/25  | 0.50  | 0.5  | 100 | \$50.00    |        | \$0.00  |
| Monika Mabe            | 3602 | Central Valley | 510                 | 2/10/25 | 0.50  | 0.5  | 100 | \$50.00    |        | \$0.00  |
| Monika Mabe            | 3602 | Central Valley | 510                 | 2/24/25 | 0.50  | 0.5  | 100 | \$50.00    |        | \$0.00  |
| Monika Mabe            | 3602 | Central Valley | IEP Meeting         | 2/27/25 | 0.50  | 0.5  | 100 | \$50.00    |        | \$0.00  |
| Monique Nguyen         | 3602 | Central Valley | OT Assessment       | 2/26/25 | 10.50 | 10.5 | 110 | \$1,155.00 |        | \$0.00  |
| Nadia Roas             | 3602 | Central Valley | Nurse Assessment    | 2/22/25 | n/a   | n/a  | n/a | \$700.00   | 132.00 | \$92.40 |
| Patricia Staback       | 3602 | Central Valley | OI Services         | 2/28/25 | 0.25  | 1    | 110 | \$110.00   |        | \$0.00  |
| Patricia Staback       | 3602 | Central Valley | OI Services         | 2/26/25 | 0.50  | 1    | 110 | \$110.00   |        | \$0.00  |
| Patricia Staback       | 3602 | Central Valley | OI Services         | 2/28/25 | 0.25  | 1    | 110 | \$110.00   |        | \$0.00  |
| Patricia Staback       | 3602 | Central Valley | IEP Meeting         | 2/4/25  | 1.50  | 1.5  | 100 | \$150.00   |        | \$0.00  |
| Patricia Staback       | 3602 | Central Valley | OI Assessment       | 2/28/25 | 0.50  | 1    | 110 | \$110.00   |        | \$0.00  |
| Penny Lopez            | 3602 | Central Valley | Speech Services     | 1/9/25  | 0.50  | 1    | 110 | \$110.00   |        | \$0.00  |
| Penny Lopez            | 3602 | Central Valley | Speech Services     | 1/16/25 | 0.50  | 1    | 110 | \$110.00   |        | \$0.00  |
| Penny Lopez            | 3602 | Central Valley | Speech Services     | 1/23/25 | 0.50  | 1    | 110 | \$110.00   |        | \$0.00  |
| Penny Lopez            | 3602 | Central Valley | Speech Services     | 1/29/25 | 0.50  | 1    | 110 | \$110.00   |        | \$0.00  |
| Penny Lopez            | 3602 | Central Valley | Speech Services     | 1/9/25  | 0.50  | 1    | 110 | \$110.00   |        | \$0.00  |
| Penny Lopez            | 3602 | Central Valley | Speech Services     | 1/16/25 | 0.50  | 1    | 110 | \$110.00   |        | \$0.00  |

|                       |      |                |                           |         |       |      |     |            |        |          |
|-----------------------|------|----------------|---------------------------|---------|-------|------|-----|------------|--------|----------|
| Penny Lopez           | 3602 | Central Valley | Speech Services           | 1/23/25 | 0.50  | 1    | 110 | \$110.00   |        | \$0.00   |
| Penny Lopez           | 3602 | Central Valley | Speech Services           | 1/29/25 | 0.50  | 0.5  | 110 | \$55.00    |        | \$0.00   |
| Penny Lopez           | 3602 | Central Valley | Speech Services           | 1/9/25  | 0.50  | 1    | 110 | \$110.00   |        | \$0.00   |
| Penny Lopez           | 3602 | Central Valley | Speech Services           | 1/16/25 | 0.50  | 1    | 110 | \$110.00   |        | \$0.00   |
| Penny Lopez           | 3602 | Central Valley | Speech Services           | 1/23/25 | 0.50  | 1    | 110 | \$110.00   |        | \$0.00   |
| Penny Lopez           | 3602 | Central Valley | Speech Services           | 1/29/25 | 0.50  | 1    | 110 | \$110.00   |        | \$0.00   |
| Reginald Boyd         | 3602 | Central Valley | 510                       | 2/11/25 | 0.50  | 1    | 100 | \$100.00   |        | \$0.00   |
| Reginald Boyd         | 3602 | Central Valley | 510                       | 2/25/25 | 0.50  | 0.5  | 100 | \$50.00    |        | \$0.00   |
| Ryan Groat            | 3602 | Central Valley | Ed Psych Add'l Assessment | 2/3/25  | n/a   | n/a  | n/a | \$750.00   | 41.20  | \$28.84  |
| Ryan Groat            | 3602 | Central Valley | Ed Psych Assessment       | 2/4/25  | n/a   | n/a  | n/a | \$1,950.00 | 68.00  | \$47.60  |
| Sakhil Kaur           | 3602 | Central Valley | Nurse Assessment          | 2/6/25  | n/a   | n/a  | n/a | \$700.00   | 25.40  | \$17.78  |
| Sakhil Kaur           | 3602 | Central Valley | Nurse Assessment          | 2/22/25 | n/a   | n/a  | n/a | \$700.00   | 280.00 | \$196.00 |
| Sakhil Kaur           | 3602 | Central Valley | Nurse Assessment          | 2/8/25  | n/a   | n/a  | n/a | \$700.00   | 167.00 | \$116.90 |
| Sakhil Kaur           | 3602 | Central Valley | Nurse Assessment          | 2/17/25 | n/a   | n/a  | n/a | \$700.00   |        | \$0.00   |
| Sakhil Kaur           | 3602 | Central Valley | Nurse Assessment          | 2/24/25 | n/a   | n/a  | n/a | \$700.00   | 19.60  | \$13.72  |
| Shanna Hottinger      | 3602 | Central Valley | ECP                       | 2/8/25  | 1.50  | 1.5  | 110 | \$165.00   |        | \$0.00   |
| Shelbi Casados        | 3602 | Central Valley | Speech Assessment         | 2/27/25 | 10.50 | 10.5 | 110 | \$1,155.00 |        | \$0.00   |
| Sunshine Armstrong    | 3602 | Central Valley | 535                       | 2/26/25 | 0.75  | 1    | 110 | \$110.00   |        | \$0.00   |
| Sunshine Armstrong    | 3602 | Central Valley | 535                       | 2/12/25 | 0.75  | 0.5  | 110 | \$55.00    |        | \$0.00   |
| Sunshine Armstrong    | 3602 | Central Valley | 535                       | 1/29/25 | 0.75  | 0.5  | 110 | \$55.00    |        | \$0.00   |
| Sunshine Armstrong    | 3602 | Central Valley | 535                       | 2/5/25  | 0.50  | 1    | 110 | \$110.00   |        | \$0.00   |
| Sunshine Armstrong    | 3602 | Central Valley | 535                       | 2/20/25 | 0.50  | 1    | 110 | \$110.00   |        | \$0.00   |
| Sunshine Armstrong    | 3602 | Central Valley | 535                       | 1/16/25 | 0.50  | 1    | 110 | \$110.00   |        | \$0.00   |
| Sunshine Armstrong    | 3602 | Central Valley | 535                       | 1/23/25 | 0.50  | 1    | 110 | \$110.00   |        | \$0.00   |
| Sunshine Armstrong    | 3602 | Central Valley | 535                       | 2/27/25 | 0.50  | 0.5  | 110 | \$55.00    |        | \$0.00   |
| Sunshine Armstrong    | 3602 | Central Valley | 535                       | 2/8/25  | 0.50  | 0.5  | 110 | \$55.00    |        | \$0.00   |
| Sunshine Armstrong    | 3602 | Central Valley | 535                       | 1/16/25 | 0.50  | 1    | 110 | \$110.00   |        | \$0.00   |
| Sunshine Armstrong    | 3602 | Central Valley | 535                       | 1/21/25 | 0.50  | 0.5  | 110 | \$55.00    |        | \$0.00   |
| Sunshine Armstrong    | 3602 | Central Valley | 535                       | 1/23/25 | 0.50  | 0.5  | 110 | \$55.00    |        | \$0.00   |
| Sunshine Armstrong    | 3602 | Central Valley | 535                       | 1/28/25 | 0.50  | 0.5  | 110 | \$55.00    |        | \$0.00   |
| Sunshine Armstrong    | 3602 | Central Valley | 535                       | 2/4/25  | 0.50  | 0.5  | 110 | \$55.00    |        | \$0.00   |
| Sunshine Armstrong    | 3602 | Central Valley | 535                       | 2/6/25  | 0.50  | 0.5  | 110 | \$55.00    |        | \$0.00   |
| Sunshine Armstrong    | 3602 | Central Valley | 535                       | 2/11/25 | 0.50  | 0.5  | 110 | \$55.00    |        | \$0.00   |
| Sunshine Armstrong    | 3602 | Central Valley | 535                       | 2/13/25 | 0.50  | 0.5  | 110 | \$55.00    |        | \$0.00   |
| Sunshine Armstrong    | 3602 | Central Valley | 535                       | 2/18/25 | 0.50  | 0.5  | 110 | \$55.00    |        | \$0.00   |
| Sunshine Armstrong    | 3602 | Central Valley | 535                       | 2/20/25 | 0.50  | 0.5  | 110 | \$55.00    |        | \$0.00   |
| Sunshine Armstrong    | 3602 | Central Valley | 535                       | 2/25/25 | 0.50  | 0.5  | 110 | \$55.00    |        | \$0.00   |
| Sunshine Armstrong    | 3602 | Central Valley | 535                       | 2/27/25 | 0.50  | 0.5  | 110 | \$55.00    |        | \$0.00   |
| Sunshine Armstrong    | 3602 | Central Valley | 535                       | 2/19/25 | 0.50  | 0.5  | 110 | \$55.00    |        | \$0.00   |
| Terie Schoch          | 3602 | Central Valley | IEP Meeting               | 2/4/25  | 1.50  | 1.5  | 100 | \$150.00   |        | \$0.00   |
| Terie Schoch          | 3602 | Central Valley | 515                       | 2/13/25 | 0.50  | 1    | 95  | \$95.00    |        | \$0.00   |
| Terie Schoch          | 3602 | Central Valley | 515                       | 2/20/25 | 0.50  | 0.5  | 95  | \$47.50    |        | \$0.00   |
| Terie Schoch          | 3602 | Central Valley | 510                       | 2/10/25 | 0.25  | 0.5  | 100 | \$50.00    |        | \$0.00   |
| Terie Schoch          | 3602 | Central Valley | 510                       | 2/21/25 | 0.50  | 0.5  | 100 | \$50.00    |        | \$0.00   |
| Vahe Amiran           | 3602 | Central Valley | Ed Psych Assessment       | 2/15/25 | n/a   | n/a  | n/a | \$1,950.00 | 202.00 | \$141.40 |
| Vahe Amiran           | 3602 | Central Valley | Ed Psych Assessment       | 2/17/25 | n/a   | n/a  | n/a | \$1,950.00 | 165.00 | \$115.50 |
| Vahe Amiran           | 3602 | Central Valley | Ed Psych Assessment       | 2/1/25  | n/a   | n/a  | n/a | \$1,950.00 | 204.00 | \$142.80 |
| Vahe Amiran           | 3602 | Central Valley | Ed Psych Add'l Assessment | 2/15/25 | n/a   | n/a  | n/a | \$750.00   | 76.00  | \$53.20  |
| Vanessa Abraham       | 3602 | Central Valley | IEP Meeting               | 2/26/25 | 1.00  | 1    | 100 | \$100.00   |        | \$0.00   |
| Vanessa Abraham       | 3602 | Central Valley | IEP Meeting               | 2/28/25 | 1.00  | 1    | 100 | \$100.00   |        | \$0.00   |
| Yasaman Danesh Panahi | 3602 | Central Valley | OT Services               | 2/6/25  | 0.50  | 1    | 110 | \$110.00   |        | \$0.00   |
| Yasaman Danesh Panahi | 3602 | Central Valley | OT Services               | 2/13/25 | 0.50  | 1    | 110 | \$110.00   |        | \$0.00   |
| Yasaman Danesh Panahi | 3602 | Central Valley | OT Services               | 2/27/25 | 0.50  | 1    | 110 | \$110.00   |        | \$0.00   |
| Yasaman Danesh Panahi | 3602 | Central Valley | OT Services               | 2/6/25  | 0.50  | 1    | 110 | \$110.00   |        | \$0.00   |
| Yasaman Danesh Panahi | 3602 | Central Valley | OT Services               | 2/14/25 | 0.50  | 1    | 110 | \$110.00   |        | \$0.00   |
| Yasaman Danesh Panahi | 3602 | Central Valley | OT Services               | 2/21/25 | 0.50  | 1    | 110 | \$110.00   |        | \$0.00   |
| Yasaman Danesh Panahi | 3602 | Central Valley | OT Services               | 2/27/25 | 0.50  | 1    | 110 | \$110.00   |        | \$0.00   |
| Yasaman Danesh Panahi | 3602 | Central Valley | OT Services               | 2/23/25 | 0.50  | 0.5  | 110 | \$55.00    |        | \$0.00   |
| Yasaman Danesh Panahi | 3602 | Central Valley | OT Services               | 2/4/25  | 0.50  | 1    | 110 | \$110.00   |        | \$0.00   |
| Yasaman Danesh Panahi | 3602 | Central Valley | OT Services               | 2/6/25  | 0.50  | 1    | 110 | \$110.00   |        | \$0.00   |
| Yasaman Danesh Panahi | 3602 | Central Valley | OT Services               | 2/13/25 | 0.50  | 0.5  | 110 | \$55.00    |        | \$0.00   |
| Yasaman Danesh Panahi | 3602 | Central Valley | OT Services               | 2/5/25  | 0.50  | 1    | 110 | \$110.00   |        | \$0.00   |
| Yasaman Danesh Panahi | 3602 | Central Valley | OT Services               | 2/13/25 | 0.50  | 1    | 110 | \$110.00   |        | \$0.00   |
| Yasaman Danesh Panahi | 3602 | Central Valley | OT Services               | 2/19/25 | 0.50  | 1    | 110 | \$110.00   |        | \$0.00   |
| Yasaman Danesh Panahi | 3602 | Central Valley | OT Services               | 2/26/25 | 0.50  | 1    | 110 | \$110.00   |        | \$0.00   |
| Yasaman Danesh Panahi | 3602 | Central Valley | OT Services               | 2/6/25  | 0.50  | 1    | 110 | \$110.00   |        | \$0.00   |
| Yasaman Danesh Panahi | 3602 | Central Valley | OT Services               | 2/13/25 | 0.50  | 1    | 110 | \$110.00   |        | \$0.00   |
| Yasaman Danesh Panahi | 3602 | Central Valley | OT Services               | 2/27/25 | 0.50  | 1    | 110 | \$110.00   |        | \$0.00   |
| Yasaman Danesh Panahi | 3602 | Central Valley | OT Services               | 2/6/25  | 0.50  | 1    | 110 | \$110.00   |        | \$0.00   |
| Yasaman Danesh Panahi | 3602 | Central Valley | OT Services               | 2/13/25 | 0.50  | 0.5  | 110 | \$55.00    |        | \$0.00   |
| Yasaman Danesh Panahi | 3602 | Central Valley | OT Services               | 2/27/25 | 0.50  | 0.5  | 110 | \$55.00    |        | \$0.00   |
| Yasaman Danesh Panahi | 3602 | Central Valley | OT Services               | 2/14/25 | 0.50  | 1    | 110 | \$110.00   |        | \$0.00   |

|                       |      |                |             |                           |                           |                    |     |                    |                 |                   |
|-----------------------|------|----------------|-------------|---------------------------|---------------------------|--------------------|-----|--------------------|-----------------|-------------------|
| Yasaman Danesh Panahi | 3602 | Central Valley | OT Services | 2/7/25                    | 0.50                      | 0.5                | 110 | \$55.00            | \$0.00          |                   |
| Yasaman Danesh Panahi | 3602 | Central Valley | OT Services | 2/6/25                    | 0.50                      | 1                  | 110 | \$110.00           | \$0.00          |                   |
| Yasaman Danesh Panahi | 3602 | Central Valley | OT Services | 2/13/25                   | 0.50                      | 1                  | 110 | \$110.00           | \$0.00          |                   |
| Yasaman Danesh Panahi | 3602 | Central Valley | OT Services | 2/7/25                    | 0.50                      | 1                  | 110 | \$110.00           | \$0.00          |                   |
| Yasaman Danesh Panahi | 3602 | Central Valley | OT Services | 2/14/25                   | 0.50                      | 1                  | 110 | \$110.00           | \$0.00          |                   |
| Yasaman Danesh Panahi | 3602 | Central Valley | OT Services | 2/28/25                   | 0.50                      | 1                  | 110 | \$110.00           | \$0.00          |                   |
| Yasaman Danesh Panahi | 3602 | Central Valley | OT Services | 2/21/25                   | 0.50                      | 0.5                | 110 | \$55.00            | \$0.00          |                   |
| Yasaman Danesh Panahi | 3602 | Central Valley | OT Services | 2/3/25                    | 0.50                      | 1                  | 110 | \$110.00           | \$0.00          |                   |
| Yasaman Danesh Panahi | 3602 | Central Valley | OT Services | 2/10/25                   | 0.50                      | 1                  | 110 | \$110.00           | \$0.00          |                   |
| Yasaman Danesh Panahi | 3602 | Central Valley | OT Services | 2/24/25                   | 0.50                      | 1                  | 110 | \$110.00           | \$0.00          |                   |
| Yasaman Danesh Panahi | 3602 | Central Valley | IEP Meeting | 2/4/25                    | 2.00                      | 2                  | 100 | \$200.00           | \$0.00          |                   |
| Yasaman Danesh Panahi | 3602 | Central Valley | IEP Meeting | 2/25/25                   | 1.00                      | 1                  | 100 | \$100.00           | \$0.00          |                   |
|                       |      |                |             | <b>Total for Service:</b> | <b>Total for Mileage:</b> | <b>Total Due:</b>  |     | <b>\$61,000.50</b> | <b>2,517.00</b> | <b>\$1,761.90</b> |
| <b>Total</b>          |      |                |             | <b>\$61,000.50</b>        | <b>\$1,761.90</b>         | <b>\$62,762.40</b> |     |                    |                 |                   |

Monterey Bay

BILLING INVOICE

|                 |  |          |   |
|-----------------|--|----------|---|
| Invoice #       | 3605   | Bill To: | California Online Public School   |
| Invoice Date:   | 2/28/25  | Attn:    | La Chelle Carter  |
| Name:           | El Paseo Children's Center Inc                           |          |   |
| Mailing Address | 74075 El Paseo Drive, Suite A2B<br>Palm Desert, CA 92260 |          | lacarter@calca.connectionsacademy.org<br>SPED-Finance@californiaops.org |
| Telephone       | 760-342-4900   |          | abatin@calca.connectionsacademy.org                                     |

| Provider             | Invoice # | Region       | Student | Service Type      | Service Date | Actual Service Time | Billable Service in hours | Hourly Fee | Amount Due for Service | Miles Traveled | Miles Traveled x .70 |
|----------------------|-----------|--------------|---------|-------------------|--------------|---------------------|---------------------------|------------|------------------------|----------------|----------------------|
| Adriana Covarubias   | 3605      | Monterey Bay |         | OT Services       | 2/3/25       | 0.50                | 1                         | 110        | \$110.00               |                | \$0.00               |
| Adriana Covarubias   | 3605      | Monterey Bay |         | OT Services       | 2/5/25       | 0.50                | 1                         | 110        | \$110.00               |                | \$0.00               |
| Adriana Covarubias   | 3605      | Monterey Bay |         | OT Services       | 2/6/25       | 0.50                | 1                         | 110        | \$110.00               |                | \$0.00               |
| Adriana Covarubias   | 3605      | Monterey Bay |         | OT Services       | 2/12/25      | 0.50                | 1                         | 110        | \$110.00               |                | \$0.00               |
| Adriana Covarubias   | 3605      | Monterey Bay |         | OT Services       | 2/19/25      | 0.50                | 1                         | 110        | \$110.00               |                | \$0.00               |
| Adriana Covarubias   | 3605      | Monterey Bay |         | OT Services       | 2/20/25      | 0.50                | 1                         | 110        | \$110.00               |                | \$0.00               |
| Adriana Covarubias   | 3605      | Monterey Bay |         | OT Services       | 2/24/25      | 0.50                | 1                         | 110        | \$110.00               |                | \$0.00               |
| Adriana Covarubias   | 3605      | Monterey Bay |         | OT Services       | 2/26/25      | 0.50                | 1                         | 110        | \$110.00               |                | \$0.00               |
| Adriana Covarubias   | 3605      | Monterey Bay |         | OT Services       | 2/10/25      | 0.50                | 0.5                       | 110        | \$55.00                |                | \$0.00               |
| Alejandra Anonical   | 3605      | Monterey Bay |         | IEP Meeting       | 2/7/25       | 1.00                | 1                         | 100        | \$100.00               |                | \$0.00               |
| Alejandra Anonical   | 3605      | Monterey Bay |         | IEP Meeting       | 2/25/25      | 1.50                | 1.5                       | 100        | \$150.00               |                | \$0.00               |
| Armando Alvarez Rico | 3605      | Monterey Bay |         | Speech Assessment | 2/3/25       | 10.50               | 10.5                      | *10        | \$1,155.00             |                | \$0.00               |
| Armando Alvarez Rico | 3605      | Monterey Bay |         | IEP               | 2/7/25       | 1.75                | 1.75                      | 100        | \$175.00               |                | \$0.00               |
| Brenda Rea           | 3605      | Monterey Bay |         | 510               | 2/4/25       | 0.50                | 1                         | 100        | \$100.00               |                | \$0.00               |
| Brenda Rea           | 3605      | Monterey Bay |         | 510               | 2/11/25      | 0.50                | 1                         | 100        | \$100.00               |                | \$0.00               |
| Brenda Rea           | 3605      | Monterey Bay |         | 510               | 2/18/25      | 0.50                | 1                         | 100        | \$100.00               |                | \$0.00               |
| Brenda Rea           | 3605      | Monterey Bay |         | 510               | 2/25/25      | 0.50                | 1                         | 100        | \$100.00               |                | \$0.00               |
| Brenda Rea           | 3605      | Monterey Bay |         | 510               | 2/11/25      | 0.50                | 1                         | 100        | \$100.00               |                | \$0.00               |
| Brenda Rea           | 3605      | Monterey Bay |         | 510               | 2/18/25      | 0.50                | 1                         | 100        | \$100.00               |                | \$0.00               |
| Brenda Rea           | 3605      | Monterey Bay |         | 510               | 2/25/25      | 0.50                | 1                         | 100        | \$100.00               |                | \$0.00               |
| Brenda Rea           | 3605      | Monterey Bay |         | 510               | 2/4/25       | 0.50                | 0.5                       | 100        | \$50.00                |                | \$0.00               |
| Brenda Rea           | 3605      | Monterey Bay |         | IEP               | 2/19/25      | 1.00                | 1                         | 100        | \$100.00               |                | \$0.00               |
| Elizabeth Ramirez    | 3605      | Monterey Bay |         | 510               | 2/21/25      | 0.50                | 1                         | 100        | \$100.00               |                | \$0.00               |
| Elizabeth Ramirez    | 3605      | Monterey Bay |         | IEP Meeting       | 2/19/25      | 1.00                | 1                         | 100        | \$100.00               |                | \$0.00               |
| Elizabeth Ramirez    | 3605      | Monterey Bay |         | IEP Meeting       | 2/25/25      | 1.25                | 1.25                      | 100        | \$125.00               |                | \$0.00               |
| Emily Chupek         | 3605      | Monterey Bay |         | Speech Services   | 2/21/25      | 0.50                | 1                         | 110        | \$110.00               |                | \$0.00               |
| Ericka Panayi        | 3605      | Monterey Bay |         | Speech Services   | 2/3/25       | 0.50                | 1                         | 110        | \$110.00               |                | \$0.00               |
| Ericka Panayi        | 3605      | Monterey Bay |         | Speech Services   | 2/5/25       | 0.50                | 1                         | 110        | \$110.00               |                | \$0.00               |
| Ericka Panayi        | 3605      | Monterey Bay |         | Speech Services   | 2/10/25      | 0.50                | 1                         | 110        | \$110.00               |                | \$0.00               |
| Ericka Panayi        | 3605      | Monterey Bay |         | Speech Services   | 2/12/25      | 0.50                | 1                         | 110        | \$110.00               |                | \$0.00               |
| Ericka Panayi        | 3605      | Monterey Bay |         | Speech Services   | 2/19/25      | 0.50                | 1                         | 110        | \$110.00               |                | \$0.00               |
| Ericka Panayi        | 3605      | Monterey Bay |         | Speech Services   | 2/24/25      | 0.50                | 1                         | 110        | \$110.00               |                | \$0.00               |
| Ericka Panayi        | 3605      | Monterey Bay |         | Speech Services   | 2/26/25      | 0.50                | 1                         | 110        | \$110.00               |                | \$0.00               |
| Ericka Panayi        | 3605      | Monterey Bay |         | Speech Services   | 2/6/25       | 1.00                | 1                         | 110        | \$110.00               |                | \$0.00               |
| Ericka Panayi        | 3605      | Monterey Bay |         | Speech Services   | 2/13/25      | 1.00                | 1                         | 110        | \$110.00               |                | \$0.00               |
| Ericka Panayi        | 3605      | Monterey Bay |         | Speech Services   | 2/20/25      | 1.00                | 1                         | 110        | \$110.00               |                | \$0.00               |
| Ericka Panayi        | 3605      | Monterey Bay |         | Speech Services   | 2/27/25      | 1.00                | 1                         | 110        | \$110.00               |                | \$0.00               |
| Ericka Panayi        | 3605      | Monterey Bay |         | Speech Services   | 2/3/25       | 0.50                | 1                         | 110        | \$110.00               |                | \$0.00               |
| Ericka Panayi        | 3605      | Monterey Bay |         | Speech Services   | 2/10/25      | 0.50                | 1                         | 110        | \$110.00               |                | \$0.00               |
| Ericka Panayi        | 3605      | Monterey Bay |         | Speech Services   | 2/24/25      | 0.50                | 1                         | 110        | \$110.00               |                | \$0.00               |
| Evette Rios          | 3605      | Monterey Bay |         | Speech Services   | 2/7/25       | 0.50                | 1                         | 110        | \$110.00               |                | \$0.00               |
| Evette Rios          | 3605      | Monterey Bay |         | Speech Services   | 2/14/25      | 0.50                | 1                         | 110        | \$110.00               |                | \$0.00               |
| Evette Rios          | 3605      | Monterey Bay |         | Speech Services   | 2/20/25      | 0.50                | 1                         | 110        | \$110.00               |                | \$0.00               |
| Evette Rios          | 3605      | Monterey Bay |         | Speech Services   | 2/27/25      | 0.50                | 1                         | 110        | \$110.00               |                | \$0.00               |
| Evette Rios          | 3605      | Monterey Bay |         | Speech Services   | 2/28/25      | 0.50                | 1                         | 110        | \$110.00               |                | \$0.00               |
| Evette Rios          | 3605      | Monterey Bay |         | Speech Services   | 2/21/25      | 0.50                | 0.5                       | 110        | \$55.00                |                | \$0.00               |
| Evette Rios          | 3605      | Monterey Bay |         | Speech Services   | 2/4/25       | 0.50                | 1                         | 110        | \$110.00               |                | \$0.00               |
| Evette Rios          | 3605      | Monterey Bay |         | Speech Services   | 2/11/25      | 0.50                | 1                         | 110        | \$110.00               |                | \$0.00               |
| Evette Rios          | 3605      | Monterey Bay |         | Speech Services   | 2/18/25      | 0.50                | 1                         | 110        | \$110.00               |                | \$0.00               |
| Evette Rios          | 3605      | Monterey Bay |         | Speech Services   | 2/25/25      | 0.50                | 1                         | 110        | \$110.00               |                | \$0.00               |

|                           |      |              |                  |         |      |     |     |          |        |          |
|---------------------------|------|--------------|------------------|---------|------|-----|-----|----------|--------|----------|
| Evette Rios               | 3605 | Monterey Bay | Speech Services  | 2/7/25  | 0.50 | 1   | 110 | \$110.00 |        | \$0.00   |
| Evette Rios               | 3605 | Monterey Bay | Speech Services  | 2/28/25 | 0.50 | 1   | 110 | \$110.00 |        | \$0.00   |
| Evette Rios               | 3605 | Monterey Bay | Speech Services  | 2/14/25 | 0.50 | 0.5 | 110 | \$55.00  |        | \$0.00   |
| Evette Rios               | 3605 | Monterey Bay | Speech Services  | 2/21/25 | 0.50 | 0.5 | 110 | \$55.00  |        | \$0.00   |
| Evette Rios               | 3605 | Monterey Bay | Speech Services  | 2/20/25 | 0.50 | 1   | 110 | \$110.00 |        | \$0.00   |
| Evette Rios               | 3605 | Monterey Bay | Speech Services  | 2/11/25 | 0.50 | 0.5 | 110 | \$55.00  |        | \$0.00   |
| Evette Rios               | 3605 | Monterey Bay | Speech Services  | 2/4/25  | 0.50 | 0.5 | 110 | \$55.00  |        | \$0.00   |
| Evette Rios               | 3605 | Monterey Bay | Speech Services  | 2/7/25  | 0.50 | 1   | 110 | \$110.00 |        | \$0.00   |
| Evette Rios               | 3605 | Monterey Bay | Speech Services  | 2/14/25 | 0.50 | 1   | 110 | \$110.00 |        | \$0.00   |
| Evette Rios               | 3605 | Monterey Bay | Speech Services  | 2/20/25 | 0.50 | 1   | 110 | \$110.00 |        | \$0.00   |
| Evette Rios               | 3605 | Monterey Bay | Speech Services  | 2/21/25 | 0.50 | 1   | 110 | \$110.00 |        | \$0.00   |
| Evette Rios               | 3605 | Monterey Bay | Speech Services  | 2/27/25 | 0.50 | 1   | 110 | \$110.00 |        | \$0.00   |
| Heidi Newton              | 3605 | Monterey Bay | Nurse Assessment | 2/11/25 | n/a  | n/a | n/a | \$700.00 | 123.80 | \$86.66  |
| Heidi Newton              | 3605 | Monterey Bay | Nurse Assessment | 2/1/25  | n/a  | n/a | n/a | \$700.00 | 244.10 | \$170.87 |
| Heidi Newton              | 3605 | Monterey Bay | Nurse Assessment | 2/3/25  | n/a  | n/a | n/a | \$700.00 | 75.3   | \$52.71  |
| Heidi Newton              | 3605 | Monterey Bay | Nurse Assessment | 2/4/25  | n/a  | n/a | n/a | \$700.00 | 41.5   | \$29.05  |
| Heidi Newton              | 3605 | Monterey Bay | Nurse Assessment | 2/11/25 | n/a  | n/a | n/a | \$700.00 | 97.8   | \$68.46  |
| Heidi Newton              | 3605 | Monterey Bay | Nurse Assessment | 2/11/25 | n/a  | n/a | n/a | \$700.00 | 99.6   | \$69.72  |
| Heidi Newton              | 3605 | Monterey Bay | Nurse Assessment | 2/23/25 | n/a  | n/a | n/a | \$700.00 | 45.6   | \$31.92  |
| Heidi Newton              | 3605 | Monterey Bay | Nurse Assessment | 2/27/25 | n/a  | n/a | n/a | \$700.00 | 15.1   | \$10.57  |
| Heidi Newton              | 3605 | Monterey Bay | Nurse Assessment | 2/28/25 | n/a  | n/a | n/a | \$700.00 | 14.1   | \$9.87   |
| Jill Gillette             | 3605 | Monterey Bay | 520              | 2/3/25  | 1.00 | 0.5 | 120 | \$60.00  |        | \$0.00   |
| Jill Gillette             | 3605 | Monterey Bay | 520              | 2/24/25 | 1.00 | 0.5 | 120 | \$60.00  |        | \$0.00   |
| Jill Gillette             | 3605 | Monterey Bay | 520              | 2/11/25 | 1.00 | 1   | 120 | \$120.00 |        | \$0.00   |
| Jill Gillette             | 3605 | Monterey Bay | 520              | 2/25/25 | 1.00 | 1   | 120 | \$120.00 |        | \$0.00   |
| Jill Gillette             | 3605 | Monterey Bay | 510              | 2/3/25  | 0.50 | 1   | 100 | \$100.00 |        | \$0.00   |
| Jill Gillette             | 3605 | Monterey Bay | 510              | 2/10/25 | 0.50 | 1   | 100 | \$100.00 |        | \$0.00   |
| Jill Gillette             | 3605 | Monterey Bay | 510              | 2/24/25 | 0.50 | 0.5 | 100 | \$50.00  |        | \$0.00   |
| Kasey Galk                | 3605 | Monterey Bay | APE Services     | 2/4/25  | 0.50 | 1   | 110 | \$110.00 |        | \$0.00   |
| Kasey Galk                | 3605 | Monterey Bay | APE Services     | 2/11/25 | 0.50 | 1   | 110 | \$110.00 |        | \$0.00   |
| Kasey Galk                | 3605 | Monterey Bay | APE Services     | 2/26/25 | 0.50 | 1   | 110 | \$110.00 |        | \$0.00   |
| Kasey Galk                | 3605 | Monterey Bay | APE Services     | 2/24/25 | 0.50 | 1   | 110 | \$110.00 |        | \$0.00   |
| Kelly Dunn                | 3605 | Monterey Bay | IEP Meeting      | 2/14/25 | 1.00 | 1   | 100 | \$100.00 |        | \$0.00   |
| Lauren Gotelli (Williams) | 3605 | Monterey Bay | Speech Services  | 2/3/25  | 0.50 | 1   | 110 | \$110.00 |        | \$0.00   |
| Lauren Gotelli (Williams) | 3605 | Monterey Bay | Speech Services  | 2/10/25 | 0.50 | 1   | 110 | \$110.00 |        | \$0.00   |
| Lauren Gotelli (Williams) | 3605 | Monterey Bay | Speech Services  | 2/24/25 | 0.50 | 0.5 | 110 | \$55.00  |        | \$0.00   |
| Lauren Gotelli (Williams) | 3605 | Monterey Bay | Speech Services  | 2/24/25 | 0.50 | 1   | 110 | \$110.00 |        | \$0.00   |
| Lauren Gotelli (Williams) | 3605 | Monterey Bay | Speech Services  | 2/3/25  | 0.50 | 1   | 110 | \$110.00 |        | \$0.00   |
| Lauren Gotelli (Williams) | 3605 | Monterey Bay | Speech Services  | 2/10/25 | 0.50 | 1   | 110 | \$110.00 |        | \$0.00   |
| Mae Belin Vital           | 3605 | Monterey Bay | Speech Services  | 2/19/25 | 0.50 | 1   | 110 | \$110.00 |        | \$0.00   |
| Mae Belin Vital           | 3605 | Monterey Bay | Speech Services  | 2/26/25 | 0.50 | 1   | 110 | \$110.00 |        | \$0.00   |
| Mae Belin Vital           | 3605 | Monterey Bay | Speech Services  | 2/6/25  | 0.50 | 1   | 110 | \$110.00 |        | \$0.00   |
| Mae Belin Vital           | 3605 | Monterey Bay | Speech Services  | 2/27/25 | 0.50 | 1   | 110 | \$110.00 |        | \$0.00   |
| Mae Belin Vital           | 3605 | Monterey Bay | Speech Services  | 2/6/25  | 1.00 | 1   | 110 | \$110.00 |        | \$0.00   |
| Mae Belin Vital           | 3605 | Monterey Bay | Speech Services  | 2/14/25 | 1.00 | 1   | 110 | \$110.00 |        | \$0.00   |
| Mae Belin Vital           | 3605 | Monterey Bay | Speech Services  | 2/18/25 | 0.50 | 1   | 110 | \$110.00 |        | \$0.00   |
| Mae Belin Vital           | 3605 | Monterey Bay | Speech Services  | 2/20/25 | 0.50 | 1   | 110 | \$110.00 |        | \$0.00   |
| Mae Belin Vital           | 3605 | Monterey Bay | Speech Services  | 2/25/25 | 0.50 | 1   | 110 | \$110.00 |        | \$0.00   |
| Mae Belin Vital           | 3605 | Monterey Bay | Speech Services  | 2/4/25  | 0.50 | 1   | 110 | \$110.00 |        | \$0.00   |
| Mae Belin Vital           | 3605 | Monterey Bay | Speech Services  | 2/6/25  | 0.50 | 1   | 110 | \$110.00 |        | \$0.00   |
| Mae Belin Vital           | 3605 | Monterey Bay | Speech Services  | 2/11/25 | 0.50 | 1   | 110 | \$110.00 |        | \$0.00   |
| Mae Belin Vital           | 3605 | Monterey Bay | Speech Services  | 2/13/25 | 0.50 | 1   | 110 | \$110.00 |        | \$0.00   |
| Mae Belin Vital           | 3605 | Monterey Bay | Speech Services  | 2/27/25 | 0.50 | 0.5 | 110 | \$55.00  |        | \$0.00   |
| Mae Belin Vital           | 3605 | Monterey Bay | IEP Meeting      | 2/13/25 | 1.00 | 1   | 100 | \$100.00 |        | \$0.00   |
| Mae Belin Vital           | 3605 | Monterey Bay | IEP Meeting      | 2/14/25 | 0.50 | 0.5 | 100 | \$50.00  |        | \$0.00   |
| Melanie Segrave           | 3605 | Monterey Bay | 515              | 2/4/25  | 0.50 | 1   | 95  | \$95.00  |        | \$0.00   |
| Melanie Segrave           | 3605 | Monterey Bay | 515              | 2/11/25 | 0.50 | 1   | 95  | \$95.00  |        | \$0.00   |
| Melanie Segrave           | 3605 | Monterey Bay | 510              | 2/6/25  | 0.50 | 1   | 100 | \$100.00 |        | \$0.00   |
| Melanie Segrave           | 3605 | Monterey Bay | 510              | 2/13/25 | 0.50 | 1   | 100 | \$100.00 |        | \$0.00   |
| Mercedes Alin             | 3605 | Monterey Bay | Speech Services  | 2/26/25 | 0.50 | 1   | 110 | \$110.00 |        | \$0.00   |

|                       |      |              |  |                           |                           |      |                  |     |                    |                 |                   |
|-----------------------|------|--------------|--|---------------------------|---------------------------|------|------------------|-----|--------------------|-----------------|-------------------|
| Mercedes Allin        | 3605 | Monterey Bay |  | Speech Services           | 2/4/25                    | 0.50 | 1                | 110 | \$110.00           |                 | \$0.00            |
| Mercedes Allin        | 3605 | Monterey Bay |  | Speech Services           | 2/6/25                    | 0.50 | 1                | 110 | \$110.00           |                 | \$0.00            |
| Mercedes Allin        | 3605 | Monterey Bay |  | Speech Services           | 2/11/25                   | 0.50 | 1                | 110 | \$110.00           |                 | \$0.00            |
| Mercedes Allin        | 3605 | Monterey Bay |  | Speech Services           | 2/13/25                   | 0.50 | 1                | 110 | \$110.00           |                 | \$0.00            |
| Mercedes Allin        | 3605 | Monterey Bay |  | Speech Services           | 2/18/25                   | 0.50 | 1                | 110 | \$110.00           |                 | \$0.00            |
| Mercedes Allin        | 3605 | Monterey Bay |  | Speech Services           | 2/25/25                   | 0.50 | 1                | 110 | \$110.00           |                 | \$0.00            |
| Mercedes Allin        | 3605 | Monterey Bay |  | Speech Services           | 2/20/25                   | 0.50 | 0.5              | 110 | \$55.00            |                 | \$0.00            |
| Monika Mabe           | 3605 | Monterey Bay |  | 510                       | 2/3/25                    | 0.50 | 0.5              | 100 | \$50.00            |                 | \$0.00            |
| Monika Mabe           | 3605 | Monterey Bay |  | 510                       | 2/10/25                   | 0.50 | 0.5              | 100 | \$50.00            |                 | \$0.00            |
| Monika Mabe           | 3605 | Monterey Bay |  | 510                       | 2/24/25                   | 0.50 | 0.5              | 100 | \$50.00            |                 | \$0.00            |
| Monika Mabe           | 3605 | Monterey Bay |  | 515                       | 2/3/25                    | 0.50 | 1                | 95  | \$95.00            |                 | \$0.00            |
| Monika Mabe           | 3605 | Monterey Bay |  | 515                       | 2/10/25                   | 0.50 | 0.5              | 95  | \$47.50            |                 | \$0.00            |
| Monika Mabe           | 3605 | Monterey Bay |  | 515                       | 2/24/25                   | 0.50 | 0.5              | 95  | \$47.50            |                 | \$0.00            |
| Monika Mabe           | 3605 | Monterey Bay |  | 510                       | 2/26/25                   | 0.25 | 1                | 100 | \$100.00           |                 | \$0.00            |
| Monika Mabe           | 3605 | Monterey Bay |  | IEP Meeting               | 2/18/25                   | 1.00 | 1                | 100 | \$100.00           |                 | \$0.00            |
| Monika Mabe           | 3605 | Monterey Bay |  | IEP Meeting               | 2/14/25                   | 0.50 | 0.5              | 100 | \$50.00            |                 | \$0.00            |
| Monique Nguyen        | 3605 | Monterey Bay |  | IEP Meeting               | 2/14/25                   | 1.00 | 1                | 100 | \$100.00           |                 | \$0.00            |
| Rashida Wiggins       | 3605 | Monterey Bay |  | FBA Assessment            | 2/7/25                    | n/a  | n/a              | n/a | \$1,950.00         | 322.00          | \$225.40          |
| Rashida Wiggins       | 3605 | Monterey Bay |  | Ed Psych Assessment       | 2/8/25                    | n/a  | n/a              | n/a | \$1,950.00         | 370.00          | \$259.00          |
| Rashida Wiggins       | 3605 | Monterey Bay |  | Ed Psych Assessment       | 2/8/25                    | n/a  | n/a              | n/a | \$1,950.00         | 244.00          | \$170.80          |
| Reginald Boyd         | 3605 | Monterey Bay |  | 510                       | 2/3/25                    | 0.80 | 1.00             | 100 | \$100.00           |                 | \$0.00            |
| Reginald Boyd         | 3605 | Monterey Bay |  | 510                       | 2/10/25                   | 0.80 | 1                | 100 | \$100.00           |                 | \$0.00            |
| Reginald Boyd         | 3605 | Monterey Bay |  | 510                       | 2/24/25                   | 0.80 | 0.5              | 100 | \$50.00            |                 | \$0.00            |
| Reginald Boyd         | 3605 | Monterey Bay |  | 510                       | 2/18/25                   | 0.75 | 1.00             | 100 | \$100.00           |                 | \$0.00            |
| Reginald Boyd         | 3605 | Monterey Bay |  | 510                       | 2/20/25                   | 0.75 | 1.00             | 100 | \$100.00           |                 | \$0.00            |
| Reginald Boyd         | 3605 | Monterey Bay |  | 510                       | 2/27/25                   | 0.75 | 1.00             | 100 | \$100.00           |                 | \$0.00            |
| Reginald Boyd         | 3605 | Monterey Bay |  | 510                       | 2/6/25                    | 0.75 | 1.00             | 100 | \$100.00           |                 | \$0.00            |
| Reginald Boyd         | 3605 | Monterey Bay |  | 510                       | 2/13/25                   | 0.50 | 1.00             | 100 | \$100.00           |                 | \$0.00            |
| Reginald Boyd         | 3605 | Monterey Bay |  | 510                       | 2/26/25                   | 0.50 | 1.00             | 100 | \$100.00           |                 | \$0.00            |
| Reginald Boyd         | 3605 | Monterey Bay |  | 510                       | 2/10/25                   | 0.80 | 1                | 100 | \$100.00           |                 | \$0.00            |
| Reginald Boyd         | 3605 | Monterey Bay |  | 510                       | 2/27/25                   | 0.80 | 1                | 100 | \$100.00           |                 | \$0.00            |
| Reginald Boyd         | 3605 | Monterey Bay |  | IEP Meeting               | 2/7/25                    | 1.00 | 1                | 100 | \$100.00           |                 | \$0.00            |
| Terrie Schoch         | 3605 | Monterey Bay |  | 510                       | 2/5/25                    | 0.50 | 1.00             | 100 | \$100.00           |                 | \$0.00            |
| Terrie Schoch         | 3605 | Monterey Bay |  | 510                       | 2/12/25                   | 0.50 | 1.00             | 100 | \$100.00           |                 | \$0.00            |
| Terrie Schoch         | 3605 | Monterey Bay |  | 510                       | 2/19/25                   | 0.50 | 0.50             | 100 | \$50.00            |                 | \$0.00            |
| Terrie Schoch         | 3605 | Monterey Bay |  | 510                       | 2/26/25                   | 0.50 | 0.50             | 100 | \$50.00            |                 | \$0.00            |
| Tina Kim              | 3605 | Monterey Bay |  | IEP Meeting               | 2/25/25                   | 1.00 | 1                | 100 | \$100.00           |                 | \$0.00            |
| Vahe Amirian          | 3605 | Monterey Bay |  | Ed Psych Assessment       | 1/31/25                   | n/a  | n/a              | n/a | \$1,950.00         |                 | \$0.00            |
| Vanessa Abraham       | 3605 | Monterey Bay |  | IEP Meeting               | 2/14/25                   | 1.50 | 1.5              | 100 | \$150.00           |                 | \$0.00            |
| Yasaman Danesh-Panahi | 3605 | Monterey Bay |  | IEP Meeting               | 2/13/25                   | 1.00 | 1                | 100 | \$100.00           |                 | \$0.00            |
| Yasaman Danesh-Panahi | 3605 | Monterey Bay |  | OT Services               | 2/5/25                    | 0.50 | 1                | 110 | \$110.00           |                 | \$0.00            |
| Yasaman Danesh-Panahi | 3605 | Monterey Bay |  | OT Services               | 2/12/25                   | 0.50 | 1                | 110 | \$110.00           |                 | \$0.00            |
| Yasaman Danesh-Panahi | 3605 | Monterey Bay |  | OT Services               | 2/19/25                   | 0.50 | 1                | 110 | \$110.00           |                 | \$0.00            |
| Yasaman Danesh-Panahi | 3605 | Monterey Bay |  | OT Services               | 2/26/25                   | 0.50 | 0.5              | 110 | \$55.00            |                 | \$0.00            |
| Yasaman Danesh-Panahi | 3605 | Monterey Bay |  | OT Services               | 2/6/25                    | 0.50 | 0.5              | 110 | \$55.00            |                 | \$0.00            |
| Yasaman Danesh-Panahi | 3605 | Monterey Bay |  | OT Services               | 2/11/25                   | 0.50 | 1                | 110 | \$110.00           |                 | \$0.00            |
| Yasaman Danesh-Panahi | 3605 | Monterey Bay |  | OT Services               | 2/25/25                   | 0.50 | 1                | 110 | \$110.00           |                 | \$0.00            |
| Yasaman Danesh-Panahi | 3605 | Monterey Bay |  | OT Services               | 2/4/25                    | 0.50 | 0.5              | 110 | \$55.00            |                 | \$0.00            |
| Yasaman Danesh-Panahi | 3605 | Monterey Bay |  | OT Services               | 2/18/25                   | 0.50 | 0.5              | 110 | \$55.00            |                 | \$0.00            |
| Yasaman Danesh-Panahi | 3605 | Monterey Bay |  | OT Services               | 2/5/25                    | 0.50 | 1                | 110 | \$110.00           |                 | \$0.00            |
| Yasaman Danesh-Panahi | 3605 | Monterey Bay |  | OT Services               | 2/19/25                   | 0.50 | 1                | 110 | \$110.00           |                 | \$0.00            |
| Yasaman Danesh-Panahi | 3605 | Monterey Bay |  | OT Services               | 2/26/25                   | 0.50 | 1                | 110 | \$110.00           |                 | \$0.00            |
| Yasaman Danesh-Panahi | 3605 | Monterey Bay |  | OT Services               | 2/12/25                   | 0.50 | 0.5              | 110 | \$55.00            |                 | \$0.00            |
| Yasaman Danesh-Panahi | 3605 | Monterey Bay |  | OT Services               | 2/4/25                    | 0.50 | 1                | 110 | \$110.00           |                 | \$0.00            |
| Yasaman Danesh-Panahi | 3605 | Monterey Bay |  | OT Services               | 2/4/25                    | 0.50 | 1                | 110 | \$110.00           |                 | \$0.00            |
| Yasaman Danesh-Panahi | 3605 | Monterey Bay |  | OT Services               | 2/11/25                   | 0.50 | 1                | 110 | \$110.00           |                 | \$0.00            |
| Yasaman Danesh-Panahi | 3605 | Monterey Bay |  | OT Services               | 2/18/25                   | 0.50 | 1                | 110 | \$110.00           |                 | \$0.00            |
| Yasaman Danesh-Panahi | 3605 | Monterey Bay |  | OT Services               | 2/25/25                   | 0.50 | 1                | 110 | \$110.00           |                 | \$0.00            |
|                       |      |              |  | <b>Total for Service:</b> | <b>Total for Mileage:</b> |      | <b>TOTAL DUE</b> |     | <b>\$30,385.00</b> | <b>1,692.90</b> | <b>\$1,185.03</b> |
| <b>Total</b>          |      |              |  | \$30,385.00               | \$1,185.03                |      | \$31,570.03      |     |                    |                 |                   |



Finance CalOPS <finance@californiaops.org>

## Fwd: HSA Funding Activity Initiated

Tracy Le <tle@californiaops.org>  
To: Finance CalOPS <finance@californiaops.org>  
Cc: CalOPS Human Resources - Payroll <payroll@californiaops.org>

Fri, Apr 25, 2025 at 8:37 AM

Please see the HSA contribution for the 4/25 payroll below.

Tracy Le  
Assistant Director of Human Resources  
949-529-1667  
Pronouns: she/her



*Our real legacy is not what we accomplish individually but what we do for others and how we motivate them to work together for a common goal.*

Statement of Confidentiality: The contents of this e-mail message and any attachments are intended solely for the addressee. The information may also be confidential and/or legally privileged. This transmission is sent for the sole purpose of delivery to the intended recipient. If you have received this transmission in error, any use, reproduction, or dissemination of this transmission is strictly prohibited. If you are not the intended recipient, please immediately notify the sender by reply e-mail and delete this message and its attachments, if any. E-mail is covered by the Electronic Communications Privacy Act, 18 USC SS 2510-2521 and is legally privileged.

Begin forwarded message:

**From:** noreply@goigoe.com  
**Date:** April 25, 2025 at 3:40:51 AM PDT  
**To:** tle@californiaops.org  
**Subject:** HSA Funding Activity Initiated



### HSA Payroll Funding Details of California Online Public Schools

|                  |  |
|------------------|--|
| Account Name:    | California Online Public Schools HSA Funding |
| Activity amount: | \$21,342.50                                  |
| Activity date:   | 04/24/2025                                   |

Your funding account will be debited for the amount listed above. This amount is reflective of deposits to your employees' HSA. You are receiving this notice as one of the following activities has taken place:

- A payroll contribution file has been imported into our system on your behalf
- Deposits have been successfully recorded using the contribution manager

- An account pending CIP has been successfully opened


For details about the specific account level activity, you can reference the HSA Payroll Reconciliation Report in the employer portal or you can go to the Contribution Manager to view your pending and successful payroll deposits. Due to timing, transaction details may not be available until tomorrow morning. In a future enhancement, account level detail will be available in a new invoicing screen to further help with record keeping and reconciliation.

If you have any questions regarding this email or its contents, please reach out to your Client Relations Executive.

Thank you for your partnership,

Igoe Administrative Services

---

 **mime-attachment**  
2K

# J.P.Morgan

JPMORGAN CHASE BANK NA  
 P.O. BOX 15918  
 MAIL SUITE DE1-1404  
 WILMINGTON DE 19850

|                  |                     |
|------------------|---------------------|
| ACCOUNT NUMBER   | 4485 9279 0004 8836 |
| PAYMENT DUE DATE | 04/25/2025          |
| AMOUNT DUE       | \$118,946.14        |
| CURRENT BALANCE  | \$118,946.14        |

Remit To: JPMORGAN CHASE BANK NA  
 P.O. BOX 4475  
 CAROL STREAM, IL 60197-4475

|                    |
|--------------------|
| AMOUNT ENCLOSED \$ |
|--------------------|

CALOPS  
 DEBORAH LARSON  
 33272 VALLE RD  
 SAN JUAN CAPISTRANO CA 92675-4842

\*\*\* 0000000

448592790004883611894614118946149

PLEASE TEAR PAYMENT COUPON AT PERFORATION

| STATEMENT MESSAGES |
|--------------------|
|                    |

| COMMERCIAL ACCOUNT SUMMARY  |
|---|
| ORGANIZATION NAME: CALOPS<br><br>ACCOUNT NUMBER: 4485927900048836 |

|   |  |                  |            |                             |            |               |     |         |        |          |             |                      |     |                  |     |                 |     |                    |                   |                   |            |                 |     |
|---|--|------------------|------------|-----------------------------|------------|---------------|-----|---------|--------|----------|-------------|----------------------|-----|------------------|-----|-----------------|-----|--------------------|-------------------|-------------------|------------|-----------------|-----|
| CLOSING DATE                      03-31-25<br>CREDIT LIMIT                      1,000,000<br>AVAILABLE CREDIT                881,054<br><br>FOR CUSTOMER SERVICE CALL:<br>1-800-316-6056<br><br>FOR TTY/TDD SERVICE CALL:<br>1-800-955-8060<br><br>SEND BILLING INQUIRIES TO:<br><br>JPMORGAN CHASE BANK NA<br>COMMERCIAL CARD SOLUTIONS<br>P.O. BOX 2015<br>MAIL SUITE IL1-6225<br>ELGIN, IL 60121 | <table border="1"> <tr> <td>PREVIOUS BALANCE</td> <td style="text-align: right;">101,055.57</td> </tr> <tr> <td>PURCHASES AND OTHER CHARGES</td> <td style="text-align: right;">119,364.37</td> </tr> <tr> <td>CASH ADVANCES</td> <td style="text-align: right;">.00</td> </tr> <tr> <td>CREDITS</td> <td style="text-align: right;">418.23</td> </tr> <tr> <td>PAYMENTS</td> <td style="text-align: right;">101,055.57-</td> </tr> <tr> <td>LATE PAYMENT CHARGES</td> <td style="text-align: right;">.00</td> </tr> <tr> <td>CASH ADVANCE FEE</td> <td style="text-align: right;">.00</td> </tr> <tr> <td>FINANCE CHARGES</td> <td style="text-align: right;">.00</td> </tr> <tr> <td><b>NEW BALANCE</b></td> <td style="text-align: right;"><b>118,946.14</b></td> </tr> <tr> <td>TOTAL PAYMENT DUE</td> <td style="text-align: right;">118,946.14</td> </tr> <tr> <td>DISPUTED AMOUNT</td> <td style="text-align: right;">.00</td> </tr> </table> | PREVIOUS BALANCE | 101,055.57 | PURCHASES AND OTHER CHARGES | 119,364.37 | CASH ADVANCES | .00 | CREDITS | 418.23 | PAYMENTS | 101,055.57- | LATE PAYMENT CHARGES | .00 | CASH ADVANCE FEE | .00 | FINANCE CHARGES | .00 | <b>NEW BALANCE</b> | <b>118,946.14</b> | TOTAL PAYMENT DUE | 118,946.14 | DISPUTED AMOUNT | .00 |
| PREVIOUS BALANCE  | 101,055.57   |                  |            |                             |            |               |     |         |        |          |             |                      |     |                  |     |                 |     |                    |                   |                   |            |                 |     |
| PURCHASES AND OTHER CHARGES   | 119,364.37   |                  |            |                             |            |               |     |         |        |          |             |                      |     |                  |     |                 |     |                    |                   |                   |            |                 |     |
| CASH ADVANCES   | .00  |                  |            |                             |            |               |     |         |        |          |             |                      |     |                  |     |                 |     |                    |                   |                   |            |                 |     |
| CREDITS   | 418.23   |                  |            |                             |            |               |     |         |        |          |             |                      |     |                  |     |                 |     |                    |                   |                   |            |                 |     |
| PAYMENTS  | 101,055.57-  |                  |            |                             |            |               |     |         |        |          |             |                      |     |                  |     |                 |     |                    |                   |                   |            |                 |     |
| LATE PAYMENT CHARGES  | .00  |                  |            |                             |            |               |     |         |        |          |             |                      |     |                  |     |                 |     |                    |                   |                   |            |                 |     |
| CASH ADVANCE FEE  | .00  |                  |            |                             |            |               |     |         |        |          |             |                      |     |                  |     |                 |     |                    |                   |                   |            |                 |     |
| FINANCE CHARGES   | .00  |                  |            |                             |            |               |     |         |        |          |             |                      |     |                  |     |                 |     |                    |                   |                   |            |                 |     |
| <b>NEW BALANCE</b>  | <b>118,946.14</b>  |                  |            |                             |            |               |     |         |        |          |             |                      |     |                  |     |                 |     |                    |                   |                   |            |                 |     |
| TOTAL PAYMENT DUE   | 118,946.14   |                  |            |                             |            |               |     |         |        |          |             |                      |     |                  |     |                 |     |                    |                   |                   |            |                 |     |
| DISPUTED AMOUNT   | .00  |                  |            |                             |            |               |     |         |        |          |             |                      |     |                  |     |                 |     |                    |                   |                   |            |                 |     |

|                                   |        |
|-----------------------------------|--------|
| ACCT. NUMBER: 4485 9279 0004 8836 | CALOPS |
|-----------------------------------|--------|

**COMMERCIAL ACCOUNT ACTIVITY**

|   |  |
|---|--|
| <b>CALOPS</b><br>4485-9279-0004-8836<br><b>ACCOUNTING CODE:</b> | <b>TOTAL COMMERCIAL ACTIVITY</b><br>\$101,055.57CR |
|---|--|

| Post Date | Tran Date | Reference Number | Transaction Description | Amount       |
|-----------|-----------|------------------|-------------------------|--------------|
| 03-25     | 03-25     |                  | AUTO PAYMENT DEDUCTION  | 101,055.57CR |

**INDIVIDUAL CARDHOLDER ACTIVITY**

|  |                |                  |                 |                       |
|--|----------------|------------------|-----------------|-----------------------|
| <b>PHIL WENKER</b><br>4485-9200-0134-9682<br><b>ACCOUNTING CODE:</b> | <b>CREDITS</b> | <b>PURCHASES</b> | <b>CASH ADV</b> | <b>TOTAL ACTIVITY</b> |
|  | \$0.00         | \$22.00          | \$0.00          | \$22.00               |

**Travel Activity**

| Post Date                    | Tran Date | Reference Number        | Transaction Description                                       | Amount         |
|------------------------------|-----------|-------------------------|---|----------------|
| 03-03                        | 02-27     | 24892185059109470228825 | RESIDENCE INN SAN JUAN CAPI CA<br>39 715<br>ARRIVAL: 02-26-25 | 20.00          |
| 03-03                        | 02-27     | 24892185059109470228833 | RESIDENCE INN SAN JUAN CAPI CA<br>39 715<br>ARRIVAL: 02-26-25 | 2.00           |
| <b>Total Travel Activity</b> |           |                         |   | <b>\$22.00</b> |

|  |                |                  |                 |                       |
|--|----------------|------------------|-----------------|-----------------------|
| <b>BERNADETTE JAMERO</b><br>4485-9200-0441-9334<br><b>ACCOUNTING CODE:</b> | <b>CREDITS</b> | <b>PURCHASES</b> | <b>CASH ADV</b> | <b>TOTAL ACTIVITY</b> |
|  | \$0.00         | \$58.62          | \$0.00          | \$58.62               |

**Purchasing Activity**

| Post Date                        | Tran Date | Reference Number        | Transaction Description   | Amount         |
|----------------------------------|-----------|-------------------------|---|----------------|
| 03-12                            | 03-11     | 24943005071165847754433 | RITE AID 06014 OAKDALE CA<br>P.O.S.: 00887499 SALES TAX: 0.53                     | 6.82           |
| 03-13                            | 03-11     | 24427335071710037259010 | SAVE MART #100 RIPO RIPON CA<br>P.O.S.: 08175510100VPRY7043727536 SALES TAX: 0.00 | 51.80          |
| <b>Total Purchasing Activity</b> |           |                         |   | <b>\$58.62</b> |

|   |                |                  |                 |                       |
|---|----------------|------------------|-----------------|-----------------------|
| <b>RICHARD SAVAGE</b><br>4485-9200-2831-8078<br><b>ACCOUNTING CODE:</b> | <b>CREDITS</b> | <b>PURCHASES</b> | <b>CASH ADV</b> | <b>TOTAL ACTIVITY</b> |
|   | \$0.00         | \$4,312.96       | \$0.00          | \$4,312.96            |

**Purchasing Activity**

| Post Date                        | Tran Date | Reference Number        | Transaction Description                 | Amount         |
|----------------------------------|-----------|-------------------------|---|----------------|
| 03-13                            | 03-12     | 24137485071100265850882 | TST* RICK'S DESSERT DINER SACRAMENTO CA | 62.41          |
| <b>Total Purchasing Activity</b> |           |                         |   | <b>\$62.41</b> |

**Travel Activity**

| Post Date | Tran Date | Reference Number        | Transaction Description   | Amount |
|-----------|-----------|-------------------------|---|--------|
| 03-03     | 02-28     | 24892185059109152184209 | COWBOY CIAO KSK N3 PHX PHOENIX AZ<br>P.O.S.: 1542384881428153 SALES TAX: 2.13 | 26.90  |
| 03-03     | 02-27     | 24892185059109470228583 | RESIDENCE INN SAN JUAN CAPI CA<br>39 709<br>ARRIVAL: 02-25-25                 | 656.60 |

|                                   |        |
|-----------------------------------|--------|
| ACCT. NUMBER: 4485 9279 0004 8836 | CALOPS |
|-----------------------------------|--------|

**INDIVIDUAL CARDHOLDER ACTIVITY**

| Travel Activity              |           |                         |  |                   |
|------------------------------|-----------|-------------------------|--|-------------------|
| Post Date                    | Tran Date | Reference Number        | Transaction Description  | Amount            |
| 03-03                        | 02-28     | 24801975080258566663121 | CITY OF IDAHO FALLS - AI IDAHO FALLS ID<br>P.O.S.: 14300006 SALES TAX: 1.53          | 27.00             |
| 03-10                        | 03-09     | 24055235089268224108297 | MIKUNI JAPANESE RESTAURA SACRAMENTO CA   | 160.95            |
| 03-11                        | 03-09     | 24892185069108572903014 | IN-N-OUT NATOMAS 2 NATOMAS CA<br>P.O.S.: 028489 SALES TAX: 0.00                      | 11.80             |
| 03-13                        | 03-12     | 24137465071100285850589 | TST* TEQUILA MUSEO MAYAHU SACRAMENTO CA  | 147.85            |
| 03-13                        | 03-12     | 24892185071100413886102 | SQ *THEE UPPER CRUST PIZZ SACRAMENTO CA<br>P.O.S.: 00011529215152020 SALES TAX: 5.47 | 97.14             |
| 03-14                        | 03-13     | 24164075072080216361056 | NATIONAL CAR RENTAL SACRAMENTO CA<br>240184904                                       | 319.00            |
| 03-14                        | 03-13     | 24427335072740281261876 | MCDONALD'S F35911 ELK GROVE CA<br>P.O.S.: 08597355911VP TY7028126187 SALES TAX: 0.00 | 11.07             |
| 03-14                        | 03-13     | 24801975073272295543483 | CITY OF IDAHO FALLS - AI IDAHO FALLS ID<br>P.O.S.: 14600144 SALES TAX: 2.55          | 45.00             |
| 03-14                        | 03-12     | 24943005072166588104235 | HYATT REGENCY SCRMENTO F& SACRAMENTO CA  | 249.19            |
| 03-17                        | 03-13     | 24445005073500843209920 | WENDY'S 11375 CAVE CREEK AZ<br>P.O.S.: 10020313002 SALES TAX: 1.03                   | 13.02             |
| 03-17                        | 03-13     | 24892185073102010072965 | SHERATON GRD SCRMENTO SACRAMENTO CA<br>278876 ARRIVAL: 03-09-25                      | 2,428.63          |
| 03-17                        | 03-13     | 24892185073102048293955 | IN-N-OUT NATOMAS 2 NATOMAS CA<br>P.O.S.: 006452 SALES TAX: 0.00                      | 23.49             |
| <b>Total Travel Activity</b> |           |                         |  | <b>\$4,217.64</b> |
| Fleet Activity               |           |                         |  |                   |
| Post Date                    | Tran Date | Reference Number        | Transaction Description  | Amount            |
| 03-17                        | 03-13     | 24122545073272755993783 | ARCO#83059GREEN DESERT O SACRAMENTO CA<br>P.O.S.: 00110418 SALES TAX: 0.00           | 32.91             |
| <b>Total Fleet Activity</b>  |           |                         |  | <b>\$32.91</b>    |

|  |                |                  |                 |                       |
|--|----------------|------------------|-----------------|-----------------------|
| <b>RICARDO ROMERO</b><br>4485-9200-9854-8339 | <b>CREDITS</b> | <b>PURCHASES</b> | <b>CASH ADV</b> | <b>TOTAL ACTIVITY</b> |
|  | \$0.00         | \$3,824.08       | \$0.00          | \$3,824.08            |
| <b>ACCOUNTING CODE:</b>                      |                |                  |                 |                       |

| Travel Activity |           |                         |   |          |
|-----------------|-----------|-------------------------|---|----------|
| Post Date       | Tran Date | Reference Number        | Transaction Description   | Amount   |
| 03-03           | 02-27     | 24892185059109470226617 | RESIDENCE INN SAN JUAN CAPI CA<br>39 715 ARRIVAL: 02-25-25      | 689.60   |
| 03-11           | 03-09     | 24013395069002027045759 | BURBANK AIRPORT FOOD & BE BURBANK CA                            | 20.57    |
| 03-13           | 03-12     | 24055235072271389097999 | MIKUNI JAPANESE RESTAURA SACRAMENTO CA                          | 183.47   |
| 03-13           | 03-12     | 24137465071100285860729 | TST* TEQUILA MUSEO MAYAHU SACRAMENTO CA                         | 28.64    |
| 03-14           | 03-13     | 24164075072080216361833 | NATIONAL CAR RENTAL SACRAMENTO CA<br>240184044                  | 273.15   |
| 03-14           | 03-12     | 24892185072101157457915 | SHERATON GRD SCRMENTO SACRAMENTO CA<br>278562 ARRIVAL: 03-09-25 | 1,595.54 |

ACCT. NUMBER: 4485 9279 0004 8836
CALOPS

**INDIVIDUAL CARDHOLDER ACTIVITY**

| <b>Travel Activity</b>       |           |                         |  |                   |
|------------------------------|-----------|-------------------------|--|-------------------|
| Post Date                    | Tran Date | Reference Number        | Transaction Description  | Amount            |
| 03-14                        | 03-12     | 24892185072101211033496 | SOUTHWES 5262321563222 800-435-8792 TX<br>ROMERO/RICARDO PHD DEPART: 03-13-25<br>P.O.S.: SALES TAX: \$0.00<br>SMF WN Y BUR | 172.00            |
| 03-17                        | 03-13     | 24892185073102010073773 | SHERATON GRD SCRMTNTO SACRAMENTO CA<br>280263 ARRIVAL: 03-12-25  | 627.59            |
| 03-17                        | 03-13     | 24755425073170730743175 | SMF PEETS COFFEEB 6401310 SACRAMENTO CA  | 17.55             |
| 03-17                        | 03-13     | 24941685073118473588925 | V.S.P. PARKING BURBANK BURBANK CA<br>P.O.S.: 71900031 SALES TAX: 17.64   | 189.75            |
| <b>Total Travel Activity</b> |           |                         |  | <b>\$3,797.86</b> |
| <b>Fleet Activity</b>        |           |                         |  |                   |
| Post Date                    | Tran Date | Reference Number        | Transaction Description  | Amount            |
| 03-17                        | 03-13     | 24122545073272755993809 | ARCO#83059GREEN DESERT O SACRAMENTO CA<br>P.O.S.: 00109901 SALES TAX: 0.00   | 26.22             |
| <b>Total Fleet Activity</b>  |           |                         |  | <b>\$26.22</b>    |

|  |                            |                                  |                           |                                       |
|--|----------------------------|----------------------------------|---------------------------|---------------------------------------|
| <b>FINANCE DEPARTMENT</b><br>4485-9201-0377-7327 | <b>CREDITS</b><br>\$143.75 | <b>PURCHASES</b><br>\$100,196.28 | <b>CASH ADV</b><br>\$0.00 | <b>TOTAL ACTIVITY</b><br>\$100,052.53 |
| <b>ACCOUNTING CODE:</b>                          |                            |                                  |                           |                                       |

| <b>Purchasing Activity</b> |           |                         |  |          |
|----------------------------|-----------|-------------------------|--|----------|
| Post Date                  | Tran Date | Reference Number        | Transaction Description  | Amount   |
| 03-03                      | 03-01     | 24000775060500027668240 | DOCCUMO DOCCUMO.COM NV<br>P.O.S.: 92848173 SALES TAX: 0.00                       | 553.12   |
| 03-03                      | 02-28     | 24036295059718120210225 | FACEBK *JC75UH4562 650-543-4800 CA<br>P.O.S.: 90273219873787665 SALES TAX: 0.00  | 900.00   |
| 03-03                      | 03-01     | 24036295060718310789316 | TIKTOK ADS TIKTOK.COM CA<br>P.O.S.: 76807055194505992 SALES TAX: 0.00            | 361.94   |
| 03-03                      | 03-01     | 24036295080718380934917 | FACEBK *RSVYGJC562 650-543-4800 CA<br>P.O.S.: 91002527767523465 SALES TAX: 0.00  | 900.00   |
| 03-03                      | 03-03     | 24036295062742612879516 | FACEBK *9TZ9S JG462 650-543-4800 CA<br>P.O.S.: 91327068001736065 SALES TAX: 0.00 | 900.00   |
| 03-03                      | 02-28     | 24204295059001028717054 | SPOTIFY AD STUDIO 877-7781161 NY<br>P.O.S.: P347DF5E57 SALES TAX: 0.00           | 500.17   |
| 03-03                      | 03-02     | 24445005061300628936538 | 4TE*SONITROL OF ORANGE CO 949-297-4350 CA<br>P.O.S.: B809476304B SALES TAX: 0.00 | 245.49   |
| 03-03                      | 02-28     | 24892185060109793663444 | SDG&E 800-987-9649 CA<br>P.O.S.: 2100011861889 SALES TAX: 69.87                  | 1,001.50 |
| 03-03                      | 02-28     | 24892185060109793663485 | SDG&E 800-987-9649 CA<br>P.O.S.: 2100011861889 SALES TAX: 33.59                  | 481.45   |
| 03-03                      | 03-01     | 24892185061100765372824 | GOOGLE *ADS9121351564 CC@GOOGLE.COM CA<br>P.O.S.: P19mbFi9 SALES TAX: 0.00       | 8,066.82 |
| 03-05                      | 03-04     | 24036295063716820427630 | FACEBK *4BHYUJG462 650-543-4800 CA<br>P.O.S.: 91421531825623065 SALES TAX: 0.00  | 900.00   |

|                                   |        |
|-----------------------------------|--------|
| ACCT. NUMBER: 4485 9279 0004 8836 | CALOPS |
|-----------------------------------|--------|

**INDIVIDUAL CARDHOLDER ACTIVITY**

**Purchasing Activity**

| Post Date | Tran Date | Reference Number        | Transaction Description  | Amount    |
|-----------|-----------|-------------------------|--|-----------|
| 03-05     | 03-04     | 24435655064064630000219 | SCHOOL OUTFITTERS LLC 800-280-2776 OH<br>P.O.S.: SCHOOL OUTFITTERS SALES TAX: 0.00 | 379.63    |
| 03-05     | 03-04     | 24497785063900011281889 | INDEPENDENT LIVING AIDS 800-5372118 NY<br>P.O.S.: 8671401 SALES TAX: 0.00          | 49.85     |
| 03-05     | 03-04     | 24755425063180833157946 | MAXI AIDS INC 800-5226294 NY<br>P.O.S.: 304175457 SALES TAX: 0.00                  | 149.37    |
| 03-05     | 03-04     | 74083425064500003309909 | SP MHS: MULTI HEALTH TORONTO ON  | 143.75    |
| 03-06     | 03-06     | 24036295065716038908720 | FACEBK *XVRABJQ462 650-543-4800 CA<br>P.O.S.: 90803602120749365 SALES TAX: 0.00    | 900.00    |
| 03-06     | 03-05     | 24270745084900014586621 | PRO-ED, INC 512-4513246 TX<br>P.O.S.: 3079472 SALES TAX: 0.00                      | 240.00    |
| 03-06     | 03-05     | 24436545085058115858728 | WESTERN PSYCHOLOGICAL SER 424-2018800 CA<br>P.O.S.: 000269910 SALES TAX: 15.12     | 292.32    |
| 03-07     | 03-06     | 24692185065104733485854 | AWL*PEARSON EDUCATION PRSONCS.COM NJ<br>P.O.S.: 47727846Q7U8GGMC SALES TAX: 0.00   | 10.00     |
| 03-10     | 03-07     | 24036295066744269394555 | FACEBK *J2VGVKY462 650-543-4800 CA<br>P.O.S.: 92557889511987265 SALES TAX: 0.00    | 900.00    |
| 03-10     | 03-07     | 24036295066744339524751 | TIKTOK ADS TIKTOK.COM CA<br>P.O.S.: 79149129542157074 SALES TAX: 0.00              | 423.00    |
| 03-10     | 03-08     | 24036295067744510149468 | FACEBK *7HQQVJC562 650-543-4800 CA<br>P.O.S.: 91447991656310465 SALES TAX: 0.00    | 900.00    |
| 03-10     | 03-05     | 24198805068509040139755 | PAYPAL *CALIFORNIAA 4029357733 CA<br>P.O.S.: 1bacf760cc5aea SALES TAX: 0.00        | 10.00     |
| 03-10     | 03-07     | 24204295068001073289077 | SPOTIFY AD STUDIO 877-7781181 NY<br>P.O.S.: P34B7F3BCC SALES TAX: 0.00             | 506.97    |
| 03-10     | 03-07     | 24892185066105568328243 | AWL*PEARSON EDUCATION PRSONCS.COM NJ<br>P.O.S.: AR81022034 SALES TAX: 0.00         | 1,044.26  |
| 03-10     | 03-07     | 24892185066108031585401 | GOOGLE *AD59121351564 CC@GOOGLE.COM CA<br>P.O.S.: P19wck95 SALES TAX: 0.00         | 12,000.00 |
| 03-10     | 03-09     | 24793385068001163155057 | FACEBK *RJSELK8562 650-5434800 CA<br>P.O.S.: 479338002215455 SALES TAX: 0.00       | 396.12    |
| 03-11     | 03-10     | 24036295069744807919944 | FACEBK *YVDFKJQ462 650-543-4800 CA<br>P.O.S.: 91088274125615465 SALES TAX: 0.00    | 900.00    |
| 03-12     | 03-11     | 24000775071500006184677 | SVMART MADE TO ORDER SAVEMART.COM CA<br>P.O.S.: ch31bdh0ha1lld SALES TAX: 0.00     | 49.98     |
| 03-12     | 03-11     | 24036295070712999717373 | FACEBK *UCXZ9KG482 650-543-4800 CA<br>P.O.S.: 91877486713360865 SALES TAX: 0.00    | 900.00    |
| 03-12     | 03-11     | 74083425071500000688975 | SP MHS: MULTI HEALTH TORONTO ON  | 143.75    |
| 03-13     | 03-12     | 24493985072084578295852 | PRESIDENTS VOL SRV AWARD 404-979-2900 GA<br>P.O.S.: 80720004 SALES TAX: 0.00       | 32.05     |
| 03-13     | 03-12     | 24493985072084578298264 | PRESIDENTS VOL SRV AWARD 404-979-2900 GA<br>P.O.S.: 80720045 SALES TAX: 0.00       | 32.05     |
| 03-13     | 03-12     | 24892185071100484900143 | HP *HP.COM STORE 888-345-5409 CA<br>P.O.S.: H382927173 SALES TAX: 0.00             | 52.80     |

ACCT. NUMBER: 4485 9279 0004 8836 CALOPS

**INDIVIDUAL CARDHOLDER ACTIVITY**

| Purchasing Activity |           |                         |  |           |
|---------------------|-----------|-------------------------|--|-----------|
| Post Date           | Tran Date | Reference Number        | Transaction Description  | Amount    |
| 03-14               | 03-14     | 24011345073500043509535 | TIKTOK ADS ADS.TIKTOK.CO CA<br>P.O.S.: 7481548548324983559 SALES TAX: 0.00       | 431.00    |
| 03-14               | 03-13     | 24036295072718237357607 | FACEBK *Y7LFEKL462 650-543-4800 CA<br>P.O.S.: 92032207897888765 SALES TAX: 0.00  | 900.00    |
| 03-14               | 03-13     | 24755425072290728014677 | MAXI AIDS INC 800-5226294 NY<br>P.O.S.: 313145330 SALES TAX: 0.00                | 15.31     |
| 03-14               | 03-13     | 74083425073500003198065 | SP MHS: MULTI HEALTH TORONTO ON  | 143.75    |
| 03-14               | 03-13     | 74083425073500003214894 | SP MHS: MULTI HEALTH TORONTO ON  | 143.75    |
| 03-17               | 03-14     | 24036295073744473774876 | FACEBK *TDCBFGK462 650-543-4800 CA<br>P.O.S.: 92062524528190465 SALES TAX: 0.00  | 900.00    |
| 03-17               | 03-16     | 24036295075712720587546 | FACEBK *LNC5QJ4562 650-543-4800 CA<br>P.O.S.: 91252072109235765 SALES TAX: 0.00  | 900.00    |
| 03-17               | 03-14     | 24204295073002603239037 | SPOTIFY AD STUDIO 877-7781161 NY<br>P.O.S.: P34EEB1D3E SALES TAX: 0.00           | 502.73    |
| 03-17               | 03-14     | 24497785073900011434478 | LS&S LLC. 716-3483500 NY<br>P.O.S.: 3136526 SALES TAX: 0.00                      | 35.21     |
| 03-17               | 03-14     | 24892185073101995368190 | GOOGLE *ADS9121351564 CC@GOOGLE.COM CA<br>P.O.S.: P19GH9si SALES TAX: 0.00       | 12,000.00 |
| 03-17               | 03-15     | 24892185074102659837263 | AWL*PEARSON EDUCATION PRSONCS.COM NJ<br>P.O.S.: 42771755P7V2JEK1 SALES TAX: 0.00 | 10.85     |
| 03-18               | 03-17     | 24036295076714916338083 | FACEBK *CGN85KU462 650-543-4800 CA<br>P.O.S.: 91710066463436265 SALES TAX: 0.00  | 900.00    |
| 03-19               | 03-18     | 24204295077001952968069 | FACEBK *M8LNZJQ462 650-5434800 CA<br>P.O.S.: 420429000200589 SALES TAX: 0.00     | 900.00    |
| 03-19               | 03-18     | 24270745077900018401945 | PRO-ED, INC 512-4513246 TX<br>P.O.S.: 3081101 SALES TAX: 0.00                    | 258.61    |
| 03-19               | 03-18     | 24436545078056769619724 | WESTERN PSYCHOLOGICAL SER 424-2018800 CA<br>P.O.S.: 000273082 SALES TAX: 23.58   | 300.78    |
| 03-19               | 03-18     | 24493985078088531269548 | PRESIDENTS VOL SRV AWARD 404-979-2900 GA<br>P.O.S.: 80760024 SALES TAX: 0.00     | 32.05     |
| 03-19               | 03-18     | 24493985078088531269571 | PRESIDENTS VOL SRV AWARD 404-979-2900 GA<br>P.O.S.: 80760027 SALES TAX: 0.00     | 32.05     |
| 03-19               | 03-18     | 24892185077102305648566 | AWL*PEARSON EDUCATION PRSONCS.COM NJ<br>P.O.S.: AR81312669 SALES TAX: 0.00       | 1,047.54  |
| 03-20               | 03-20     | 24036295079742347114412 | FACEBK *BPKMHKCS62 650-543-4800 CA<br>P.O.S.: 92143601320082765 SALES TAX: 0.00  | 900.00    |
| 03-20               | 03-19     | 24493985079086865294848 | PRESIDENTS VOL SRV AWARD 404-979-2900 GA<br>P.O.S.: 80770050 SALES TAX: 0.00     | 32.05     |
| 03-20               | 03-19     | 24493985079086865294889 | PRESIDENTS VOL SRV AWARD 404-979-2900 GA<br>P.O.S.: 80770054 SALES TAX: 0.00     | 32.05     |
| 03-21               | 03-21     | 24011345080100004773591 | TIKTOK ADS ADS.TIKTOK.CO CA<br>P.O.S.: 7484053802316958432 SALES TAX: 0.00       | 442.00    |
| 03-21               | 03-20     | 24036295079718469779323 | EZCATER*CRUST SOURDOU 800-488-1803 MA<br>P.O.S.: 77AVT5 SALES TAX: 13.59         | 180.34    |

ACCT. NUMBER: 4485 9279 0004 8836 CALOPS

**INDIVIDUAL CARDHOLDER ACTIVITY**

**Purchasing Activity**

| Post Date | Tran Date | Reference Number        | Transaction Description   | Amount    |
|-----------|-----------|-------------------------|---|-----------|
| 03-21     | 03-21     | 24036295080744509312542 | EZCATER*TERIYAKI MADNE 800-488-1803 MA<br>P.O.S.: E0GX7J SALES TAX: 18.71       | 244.21    |
| 03-24     | 03-22     | 24011345081100123241867 | BITLY.COM BITLY.COM NY<br>P.O.S.: ch354q5p68ui1h23 SALES TAX: 0.00              | 348.00    |
| 03-24     | 03-21     | 24036295080716814130472 | FACEBK *CPQV9L8562 650-543-4800 CA<br>P.O.S.: 92991370888639165 SALES TAX: 0.00 | 900.00    |
| 03-24     | 03-22     | 24036295081716898069209 | EZCATER*UNA MAS MEXICA 800-488-1803 MA<br>P.O.S.: 253TKJ SALES TAX: 12.22       | 159.58    |
| 03-24     | 03-22     | 24036295081742824379203 | EZCATER*IKES LOVE SAN 800-488-1803 MA<br>P.O.S.: XMZ27T SALES TAX: 18.25        | 235.25    |
| 03-24     | 03-23     | 24036295082714882278915 | FACEBK *2SXLFKU462 650-543-4800 CA<br>P.O.S.: 92073016493807965 SALES TAX: 0.00 | 900.00    |
| 03-24     | 03-23     | 24036295082718880978065 | EZCATER*TOMATINA 800-488-1803 MA<br>P.O.S.: 0Z498M SALES TAX: 18.16             | 217.16    |
| 03-24     | 03-21     | 24204295080001197463079 | SPOTIFY AD STUDIO 877-7781161 NY<br>P.O.S.: P35254D909 SALES TAX: 0.00          | 502.66    |
| 03-24     | 03-21     | 24436545081056939853729 | WESTERN PSYCHOLOGICAL SER 424-2018800 CA<br>P.O.S.: 000273825 SALES TAX: 24.26  | 301.46    |
| 03-24     | 03-21     | 24892185080105389795384 | SQ *FLOWER FEELINGS GOSQ.COM CA<br>P.O.S.: 00011529215152336 SALES TAX: 117.88  | 1,387.88  |
| 03-24     | 03-23     | 24892185082107234496949 | HP *INSTANT INK 855-785-2777 CA<br>P.O.S.: 3753162087872691 SALES TAX: 1.59     | 17.08     |
| 03-25     | 03-24     | 24000775083100024584804 | SOCAL BALLOONS SOCALBALLOONS CA<br>P.O.S.: ch36io7p751ip6 SALES TAX: 0.00       | 750.00    |
| 03-25     | 03-24     | 24036295083716095520479 | FACEBK *G9G7CKQ462 650-543-4800 CA<br>P.O.S.: 91953429772433265 SALES TAX: 0.00 | 900.00    |
| 03-25     | 03-24     | 24493985084088487295180 | PRESIDENTS VOL SRV AWARD 404-979-2900 GA<br>P.O.S.: 80700025 SALES TAX: 0.00    | 32.05     |
| 03-25     | 03-24     | 24493985084088487295206 | PRESIDENTS VOL SRV AWARD 404-979-2900 GA<br>P.O.S.: 80700027 SALES TAX: 0.00    | 32.05     |
| 03-26     | 03-25     | 24036295084744289843357 | FACEBK *C5WDWLY462 650-543-4800 CA<br>P.O.S.: 93708083330301265 SALES TAX: 0.00 | 900.00    |
| 03-26     | 03-24     | 74083425084100010725100 | SP MHS: MULTI HEALTH TORONTO ON   | 143.75CR  |
| 03-27     | 03-27     | 24036295086714519476318 | FACEBK *CNRTEKC482 650-543-4800 CA<br>P.O.S.: 92045501096559465 SALES TAX: 0.00 | 900.00    |
| 03-27     | 03-26     | 24270745085900010881839 | PRO-ED, INC 512-4513246 TX<br>P.O.S.: 3082212 SALES TAX: 0.00                   | 261.01    |
| 03-27     | 03-26     | 24493985088089257304846 | PRESIDENTS VOL SRV AWARD 404-979-2900 GA<br>P.O.S.: 80720028 SALES TAX: 0.00    | 32.05     |
| 03-27     | 03-26     | 24493985088089257304911 | PRESIDENTS VOL SRV AWARD 404-979-2900 GA<br>P.O.S.: 80720035 SALES TAX: 0.00    | 32.05     |
| 03-27     | 03-26     | 24497785085900014408087 | LS&S LLC. 716-3483500 NY<br>P.O.S.: 3136846 SALES TAX: 0.00                     | 35.21     |
| 03-27     | 03-26     | 24892185085109868340996 | GOOGLE *ADS9121351564 CC@GOOGLE.COM CA<br>P.O.S.: P19Z5zaa SALES TAX: 0.00      | 12,000.00 |

|                                   |        |
|-----------------------------------|--------|
| ACCT. NUMBER: 4485 9279 0004 8836 | CALOPS |
|-----------------------------------|--------|

**INDIVIDUAL CARDHOLDER ACTIVITY**

**Purchasing Activity**

| Post Date                        | Tran Date | Reference Number        | Transaction Description   | Amount             |
|----------------------------------|-----------|-------------------------|---|--------------------|
| 03-28                            | 03-27     | 24011345086100093740174 | TIKTOK ADS ADS.TIKTOK.CO CA<br>P.O.S.: 7486550978322449168 SALES TAX: 0.00            | 442.00             |
| 03-28                            | 03-27     | 24493985087089607308538 | PRESIDENTS VOL SRV AWARD 404-979-2900 GA<br>P.O.S.: 80730038 SALES TAX: 0.00          | 32.05              |
| 03-28                            | 03-27     | 24493985087089607308587 | PRESIDENTS VOL SRV AWARD 404-979-2900 GA<br>P.O.S.: 80730043 SALES TAX: 0.00          | 32.05              |
| 03-28                            | 03-27     | 24493985087089607308686 | PRESIDENTS VOL SRV AWARD 404-979-2900 GA<br>P.O.S.: 80730053 SALES TAX: 0.00          | 47.40              |
| 03-28                            | 03-27     | 24493985087089607308694 | PRESIDENTS VOL SRV AWARD 404-979-2900 GA<br>P.O.S.: 80730054 SALES TAX: 0.00          | 32.05              |
| 03-28                            | 03-27     | 24906415086225406478953 | PY *INSECT IQ PEST CONTRO 209-5833288 CA<br>P.O.S.: 67e567c9db8353827 SALES TAX: 0.00 | 86.90              |
| 03-31                            | 03-28     | 24036295087716774503685 | FACEBK *ZW5V9LL462 650-543-4800 CA<br>P.O.S.: 92990730502036465 SALES TAX: 0.00       | 900.00             |
| 03-31                            | 03-30     | 24036295089712031731258 | FACEBK *TFHEALG462 650-543-4800 CA<br>P.O.S.: 93009692433473665 SALES TAX: 0.00       | 900.00             |
| 03-31                            | 03-31     | 24036295090744227368893 | FACEBK *W3SBQKQ462 650-543-4800 CA<br>P.O.S.: 92374287797014065 SALES TAX: 0.00       | 900.00             |
| 03-31                            | 03-29     | 24204295088001016027099 | TWITTER ONLINE ADS 415-2229870 CA<br>P.O.S.: 1905891932970819584 SALES TAX: 0.00      | 161.14             |
| 03-31                            | 03-28     | 24692185087101053877904 | AWL*PEARSON EDUCATION PRSONCS.COM NJ<br>P.O.S.: 4269832528062M9Z SALES TAX: 0.00      | 10.88              |
| 03-31                            | 03-29     | 24892185088102065827159 | AWL*PEARSON EDUCATION PRSONCS.COM NJ<br>P.O.S.: AR81612474 SALES TAX: 0.00            | 1,047.86           |
| 03-31                            | 03-28     | 24755425087280870088127 | PARADISE DRINKING WATERS 999-9999999 CA<br>P.O.S.: 458810 SALES TAX: 0.00             | 82.60              |
| <b>Total Purchasing Activity</b> |           |                         |   | <b>\$81,925.34</b> |

**Telecommunication Activity**

| Post Date             | Tran Date | Reference Number        | Transaction Description   | Amount          |
|-----------------------|-----------|-------------------------|---|-----------------|
| 03-27                 | 03-26     | 24892185085109814258357 | ADT SECURITY*404964992 WWW.ADT.COM FL<br>P.O.S.: 0000000000000000 SALES TAX: 7.84 | 102.96          |
| <b>Total Activity</b> |           |                         |   | <b>\$102.96</b> |

**Travel Activity**

| Post Date | Tran Date | Reference Number        | Transaction Description   | Amount   |
|-----------|-----------|-------------------------|---|----------|
| 03-03     | 03-01     | 24892185061101041219946 | UPS*BILLING CENTER 800-811-1648 GA<br>P.O.S.: 0000000000000000 SALES TAX: 145.15      | 2,018.07 |
| 03-03     | 03-01     | 24892185061101041653045 | UPS*BILLING CENTER 800-811-1648 GA<br>P.O.S.: 0000000000000000 SALES TAX: 0.89        | 12.39    |
| 03-03     | 03-02     | 24906415061223348225854 | PY *STOR IT CLOVIS 559-32 559-3249675 CA<br>P.O.S.: 67c3691c96ec8dd14 SALES TAX: 8.32 | 104.00   |
| 03-06     | 03-06     | 24892185085104582539207 | HOTELCOM73047528628816 HOTELS.COM WA<br>P.O.S.: 0 SALES TAX: 0.00                     | 164.06   |

ACCT. NUMBER: 4485 9279 0004 8836 CALOPS

**INDIVIDUAL CARDHOLDER ACTIVITY**

| <b>Travel Activity</b>              |           |                         |  |                    |
|-------------------------------------|-----------|-------------------------|--|--------------------|
| Post Date                           | Tran Date | Reference Number        | Transaction Description  | Amount             |
| 03-10                               | 03-06     | 24892185066105818896922 | UNITED 0162466146749 UNITED.COM TX<br>MORENO/TAYLORB DEPART: 03-26-25<br>P.O.S.: SALES TAX: \$0.00<br>SBP UA S LAX UA S SFO UA S SBP | 332.87             |
| 03-10                               | 03-08     | 24892185068107156217297 | UPS*BILLING CENTER 800-811-1648 GA<br>P.O.S.: 0000000000000000 SALES TAX: 9.08   | 128.29             |
| 03-10                               | 03-08     | 24892185068107158625919 | UPS*BILLING CENTER 800-811-1648 GA<br>P.O.S.: 0000000000000000 SALES TAX: 2.51   | 34.93              |
| 03-17                               | 03-15     | 24892185075100288221593 | UPS*BILLING CENTER 800-811-1648 GA<br>P.O.S.: 0000000000000000 SALES TAX: 3.23   | 45.01              |
| 03-17                               | 03-15     | 24892185075100288238344 | UPS*BILLING CENTER 800-811-1648 GA<br>P.O.S.: 0000000000000000 SALES TAX: 33.06  | 459.75             |
| 03-24                               | 03-22     | 24892185082108395346877 | UPS*BILLING CENTER 800-811-1648 GA<br>P.O.S.: 0000000000000000 SALES TAX: 50.51  | 702.38             |
| 03-31                               | 03-29     | 24892185089102858778768 | UPS*BILLING CENTER 800-811-1648 GA<br>P.O.S.: 0000000000000000 SALES TAX: 0.88   | 12.34              |
| 03-31                               | 03-29     | 24892185089102859428819 | UPS*BILLING CENTER 800-811-1648 GA<br>P.O.S.: 0000000000000000 SALES TAX: 0.88   | 12.34              |
| <b>Total Travel Activity</b>        |           |                         |  | <b>\$4,024.23</b>  |
| <b>Miscellaneous Activity</b>       |           |                         |  |                    |
| Post Date                           | Tran Date | Reference Number        | Transaction Description  | Amount             |
| 03-12                               | 03-11     | 24011345070500099844656 | X VO STARTER ABOUT.X.COM TX<br>P.O.S.: in1R1XsNA3KZ32dPo1rN YRM SALES TAX: 0.00  | 2,000.00           |
| 03-21                               | 03-20     | 24204295079002205649090 | GOOGLE ADS9121351564 850-2530000 CA<br>P.O.S.: A24724946952815650 SALES TAX: 0.00  | 12,000.00          |
| <b>Total Miscellaneous Activity</b> |           |                         |  | <b>\$14,000.00</b> |

|  |                          |                              |                           |                                   |
|--|--------------------------|------------------------------|---------------------------|-----------------------------------|
| <b>MARCUS WHITE</b><br>4485-9201-0893-8900 | <b>CREDITS</b><br>\$0.00 | <b>PURCHASES</b><br>\$648.08 | <b>CASH ADV</b><br>\$0.00 | <b>TOTAL ACTIVITY</b><br>\$648.08 |
| <b>ACCOUNTING CODE:</b>                    |                          |                              |                           |                                   |

| <b>Travel Activity</b>       |           |                         |   |                 |
|------------------------------|-----------|-------------------------|---|-----------------|
| Post Date                    | Tran Date | Reference Number        | Transaction Description   | Amount          |
| 03-14                        | 03-12     | 24892185072101157458178 | SHERATON GRD SCRMTNO SACRAMENTO CA<br>ARRIVAL: 03-10-25<br>278663 | 648.08          |
| <b>Total Travel Activity</b> |           |                         |   | <b>\$648.08</b> |

|  |                            |                                |                           |                                     |
|--|----------------------------|--------------------------------|---------------------------|-------------------------------------|
| <b>STEPHEN FORD</b><br>4485-9201-2531-5480 | <b>CREDITS</b><br>\$274.48 | <b>PURCHASES</b><br>\$3,461.11 | <b>CASH ADV</b><br>\$0.00 | <b>TOTAL ACTIVITY</b><br>\$3,186.63 |
| <b>ACCOUNTING CODE:</b>                    |                            |                                |                           |                                     |

| <b>Travel Activity</b> |           |                         |   |        |
|------------------------|-----------|-------------------------|---|--------|
| Post Date              | Tran Date | Reference Number        | Transaction Description   | Amount |
| 03-03                  | 02-27     | 24892185059109172234786 | THE STAND SAN JUAN C SAN JUAN CAPI CA<br>P.O.S.: 032681 SALES TAX: 0.00 | 105.54 |
| 03-03                  | 02-27     | 24892185059109470226658 | RESIDENCE INN SAN JUAN CAPI CA<br>39 721 ARRIVAL: 02-25-25              | 645.60 |

ACCT. NUMBER: 4485 9279 0004 8836 CALOPS

**INDIVIDUAL CARDHOLDER ACTIVITY**

| <b>Travel Activity</b>       |           |                         |   |                   |
|------------------------------|-----------|-------------------------|---|-------------------|
| Post Date                    | Tran Date | Reference Number        | Transaction Description   | Amount            |
| 03-11                        | 03-09     | 24493985089083598003101 | PORT OF SUBS 0039 LAS VEGAS NV  | 18.14             |
| 03-12                        | 03-10     | 24943005070165275041783 | HYATT REGENCY SCRMENTO F& SACRAMENTO CA   | 157.69            |
| 03-14                        | 03-13     | 24164075072080218363045 | NATIONAL CAR RENTAL SACRAMENTO CA<br>240188561  | 273.10            |
| 03-14                        | 03-13     | 24431085073167044673177 | COD AVIATION PK GAR DALLAS TX<br>P.O.S.: 70800101 SALES TAX: 0.00   | 105.00            |
| 03-17                        | 03-13     | 24892185073102191959345 | RESIDENCE INN DOWNTOWN SACRAMENTO CA<br>80 829 ARRIVAL: 03-09-25  | 1,266.24          |
| 03-19                        | 03-17     | 24892185077102865844862 | SOUTHWES 5262323235189 800-435-9792 TX<br>FORD/STEPHEN E DEPART: 04-10-25<br>P.O.S.: SALES TAX: \$0.00<br>SNA WN I PHX WN I DAL | 153.19            |
| 03-20                        | 03-18     | 24892185078103491127448 | SOUTHWES 5262323812910 800-435-9792 TX<br>FORD/STEPHEN E DEPART: 04-07-25<br>P.O.S.: SALES TAX: \$0.00<br>DAL WN N SNA          | 274.48            |
| 03-27                        | 03-25     | 24892185085109851513559 | SOUTHWES 5262326058869 800-435-9792 TX<br>FORD/STEPHEN E DEPART: 04-07-25<br>P.O.S.: SALES TAX: \$0.00<br>DAL WN H SNA          | 438.49            |
| 03-28                        | 03-27     | 74892185086100548998180 | SOUTHWES 5262323812910 800-435-9792 TX<br>FORD/STEPHEN E DEPART: 03-27-25<br>P.O.S.: SALES TAX: \$0.00<br>DAL WN Y DAL          | 274.48 CR         |
| <b>Total Travel Activity</b> |           |                         |   | <b>\$3,158.99</b> |
| <b>Fleet Activity</b>        |           |                         |   |                   |
| Post Date                    | Tran Date | Reference Number        | Transaction Description   | Amount            |
| 03-17                        | 03-13     | 24122545073272755993817 | ARCO#83059GREEN DESERT O SACRAMENTO CA<br>P.O.S.: 00110422 SALES TAX: 0.00  | 27.64             |
| <b>Total Fleet Activity</b>  |           |                         |   | <b>\$27.64</b>    |

|   |                |                  |                 |                       |
|---|----------------|------------------|-----------------|-----------------------|
| <b>LESLIE DOMBEK</b><br>4485-9201-4073-4588 | <b>CREDITS</b> | <b>PURCHASES</b> | <b>CASH ADV</b> | <b>TOTAL ACTIVITY</b> |
|   | \$0.00         | \$2,597.86       | \$0.00          | \$2,597.86            |
| <b>ACCOUNTING CODE:</b>                     |                |                  |                 |                       |

| <b>Purchasing Activity</b>       |           |                         |  |                |
|----------------------------------|-----------|-------------------------|--|----------------|
| Post Date                        | Tran Date | Reference Number        | Transaction Description  | Amount         |
| 03-10                            | 03-08     | 24000975088330803042038 | THE UPS STORE 6112 707-8383853 CA<br>P.O.S.: V6112-29250308224 SALES TAX: 0.00 | 15.07          |
| <b>Total Purchasing Activity</b> |           |                         |  | <b>\$15.07</b> |

| <b>Travel Activity</b> |           |                         |                            |        |
|------------------------|-----------|-------------------------|----------------------------|--------|
| Post Date              | Tran Date | Reference Number        | Transaction Description    | Amount |
| 03-03                  | 02-27     | 24239005059900018105549 | TREVORS_1 SAN JUAN CAPI CA | 58.77  |

|                                   |        |
|-----------------------------------|--------|
| ACCT. NUMBER: 4485 9279 0004 8836 | CALOPS |
|-----------------------------------|--------|

| <b>INDIVIDUAL CARDHOLDER ACTIVITY</b>          |           |                          |   |                           |                                     |
|--|-----------|--------------------------|---|---------------------------|-------------------------------------|
| <b>Travel Activity</b>                         |           |                          |   |                           |                                     |
| Post Date                                      | Tran Date | Reference Number         | Transaction Description   | Amount                    |                                     |
| 03-03  | 02-27     | 24431085059158506797958  | ALASKA AIR 0272398091619 SEATTLE WA<br>DOMBEK/LESLIE DEPART: 04-08-25<br>P.O.S.: SALES TAX: \$0.00<br>STS AS K SNA AS M STS | 571.60                    |                                     |
| 03-03  | 02-28     | 24492185059500035670772  | HERTZ CAR RENTAL 180-08544173 CA<br>ch3wrqg7f181y3  | 74.50                     |                                     |
| 03-17  | 03-13     | 24692185073102017983669  | STARBUCKS STORE 88196 VALLEJO CA<br>P.O.S.: 0000000000000000 SALES TAX: 0.00  | 12.50                     |                                     |
| 03-17  | 03-13     | 24943005073167250062617  | HYATT REGENCY SACRAMENTO SACRAMENTO CA<br>43082620 ARRIVAL: 03-10-25  | 1,865.42                  |                                     |
| <b>Total Travel Activity</b>                   |           |                          |   | <b>\$2,582.79</b>         |                                     |
| <b>DANIEL HERTZLER</b><br>4485-9201-5003-7583  |           | <b>CREDITS</b><br>\$0.00 | <b>PURCHASES</b><br>\$2,072.15  | <b>CASH ADV</b><br>\$0.00 | <b>TOTAL ACTIVITY</b><br>\$2,072.15 |
| <b>ACCOUNTING CODE:</b>                        |           |                          |   |                           |                                     |
| <b>Travel Activity</b>                         |           |                          |   |                           |                                     |
| Post Date                                      | Tran Date | Reference Number         | Transaction Description   | Amount                    |                                     |
| 03-11  | 03-10     | 24707805069027018075506  | TONYS DELICATESSEN SACRAMENTO CA  | 21.25                     |                                     |
| 03-12  | 03-10     | 24055235070269479110753  | PUBLIC HOUSE DOWNTOWN SACRAMENTO CA   | 86.81                     |                                     |
| 03-14  | 03-12     | 24943005072166582121035  | HYATT REGENCY SACRAMENTO 9164431234 CA<br>1139939164431224 ARRIVAL: 03-09-25  | 1,902.83                  |                                     |
| 03-17  | 03-13     | 24692185073102018040733  | STARBUCKS STORE 66096 MODESTO CA<br>P.O.S.: 0000000000000000 SALES TAX: 0.00  | 9.40                      |                                     |
| 03-17  | 03-13     | 24892185073102048445854  | IN-N-OUT MANTECA MANTECA CA<br>P.O.S.: 038533 SALES TAX: 0.00   | 12.18                     |                                     |
| <b>Total Travel Activity</b>                   |           |                          |   | <b>\$2,032.47</b>         |                                     |
| <b>Fleet Activity</b>                          |           |                          |   |                           |                                     |
| Post Date                                      | Tran Date | Reference Number         | Transaction Description   | Amount                    |                                     |
| 03-17  | 03-13     | 24122545073272755993825  | ARCO#83059GREEN DESERT O SACRAMENTO CA<br>P.O.S.: 00110846 SALES TAX: 0.00  | 39.68                     |                                     |
| <b>Total Fleet Activity</b>                    |           |                          |   | <b>\$39.68</b>            |                                     |
| <b>MATTHEW BROCKWAY</b><br>4485-9201-9166-4221 |           | <b>CREDITS</b><br>\$0.00 | <b>PURCHASES</b><br>\$1,325.46  | <b>CASH ADV</b><br>\$0.00 | <b>TOTAL ACTIVITY</b><br>\$1,325.46 |
| <b>ACCOUNTING CODE:</b>                        |           |                          |   |                           |                                     |
| <b>Purchasing Activity</b>                     |           |                          |   |                           |                                     |
| Post Date                                      | Tran Date | Reference Number         | Transaction Description   | Amount                    |                                     |
| 03-17  | 03-13     | 24492795073118000117962  | BOB HOPE AIRPORT BURBANK CA   | 84.00                     |                                     |
| <b>Total Purchasing Activity</b>               |           |                          |   | <b>\$84.00</b>            |                                     |

|                                   |        |
|-----------------------------------|--------|
| ACCT. NUMBER: 4485 9279 0004 8836 | CALOPS |
|-----------------------------------|--------|

| <b>INDIVIDUAL CARDHOLDER ACTIVITY</b> |           |                         |   |                   |                 |
|---------------------------------------|-----------|-------------------------|---|-------------------|-----------------|
| <b>Travel Activity</b>                |           |                         |   |                   |                 |
| Post Date                             | Tran Date | Reference Number        | Transaction Description   | Amount            |                 |
| 03-04                                 | 03-03     | 24892185062102520903025 | MARRIOTT LAGUNA CLIFFS DANA POINT CA<br>176000 ARRIVAL: 04-07-25            | 1,241.46          |                 |
| <b>Total Travel Activity</b>          |           |                         |   | <b>\$1,241.46</b> |                 |
| <b>LACHELLE CARTER</b>                |           |                         | <b>CREDITS</b>  | <b>PURCHASES</b>  | <b>CASH ADV</b> |
| 4485-9280-5491-3049                   |           |                         | \$0.00  | \$315.00          | \$0.00          |
| <b>ACCOUNTING CODE:</b>               |           |                         | <b>TOTAL ACTIVITY</b>   |                   | \$315.00        |
| <b>Purchasing Activity</b>            |           |                         |   |                   |                 |
| Post Date                             | Tran Date | Reference Number        | Transaction Description   | Amount            |                 |
| 03-17                                 | 03-14     | 24717055073290735242460 | SCHOOL SERVICES OF CALIFO 916-4487517 CA<br>P.O.S.: 1077751 SALES TAX: 0.00 | 315.00            |                 |
| <b>Total Purchasing Activity</b>      |           |                         |   | <b>\$315.00</b>   |                 |
| <b>ACADEMIC DECATHLON</b>             |           |                         | <b>CREDITS</b>  | <b>PURCHASES</b>  | <b>CASH ADV</b> |
| 4485-9281-7543-0709                   |           |                         | \$0.00  | \$530.77          | \$0.00          |
| <b>ACCOUNTING CODE:</b>               |           |                         | <b>TOTAL ACTIVITY</b>   |                   | \$530.77        |
| <b>Purchasing Activity</b>            |           |                         |   |                   |                 |
| Post Date                             | Tran Date | Reference Number        | Transaction Description   | Amount            |                 |
| 03-20                                 | 03-19     | 24943005079170875275345 | COSTCO WHSE #0423 SUNNYVALE CA<br>P.O.S.: 00208788 SALES TAX: 4.38          | 52.37             |                 |
| 03-20                                 | 03-19     | 24943005079170875275352 | COSTCO WHSE #0423 SUNNYVALE CA<br>P.O.S.: 00208787 SALES TAX: 17.16         | 205.19            |                 |
| 03-24                                 | 03-21     | 24036295080718645197322 | EZCATER*CRUST SOURDOU 800-488-1803 MA<br>P.O.S.: CRQZGV SALES TAX: 15.06    | 194.56            |                 |
| <b>Total Purchasing Activity</b>      |           |                         |   | <b>\$452.12</b>   |                 |
| <b>Travel Activity</b>                |           |                         |   |                   |                 |
| Post Date                             | Tran Date | Reference Number        | Transaction Description   | Amount            |                 |
| 03-21                                 | 03-20     | 24892185079104449547371 | MARRIOTT SANTA CLARA SANTA CLARA CA<br>227820 ARRIVAL: 02-28-25             | 60.00             |                 |
| 03-26                                 | 03-23     | 24892185084108700010733 | JOLLIBEE CONCORD CA<br>P.O.S.: 10164 SALES TAX: 1.66                        | 18.65             |                 |
| <b>Total Travel Activity</b>          |           |                         |   | <b>\$78.65</b>    |                 |

**California Online Public Schools 401(k) - 522213-01**

| Reference Number | Payroll Date | Expected Total <sup>1</sup> | Cash Effective Date <sup>2</sup> |
|------------------|--------------|-----------------------------|----------------------------------|
| 2464037727       | 04/25/2025   | \$200,449.76                | 04/28/2025                       |

<sup>1</sup>Expected Total is used for reconciliation purposes only. It may or may not equal the actual total for the contribution.

<sup>2</sup>If processed before 2 a.m. Eastern Time.

| Money Source | Description         | Verify Money Source | Total Amount |
|--------------|---------------------|---------------------|--------------|
| BTK 1        | EMPLOYEE BEFORE TAX | ✓                   | \$100,981.02 |
| LON 1        | LOAN REPAYMENT      | ✓                   | \$2,691.65   |
| RTH 1        | ROTH CONTRIBUTION   | ✓                   | \$26,463.73  |
| SHM 1        | SAFE HARBOR MATCH   | ✓                   | \$70,313.36  |

Expected Total: \$200,449.76

Actual Total: \$200,449.76

Total Amount to be Remitted by Employer: \$200,449.76

Showing 1 to 1 of 1 entries

Show  entries

| Account nickname | Bank                    | Bank account number |
|------------------|-------------------------|---------------------|
| Payroll          | JPMORGAN CHASE BANK, NA | XXXXX7900           |

Total: \$200,449.76

Remaining Balance: **\$0.00**

Confirmation Messages:

✓ I have read and accept all warnings and notices on this page.

[Continue](#)

**Print** Employee Contributions have been processed and submitted.  
You may print this page as confirmation for your records.

Verification Code:

28,-94,123,-87,77,-83,-40,49,-4,70,17,23,-47,-6,-34,-73,28,-4,12,-105,121,-119,76,116,57,47,-61,-117,126,-14,-104,-52,115,24,-78,81,26,11,61,24,103,-33,105,41,-38,-98,4,-86,-38,-128,61,-10,-45,65,59,32,61,6,94,74,-92,36,105,31





CALIFORNIA ONLINE PUBLIC SCHOOLS  
 Customer ID: 2510099819  
 Statement ID: 251009966674  
 May 2025

P.O. Box 629028  
 EL Dorado Hills, CA 95762-9028

RETURN SERVICE ONLY - DO NOT MAIL PAYMENTS TO THE ABOVE ADDRESS

CALIFORNIA ONLINE PUBLIC SCHOOLS  
 LaChelle Carter  
 33272 VALLE RD  
 SAN JUAN CAPISTRANO, CA 92675-4842

Any activity processed after 04/15/2025 will appear on your next bill.

**Summary of Amount Due**

|                              |                    |
|------------------------------|--------------------|
| Previous Balance             | \$91,032.78        |
| Payments                     | \$-91,032.78       |
| <b>Balance</b>               | <b>\$0.00</b>      |
|                              |                    |
| Current Activity             | \$91,661.41        |
| Retro Activity               | \$1,257.26         |
| <b>Total Current Charges</b> | <b>\$92,918.67</b> |

**Total Amount Due** **\$92,918.67**

(Includes past due and current charges)

**Due Before** **05/01/2025**

You're signed up for autopay. Your account ending in 7900 will be charged \$92,918.67, on 04/27/2025.

We've made a few account detail naming changes on the PDF and Excel versions of your monthly premium bill. Visit [kp.org/employer-readyourbill/ca](http://kp.org/employer-readyourbill/ca) to view our updated How to Read Your Bill Guide for more information.

| Accounts included in this bill |        |                 |                                |                           |               |
|--------------------------------|--------|-----------------|--------------------------------|---------------------------|---------------|
| Purchaser ID                   | Region | Billing Unit ID | Billing Unit Name              | Total Active Member Count | Total Charges |
| 236567                         | SCR    | 0000            | CALIFORNIA ONLINE/HCHMO ACTIVE | 102                       | \$61,245.75   |
| 236567                         | SCR    | 0001            | CALIFORNIA ONLINE/HSA ACTIVES  | 74                        | \$31,672.92   |



CALIFORNIA ONLINE PUBLIC SCHOOLS

Customer ID: 2510099819

Statement ID: 251009966674

May 2025

Any activity processed after 04/15/2025 will appear on your next bill.

**Payment Summary for Customer ID 2510099819**

| Purchaser ID             | Date posted | Payment type | Reference number | Payment amount | Billing Unit ID applied | Amount applied      |
|--------------------------|-------------|--------------|------------------|----------------|-------------------------|---------------------|
| 236567                   | 03/28/2025  | ACH          | 4879281          | \$91,032.78    | 0000                    | \$-59,359.86        |
| 236567                   | 03/28/2025  | ACH          | 4879281          | \$91,032.78    | 0001                    | \$-31,672.92        |
| <b>Total amount paid</b> |             |              |                  |                |                         | <b>\$-91,032.78</b> |

It can take up to 10 days to process your payments. If you don't see a payment you've already made, you'll see it on a future bill.



CALIFORNIA ONLINE PUBLIC SCHOOLS

Customer ID: 7928198292

Statement ID: 792819866673

May 2025

P.O. Box 629028  
EL Dorado Hills, CA 95762-9028

RETURN SERVICE ONLY - DO NOT MAIL PAYMENTS TO THE ABOVE ADDRESS

CALIFORNIA ONLINE PUBLIC SCHOOLS  
LaChelle Carter  
33272 VALLE RD  
SAN JUAN CAPISTRANO, CA 92675-4842

Any activity processed after 04/15/2025 will appear on your next bill.

**Summary of Amount Due**

|                              |                    |
|------------------------------|--------------------|
| Previous Balance             | \$27,957.35        |
| Payments                     | \$-27,957.35       |
| <b>Balance</b>               | <b>\$0.00</b>      |
|                              |                    |
| Current Activity             | \$27,957.35        |
| Retro Activity               | \$0.00             |
| <b>Total Current Charges</b> | <b>\$27,957.35</b> |

**Total Amount Due** **\$27,957.35**

(Includes past due and current charges)

**Due Before** **05/01/2025**

You're signed up for autopay. Your account ending in 7900 will be charged \$27,957.35, on 04/27/2025.

We've made a few account detail naming changes on the PDF and Excel versions of your monthly premium bill. Visit [kp.org/employer-readyourbill/ca](http://kp.org/employer-readyourbill/ca) to view our updated How to Read Your Bill Guide for more information.

| Accounts included in this bill |        |                 |                                |                           |               |
|--------------------------------|--------|-----------------|--------------------------------|---------------------------|---------------|
| Purchaser ID                   | Region | Billing Unit ID | Billing Unit Name              | Total Active Member Count | Total Charges |
| 608019                         | NCR    | 0000            | CALIFORNIA ONLINE/HCHMO ACTIVE | 34                        | \$17,670.51   |
| 608019                         | NCR    | 0001            | CALIFORNIA ONLINE/HSA ACTIVES  | 23                        | \$10,286.84   |



CALIFORNIA ONLINE PUBLIC SCHOOLS

Customer ID: 7928198292

Statement ID: 792819866673

May 2025

Any activity processed after 04/15/2025 will appear on your next bill.

**Payment Summary for Customer ID 7928198292**

| Purchaser ID             | Date posted | Payment type | Reference number | Payment amount | Billing Unit ID applied | Amount applied      |
|--------------------------|-------------|--------------|------------------|----------------|-------------------------|---------------------|
| 608019                   | 03/28/2025  | ACH          | 4871178          | \$27,957.35    | 0000                    | \$-17,670.51        |
| 608019                   | 03/28/2025  | ACH          | 4871178          | \$27,957.35    | 0001                    | \$-10,286.84        |
| <b>Total amount paid</b> |             |              |                  |                |                         | <b>\$-27,957.35</b> |

It can take up to 10 days to process your payments. If you don't see a payment you've already made, you'll see it on a future bill.

# oxford



**Corporate Headquarters**  
 300 Corporate Center Drive  
 Manalapan, NJ 07726  
 Tel (732) 761-1955  
 Fax (732) 761-8404  
 (800) 718-8855  
 www.oxfordconsulting.com

*"Your Staffing Source for Educational and Therapeutic Professionals."*

## Invoice

|           |           |
|-----------|-----------|
| Date      | Invoice # |
| 3/31/2025 | 167757    |

|   |
|---|
| <b>Bill To</b>  |
| California Online Public Schools<br>LaChelle Carter-Finance Director<br>33272 Valle Road<br>San Juan Capistrano, CA 92675 |

| Serviced     | Qty     | Description  | Rate  | Amount              |
|--------------|---------|--|-------|---------------------|
|              |         | Services Provided in March 2025                      |       |                     |
|              |         | Paraprofessional Services<br>Grade Band Para Support |       |                     |
|              | 2,716.5 | CalOPS Grade Band Para Support                       | 48.00 | 130,392.00          |
|              |         | Verification forms attached                          |       |                     |
| <b>Total</b> |         |  |       | <b>\$130,392.00</b> |

New York  
 Staten Island • Middletown

California  
 Ontario • San Diego

Pennsylvania  
 Havertown

*GRACE BAND - MARCH 2025*

| Service Date<br>(Actual Service Date) | Service Provider/<br>Therapist Name | Service Provided<br>(Please use SEIS<br>Service Code<br>Number and Name) | Service<br>Duration<br>- Hourly<br>(Actual<br>Length of<br>Service) | Hourly Fee<br>(Rate from<br>Signed<br>Master Contract) | Amount Due<br>(Service Duration<br>x<br>Hourly Fee) | Notes |
|---------------------------------------|-------------------------------------|--|---|--|---|-------|
| 3/3/2025                              | Madeleine Bliss                     | Paraprofessional   | 6.00  | \$48.00  | \$288.00  |       |
| 3/4/2025                              | Madeleine Bliss                     | Paraprofessional   | 6.00  | \$48.00  | \$288.00  |       |
| 3/5/2025                              | Madeleine Bliss                     | Paraprofessional   | 7.00  | \$48.00  | \$336.00  |       |
| 3/6/2025                              | Madeleine Bliss                     | Paraprofessional   | 6.00  | \$48.00  | \$288.00  |       |
| 3/7/2025                              | Madeleine Bliss                     | Paraprofessional   | 6.00  | \$48.00  | \$288.00  |       |
|                                       |                                     |  |   |  |   |       |
| 3/10/2025                             | Madeleine Bliss                     | Paraprofessional   | 6.00  | \$48.00  | \$288.00  |       |
| 3/11/2025                             | Madeleine Bliss                     | Paraprofessional   | 6.00  | \$48.00  | \$288.00  |       |
| 3/12/2025                             | Madeleine Bliss                     | Paraprofessional   | 7.00  | \$48.00  | \$336.00  |       |
| 3/13/2025                             | Madeleine Bliss                     | Paraprofessional   | 6.00  | \$48.00  | \$288.00  |       |
| 3/14/2025                             | Madeleine Bliss                     | Paraprofessional   | 3.00  | \$48.00  | \$144.00  |       |
|                                       |                                     |  |   |  |   |       |
| 3/17/2025                             | Madeleine Bliss                     | Paraprofessional   | 6.00  | \$48.00  | \$288.00  |       |
| 3/18/2025                             | Madeleine Bliss                     | Paraprofessional   | 6.00  | \$48.00  | \$288.00  |       |
| 3/19/2025                             | Madeleine Bliss                     | Paraprofessional   | 7.00  | \$48.00  | \$336.00  |       |
| 3/20/2025                             | Madeleine Bliss                     | Paraprofessional   | 6.00  | \$48.00  | \$288.00  |       |
| 3/21/2025                             | Madeleine Bliss                     | Paraprofessional   | 6.00  | \$48.00  | \$288.00  |       |
|                                       |                                     |  |   |  |   |       |
| 3/24/2025                             | Madeleine Bliss                     | Paraprofessional   | 6.00  | \$48.00  | \$288.00  |       |
| 3/25/2025                             | Madeleine Bliss                     | Paraprofessional   | 6.00  | \$48.00  | \$288.00  |       |
| 3/26/2025                             | Madeleine Bliss                     | Paraprofessional   | 7.00  | \$48.00  | \$336.00  |       |
| 3/27/2025                             | Madeleine Bliss                     | Paraprofessional   | 6.00  | \$48.00  | \$288.00  |       |
| 3/28/2025                             | Madeleine Bliss                     | Paraprofessional   | 6.00  | \$48.00  | \$288.00  |       |
|                                       |                                     |  |   |  |   |       |
| 3/31/2025                             | Madeleine Bliss                     | Paraprofessional   | 6.00  | \$48.00  | \$288.00  |       |
|                                       |                                     |  |   |  |   |       |
|                                       |                                     |  | <b>127.00</b>   |  | <b>\$6,096.00</b>                                   |       |
|                                       |                                     |  |   |  |   |       |
| 3/3/2025                              | Christina Brasil                    | Paraprofessional   | 6.00  | \$48.00  | \$288.00  |       |
| 3/4/2025                              | Christina Brasil                    | Paraprofessional   | 6.00  | \$48.00  | \$288.00  |       |
| 3/5/2025                              | Christina Brasil                    | Paraprofessional   | 7.00  | \$48.00  | \$336.00  |       |
| 3/6/2025                              | Christina Brasil                    | Paraprofessional   | 6.00  | \$48.00  | \$288.00  |       |
| 3/7/2025                              | Christina Brasil                    | Paraprofessional   | 6.00  | \$48.00  | \$288.00  |       |
|                                       |                                     |  |   |  |   |       |
| 3/10/2025                             | Christina Brasil                    | Paraprofessional   | 6.00  | \$48.00  | \$288.00  |       |
| 3/11/2025                             | Christina Brasil                    | Paraprofessional   | 6.00  | \$48.00  | \$288.00  |       |
| 3/12/2025                             | Christina Brasil                    | Paraprofessional   | 7.00  | \$48.00  | \$336.00  |       |
| 3/13/2025                             | Christina Brasil                    | Paraprofessional   | 6.00  | \$48.00  | \$288.00  |       |
| 3/14/2025                             | Christina Brasil                    | Paraprofessional   | 6.00  | \$48.00  | \$288.00  |       |
|                                       |                                     |  |   |  |   |       |
| 3/17/2025                             | Christina Brasil                    | Paraprofessional   | 6.00  | \$48.00  | \$288.00  |       |
| 3/18/2025                             | Christina Brasil                    | Paraprofessional   | 0.00  | \$48.00  | \$0.00  | Sick  |
| 3/19/2025                             | Christina Brasil                    | Paraprofessional   | 7.00  | \$48.00  | \$336.00  |       |

|           |                  |                  |               |         |                   |      |
|-----------|------------------|------------------|---------------|---------|-------------------|------|
| 3/20/2025 | Christina Brasil | Paraprofessional | 6.00          | \$48.00 | \$288.00          |      |
| 3/21/2025 | Christina Brasil | Paraprofessional | 6.00          | \$48.00 | \$288.00          |      |
|           |                  |                  |               |         |                   |      |
|           |                  |                  |               |         |                   |      |
| 3/24/2025 | Christina Brasil | Paraprofessional | 6.00          | \$48.00 | \$288.00          |      |
| 3/25/2025 | Christina Brasil | Paraprofessional | 6.00          | \$48.00 | \$288.00          |      |
| 3/26/2025 | Christina Brasil | Paraprofessional | 7.00          | \$48.00 | \$336.00          |      |
| 3/27/2025 | Christina Brasil | Paraprofessional | 6.00          | \$48.00 | \$288.00          |      |
| 3/28/2025 | Christina Brasil | Paraprofessional | 6.00          | \$48.00 | \$288.00          |      |
|           |                  |                  |               |         |                   |      |
|           |                  |                  |               |         |                   |      |
| 3/31/2025 | Christina Brasil | Paraprofessional | 0.00          | \$48.00 | \$0.00            | Sick |
|           |                  |                  |               |         |                   |      |
|           |                  |                  | <b>118.00</b> |         | <b>\$5,664.00</b> |      |
|           |                  |                  |               |         |                   |      |
| 3/3/2025  | Kourtney Clark   | Paraprofessional | 6.00          | \$48.00 | \$288.00          |      |
| 3/4/2025  | Kourtney Clark   | Paraprofessional | 0.00          | \$48.00 | \$0.00            |      |
| 3/5/2025  | Kourtney Clark   | Paraprofessional | 0.00          | \$48.00 | \$0.00            |      |
| 3/6/2025  | Kourtney Clark   | Paraprofessional | 7.00          | \$48.00 | \$336.00          |      |
| 3/7/2025  | Kourtney Clark   | Paraprofessional | 6.00          | \$48.00 | \$288.00          |      |
|           |                  |                  |               |         |                   |      |
|           |                  |                  |               |         |                   |      |
| 3/10/2025 | Kourtney Clark   | Paraprofessional | 6.00          | \$48.00 | \$288.00          |      |
| 3/11/2025 | Kourtney Clark   | Paraprofessional | 6.00          | \$48.00 | \$288.00          |      |
| 3/12/2025 | Kourtney Clark   | Paraprofessional | 7.00          | \$48.00 | \$336.00          |      |
| 3/13/2025 | Kourtney Clark   | Paraprofessional | 6.00          | \$48.00 | \$288.00          |      |
| 3/14/2025 | Kourtney Clark   | Paraprofessional | 6.00          | \$48.00 | \$288.00          |      |
|           |                  |                  |               |         |                   |      |
|           |                  |                  |               |         |                   |      |
| 3/17/2025 | Kourtney Clark   | Paraprofessional | 6.00          | \$48.00 | \$288.00          |      |
| 3/18/2025 | Kourtney Clark   | Paraprofessional | 6.00          | \$48.00 | \$288.00          |      |
| 3/19/2025 | Kourtney Clark   | Paraprofessional | 7.00          | \$48.00 | \$336.00          |      |
| 3/20/2025 | Kourtney Clark   | Paraprofessional | 6.00          | \$48.00 | \$288.00          |      |
| 3/21/2025 | Kourtney Clark   | Paraprofessional | 6.00          | \$48.00 | \$288.00          |      |
|           |                  |                  |               |         |                   |      |
|           |                  |                  |               |         |                   |      |
| 3/24/2025 | Kourtney Clark   | Paraprofessional | 0.00          | \$48.00 | \$0.00            |      |
| 3/25/2025 | Kourtney Clark   | Paraprofessional | 6.00          | \$48.00 | \$288.00          |      |
| 3/26/2025 | Kourtney Clark   | Paraprofessional | 7.00          | \$48.00 | \$336.00          |      |
| 3/27/2025 | Kourtney Clark   | Paraprofessional | 6.00          | \$48.00 | \$288.00          |      |
| 3/28/2025 | Kourtney Clark   | Paraprofessional | 6.00          | \$48.00 | \$288.00          |      |
|           |                  |                  |               |         |                   |      |
|           |                  |                  |               |         |                   |      |
| 3/31/2025 | Kourtney Clark   | Paraprofessional | 6.00          | \$48.00 | \$288.00          |      |
|           |                  |                  |               |         |                   |      |
|           |                  |                  | <b>112.00</b> |         | <b>\$5,376.00</b> |      |
|           |                  |                  |               |         |                   |      |
| 3/3/2025  | Jamie Epp        | Paraprofessional | 0.00          | \$48.00 | \$0.00            |      |
| 3/4/2025  | Jamie Epp        | Paraprofessional | 0.00          | \$48.00 | \$0.00            |      |
| 3/5/2025  | Jamie Epp        | Paraprofessional | 0.00          | \$48.00 | \$0.00            |      |
| 3/6/2025  | Jamie Epp        | Paraprofessional | 0.00          | \$48.00 | \$0.00            |      |
| 3/7/2025  | Jamie Epp        | Paraprofessional | 0.00          | \$48.00 | \$0.00            |      |
|           |                  |                  |               |         |                   |      |
|           |                  |                  |               |         |                   |      |
| 3/10/2025 | Jamie Epp        | Paraprofessional | 0.00          | \$48.00 | \$0.00            |      |
| 3/11/2025 | Jamie Epp        | Paraprofessional | 0.00          | \$48.00 | \$0.00            |      |

|           |               |                  |               |         |                   |      |
|-----------|---------------|------------------|---------------|---------|-------------------|------|
| 3/12/2025 | Jamie Epp     | Paraprofessional | 0.00          | \$48.00 | \$0.00            |      |
| 3/13/2025 | Jamie Epp     | Paraprofessional | 0.00          | \$48.00 | \$0.00            |      |
| 3/14/2025 | Jamie Epp     | Paraprofessional | 0.00          | \$48.00 | \$0.00            |      |
|           |               |                  |               |         |                   |      |
| 3/17/2025 | Jamie Epp     | Paraprofessional | 6.00          | \$48.00 | \$288.00          |      |
| 3/18/2025 | Jamie Epp     | Paraprofessional | 6.00          | \$48.00 | \$288.00          |      |
| 3/19/2025 | Jamie Epp     | Paraprofessional | 7.00          | \$48.00 | \$336.00          |      |
| 3/20/2025 | Jamie Epp     | Paraprofessional | 6.00          | \$48.00 | \$288.00          |      |
| 3/21/2025 | Jamie Epp     | Paraprofessional | 6.00          | \$48.00 | \$288.00          |      |
|           |               |                  |               |         |                   |      |
| 3/24/2025 | Jamie Epp     | Paraprofessional | 6.00          | \$48.00 | \$288.00          |      |
| 3/25/2025 | Jamie Epp     | Paraprofessional | 6.00          | \$48.00 | \$288.00          |      |
| 3/26/2025 | Jamie Epp     | Paraprofessional | 7.00          | \$48.00 | \$336.00          |      |
| 3/27/2025 | Jamie Epp     | Paraprofessional | 6.00          | \$48.00 | \$288.00          |      |
| 3/28/2025 | Jamie Epp     | Paraprofessional | 6.00          | \$48.00 | \$288.00          |      |
|           |               |                  |               |         |                   |      |
| 3/31/2025 | Jamie Epp     | Paraprofessional | 6.00          | \$48.00 | \$288.00          |      |
|           |               |                  | <b>68.00</b>  |         | <b>\$3,264.00</b> |      |
| 3/3/2025  | Leticia Filer | Paraprofessional | 6.00          | \$48.00 | \$288.00          |      |
| 3/4/2025  | Leticia Filer | Paraprofessional | 6.00          | \$48.00 | \$288.00          |      |
| 3/5/2025  | Leticia Filer | Paraprofessional | 7.00          | \$48.00 | \$336.00          |      |
| 3/6/2025  | Leticia Filer | Paraprofessional | 6.00          | \$48.00 | \$288.00          |      |
| 3/7/2025  | Leticia Filer | Paraprofessional | 6.00          | \$48.00 | \$288.00          |      |
|           |               |                  |               |         |                   |      |
| 3/10/2025 | Leticia Filer | Paraprofessional | 0.00          | \$48.00 | \$0.00            | Sick |
| 3/11/2025 | Leticia Filer | Paraprofessional | 0.00          | \$48.00 | \$0.00            | Sick |
| 3/12/2025 | Leticia Filer | Paraprofessional | 7.00          | \$48.00 | \$336.00          |      |
| 3/13/2025 | Leticia Filer | Paraprofessional | 6.00          | \$48.00 | \$288.00          |      |
| 3/14/2025 | Leticia Filer | Paraprofessional | 6.00          | \$48.00 | \$288.00          |      |
|           |               |                  |               |         |                   |      |
| 3/17/2025 | Leticia Filer | Paraprofessional | 6.00          | \$48.00 | \$288.00          |      |
| 3/18/2025 | Leticia Filer | Paraprofessional | 6.00          | \$48.00 | \$288.00          |      |
| 3/19/2025 | Leticia Filer | Paraprofessional | 7.00          | \$48.00 | \$336.00          |      |
| 3/20/2025 | Leticia Filer | Paraprofessional | 6.00          | \$48.00 | \$288.00          |      |
| 3/21/2025 | Leticia Filer | Paraprofessional | 5.50          | \$48.00 | \$264.00          |      |
|           |               |                  |               |         |                   |      |
| 3/24/2025 | Leticia Filer | Paraprofessional | 6.00          | \$48.00 | \$288.00          |      |
| 3/25/2025 | Leticia Filer | Paraprofessional | 6.00          | \$48.00 | \$288.00          |      |
| 3/26/2025 | Leticia Filer | Paraprofessional | 7.00          | \$48.00 | \$336.00          |      |
| 3/27/2025 | Leticia Filer | Paraprofessional | 6.00          | \$48.00 | \$288.00          |      |
| 3/28/2025 | Leticia Filer | Paraprofessional | 6.00          | \$48.00 | \$288.00          |      |
|           |               |                  |               |         |                   |      |
| 3/31/2025 | Leticia Filer | Paraprofessional | 6.00          | \$48.00 | \$288.00          |      |
|           |               |                  | <b>117.50</b> |         | <b>\$5,640.00</b> |      |
| 3/3/2025  | Laurelle Plax | Paraprofessional | 6.00          | \$48.00 | \$288.00          |      |

|           |                    |                  |               |         |                   |      |
|-----------|--------------------|------------------|---------------|---------|-------------------|------|
| 3/4/2025  | Laurelle Flax      | Paraprofessional | 6.00          | \$48.00 | \$288.00          |      |
| 3/5/2025  | Laurelle Flax      | Paraprofessional | 7.00          | \$48.00 | \$336.00          |      |
| 3/6/2025  | Laurelle Flax      | Paraprofessional | 6.00          | \$48.00 | \$288.00          |      |
| 3/7/2025  | Laurelle Flax      | Paraprofessional | 6.00          | \$48.00 | \$288.00          |      |
|           |                    |                  |               |         |                   |      |
|           |                    |                  |               |         |                   |      |
| 3/10/2025 | Laurelle Flax      | Paraprofessional | 6.00          | \$48.00 | \$288.00          |      |
| 3/11/2025 | Laurelle Flax      | Paraprofessional | 6.00          | \$48.00 | \$288.00          |      |
| 3/12/2025 | Laurelle Flax      | Paraprofessional | 7.00          | \$48.00 | \$336.00          |      |
| 3/13/2025 | Laurelle Flax      | Paraprofessional | 6.00          | \$48.00 | \$288.00          |      |
| 3/14/2025 | Laurelle Flax      | Paraprofessional | 6.00          | \$48.00 | \$288.00          |      |
|           |                    |                  |               |         |                   |      |
|           |                    |                  |               |         |                   |      |
| 3/17/2025 | Laurelle Flax      | Paraprofessional | 6.00          | \$48.00 | \$288.00          |      |
| 3/18/2025 | Laurelle Flax      | Paraprofessional | 3.50          | \$48.00 | \$168.00          | Sick |
| 3/19/2025 | Laurelle Flax      | Paraprofessional | 7.00          | \$48.00 | \$336.00          |      |
| 3/20/2025 | Laurelle Flax      | Paraprofessional | 6.00          | \$48.00 | \$288.00          |      |
| 3/21/2025 | Laurelle Flax      | Paraprofessional | 6.00          | \$48.00 | \$288.00          |      |
|           |                    |                  |               |         |                   |      |
|           |                    |                  |               |         |                   |      |
| 3/24/2025 | Laurelle Flax      | Paraprofessional | 6.00          | \$48.00 | \$288.00          |      |
| 3/25/2025 | Laurelle Flax      | Paraprofessional | 6.00          | \$48.00 | \$288.00          |      |
| 3/26/2025 | Laurelle Flax      | Paraprofessional | 7.00          | \$48.00 | \$336.00          |      |
| 3/27/2025 | Laurelle Flax      | Paraprofessional | 6.00          | \$48.00 | \$288.00          |      |
| 3/28/2025 | Laurelle Flax      | Paraprofessional | 6.00          | \$48.00 | \$288.00          |      |
|           |                    |                  |               |         |                   |      |
|           |                    |                  |               |         |                   |      |
| 3/31/2025 | Laurelle Flax      | Paraprofessional | 6.00          | \$48.00 | \$288.00          |      |
|           |                    |                  |               |         |                   |      |
|           |                    |                  | <b>127.50</b> |         | <b>\$6,120.00</b> |      |
|           |                    |                  |               |         |                   |      |
|           |                    |                  |               |         |                   |      |
| 3/3/2025  | Lauren Fleischmann | Paraprofessional | 6.00          | \$48.00 | \$288.00          |      |
| 3/4/2025  | Lauren Fleischmann | Paraprofessional | 6.00          | \$48.00 | \$288.00          |      |
| 3/5/2025  | Lauren Fleischmann | Paraprofessional | 7.00          | \$48.00 | \$336.00          |      |
| 3/6/2025  | Lauren Fleischmann | Paraprofessional | 6.00          | \$48.00 | \$288.00          |      |
| 3/7/2025  | Lauren Fleischmann | Paraprofessional | 6.00          | \$48.00 | \$288.00          |      |
|           |                    |                  |               |         |                   |      |
|           |                    |                  |               |         |                   |      |
| 3/10/2025 | Lauren Fleischmann | Paraprofessional | 6.00          | \$48.00 | \$288.00          |      |
| 3/11/2025 | Lauren Fleischmann | Paraprofessional | 6.00          | \$48.00 | \$288.00          |      |
| 3/12/2025 | Lauren Fleischmann | Paraprofessional | 7.00          | \$48.00 | \$336.00          |      |
| 3/13/2025 | Lauren Fleischmann | Paraprofessional | 6.00          | \$48.00 | \$288.00          |      |
| 3/14/2025 | Lauren Fleischmann | Paraprofessional | 6.00          | \$48.00 | \$288.00          |      |
|           |                    |                  |               |         |                   |      |
|           |                    |                  |               |         |                   |      |
| 3/17/2025 | Lauren Fleischmann | Paraprofessional | 6.00          | \$48.00 | \$288.00          |      |
| 3/18/2025 | Lauren Fleischmann | Paraprofessional | 6.00          | \$48.00 | \$288.00          |      |
| 3/19/2025 | Lauren Fleischmann | Paraprofessional | 7.00          | \$48.00 | \$336.00          |      |
| 3/20/2025 | Lauren Fleischmann | Paraprofessional | 6.00          | \$48.00 | \$288.00          |      |
| 3/21/2025 | Lauren Fleischmann | Paraprofessional | 6.00          | \$48.00 | \$288.00          |      |
|           |                    |                  |               |         |                   |      |
|           |                    |                  |               |         |                   |      |
| 3/24/2025 | Lauren Fleischmann | Paraprofessional | 6.00          | \$48.00 | \$288.00          |      |
| 3/25/2025 | Lauren Fleischmann | Paraprofessional | 6.00          | \$48.00 | \$288.00          |      |
| 3/26/2025 | Lauren Fleischmann | Paraprofessional | 7.00          | \$48.00 | \$336.00          |      |
| 3/27/2025 | Lauren Fleischmann | Paraprofessional | 6.00          | \$48.00 | \$288.00          |      |

|           |                    |                  |               |         |                   |
|-----------|--------------------|------------------|---------------|---------|-------------------|
| 3/28/2025 | Lauren Fleischmann | Paraprofessional | 6.00          | \$48.00 | \$288.00          |
|           |                    |                  |               |         |                   |
| 3/31/2025 | Lauren Fleischmann | Paraprofessional | 6.00          | \$48.00 | \$288.00          |
|           |                    |                  |               |         |                   |
|           |                    |                  | <b>130.00</b> |         | <b>\$6,240.00</b> |
|           |                    |                  |               |         |                   |
| 3/3/2025  | Flores Cindy       | Paraprofessional | 6.00          | \$48.00 | \$288.00          |
| 3/4/2025  | Flores Cindy       | Paraprofessional | 6.00          | \$48.00 | \$288.00          |
| 3/5/2025  | Flores Cindy       | Paraprofessional | 7.00          | \$48.00 | \$336.00          |
| 3/6/2025  | Flores Cindy       | Paraprofessional | 6.00          | \$48.00 | \$288.00          |
| 3/7/2025  | Flores Cindy       | Paraprofessional | 6.00          | \$48.00 | \$288.00          |
|           |                    |                  |               |         |                   |
|           |                    |                  |               |         |                   |
| 3/10/2025 | Flores Cindy       | Paraprofessional | 6.00          | \$48.00 | \$288.00          |
| 3/11/2025 | Flores Cindy       | Paraprofessional | 6.00          | \$48.00 | \$288.00          |
| 3/12/2025 | Flores Cindy       | Paraprofessional | 7.00          | \$48.00 | \$336.00          |
| 3/13/2025 | Flores Cindy       | Paraprofessional | 6.00          | \$48.00 | \$288.00          |
| 3/14/2025 | Flores Cindy       | Paraprofessional | 6.00          | \$48.00 | \$288.00          |
|           |                    |                  |               |         |                   |
|           |                    |                  |               |         |                   |
| 3/17/2025 | Flores Cindy       | Paraprofessional | 6.00          | \$48.00 | \$288.00          |
| 3/18/2025 | Flores Cindy       | Paraprofessional | 6.00          | \$48.00 | \$288.00          |
| 3/19/2025 | Flores Cindy       | Paraprofessional | 7.00          | \$48.00 | \$336.00          |
| 3/20/2025 | Flores Cindy       | Paraprofessional | 6.00          | \$48.00 | \$288.00          |
| 3/21/2025 | Flores Cindy       | Paraprofessional | 6.00          | \$48.00 | \$288.00          |
|           |                    |                  |               |         |                   |
|           |                    |                  |               |         |                   |
| 3/24/2025 | Flores Cindy       | Paraprofessional | 6.00          | \$48.00 | \$288.00          |
| 3/25/2025 | Flores Cindy       | Paraprofessional | 6.00          | \$48.00 | \$288.00          |
| 3/26/2025 | Flores Cindy       | Paraprofessional | 7.00          | \$48.00 | \$336.00          |
| 3/27/2025 | Flores Cindy       | Paraprofessional | 6.00          | \$48.00 | \$288.00          |
| 3/28/2025 | Flores Cindy       | Paraprofessional | 6.00          | \$48.00 | \$288.00          |
|           |                    |                  |               |         |                   |
|           |                    |                  |               |         |                   |
| 3/31/2025 | Flores Cindy       | Paraprofessional | 6.00          | \$48.00 | \$288.00          |
|           |                    |                  |               |         |                   |
|           |                    |                  | <b>130.00</b> |         | <b>\$6,240.00</b> |
|           |                    |                  |               |         |                   |
| 3/3/2025  | Edna Guerrero      | Paraprofessional | 6.00          | \$48.00 | \$288.00          |
| 3/4/2025  | Edna Guerrero      | Paraprofessional | 6.00          | \$48.00 | \$288.00          |
| 3/5/2025  | Edna Guerrero      | Paraprofessional | 6.00          | \$48.00 | \$288.00          |
| 3/6/2025  | Edna Guerrero      | Paraprofessional | 6.00          | \$48.00 | \$288.00          |
| 3/7/2025  | Edna Guerrero      | Paraprofessional | 7.00          | \$48.00 | \$336.00          |
|           |                    |                  |               |         |                   |
|           |                    |                  |               |         |                   |
| 3/10/2025 | Edna Guerrero      | Paraprofessional | 6.00          | \$48.00 | \$288.00          |
| 3/11/2025 | Edna Guerrero      | Paraprofessional | 6.00          | \$48.00 | \$288.00          |
| 3/12/2025 | Edna Guerrero      | Paraprofessional | 6.00          | \$48.00 | \$288.00          |
| 3/13/2025 | Edna Guerrero      | Paraprofessional | 6.00          | \$48.00 | \$288.00          |
| 3/14/2025 | Edna Guerrero      | Paraprofessional | 7.00          | \$48.00 | \$336.00          |
|           |                    |                  |               |         |                   |
|           |                    |                  |               |         |                   |
| 3/17/2025 | Edna Guerrero      | Paraprofessional | 6.00          | \$48.00 | \$288.00          |
| 3/18/2025 | Edna Guerrero      | Paraprofessional | 6.00          | \$48.00 | \$288.00          |
| 3/19/2025 | Edna Guerrero      | Paraprofessional | 6.00          | \$48.00 | \$288.00          |

|           |                 |                  |               |         |                   |      |
|-----------|-----------------|------------------|---------------|---------|-------------------|------|
| 3/20/2025 | Edna Guerrero   | Paraprofessional | 6.00          | \$48.00 | \$288.00          |      |
| 3/21/2025 | Edna Guerrero   | Paraprofessional | 7.00          | \$48.00 | \$336.00          |      |
|           |                 |                  |               |         |                   |      |
| 3/24/2025 | Edna Guerrero   | Paraprofessional | 6.00          | \$48.00 | \$288.00          |      |
| 3/25/2025 | Edna Guerrero   | Paraprofessional | 6.00          | \$48.00 | \$288.00          |      |
| 3/26/2025 | Edna Guerrero   | Paraprofessional | 6.00          | \$48.00 | \$288.00          |      |
| 3/27/2025 | Edna Guerrero   | Paraprofessional | 6.00          | \$48.00 | \$288.00          |      |
| 3/28/2025 | Edna Guerrero   | Paraprofessional | 7.00          | \$48.00 | \$336.00          |      |
|           |                 |                  |               |         |                   |      |
| 3/31/2025 | Edna Guerrero   | Paraprofessional | 6.00          | \$48.00 | \$288.00          |      |
|           |                 |                  |               |         |                   |      |
|           |                 |                  | <b>130.00</b> |         | <b>\$6,240.00</b> |      |
|           |                 |                  |               |         |                   |      |
| 3/3/2025  | Heather Hilaman | Paraprofessional | 6.00          | \$48.00 | \$288.00          |      |
| 3/4/2025  | Heather Hilaman | Paraprofessional | 6.00          | \$48.00 | \$288.00          |      |
| 3/5/2025  | Heather Hilaman | Paraprofessional | 6.50          | \$48.00 | \$312.00          |      |
| 3/6/2025  | Heather Hilaman | Paraprofessional | 6.50          | \$48.00 | \$312.00          |      |
| 3/7/2025  | Heather Hilaman | Paraprofessional | 6.00          | \$48.00 | \$288.00          |      |
|           |                 |                  |               |         |                   |      |
| 3/10/2025 | Heather Hilaman | Paraprofessional | 6.00          | \$48.00 | \$288.00          |      |
| 3/11/2025 | Heather Hilaman | Paraprofessional | 6.00          | \$48.00 | \$288.00          |      |
| 3/12/2025 | Heather Hilaman | Paraprofessional | 6.50          | \$48.00 | \$312.00          |      |
| 3/13/2025 | Heather Hilaman | Paraprofessional | 6.50          | \$48.00 | \$312.00          |      |
| 3/14/2025 | Heather Hilaman | Paraprofessional | 6.00          | \$48.00 | \$288.00          |      |
|           |                 |                  |               |         |                   |      |
| 3/17/2025 | Heather Hilaman | Paraprofessional | 6.00          | \$48.00 | \$288.00          |      |
| 3/18/2025 | Heather Hilaman | Paraprofessional | 6.00          | \$48.00 | \$288.00          |      |
| 3/19/2025 | Heather Hilaman | Paraprofessional | 6.50          | \$48.00 | \$312.00          |      |
| 3/20/2025 | Heather Hilaman | Paraprofessional | 6.50          | \$48.00 | \$312.00          |      |
| 3/21/2025 | Heather Hilaman | Paraprofessional | 6.00          | \$48.00 | \$288.00          |      |
|           |                 |                  |               |         |                   |      |
| 3/24/2025 | Heather Hilaman | Paraprofessional | 6.00          | \$48.00 | \$288.00          |      |
| 3/25/2025 | Heather Hilaman | Paraprofessional | 6.00          | \$48.00 | \$288.00          |      |
| 3/26/2025 | Heather Hilaman | Paraprofessional | 6.50          | \$48.00 | \$312.00          |      |
| 3/27/2025 | Heather Hilaman | Paraprofessional | 6.50          | \$48.00 | \$312.00          |      |
| 3/28/2025 | Heather Hilaman | Paraprofessional | 6.00          | \$48.00 | \$288.00          |      |
|           |                 |                  |               |         |                   |      |
| 3/31/2025 | Heather Hilaman | Paraprofessional | 6.00          | \$48.00 | \$288.00          |      |
|           |                 |                  |               |         |                   |      |
|           |                 |                  | <b>130.00</b> |         | <b>\$6,240.00</b> |      |
|           |                 |                  |               |         |                   |      |
| 3/3/2025  | Natalie Hoss    | Paraprofessional | 6.00          | \$48.00 | \$288.00          |      |
| 3/4/2025  | Natalie Hoss    | Paraprofessional | 6.00          | \$48.00 | \$288.00          |      |
| 3/5/2025  | Natalie Hoss    | Paraprofessional | 7.00          | \$48.00 | \$336.00          |      |
| 3/6/2025  | Natalie Hoss    | Paraprofessional | 0.00          | \$48.00 | \$0.00            | Sick |
| 3/7/2025  | Natalie Hoss    | Paraprofessional | 0.00          | \$48.00 | \$0.00            | Sick |
|           |                 |                  |               |         |                   |      |
| 3/10/2025 | Natalie Hoss    | Paraprofessional | 6.00          | \$48.00 | \$288.00          |      |
| 3/11/2025 | Natalie Hoss    | Paraprofessional | 6.00          | \$48.00 | \$288.00          |      |

|           |                 |                  |               |         |                   |                 |
|-----------|-----------------|------------------|---------------|---------|-------------------|-----------------|
| 3/12/2025 | Natalie Hoss    | Paraprofessional | 7.00          | \$48.00 | \$336.00          |                 |
| 3/13/2025 | Natalie Hoss    | Paraprofessional | 6.00          | \$48.00 | \$288.00          |                 |
| 3/14/2025 | Natalie Hoss    | Paraprofessional | 6.00          | \$48.00 | \$288.00          |                 |
|           |                 |                  |               |         |                   |                 |
| 3/17/2025 | Natalie Hoss    | Paraprofessional | 6.00          | \$48.00 | \$288.00          |                 |
| 3/18/2025 | Natalie Hoss    | Paraprofessional | 6.00          | \$48.00 | \$288.00          |                 |
| 3/19/2025 | Natalie Hoss    | Paraprofessional | 0.00          | \$48.00 | \$0.00            | Unpaid Time Off |
| 3/20/2025 | Natalie Hoss    | Paraprofessional | 6.00          | \$48.00 | \$288.00          |                 |
| 3/21/2025 | Natalie Hoss    | Paraprofessional | 6.00          | \$48.00 | \$288.00          |                 |
|           |                 |                  |               |         |                   |                 |
| 3/24/2025 | Natalie Hoss    | Paraprofessional | 6.00          | \$48.00 | \$288.00          |                 |
| 3/25/2025 | Natalie Hoss    | Paraprofessional | 6.00          | \$48.00 | \$288.00          |                 |
| 3/26/2025 | Natalie Hoss    | Paraprofessional | 7.00          | \$48.00 | \$336.00          |                 |
| 3/27/2025 | Natalie Hoss    | Paraprofessional | 6.00          | \$48.00 | \$288.00          |                 |
| 3/28/2025 | Natalie Hoss    | Paraprofessional | 6.00          | \$48.00 | \$288.00          |                 |
|           |                 |                  |               |         |                   |                 |
| 3/31/2025 | Natalie Hoss    | Paraprofessional | 6.00          | \$48.00 | \$288.00          |                 |
|           |                 |                  |               |         |                   |                 |
|           |                 |                  | <b>111.00</b> |         | <b>\$5,328.00</b> |                 |
|           |                 |                  |               |         |                   |                 |
| 3/3/2025  | Jessica Johnson | Paraprofessional | 6.00          | \$48.00 | \$288.00          |                 |
| 3/4/2025  | Jessica Johnson | Paraprofessional | 6.00          | \$48.00 | \$288.00          |                 |
| 3/5/2025  | Jessica Johnson | Paraprofessional | 7.00          | \$48.00 | \$336.00          |                 |
| 3/6/2025  | Jessica Johnson | Paraprofessional | 6.00          | \$48.00 | \$288.00          |                 |
| 3/7/2025  | Jessica Johnson | Paraprofessional | 6.00          | \$48.00 | \$288.00          |                 |
|           |                 |                  |               |         |                   |                 |
| 3/10/2025 | Jessica Johnson | Paraprofessional | 6.00          | \$48.00 | \$288.00          |                 |
| 3/11/2025 | Jessica Johnson | Paraprofessional | 6.00          | \$48.00 | \$288.00          |                 |
| 3/12/2025 | Jessica Johnson | Paraprofessional | 7.00          | \$48.00 | \$336.00          |                 |
| 3/13/2025 | Jessica Johnson | Paraprofessional | 6.00          | \$48.00 | \$288.00          |                 |
| 3/14/2025 | Jessica Johnson | Paraprofessional | 6.00          | \$48.00 | \$288.00          |                 |
|           |                 |                  |               |         |                   |                 |
| 3/17/2025 | Jessica Johnson | Paraprofessional | 6.00          | \$48.00 | \$288.00          |                 |
| 3/18/2025 | Jessica Johnson | Paraprofessional | 6.00          | \$48.00 | \$288.00          |                 |
| 3/19/2025 | Jessica Johnson | Paraprofessional | 7.00          | \$48.00 | \$336.00          |                 |
| 3/20/2025 | Jessica Johnson | Paraprofessional | 6.00          | \$48.00 | \$288.00          |                 |
| 3/21/2025 | Jessica Johnson | Paraprofessional | 6.00          | \$48.00 | \$288.00          |                 |
|           |                 |                  |               |         |                   |                 |
| 3/24/2025 | Jessica Johnson | Paraprofessional | 6.00          | \$48.00 | \$288.00          |                 |
| 3/25/2025 | Jessica Johnson | Paraprofessional | 6.00          | \$48.00 | \$288.00          |                 |
| 3/26/2025 | Jessica Johnson | Paraprofessional | 7.00          | \$48.00 | \$336.00          |                 |
| 3/27/2025 | Jessica Johnson | Paraprofessional | 6.00          | \$48.00 | \$288.00          |                 |
| 3/28/2025 | Jessica Johnson | Paraprofessional | 6.00          | \$48.00 | \$288.00          |                 |
|           |                 |                  |               |         |                   |                 |
| 3/31/2025 | Jessica Johnson | Paraprofessional | 6.00          | \$48.00 | \$288.00          |                 |
|           |                 |                  |               |         |                   |                 |
|           |                 |                  | <b>130.00</b> |         | <b>\$6,240.00</b> |                 |
|           |                 |                  |               |         |                   |                 |
| 3/3/2025  | Harpreet Kaur   | Paraprofessional | 6.00          | \$48.00 | \$288.00          |                 |

|           |               |                  |               |         |                   |  |
|-----------|---------------|------------------|---------------|---------|-------------------|--|
| 3/4/2025  | Harpreet Kaur | Paraprofessional | 6.00          | \$48.00 | \$288.00          |  |
| 3/5/2025  | Harpreet Kaur | Paraprofessional | 7.00          | \$48.00 | \$336.00          |  |
| 3/6/2025  | Harpreet Kaur | Paraprofessional | 6.00          | \$48.00 | \$288.00          |  |
| 3/7/2025  | Harpreet Kaur | Paraprofessional | 6.00          | \$48.00 | \$288.00          |  |
|           |               |                  |               |         |                   |  |
|           |               |                  |               |         |                   |  |
| 3/10/2025 | Harpreet Kaur | Paraprofessional | 6.00          | \$48.00 | \$288.00          |  |
| 3/11/2025 | Harpreet Kaur | Paraprofessional | 6.00          | \$48.00 | \$288.00          |  |
| 3/12/2025 | Harpreet Kaur | Paraprofessional | 7.00          | \$48.00 | \$336.00          |  |
| 3/13/2025 | Harpreet Kaur | Paraprofessional | 6.00          | \$48.00 | \$288.00          |  |
| 3/14/2025 | Harpreet Kaur | Paraprofessional | 6.00          | \$48.00 | \$288.00          |  |
|           |               |                  |               |         |                   |  |
|           |               |                  |               |         |                   |  |
| 3/17/2025 | Harpreet Kaur | Paraprofessional | 6.00          | \$48.00 | \$288.00          |  |
| 3/18/2025 | Harpreet Kaur | Paraprofessional | 6.00          | \$48.00 | \$288.00          |  |
| 3/19/2025 | Harpreet Kaur | Paraprofessional | 7.00          | \$48.00 | \$336.00          |  |
| 3/20/2025 | Harpreet Kaur | Paraprofessional | 6.00          | \$48.00 | \$288.00          |  |
| 3/21/2025 | Harpreet Kaur | Paraprofessional | 6.00          | \$48.00 | \$288.00          |  |
|           |               |                  |               |         |                   |  |
|           |               |                  |               |         |                   |  |
| 3/24/2025 | Harpreet Kaur | Paraprofessional | 6.00          | \$48.00 | \$288.00          |  |
| 3/25/2025 | Harpreet Kaur | Paraprofessional | 6.00          | \$48.00 | \$288.00          |  |
| 3/26/2025 | Harpreet Kaur | Paraprofessional | 7.00          | \$48.00 | \$336.00          |  |
| 3/27/2025 | Harpreet Kaur | Paraprofessional | 6.00          | \$48.00 | \$288.00          |  |
| 3/28/2025 | Harpreet Kaur | Paraprofessional | 6.00          | \$48.00 | \$288.00          |  |
|           |               |                  |               |         |                   |  |
|           |               |                  |               |         |                   |  |
| 3/31/2025 | Harpreet Kaur | Paraprofessional | 6.00          | \$48.00 | \$288.00          |  |
|           |               |                  |               |         |                   |  |
|           |               |                  | <b>130.00</b> |         | <b>\$6,240.00</b> |  |
|           |               |                  |               |         |                   |  |
|           |               |                  |               |         |                   |  |
| 3/3/2025  | Nichole King  | Paraprofessional | 6.00          | \$48.00 | \$288.00          |  |
| 3/4/2025  | Nichole King  | Paraprofessional | 6.00          | \$48.00 | \$288.00          |  |
| 3/5/2025  | Nichole King  | Paraprofessional | 7.00          | \$48.00 | \$336.00          |  |
| 3/6/2025  | Nichole King  | Paraprofessional | 6.00          | \$48.00 | \$288.00          |  |
| 3/7/2025  | Nichole King  | Paraprofessional | 6.00          | \$48.00 | \$288.00          |  |
|           |               |                  |               |         |                   |  |
|           |               |                  |               |         |                   |  |
| 3/10/2025 | Nichole King  | Paraprofessional | 6.00          | \$48.00 | \$288.00          |  |
| 3/11/2025 | Nichole King  | Paraprofessional | 6.00          | \$48.00 | \$288.00          |  |
| 3/12/2025 | Nichole King  | Paraprofessional | 7.00          | \$48.00 | \$336.00          |  |
| 3/13/2025 | Nichole King  | Paraprofessional | 6.00          | \$48.00 | \$288.00          |  |
| 3/14/2025 | Nichole King  | Paraprofessional | 6.00          | \$48.00 | \$288.00          |  |
|           |               |                  |               |         |                   |  |
|           |               |                  |               |         |                   |  |
| 3/17/2025 | Nichole King  | Paraprofessional | 6.00          | \$48.00 | \$288.00          |  |
| 3/18/2025 | Nichole King  | Paraprofessional | 6.00          | \$48.00 | \$288.00          |  |
| 3/19/2025 | Nichole King  | Paraprofessional | 7.00          | \$48.00 | \$336.00          |  |
| 3/20/2025 | Nichole King  | Paraprofessional | 6.00          | \$48.00 | \$288.00          |  |
| 3/21/2025 | Nichole King  | Paraprofessional | 6.00          | \$48.00 | \$288.00          |  |
|           |               |                  |               |         |                   |  |
|           |               |                  |               |         |                   |  |
| 3/24/2025 | Nichole King  | Paraprofessional | 6.00          | \$48.00 | \$288.00          |  |
| 3/25/2025 | Nichole King  | Paraprofessional | 6.00          | \$48.00 | \$288.00          |  |
| 3/26/2025 | Nichole King  | Paraprofessional | 7.00          | \$48.00 | \$336.00          |  |
| 3/27/2025 | Nichole King  | Paraprofessional | 6.00          | \$48.00 | \$288.00          |  |

|           |               |                  |               |         |                   |  |
|-----------|---------------|------------------|---------------|---------|-------------------|--|
| 3/28/2025 | Nichole King  | Paraprofessional | 6.00          | \$48.00 | \$288.00          |  |
|           |               |                  |               |         |                   |  |
| 3/31/2025 | Nichole King  | Paraprofessional | 6.00          | \$48.00 | \$288.00          |  |
|           |               |                  |               |         |                   |  |
|           |               |                  | <b>130.00</b> |         | <b>\$6,240.00</b> |  |
|           |               |                  |               |         |                   |  |
| 3/3/2025  | Meghna Lau    | Paraprofessional | 6.00          | \$48.00 | \$288.00          |  |
| 3/4/2025  | Meghna Lau    | Paraprofessional | 6.00          | \$48.00 | \$288.00          |  |
| 3/5/2025  | Meghna Lau    | Paraprofessional | 7.00          | \$48.00 | \$336.00          |  |
| 3/6/2025  | Meghna Lau    | Paraprofessional | 6.00          | \$48.00 | \$288.00          |  |
| 3/7/2025  | Meghna Lau    | Paraprofessional | 6.00          | \$48.00 | \$288.00          |  |
|           |               |                  |               |         |                   |  |
| 3/10/2025 | Meghna Lau    | Paraprofessional | 6.00          | \$48.00 | \$288.00          |  |
| 3/11/2025 | Meghna Lau    | Paraprofessional | 6.00          | \$48.00 | \$288.00          |  |
| 3/12/2025 | Meghna Lau    | Paraprofessional | 7.00          | \$48.00 | \$336.00          |  |
| 3/13/2025 | Meghna Lau    | Paraprofessional | 6.00          | \$48.00 | \$288.00          |  |
| 3/14/2025 | Meghna Lau    | Paraprofessional | 6.00          | \$48.00 | \$288.00          |  |
|           |               |                  |               |         |                   |  |
| 3/17/2025 | Meghna Lau    | Paraprofessional | 6.00          | \$48.00 | \$288.00          |  |
| 3/18/2025 | Meghna Lau    | Paraprofessional | 6.00          | \$48.00 | \$288.00          |  |
| 3/19/2025 | Meghna Lau    | Paraprofessional | 7.00          | \$48.00 | \$336.00          |  |
| 3/20/2025 | Meghna Lau    | Paraprofessional | 6.00          | \$48.00 | \$288.00          |  |
| 3/21/2025 | Meghna Lau    | Paraprofessional | 6.00          | \$48.00 | \$288.00          |  |
|           |               |                  |               |         |                   |  |
| 3/24/2025 | Meghna Lau    | Paraprofessional | 6.00          | \$48.00 | \$288.00          |  |
| 3/25/2025 | Meghna Lau    | Paraprofessional | 6.00          | \$48.00 | \$288.00          |  |
| 3/26/2025 | Meghna Lau    | Paraprofessional | 7.00          | \$48.00 | \$336.00          |  |
| 3/27/2025 | Meghna Lau    | Paraprofessional | 6.00          | \$48.00 | \$288.00          |  |
| 3/28/2025 | Meghna Lau    | Paraprofessional | 6.00          | \$48.00 | \$288.00          |  |
|           |               |                  |               |         |                   |  |
| 3/31/2025 | Meghna Lau    | Paraprofessional | 6.00          | \$48.00 | \$288.00          |  |
|           |               |                  |               |         |                   |  |
|           |               |                  | <b>130.00</b> |         | <b>\$6,240.00</b> |  |
|           |               |                  |               |         |                   |  |
| 3/3/2025  | Heather Lewis | Paraprofessional | 0.00          | \$48.00 | \$0.00            |  |
| 3/4/2025  | Heather Lewis | Paraprofessional | 0.00          | \$48.00 | \$0.00            |  |
| 3/5/2025  | Heather Lewis | Paraprofessional | 0.00          | \$48.00 | \$0.00            |  |
| 3/6/2025  | Heather Lewis | Paraprofessional | 0.00          | \$48.00 | \$0.00            |  |
| 3/7/2025  | Heather Lewis | Paraprofessional | 0.00          | \$48.00 | \$0.00            |  |
|           |               |                  |               |         |                   |  |
| 3/10/2025 | Heather Lewis | Paraprofessional | 6.00          | \$48.00 | \$288.00          |  |
| 3/11/2025 | Heather Lewis | Paraprofessional | 6.00          | \$48.00 | \$288.00          |  |
| 3/12/2025 | Heather Lewis | Paraprofessional | 6.50          | \$48.00 | \$312.00          |  |
| 3/13/2025 | Heather Lewis | Paraprofessional | 6.00          | \$48.00 | \$288.00          |  |
| 3/14/2025 | Heather Lewis | Paraprofessional | 6.50          | \$48.00 | \$312.00          |  |
|           |               |                  |               |         |                   |  |
| 3/17/2025 | Heather Lewis | Paraprofessional | 6.00          | \$48.00 | \$288.00          |  |
| 3/18/2025 | Heather Lewis | Paraprofessional | 6.00          | \$48.00 | \$288.00          |  |
| 3/19/2025 | Heather Lewis | Paraprofessional | 6.50          | \$48.00 | \$312.00          |  |

|           |                    |                  |              |         |                   |  |
|-----------|--------------------|------------------|--------------|---------|-------------------|--|
| 3/20/2025 | Heather Lewis      | Paraprofessional | 6.00         | \$48.00 | \$288.00          |  |
| 3/21/2025 | Heather Lewis      | Paraprofessional | 6.50         | \$48.00 | \$312.00          |  |
|           |                    |                  |              |         |                   |  |
| 3/24/2025 | Heather Lewis      | Paraprofessional | 6.00         | \$48.00 | \$288.00          |  |
| 3/25/2025 | Heather Lewis      | Paraprofessional | 6.00         | \$48.00 | \$288.00          |  |
| 3/26/2025 | Heather Lewis      | Paraprofessional | 6.50         | \$48.00 | \$312.00          |  |
| 3/27/2025 | Heather Lewis      | Paraprofessional | 6.00         | \$48.00 | \$288.00          |  |
| 3/28/2025 | Heather Lewis      | Paraprofessional | 6.50         | \$48.00 | \$312.00          |  |
|           |                    |                  |              |         |                   |  |
| 3/31/2025 | Heather Lewis      | Paraprofessional | 6.00         | \$48.00 | \$288.00          |  |
|           |                    |                  |              |         |                   |  |
|           |                    |                  | <b>99.00</b> |         | <b>\$4,752.00</b> |  |
|           |                    |                  |              |         |                   |  |
| 3/3/2025  | Brenda Magadan     | Paraprofessional | 0.00         | \$48.00 | \$0.00            |  |
| 3/4/2025  | Brenda Magadan     | Paraprofessional | 0.00         | \$48.00 | \$0.00            |  |
| 3/5/2025  | Brenda Magadan     | Paraprofessional | 0.00         | \$48.00 | \$0.00            |  |
| 3/6/2025  | Brenda Magadan     | Paraprofessional | 0.00         | \$48.00 | \$0.00            |  |
| 3/7/2025  | Brenda Magadan     | Paraprofessional | 0.00         | \$48.00 | \$0.00            |  |
|           |                    |                  |              |         |                   |  |
| 3/10/2025 | Brenda Magadan     | Paraprofessional | 0.00         | \$48.00 | \$0.00            |  |
| 3/11/2025 | Brenda Magadan     | Paraprofessional | 0.00         | \$48.00 | \$0.00            |  |
| 3/12/2025 | Brenda Magadan     | Paraprofessional | 0.00         | \$48.00 | \$0.00            |  |
| 3/13/2025 | Brenda Magadan     | Paraprofessional | 0.00         | \$48.00 | \$0.00            |  |
| 3/14/2025 | Brenda Magadan     | Paraprofessional | 0.00         | \$48.00 | \$0.00            |  |
|           |                    |                  |              |         |                   |  |
| 3/17/2025 | Brenda Magadan     | Paraprofessional | 0.00         | \$48.00 | \$0.00            |  |
| 3/18/2025 | Brenda Magadan     | Paraprofessional | 0.00         | \$48.00 | \$0.00            |  |
| 3/19/2025 | Brenda Magadan     | Paraprofessional | 0.00         | \$48.00 | \$0.00            |  |
| 3/20/2025 | Brenda Magadan     | Paraprofessional | 0.00         | \$48.00 | \$0.00            |  |
| 3/21/2025 | Brenda Magadan     | Paraprofessional | 1.50         | \$48.00 | \$72.00           |  |
|           |                    |                  |              |         |                   |  |
| 3/24/2025 | Brenda Magadan     | Paraprofessional | 6.50         | \$48.00 | \$312.00          |  |
| 3/25/2025 | Brenda Magadan     | Paraprofessional | 6.50         | \$48.00 | \$312.00          |  |
| 3/26/2025 | Brenda Magadan     | Paraprofessional | 7.50         | \$48.00 | \$360.00          |  |
| 3/27/2025 | Brenda Magadan     | Paraprofessional | 6.50         | \$48.00 | \$312.00          |  |
| 3/28/2025 | Brenda Magadan     | Paraprofessional | 6.50         | \$48.00 | \$312.00          |  |
|           |                    |                  |              |         |                   |  |
| 3/31/2025 | Brenda Magadan     | Paraprofessional | 6.50         | \$48.00 | \$312.00          |  |
|           |                    |                  |              |         |                   |  |
|           |                    |                  | <b>41.50</b> |         | <b>\$1,992.00</b> |  |
|           |                    |                  |              |         |                   |  |
| 3/3/2025  | Gabriella Martinez | Paraprofessional | 6.00         | \$48.00 | \$288.00          |  |
| 3/4/2025  | Gabriella Martinez | Paraprofessional | 6.00         | \$48.00 | \$288.00          |  |
| 3/5/2025  | Gabriella Martinez | Paraprofessional | 7.00         | \$48.00 | \$336.00          |  |
| 3/6/2025  | Gabriella Martinez | Paraprofessional | 6.00         | \$48.00 | \$288.00          |  |
| 3/7/2025  | Gabriella Martinez | Paraprofessional | 6.00         | \$48.00 | \$288.00          |  |
|           |                    |                  |              |         |                   |  |
| 3/10/2025 | Gabriella Martinez | Paraprofessional | 6.00         | \$48.00 | \$288.00          |  |
| 3/11/2025 | Gabriella Martinez | Paraprofessional | 6.00         | \$48.00 | \$288.00          |  |

|           |                    |                  |               |         |                   |      |
|-----------|--------------------|------------------|---------------|---------|-------------------|------|
| 3/12/2025 | Gabriella Martinez | Paraprofessional | 0.00          | \$48.00 | \$0.00            | Sick |
| 3/13/2025 | Gabriella Martinez | Paraprofessional | 6.00          | \$48.00 | \$288.00          |      |
| 3/14/2025 | Gabriella Martinez | Paraprofessional | 6.00          | \$48.00 | \$288.00          |      |
|           |                    |                  |               |         |                   |      |
| 3/17/2025 | Gabriella Martinez | Paraprofessional | 6.00          | \$48.00 | \$288.00          |      |
| 3/18/2025 | Gabriella Martinez | Paraprofessional | 6.00          | \$48.00 | \$288.00          |      |
| 3/19/2025 | Gabriella Martinez | Paraprofessional | 7.00          | \$48.00 | \$336.00          |      |
| 3/20/2025 | Gabriella Martinez | Paraprofessional | 6.00          | \$48.00 | \$288.00          |      |
| 3/21/2025 | Gabriella Martinez | Paraprofessional | 6.00          | \$48.00 | \$288.00          |      |
|           |                    |                  |               |         |                   |      |
| 3/24/2025 | Gabriella Martinez | Paraprofessional | 6.00          | \$48.00 | \$288.00          |      |
| 3/25/2025 | Gabriella Martinez | Paraprofessional | 6.00          | \$48.00 | \$288.00          |      |
| 3/26/2025 | Gabriella Martinez | Paraprofessional | 7.00          | \$48.00 | \$336.00          |      |
| 3/27/2025 | Gabriella Martinez | Paraprofessional | 6.00          | \$48.00 | \$288.00          |      |
| 3/28/2025 | Gabriella Martinez | Paraprofessional | 6.00          | \$48.00 | \$288.00          |      |
|           |                    |                  |               |         |                   |      |
| 3/31/2025 | Gabriella Martinez | Paraprofessional | 6.00          | \$48.00 | \$288.00          |      |
|           |                    |                  | <b>123.00</b> |         | <b>\$5,904.00</b> |      |
|           |                    |                  |               |         |                   |      |
| 3/3/2025  | Lorie Nieva        | Paraprofessional | 6.00          | \$48.00 | \$288.00          |      |
| 3/4/2025  | Lorie Nieva        | Paraprofessional | 6.00          | \$48.00 | \$288.00          |      |
| 3/5/2025  | Lorie Nieva        | Paraprofessional | 7.00          | \$48.00 | \$336.00          |      |
| 3/6/2025  | Lorie Nieva        | Paraprofessional | 6.00          | \$48.00 | \$288.00          |      |
| 3/7/2025  | Lorie Nieva        | Paraprofessional | 6.00          | \$48.00 | \$288.00          |      |
|           |                    |                  |               |         |                   |      |
| 3/10/2025 | Lorie Nieva        | Paraprofessional | 6.00          | \$48.00 | \$288.00          |      |
| 3/11/2025 | Lorie Nieva        | Paraprofessional | 6.00          | \$48.00 | \$288.00          |      |
| 3/12/2025 | Lorie Nieva        | Paraprofessional | 7.00          | \$48.00 | \$336.00          |      |
| 3/13/2025 | Lorie Nieva        | Paraprofessional | 6.00          | \$48.00 | \$288.00          |      |
| 3/14/2025 | Lorie Nieva        | Paraprofessional | 6.00          | \$48.00 | \$288.00          |      |
|           |                    |                  |               |         |                   |      |
| 3/17/2025 | Lorie Nieva        | Paraprofessional | 6.00          | \$48.00 | \$288.00          |      |
| 3/18/2025 | Lorie Nieva        | Paraprofessional | 6.00          | \$48.00 | \$288.00          |      |
| 3/19/2025 | Lorie Nieva        | Paraprofessional | 7.00          | \$48.00 | \$336.00          |      |
| 3/20/2025 | Lorie Nieva        | Paraprofessional | 6.00          | \$48.00 | \$288.00          |      |
| 3/21/2025 | Lorie Nieva        | Paraprofessional | 6.00          | \$48.00 | \$288.00          |      |
|           |                    |                  |               |         |                   |      |
| 3/24/2025 | Lorie Nieva        | Paraprofessional | 6.00          | \$48.00 | \$288.00          |      |
| 3/25/2025 | Lorie Nieva        | Paraprofessional | 6.00          | \$48.00 | \$288.00          |      |
| 3/26/2025 | Lorie Nieva        | Paraprofessional | 7.00          | \$48.00 | \$336.00          |      |
| 3/27/2025 | Lorie Nieva        | Paraprofessional | 6.00          | \$48.00 | \$288.00          |      |
| 3/28/2025 | Lorie Nieva        | Paraprofessional | 6.00          | \$48.00 | \$288.00          |      |
|           |                    |                  |               |         |                   |      |
| 3/31/2025 | Lorie Nieva        | Paraprofessional | 6.00          | \$48.00 | \$288.00          |      |
|           |                    |                  | <b>130.00</b> |         | <b>\$6,240.00</b> |      |
|           |                    |                  |               |         |                   |      |
| 3/3/2025  | Faith Parra        | Paraprofessional | 6.00          | \$48.00 | \$288.00          |      |

|           |                |                  |               |         |                   |
|-----------|----------------|------------------|---------------|---------|-------------------|
| 3/4/2025  | Faith Parra    | Paraprofessional | 6.00          | \$48.00 | \$288.00          |
| 3/5/2025  | Faith Parra    | Paraprofessional | 7.00          | \$48.00 | \$336.00          |
| 3/6/2025  | Faith Parra    | Paraprofessional | 6.00          | \$48.00 | \$288.00          |
| 3/7/2025  | Faith Parra    | Paraprofessional | 6.00          | \$48.00 | \$288.00          |
|           |                |                  |               |         |                   |
|           |                |                  |               |         |                   |
| 3/10/2025 | Faith Parra    | Paraprofessional | 6.00          | \$48.00 | \$288.00          |
| 3/11/2025 | Faith Parra    | Paraprofessional | 6.00          | \$48.00 | \$288.00          |
| 3/12/2025 | Faith Parra    | Paraprofessional | 7.00          | \$48.00 | \$336.00          |
| 3/13/2025 | Faith Parra    | Paraprofessional | 6.00          | \$48.00 | \$288.00          |
| 3/14/2025 | Faith Parra    | Paraprofessional | 6.00          | \$48.00 | \$288.00          |
|           |                |                  |               |         |                   |
|           |                |                  |               |         |                   |
| 3/17/2025 | Faith Parra    | Paraprofessional | 6.00          | \$48.00 | \$288.00          |
| 3/18/2025 | Faith Parra    | Paraprofessional | 6.00          | \$48.00 | \$288.00          |
| 3/19/2025 | Faith Parra    | Paraprofessional | 7.00          | \$48.00 | \$336.00          |
| 3/20/2025 | Faith Parra    | Paraprofessional | 6.00          | \$48.00 | \$288.00          |
| 3/21/2025 | Faith Parra    | Paraprofessional | 6.00          | \$48.00 | \$288.00          |
|           |                |                  |               |         |                   |
|           |                |                  |               |         |                   |
| 3/24/2025 | Faith Parra    | Paraprofessional | 6.00          | \$48.00 | \$288.00          |
| 3/25/2025 | Faith Parra    | Paraprofessional | 6.00          | \$48.00 | \$288.00          |
| 3/26/2025 | Faith Parra    | Paraprofessional | 7.00          | \$48.00 | \$336.00          |
| 3/27/2025 | Faith Parra    | Paraprofessional | 6.00          | \$48.00 | \$288.00          |
| 3/28/2025 | Faith Parra    | Paraprofessional | 0.00          | \$48.00 | \$0.00            |
|           |                |                  |               |         |                   |
|           |                |                  |               |         |                   |
| 3/31/2025 | Faith Parra    | Paraprofessional | 0.00          | \$48.00 | \$0.00            |
|           |                |                  |               |         |                   |
|           |                |                  | <b>118.00</b> |         | <b>\$5,664.00</b> |
|           |                |                  |               |         |                   |
| 3/3/2025  | Pineda Crystal | Paraprofessional | 6.00          | \$48.00 | \$288.00          |
| 3/4/2025  | Pineda Crystal | Paraprofessional | 6.00          | \$48.00 | \$288.00          |
| 3/5/2025  | Pineda Crystal | Paraprofessional | 7.00          | \$48.00 | \$336.00          |
| 3/6/2025  | Pineda Crystal | Paraprofessional | 6.00          | \$48.00 | \$288.00          |
| 3/7/2025  | Pineda Crystal | Paraprofessional | 6.00          | \$48.00 | \$288.00          |
|           |                |                  |               |         |                   |
|           |                |                  |               |         |                   |
| 3/10/2025 | Pineda Crystal | Paraprofessional | 6.00          | \$48.00 | \$288.00          |
| 3/11/2025 | Pineda Crystal | Paraprofessional | 6.00          | \$48.00 | \$288.00          |
| 3/12/2025 | Pineda Crystal | Paraprofessional | 7.00          | \$48.00 | \$336.00          |
| 3/13/2025 | Pineda Crystal | Paraprofessional | 6.00          | \$48.00 | \$288.00          |
| 3/14/2025 | Pineda Crystal | Paraprofessional | 6.00          | \$48.00 | \$288.00          |
|           |                |                  |               |         |                   |
|           |                |                  |               |         |                   |
| 3/17/2025 | Pineda Crystal | Paraprofessional | 6.00          | \$48.00 | \$288.00          |
| 3/18/2025 | Pineda Crystal | Paraprofessional | 6.00          | \$48.00 | \$288.00          |
| 3/19/2025 | Pineda Crystal | Paraprofessional | 7.00          | \$48.00 | \$336.00          |
| 3/20/2025 | Pineda Crystal | Paraprofessional | 6.00          | \$48.00 | \$288.00          |
| 3/21/2025 | Pineda Crystal | Paraprofessional | 6.00          | \$48.00 | \$288.00          |
|           |                |                  |               |         |                   |
|           |                |                  |               |         |                   |
| 3/24/2025 | Pineda Crystal | Paraprofessional | 6.00          | \$48.00 | \$288.00          |
| 3/25/2025 | Pineda Crystal | Paraprofessional | 6.00          | \$48.00 | \$288.00          |
| 3/26/2025 | Pineda Crystal | Paraprofessional | 7.00          | \$48.00 | \$336.00          |
| 3/27/2025 | Pineda Crystal | Paraprofessional | 6.00          | \$48.00 | \$288.00          |

|           |                |                  |               |         |                   |      |
|-----------|----------------|------------------|---------------|---------|-------------------|------|
| 3/28/2025 | Pineda Crystal | Paraprofessional | 6.00          | \$48.00 | \$288.00          |      |
|           |                |                  |               |         |                   |      |
|           |                |                  |               |         |                   |      |
| 3/31/2025 | Pineda Crystal | Paraprofessional | 6.00          | \$48.00 | \$288.00          |      |
|           |                |                  |               |         |                   |      |
|           |                |                  | <b>130.00</b> |         | <b>\$6,240.00</b> |      |
|           |                |                  |               |         |                   |      |
| 3/3/2025  | Patricia Cruz  | Paraprofessional | 6.00          | \$48.00 | \$288.00          |      |
| 3/4/2025  | Patricia Cruz  | Paraprofessional | 6.00          | \$48.00 | \$288.00          |      |
| 3/5/2025  | Patricia Cruz  | Paraprofessional | 7.00          | \$48.00 | \$336.00          |      |
| 3/6/2025  | Patricia Cruz  | Paraprofessional | 6.00          | \$48.00 | \$288.00          |      |
| 3/7/2025  | Patricia Cruz  | Paraprofessional | 6.00          | \$48.00 | \$288.00          |      |
|           |                |                  |               |         |                   |      |
|           |                |                  |               |         |                   |      |
| 3/10/2025 | Patricia Cruz  | Paraprofessional | 6.00          | \$48.00 | \$288.00          |      |
| 3/11/2025 | Patricia Cruz  | Paraprofessional | 6.00          | \$48.00 | \$288.00          |      |
| 3/12/2025 | Patricia Cruz  | Paraprofessional | 7.00          | \$48.00 | \$336.00          |      |
| 3/13/2025 | Patricia Cruz  | Paraprofessional | 6.00          | \$48.00 | \$288.00          |      |
| 3/14/2025 | Patricia Cruz  | Paraprofessional | 6.00          | \$48.00 | \$288.00          |      |
|           |                |                  |               |         |                   |      |
|           |                |                  |               |         |                   |      |
| 3/17/2025 | Patricia Cruz  | Paraprofessional | 0.00          | \$48.00 | \$0.00            | Sick |
| 3/18/2025 | Patricia Cruz  | Paraprofessional | 6.00          | \$48.00 | \$288.00          |      |
| 3/19/2025 | Patricia Cruz  | Paraprofessional | 7.00          | \$48.00 | \$336.00          |      |
| 3/20/2025 | Patricia Cruz  | Paraprofessional | 6.00          | \$48.00 | \$288.00          |      |
| 3/21/2025 | Patricia Cruz  | Paraprofessional | 6.00          | \$48.00 | \$288.00          |      |
|           |                |                  |               |         |                   |      |
|           |                |                  |               |         |                   |      |
| 3/24/2025 | Patricia Cruz  | Paraprofessional | 6.00          | \$48.00 | \$288.00          |      |
| 3/25/2025 | Patricia Cruz  | Paraprofessional | 6.00          | \$48.00 | \$288.00          |      |
| 3/26/2025 | Patricia Cruz  | Paraprofessional | 7.00          | \$48.00 | \$336.00          |      |
| 3/27/2025 | Patricia Cruz  | Paraprofessional | 6.00          | \$48.00 | \$288.00          |      |
| 3/28/2025 | Patricia Cruz  | Paraprofessional | 6.00          | \$48.00 | \$288.00          |      |
|           |                |                  |               |         |                   |      |
|           |                |                  |               |         |                   |      |
| 3/31/2025 | Patricia Cruz  | Paraprofessional | 6.00          | \$48.00 | \$288.00          |      |
|           |                |                  |               |         |                   |      |
|           |                |                  | <b>124.00</b> |         | <b>\$5,952.00</b> |      |
|           |                |                  |               |         |                   |      |
| 3/3/2025  | Evelyn Wimby   | Paraprofessional | 6.00          | \$48.00 | \$288.00          |      |
| 3/4/2025  | Evelyn Wimby   | Paraprofessional | 6.00          | \$48.00 | \$288.00          |      |
| 3/5/2025  | Evelyn Wimby   | Paraprofessional | 7.00          | \$48.00 | \$336.00          |      |
| 3/6/2025  | Evelyn Wimby   | Paraprofessional | 6.00          | \$48.00 | \$288.00          |      |
| 3/7/2025  | Evelyn Wimby   | Paraprofessional | 6.00          | \$48.00 | \$288.00          |      |
|           |                |                  |               |         |                   |      |
|           |                |                  |               |         |                   |      |
| 3/10/2025 | Evelyn Wimby   | Paraprofessional | 6.00          | \$48.00 | \$288.00          |      |
| 3/11/2025 | Evelyn Wimby   | Paraprofessional | 6.00          | \$48.00 | \$288.00          |      |
| 3/12/2025 | Evelyn Wimby   | Paraprofessional | 7.00          | \$48.00 | \$336.00          |      |
| 3/13/2025 | Evelyn Wimby   | Paraprofessional | 6.00          | \$48.00 | \$288.00          |      |
| 3/14/2025 | Evelyn Wimby   | Paraprofessional | 6.00          | \$48.00 | \$288.00          |      |
|           |                |                  |               |         |                   |      |
|           |                |                  |               |         |                   |      |
| 3/17/2025 | Evelyn Wimby   | Paraprofessional | 6.00          | \$48.00 | \$288.00          |      |
| 3/18/2025 | Evelyn Wimby   | Paraprofessional | 6.00          | \$48.00 | \$288.00          |      |
| 3/19/2025 | Evelyn Wimby   | Paraprofessional | 7.00          | \$48.00 | \$336.00          |      |

|           |               |                  |                 |         |                     |  |
|-----------|---------------|------------------|-----------------|---------|---------------------|--|
| 3/20/2025 | Evelyn Wimby  | Paraprofessional | 6.00            | \$48.00 | \$288.00            |  |
| 3/21/2025 | Evelyn Wimby  | Paraprofessional | 6.00            | \$48.00 | \$288.00            |  |
|           |               |                  |                 |         |                     |  |
|           |               |                  |                 |         |                     |  |
| 3/24/2025 | Evelyn Wimby  | Paraprofessional | 6.00            | \$48.00 | \$288.00            |  |
| 3/25/2025 | Evelyn Wimby  | Paraprofessional | 6.00            | \$48.00 | \$288.00            |  |
| 3/26/2025 | Evelyn Wimby  | Paraprofessional | 7.00            | \$48.00 | \$336.00            |  |
| 3/27/2025 | Evelyn Wimby  | Paraprofessional | 6.00            | \$48.00 | \$288.00            |  |
| 3/28/2025 | Evelyn Wimby  | Paraprofessional | 6.00            | \$48.00 | \$288.00            |  |
|           |               |                  |                 |         |                     |  |
|           |               |                  |                 |         |                     |  |
| 3/31/2025 | Evelyn Wimby  | Paraprofessional | 6.00            | \$48.00 | \$288.00            |  |
|           |               |                  |                 |         |                     |  |
|           |               |                  | 130.00          |         | \$6,240.00          |  |
|           |               |                  |                 |         |                     |  |
|           |               |                  |                 |         |                     |  |
|           | <b>TOTALS</b> |                  | <b>2,716.50</b> |         | <b>\$130,392.00</b> |  |
|           |               |                  |                 |         |                     |  |

BILLING INVOICE

|                 |  |          |   |
|-----------------|--|----------|---|
| Invoice #       | 3600   | Bill To: | California Online Public School   |
| Invoice Date    | 2/28/25  |          | Attn: La Chelle Carter  |
| Name            | El Paseo Children's Center Inc                           |          |   |
| Mailing Address | 74075 El Paseo Drive, Suite A2B<br>Palm Desert, CA 92260 |          | lcarter@calca.connectionsacademy.org<br>SPED-Finance@californiaops.org<br>abatin@calca.connectionsacademy.org |
| Telephone       | 760-342-4900   |          |   |

SoCal

| Provider            | Invoice # | Region | Student | Service Type        | Service Date | Actual Service Time | Billable Service in Hours | Hourly Fee | Amount Due for Service | Miles Traveled | Miles Traveled x .70 |
|---------------------|-----------|--------|---------|---------------------|--------------|---------------------|---------------------------|------------|------------------------|----------------|----------------------|
| Abigail Smalligan   | 3600      | SoCal  |         | IAAC Assessment     | 2/12/25      | n/a                 | n/a                       | n/a        | \$1,783.00             |                | \$0.00               |
| Abigail Smalligan   | 3600      | SoCal  |         | IEP Meeting         | 2/12/25      | 1.00                | 1                         | 100        | \$100.00               |                | \$0.00               |
| Adriana Covarrubias | 3600      | SoCal  |         | IEP Meeting         | 2/6/25       | 1.00                | 1                         | 100        | \$100.00               |                | \$0.00               |
| Adriana Covarrubias | 3600      | SoCal  |         | OT Services         | 2/20/25      | 0.50                | 1                         | 110        | \$110.00               |                | \$0.00               |
| Adriana Covarrubias | 3600      | SoCal  |         | OT Services         | 2/27/25      | 0.50                | 1                         | 110        | \$110.00               |                | \$0.00               |
| Adriana Covarrubias | 3600      | SoCal  |         | OT Services         | 2/13/25      | 0.50                | 0.5                       | 110        | \$55.00                |                | \$0.00               |
| Adriana Covarrubias | 3600      | SoCal  |         | OT Services         | 2/5/25       | 0.50                | 1                         | 110        | \$110.00               |                | \$0.00               |
| Adriana Covarrubias | 3600      | SoCal  |         | OT Services         | 2/26/25      | 0.50                | 1                         | 110        | \$110.00               |                | \$0.00               |
| Adriana Covarrubias | 3600      | SoCal  |         | OT Services         | 2/28/25      | 0.50                | 1                         | 110        | \$110.00               |                | \$0.00               |
| Adriana Covarrubias | 3600      | SoCal  |         | OT Services         | 2/5/25       | 0.42                | 1                         | 110        | \$110.00               |                | \$0.00               |
| Adriana Covarrubias | 3600      | SoCal  |         | OT Services         | 2/13/25      | 0.42                | 1                         | 110        | \$110.00               |                | \$0.00               |
| Adriana Covarrubias | 3600      | SoCal  |         | OT Services         | 2/26/25      | 0.42                | 1                         | 110        | \$110.00               |                | \$0.00               |
| Adriana Covarrubias | 3600      | SoCal  |         | OT Services         | 2/20/25      | 0.42                | 0.5                       | 110        | \$55.00                |                | \$0.00               |
| Adriana Covarrubias | 3600      | SoCal  |         | OT Services         | 2/6/25       | 0.42                | 1                         | 110        | \$110.00               |                | \$0.00               |
| Adriana Covarrubias | 3600      | SoCal  |         | OT Services         | 2/13/25      | 0.42                | 1                         | 110        | \$110.00               |                | \$0.00               |
| Adriana Covarrubias | 3600      | SoCal  |         | OT Services         | 2/20/25      | 0.42                | 1                         | 110        | \$110.00               |                | \$0.00               |
| Adriana Covarrubias | 3600      | SoCal  |         | OT Services         | 2/27/25      | 0.42                | 0.5                       | 110        | \$55.00                |                | \$0.00               |
| Adriana Covarrubias | 3600      | SoCal  |         | OT Services         | 2/6/25       | 0.50                | 1                         | 110        | \$110.00               |                | \$0.00               |
| Adriana Covarrubias | 3600      | SoCal  |         | OT Services         | 2/20/25      | 0.50                | 1                         | 110        | \$110.00               |                | \$0.00               |
| Adriana Covarrubias | 3600      | SoCal  |         | OT Services         | 2/13/25      | 0.50                | 1                         | 110        | \$110.00               |                | \$0.00               |
| Adriana Covarrubias | 3600      | SoCal  |         | OT Services         | 2/10/25      | 0.50                | 1                         | 110        | \$110.00               |                | \$0.00               |
| Adriana Covarrubias | 3600      | SoCal  |         | OT Services         | 2/24/25      | 0.50                | 1                         | 110        | \$110.00               |                | \$0.00               |
| Adriana Covarrubias | 3600      | SoCal  |         | OT Services         | 2/18/25      | 0.50                | 0.5                       | 110        | \$55.00                |                | \$0.00               |
| Adriana Covarrubias | 3600      | SoCal  |         | OT Services         | 2/3/25       | 0.50                | 0.5                       | 110        | \$55.00                |                | \$0.00               |
| Adriana Covarrubias | 3600      | SoCal  |         | IEP Meeting         | 2/4/25       | 1.00                | 1                         | 100        | \$100.00               |                | \$0.00               |
| Adriana Covarrubias | 3600      | SoCal  |         | IEP Meeting         | 2/12/25      | 1.00                | 1                         | 100        | \$100.00               |                | \$0.00               |
| Aileen Cuevas       | 3600      | SoCal  |         | 510                 | 1/22/25      | 1.00                | 1                         | 100        | \$100.00               |                | \$0.00               |
| Aileen Cuevas       | 3600      | SoCal  |         | 510                 | 1/27/25      | 1.00                | 1                         | 100        | \$100.00               |                | \$0.00               |
| Aileen Cuevas       | 3600      | SoCal  |         | 510                 | 2/3/25       | 1.00                | 1                         | 100        | \$100.00               |                | \$0.00               |
| Aileen Cuevas       | 3600      | SoCal  |         | 510                 | 2/10/25      | 1.00                | 1                         | 100        | \$100.00               |                | \$0.00               |
| Aileen Cuevas       | 3600      | SoCal  |         | 510                 | 2/24/25      | 1.00                | 1                         | 100        | \$100.00               |                | \$0.00               |
| Aileen Cuevas       | 3600      | SoCal  |         | 510                 | 1/24/25      | 1.00                | 1                         | 100        | \$100.00               |                | \$0.00               |
| Aileen Cuevas       | 3600      | SoCal  |         | 510                 | 2/7/25       | 1.00                | 1                         | 100        | \$100.00               |                | \$0.00               |
| Aileen Cuevas       | 3600      | SoCal  |         | 510                 | 2/11/25      | 1.00                | 1                         | 100        | \$100.00               |                | \$0.00               |
| Aileen Cuevas       | 3600      | SoCal  |         | 510                 | 2/14/25      | 1.00                | 0.5                       | 100        | \$50.00                |                | \$0.00               |
| Aileen Cuevas       | 3600      | SoCal  |         | 510                 | 1/17/25      | 1.00                | 0.5                       | 100        | \$50.00                |                | \$0.00               |
| Aileen Cuevas       | 3600      | SoCal  |         | 510                 | 2/28/25      | 1.00                | 0.5                       | 100        | \$50.00                |                | \$0.00               |
| Aileen Cuevas       | 3600      | SoCal  |         | 510                 | 1/17/25      | 1.00                | 1                         | 100        | \$100.00               |                | \$0.00               |
| Aileen Cuevas       | 3600      | SoCal  |         | 510                 | 1/29/25      | 0.50                | 1                         | 100        | \$100.00               |                | \$0.00               |
| Aileen Cuevas       | 3600      | SoCal  |         | IEP Meeting         | 2/28/25      | 1.50                | 1.5                       | 100        | \$150.00               |                | \$0.00               |
| Albert Ltkin        | 3600      | SoCal  |         | Speech Assessment   | 2/21/25      | 10.50               | 10.5                      | 110        | \$1,155.00             |                | \$0.00               |
| Alejandra Anoncal   | 3600      | SoCal  |         | IEP Meeting         | 2/3/25       | 1.00                | 1                         | 100        | \$100.00               |                | \$0.00               |
| Alejandra Anoncal   | 3600      | SoCal  |         | IEP Meeting         | 2/3/25       | 1.00                | 1                         | 100        | \$100.00               |                | \$0.00               |
| Alejandra Anoncal   | 3600      | SoCal  |         | IEP Meeting         | 2/11/25      | 1.00                | 1                         | 100        | \$100.00               |                | \$0.00               |
| Alejandra Anoncal   | 3600      | SoCal  |         | IEP Meeting         | 2/24/25      | 1.00                | 1                         | 100        | \$100.00               |                | \$0.00               |
| Alejandra Anoncal   | 3600      | SoCal  |         | IEP Meeting         | 2/26/25      | 1.00                | 1                         | 100        | \$100.00               |                | \$0.00               |
| Alejandra Anoncal   | 3600      | SoCal  |         | IEP Meeting         | 2/27/25      | 1.00                | 1                         | 100        | \$100.00               |                | \$0.00               |
| Alicia Paoletta     | 3600      | SoCal  |         | Ed Psych Assessment | 1/20/25      | n/a                 | n/a                       | n/a        | \$1,950.00             | 40.00          | \$28.00              |
| Alicia Paoletta     | 3600      | SoCal  |         | Ed Psych Assessment | 1/20/25      | n/a                 | n/a                       | n/a        | \$1,950.00             | 101.00         | \$70.70              |
| Alicia Paoletta     | 3600      | SoCal  |         | Ed Psych Assessment | 1/25/25      | n/a                 | n/a                       | n/a        | \$1,950.00             | 14.00          | \$9.80               |
| Alicia Paoletta     | 3600      | SoCal  |         | Ed Psych Assessment | 1/26/25      | n/a                 | n/a                       | n/a        | \$1,950.00             | 39.00          | \$27.30              |
| Alicia Paoletta     | 3600      | SoCal  |         | Ed Psych Assessment | 1/26/25      | n/a                 | n/a                       | n/a        | \$1,950.00             | 10.00          | \$7.00               |
| Alicia Paoletta     | 3600      | SoCal  |         | Ed Psych Assessment | 2/17/25      | n/a                 | n/a                       | n/a        | \$1,950.00             | 20.00          | \$14.00              |
| Alicia Paoletta     | 3600      | SoCal  |         | Staffing Meeting    | 2/25/25      | 1.80                | 1.8                       | 100        | \$180.00               |                | \$0.00               |
| Alyssa Guerrero     | 3600      | SoCal  |         | OT Assessment       | 2/10/25      | 10.50               | 10.5                      | 110        | \$1,155.00             |                | \$0.00               |
| Alyssa Guerrero     | 3600      | SoCal  |         | OT Assessment       | 2/10/25      | 10.50               | 10.5                      | 110        | \$1,155.00             |                | \$0.00               |
| Alyssa Guerrero     | 3600      | SoCal  |         | OT Assessment       | 2/20/25      | 10.50               | 10.5                      | 110        | \$1,155.00             |                | \$0.00               |
| Alyssa Guerrero     | 3600      | SoCal  |         | OT Assessment       | 2/20/25      | 10.50               | 10.5                      | 110        | \$1,155.00             |                | \$0.00               |
| Alyssa Guerrero     | 3600      | SoCal  |         | OT Assessment       | 2/26/25      | 10.50               | 10.5                      | 110        | \$1,155.00             |                | \$0.00               |
| Alyssa Guerrero     | 3600      | SoCal  |         | IEP Meeting         | 2/3/25       | 1.50                | 1.5                       | 100        | \$150.00               |                | \$0.00               |

|                       |      |       |  |                     |         |       |      |     |            |         |
|-----------------------|------|-------|--|---------------------|---------|-------|------|-----|------------|---------|
| Alyssa Guerrero       | 3600 | SoCal |  | IEP Meeting         | 2/10/25 | 1.10  | 1.1  | 100 | \$110.00   | \$0.00  |
| Alyssa Guerrero       | 3600 | SoCal |  | IEP Meeting         | 2/18/25 | 1.00  | 1    | 100 | \$100.00   | \$0.00  |
| Alyssa Guerrero       | 3600 | SoCal |  | IEP Meeting         | 2/19/25 | 1.00  | 1    | 100 | \$100.00   | \$0.00  |
| Alyssa Guerrero       | 3600 | SoCal |  | IEP Meeting         | 2/25/25 | 1.00  | 1    | 100 | \$100.00   | \$0.00  |
| Alyssa Guerrero       | 3600 | SoCal |  | IEP Meeting         | 2/27/25 | 1.30  | 1.3  | 100 | \$130.00   | \$0.00  |
| Anamile Norbut        | 3600 | SoCal |  | DHH Services        | 2/13/25 | 0.33  | 1    | 110 | \$110.00   | \$0.00  |
| Anamile Norbut        | 3600 | SoCal |  | DHH Services        | 2/13/25 | 0.50  | 1    | 110 | \$110.00   | \$0.00  |
| Annie Hinojos         | 3600 | SoCal |  | IEP Meeting         | 2/3/25  | 1.50  | 1.5  | 100 | \$150.00   | \$0.00  |
| Annie Hinojos         | 3600 | SoCal |  | Review of Records   | 2/19/25 | n/a   | n/a  | n/a | \$750.00   | \$0.00  |
| Anana Vista           | 3600 | SoCal |  | OT Services         | 2/24/25 | 0.50  | 1    | 110 | \$110.00   | \$0.00  |
| Anana Vista           | 3600 | SoCal |  | OT Services         | 2/6/25  | 0.50  | 1    | 110 | \$110.00   | \$0.00  |
| Anana Vista           | 3600 | SoCal |  | OT Services         | 2/13/25 | 0.50  | 1    | 110 | \$110.00   | \$0.00  |
| Anana Vista           | 3600 | SoCal |  | OT Services         | 2/27/25 | 0.50  | 1    | 110 | \$110.00   | \$0.00  |
| Anana Vista           | 3600 | SoCal |  | OT Services         | 2/27/25 | 0.50  | 0.5  | 110 | \$55.00    | \$0.00  |
| Anana Vista           | 3600 | SoCal |  | OT Services         | 2/13/25 | 0.50  | 0.5  | 110 | \$55.00    | \$0.00  |
| Anana Vista           | 3600 | SoCal |  | OT Services         | 2/5/25  | 0.50  | 1    | 110 | \$110.00   | \$0.00  |
| Anana Vista           | 3600 | SoCal |  | OT Services         | 2/12/25 | 0.50  | 1    | 110 | \$110.00   | \$0.00  |
| Anana Vista           | 3600 | SoCal |  | OT Services         | 2/19/25 | 0.50  | 1    | 110 | \$110.00   | \$0.00  |
| Anana Vista           | 3600 | SoCal |  | OT Services         | 2/26/25 | 0.50  | 1    | 110 | \$110.00   | \$0.00  |
| Anana Vista           | 3600 | SoCal |  | OT Services         | 2/5/25  | 0.50  | 1    | 110 | \$110.00   | \$0.00  |
| Anana Vista           | 3600 | SoCal |  | OT Services         | 2/12/25 | 0.50  | 1    | 110 | \$110.00   | \$0.00  |
| Anana Vista           | 3600 | SoCal |  | OT Services         | 2/19/25 | 0.50  | 1    | 110 | \$110.00   | \$0.00  |
| Anana Vista           | 3600 | SoCal |  | OT Services         | 2/26/25 | 0.50  | 1    | 110 | \$110.00   | \$0.00  |
| Anana Vista           | 3600 | SoCal |  | OT Services         | 2/5/25  | 0.50  | 1    | 110 | \$110.00   | \$0.00  |
| Anana Vista           | 3600 | SoCal |  | OT Services         | 2/19/25 | 0.50  | 1    | 110 | \$110.00   | \$0.00  |
| Anana Vista           | 3600 | SoCal |  | OT Services         | 2/26/25 | 0.50  | 1    | 110 | \$110.00   | \$0.00  |
| Anana Vista           | 3600 | SoCal |  | OT Services         | 2/25/25 | 0.50  | 1    | 110 | \$110.00   | \$0.00  |
| Anana Vista           | 3600 | SoCal |  | OT Services         | 2/3/25  | 0.50  | 0.5  | 110 | \$55.00    | \$0.00  |
| Anana Vista           | 3600 | SoCal |  | OT Services         | 2/5/25  | 0.50  | 1    | 110 | \$110.00   | \$0.00  |
| Anana Vista           | 3600 | SoCal |  | OT Services         | 2/19/25 | 0.50  | 1    | 110 | \$110.00   | \$0.00  |
| Anana Vista           | 3600 | SoCal |  | OT Services         | 2/13/25 | 0.50  | 1    | 110 | \$110.00   | \$0.00  |
| Anana Vista           | 3600 | SoCal |  | OT Services         | 2/27/25 | 0.50  | 1    | 110 | \$110.00   | \$0.00  |
| Arlene Mar            | 3600 | SoCal |  | Ed Psych Assessment | 2/26/25 | n/a   | n/a  | n/a | \$1,950.00 | \$29.00 |
| Amrmando Alvarez Rico | 3600 | SoCal |  | Speech Assessment   | 2/3/25  | 10.50 | 10.5 | 110 | \$1,155.00 | \$0.00  |
| Amrmando Alvarez Rico | 3600 | SoCal |  | Speech Assessment   | 2/5/25  | 10.50 | 10.5 | 110 | \$1,155.00 | \$0.00  |
| Amrmando Alvarez Rico | 3600 | SoCal |  | Speech Assessment   | 2/17/25 | 10.50 | 10.5 | 110 | \$1,155.00 | \$0.00  |
| Amrmando Alvarez Rico | 3600 | SoCal |  | IEP Meeting         | 2/10/25 | 2.00  | 2    | 100 | \$200.00   | \$0.00  |
| Ashton Gulland        | 3600 | SoCal |  | Speech Services     | 2/3/25  | 0.50  | 0.5  | 110 | \$55.00    | \$0.00  |
| Ashton Gulland        | 3600 | SoCal |  | Speech Services     | 2/10/25 | 0.50  | 0.5  | 110 | \$55.00    | \$0.00  |
| Ashton Gulland        | 3600 | SoCal |  | Speech Services     | 2/24/25 | 0.50  | 1    | 110 | \$110.00   | \$0.00  |
| Ashton Gulland        | 3600 | SoCal |  | Speech Services     | 2/5/25  | 0.50  | 1    | 110 | \$110.00   | \$0.00  |
| Ashton Gulland        | 3600 | SoCal |  | Speech Services     | 2/12/25 | 0.50  | 1    | 110 | \$110.00   | \$0.00  |
| Ashton Gulland        | 3600 | SoCal |  | Speech Services     | 2/19/25 | 0.50  | 1    | 110 | \$110.00   | \$0.00  |
| Ashton Gulland        | 3600 | SoCal |  | Speech Services     | 2/26/25 | 0.50  | 1    | 110 | \$110.00   | \$0.00  |
| Ashton Gulland        | 3600 | SoCal |  | Speech Services     | 2/11/25 | 0.50  | 1    | 110 | \$110.00   | \$0.00  |
| Ashton Gulland        | 3600 | SoCal |  | Speech Services     | 2/18/25 | 0.50  | 1    | 110 | \$110.00   | \$0.00  |
| Ashton Gulland        | 3600 | SoCal |  | Speech Services     | 2/27/25 | 0.50  | 1    | 110 | \$110.00   | \$0.00  |
| Ashton Gulland        | 3600 | SoCal |  | Speech Services     | 2/4/25  | 0.50  | 0.5  | 110 | \$55.00    | \$0.00  |
| Ashton Gulland        | 3600 | SoCal |  | Speech Services     | 2/3/25  | 0.50  | 1    | 110 | \$110.00   | \$0.00  |
| Ashton Gulland        | 3600 | SoCal |  | Speech Services     | 2/5/25  | 0.50  | 1    | 110 | \$110.00   | \$0.00  |
| Ashton Gulland        | 3600 | SoCal |  | Speech Services     | 2/6/25  | 0.50  | 1    | 110 | \$110.00   | \$0.00  |
| Ashton Gulland        | 3600 | SoCal |  | Speech Services     | 2/10/25 | 0.50  | 1    | 110 | \$110.00   | \$0.00  |
| Ashton Gulland        | 3600 | SoCal |  | Speech Services     | 2/12/25 | 0.50  | 1    | 110 | \$110.00   | \$0.00  |
| Ashton Gulland        | 3600 | SoCal |  | Speech Services     | 2/13/25 | 0.50  | 1    | 110 | \$110.00   | \$0.00  |
| Ashton Gulland        | 3600 | SoCal |  | Speech Services     | 2/19/25 | 0.50  | 1    | 110 | \$110.00   | \$0.00  |
| Ashton Gulland        | 3600 | SoCal |  | Speech Services     | 2/20/25 | 0.50  | 1    | 110 | \$110.00   | \$0.00  |
| Ashton Gulland        | 3600 | SoCal |  | Speech Services     | 2/24/25 | 0.50  | 1    | 110 | \$110.00   | \$0.00  |
| Ashton Gulland        | 3600 | SoCal |  | Speech Services     | 2/26/25 | 0.50  | 1    | 110 | \$110.00   | \$0.00  |
| Ashton Gulland        | 3600 | SoCal |  | Speech Services     | 2/3/25  | 0.50  | 1    | 110 | \$110.00   | \$0.00  |
| Ashton Gulland        | 3600 | SoCal |  | Speech Services     | 2/10/25 | 0.50  | 1    | 110 | \$110.00   | \$0.00  |
| Ashton Gulland        | 3600 | SoCal |  | Speech Services     | 2/24/25 | 0.50  | 1    | 110 | \$110.00   | \$0.00  |
| Ashton Gulland        | 3600 | SoCal |  | Speech Services     | 2/3/25  | 0.50  | 1    | 110 | \$110.00   | \$0.00  |
| Ashton Gulland        | 3600 | SoCal |  | Speech Services     | 2/10/25 | 0.50  | 1    | 110 | \$110.00   | \$0.00  |
| Ashton Gulland        | 3600 | SoCal |  | Speech Services     | 2/24/25 | 0.50  | 1    | 110 | \$110.00   | \$0.00  |
| Ashton Gulland        | 3600 | SoCal |  | Speech Services     | 2/18/25 | 0.50  | 1    | 110 | \$110.00   | \$0.00  |
| Ashton Gulland        | 3600 | SoCal |  | Speech Services     | 2/4/25  | 0.50  | 1    | 110 | \$110.00   | \$0.00  |
| Ashton Gulland        | 3600 | SoCal |  | Speech Services     | 2/11/25 | 0.50  | 1    | 110 | \$110.00   | \$0.00  |
| Ashton Gulland        | 3600 | SoCal |  | Speech Services     | 2/25/25 | 0.50  | 1    | 110 | \$110.00   | \$0.00  |
| Ashton Gulland        | 3600 | SoCal |  | Speech Services     | 2/3/25  | 0.50  | 1    | 110 | \$110.00   | \$0.00  |
| Ashton Gulland        | 3600 | SoCal |  | Speech Services     | 2/10/25 | 0.50  | 1    | 110 | \$110.00   | \$0.00  |
| Ashton Gulland        | 3600 | SoCal |  | Speech Services     | 2/24/25 | 0.50  | 1    | 110 | \$110.00   | \$0.00  |

|                 |      |       |                     |         |       |      |     |            |        |         |
|-----------------|------|-------|---------------------|---------|-------|------|-----|------------|--------|---------|
| Ashton Gullard  | 3600 | SoCal | Speech Services     | 2/5/25  | 0.50  | 1    | 110 | \$110.00   | \$0.00 |         |
| Ashton Gullard  | 3600 | SoCal | Speech Services     | 2/12/25 | 0.50  | 1    | 110 | \$110.00   | \$0.00 |         |
| Ashton Gullard  | 3600 | SoCal | Speech Services     | 2/19/25 | 0.50  | 1    | 110 | \$110.00   | \$0.00 |         |
| Ashton Gullard  | 3600 | SoCal | Speech Services     | 2/26/25 | 0.50  | 1    | 110 | \$110.00   | \$0.00 |         |
| Ashton Gullard  | 3600 | SoCal | Speech Services     | 2/6/25  | 0.50  | 1    | 110 | \$110.00   | \$0.00 |         |
| Ashton Gullard  | 3600 | SoCal | Speech Services     | 2/13/25 | 0.50  | 1    | 110 | \$110.00   | \$0.00 |         |
| Ashton Gullard  | 3600 | SoCal | Speech Services     | 2/20/25 | 0.50  | 1    | 110 | \$110.00   | \$0.00 |         |
| Ashton Gullard  | 3600 | SoCal | Speech Services     | 2/28/25 | 0.50  | 1    | 110 | \$110.00   | \$0.00 |         |
| Ashton Gullard  | 3600 | SoCal | Speech Services     | 2/6/25  | 0.50  | 1    | 110 | \$110.00   | \$0.00 |         |
| Ashton Gullard  | 3600 | SoCal | Speech Services     | 2/13/25 | 0.50  | 1    | 110 | \$110.00   | \$0.00 |         |
| Ashton Gullard  | 3600 | SoCal | Speech Services     | 2/20/25 | 0.50  | 1    | 110 | \$110.00   | \$0.00 |         |
| Ashton Gullard  | 3600 | SoCal | Speech Services     | 2/27/25 | 0.50  | 1    | 110 | \$110.00   | \$0.00 |         |
| Ashton Gullard  | 3600 | SoCal | Speech Services     | 2/6/25  | 0.50  | 1    | 110 | \$110.00   | \$0.00 |         |
| Ashton Gullard  | 3600 | SoCal | Speech Services     | 2/13/25 | 0.50  | 1    | 110 | \$110.00   | \$0.00 |         |
| Ashton Gullard  | 3600 | SoCal | Speech Services     | 2/27/25 | 0.50  | 1    | 110 | \$110.00   | \$0.00 |         |
| Ashton Gullard  | 3600 | SoCal | Speech Services     | 2/20/25 | 0.50  | 0.5  | 110 | \$55.00    | \$0.00 |         |
| Ashton Gullard  | 3600 | SoCal | Speech Services     | 2/3/25  | 0.50  | 1    | 110 | \$110.00   | \$0.00 |         |
| Ashton Gullard  | 3600 | SoCal | Speech Services     | 2/10/25 | 0.50  | 1    | 110 | \$110.00   | \$0.00 |         |
| Ashton Gullard  | 3600 | SoCal | Speech Services     | 2/24/25 | 0.50  | 1    | 110 | \$110.00   | \$0.00 |         |
| Brenda Rea      | 3600 | SoCal | 510                 | 2/4/25  | 0.50  | 1    | 100 | \$100.00   | \$0.00 |         |
| Brenda Rea      | 3600 | SoCal | 510                 | 2/11/25 | 0.50  | 1    | 100 | \$100.00   | \$0.00 |         |
| Brenda Rea      | 3600 | SoCal | 510                 | 2/18/25 | 0.50  | 1    | 100 | \$100.00   | \$0.00 |         |
| Brenda Rea      | 3600 | SoCal | 510                 | 2/25/25 | 0.50  | 1    | 100 | \$100.00   | \$0.00 |         |
| Brenda Rea      | 3600 | SoCal | 510                 | 2/5/25  | 0.50  | 1    | 100 | \$100.00   | \$0.00 |         |
| Brenda Rea      | 3600 | SoCal | 510                 | 2/12/25 | 0.50  | 0.5  | 100 | \$50.00    | \$0.00 |         |
| Brenda Rea      | 3600 | SoCal | 510                 | 2/19/25 | 0.50  | 0.5  | 100 | \$50.00    | \$0.00 |         |
| Brenda Rea      | 3600 | SoCal | 510                 | 2/26/25 | 0.50  | 0.5  | 100 | \$50.00    | \$0.00 |         |
| Brenda Rea      | 3600 | SoCal | 510                 | 2/7/25  | 0.50  | 1    | 100 | \$100.00   | \$0.00 |         |
| Brenda Rea      | 3600 | SoCal | 510                 | 2/14/25 | 0.50  | 1    | 100 | \$100.00   | \$0.00 |         |
| Brenda Rea      | 3600 | SoCal | 510                 | 2/21/25 | 0.50  | 1    | 100 | \$100.00   | \$0.00 |         |
| Brenda Rea      | 3600 | SoCal | 510                 | 2/28/25 | 0.50  | 1    | 100 | \$100.00   | \$0.00 |         |
| Brenda Rea      | 3600 | SoCal | 510                 | 2/6/25  | 1.00  | 1    | 100 | \$100.00   | \$0.00 |         |
| Brenda Rea      | 3600 | SoCal | 510                 | 2/13/25 | 1.00  | 0.5  | 100 | \$50.00    | \$0.00 |         |
| Brenda Rea      | 3600 | SoCal | 510                 | 2/20/25 | 1.00  | 0.5  | 100 | \$50.00    | \$0.00 |         |
| Brenda Rea      | 3600 | SoCal | 510                 | 2/27/25 | 1.00  | 0.5  | 100 | \$50.00    | \$0.00 |         |
| Brenda Rea      | 3600 | SoCal | 510                 | 2/4/25  | 0.50  | 0.5  | 100 | \$50.00    | \$0.00 |         |
| Brenda Rea      | 3600 | SoCal | 510                 | 2/11/25 | 0.50  | 0.5  | 100 | \$50.00    | \$0.00 |         |
| Brenda Rea      | 3600 | SoCal | 510                 | 2/18/25 | 0.50  | 0.5  | 100 | \$50.00    | \$0.00 |         |
| Brenda Rea      | 3600 | SoCal | 510                 | 2/25/25 | 0.50  | 0.5  | 100 | \$50.00    | \$0.00 |         |
| Brenda Rea      | 3600 | SoCal | 510                 | 2/4/25  | 0.50  | 0.5  | 100 | \$50.00    | \$0.00 |         |
| Brenda Rea      | 3600 | SoCal | 510                 | 2/11/25 | 0.50  | 0.5  | 100 | \$50.00    | \$0.00 |         |
| Brenda Rea      | 3600 | SoCal | 515                 | 2/6/25  | 0.50  | 1    | 95  | \$95.00    | \$0.00 |         |
| Brenda Rea      | 3600 | SoCal | 515                 | 2/13/25 | 0.50  | 1    | 95  | \$95.00    | \$0.00 |         |
| Brenda Rea      | 3600 | SoCal | 515                 | 2/20/25 | 0.50  | 1    | 95  | \$95.00    | \$0.00 |         |
| Brenda Rea      | 3600 | SoCal | 515                 | 2/27/25 | 0.50  | 1    | 95  | \$95.00    | \$0.00 |         |
| Brenda Rea      | 3600 | SoCal | 515                 | 2/10/25 | 0.50  | 0.5  | 95  | \$47.50    | \$0.00 |         |
| Brenda Rea      | 3600 | SoCal | 515                 | 2/24/25 | 0.50  | 0.5  | 95  | \$47.50    | \$0.00 |         |
| Brenda Rea      | 3600 | SoCal | 510                 | 2/5/25  | 0.50  | 1    | 100 | \$100.00   | \$0.00 |         |
| Brenda Rea      | 3600 | SoCal | 510                 | 2/19/25 | 0.50  | 0.5  | 100 | \$50.00    | \$0.00 |         |
| Brenda Rea      | 3600 | SoCal | 510                 | 2/3/25  | 0.50  | 1    | 100 | \$100.00   | \$0.00 |         |
| Brenda Rea      | 3600 | SoCal | 510                 | 2/10/25 | 0.50  | 1    | 100 | \$100.00   | \$0.00 |         |
| Brenda Rea      | 3600 | SoCal | 510                 | 2/14/25 | 0.50  | 1    | 100 | \$100.00   | \$0.00 |         |
| Brenda Rea      | 3600 | SoCal | 510                 | 2/24/25 | 0.50  | 1    | 100 | \$100.00   | \$0.00 |         |
| Brenda Rea      | 3600 | SoCal | 510                 | 2/28/25 | 0.50  | 1    | 100 | \$100.00   | \$0.00 |         |
| Brenda Rea      | 3600 | SoCal | IEP Meeting         | 2/21/25 | 1.00  | 1    | 100 | \$100.00   | \$0.00 |         |
| Brenda Rea      | 3600 | SoCal | IEP Meeting         | 2/26/25 | 1.00  | 1    | 100 | \$100.00   | \$0.00 |         |
| Brenda Rea      | 3600 | SoCal | IEP Meeting         | 2/4/25  | 1.00  | 1    | 100 | \$100.00   | \$0.00 |         |
| Camraya Joliff  | 3600 | SoCal | IEP Meeting         | 2/7/25  | 1.50  | 1.5  | 100 | \$150.00   | \$0.00 |         |
| Camraya Joliff  | 3600 | SoCal | IEP Meeting         | 2/14/25 | 1.00  | 1    | 100 | \$100.00   | \$0.00 |         |
| Camraya Joliff  | 3600 | SoCal | Speech Assessment   | 2/10/25 | 10.50 | 10.5 | 110 | \$1,155.00 | \$0.00 |         |
| Candice Gayle   | 3600 | SoCal | PT Services         | 2/27/25 | 0.50  | 1    | 110 | \$110.00   | \$0.00 |         |
| Candice Gayle   | 3600 | SoCal | PT Services         | 2/20/25 | 0.50  | 0.5  | 110 | \$55.00    | \$0.00 |         |
| Candice Gayle   | 3600 | SoCal | PT Services         | 2/5/25  | 0.33  | 1    | 110 | \$110.00   | \$0.00 |         |
| Candice Gayle   | 3600 | SoCal | PT Services         | 2/26/25 | 0.33  | 1    | 110 | \$110.00   | \$0.00 |         |
| Candice Gayle   | 3600 | SoCal | PT Services         | 2/11/25 | 0.50  | 1    | 110 | \$110.00   | \$0.00 |         |
| Candice Gayle   | 3600 | SoCal | PT Services         | 2/11/25 | 0.50  | 1    | 110 | \$110.00   | \$0.00 |         |
| Candice Gayle   | 3600 | SoCal | IEP Meeting         | 2/18/25 | 1.00  | 1    | 100 | \$100.00   | \$0.00 |         |
| Cosima Faanunu  | 3600 | SoCal | Ed Psych Assessment | 2/6/25  | n/a   | n/a  | n/a | \$1,950.00 | 105.40 | \$73.78 |
| Corinna Faanunu | 3600 | SoCal | Ed Psych Assessment | 2/20/25 | n/a   | n/a  | n/a | \$1,950.00 | 26.00  | \$60.20 |
| Corinna Faanunu | 3600 | SoCal | Ed Psych Assessment | 2/27/25 | n/a   | n/a  | n/a | \$1,950.00 | 94.00  | \$65.89 |
| Cynthia Rowland | 3600 | SoCal | Nurse Assessment    | 2/4/25  | n/a   | n/a  | n/a | \$700.00   | 46.40  | \$32.48 |

|                  |      |       |                     |         |       |      |     |            |        |         |
|------------------|------|-------|---------------------|---------|-------|------|-----|------------|--------|---------|
| Cynthia Rowland  | 3600 | SoCal | Nurse Assessment    | 2/9/25  | n/a   | n/a  | n/a | \$700.00   | 14.60  | \$10.22 |
| Cynthia Rowland  | 3600 | SoCal | Nurse Assessment    | 2/11/25 | n/a   | n/a  | n/a | \$700.00   | 5.80   | \$4.06  |
| Cynthia Rowland  | 3600 | SoCal | Nurse Assessment    | 2/18/25 | n/a   | n/a  | n/a | \$700.00   | 88.80  | \$62.16 |
| Cynthia Rowland  | 3600 | SoCal | Nurse Assessment    | 2/20/25 | n/a   | n/a  | n/a | \$700.00   | 3.00   | \$2.10  |
| Cynthia Rowland  | 3600 | SoCal | Nurse Assessment    | 2/20/25 | n/a   | n/a  | n/a | \$700.00   | 21.40  | \$14.98 |
| Danielle Roghair | 3600 | SoCal | OT Assessment       | 1/29/25 | 10.50 | 10.5 | 110 | \$1,155.00 |        | \$0.00  |
| Danielle Roghair | 3600 | SoCal | OT Assessment       | 2/19/25 | 10.50 | 10.5 | 110 | \$1,155.00 |        | \$0.00  |
| Danielle Roghair | 3600 | SoCal | IEP Meeting         | 2/13/25 | 1.00  | 1    | 100 | \$100.00   |        | \$0.00  |
| Danielle Roghair | 3600 | SoCal | IEP Meeting         | 2/18/25 | 1.00  | 1    | 100 | \$100.00   |        | \$0.00  |
| Danielle Roghair | 3600 | SoCal | IEP Meeting         | 2/24/25 | 1.00  | 1    | 100 | \$100.00   |        | \$0.00  |
| Destiny Cona     | 3600 | SoCal | Ed Psych Assessment | 2/12/25 | n/a   | n/a  | n/a | \$1,950.00 | 82.00  | \$57.40 |
| Destiny Cona     | 3600 | SoCal | Ed Psych Assessment | 2/20/25 | n/a   | n/a  | n/a | \$1,950.00 | 108.00 | \$75.60 |
| Destiny Cona     | 3600 | SoCal | Ed Psych Assessment | 2/18/25 | n/a   | n/a  | n/a | \$1,950.00 | 68.00  | \$47.60 |
| Diana Cadigan    | 3600 | SoCal | DHH Services        | 2/3/25  | 0.50  | 1    | 110 | \$110.00   |        | \$0.00  |
| Diana Cadigan    | 3600 | SoCal | DHH Services        | 2/11/25 | 0.50  | 1    | 110 | \$110.00   |        | \$0.00  |
| Diana Cadigan    | 3600 | SoCal | DHH Services        | 2/19/25 | 0.50  | 1    | 110 | \$110.00   |        | \$0.00  |
| Diana Cadigan    | 3600 | SoCal | DHH Services        | 2/24/25 | 0.50  | 1    | 110 | \$110.00   |        | \$0.00  |
| Diana Cadigan    | 3600 | SoCal | DHH Services        | 2/3/25  | 0.50  | 1    | 110 | \$110.00   |        | \$0.00  |
| Diana Cadigan    | 3600 | SoCal | DHH Services        | 2/20/25 | 0.50  | 1    | 110 | \$110.00   |        | \$0.00  |
| Diana Cadigan    | 3600 | SoCal | DHH Services        | 2/24/25 | 0.50  | 1    | 110 | \$110.00   |        | \$0.00  |
| Diana Cadigan    | 3600 | SoCal | DHH Services        | 2/4/25  | 0.50  | 1    | 110 | \$110.00   |        | \$0.00  |
| Diana Cadigan    | 3600 | SoCal | DHH Services        | 2/11/25 | 0.50  | 1    | 110 | \$110.00   |        | \$0.00  |
| Diana Cadigan    | 3600 | SoCal | DHH Services        | 2/25/25 | 0.50  | 1    | 110 | \$110.00   |        | \$0.00  |
| Diana Cadigan    | 3600 | SoCal | DHH Services        | 2/24/25 | 0.50  | 1    | 110 | \$110.00   |        | \$0.00  |
| Diana Cadigan    | 3600 | SoCal | DHH Services        | 2/24/25 | 0.50  | 1    | 110 | \$110.00   |        | \$0.00  |
| Diana Cadigan    | 3600 | SoCal | IEP Meeting         | 2/3/25  | 1.50  | 1.5  | 100 | \$150.00   |        | \$0.00  |
| Diana Cadigan    | 3600 | SoCal | IEP Meeting         | 2/19/25 | 1.50  | 1.5  | 100 | \$150.00   |        | \$0.00  |
| Eleanora Magn    | 3600 | SoCal | 535                 | 2/3/25  | 0.50  | 1    | 110 | \$110.00   |        | \$0.00  |
| Eleanora Magn    | 3600 | SoCal | 535                 | 2/7/25  | 0.50  | 1    | 110 | \$110.00   |        | \$0.00  |
| Eleanora Magn    | 3600 | SoCal | 535                 | 2/10/25 | 0.50  | 1    | 110 | \$110.00   |        | \$0.00  |
| Eleanora Magn    | 3600 | SoCal | 535                 | 2/14/25 | 0.50  | 1    | 110 | \$110.00   |        | \$0.00  |
| Eleanora Magn    | 3600 | SoCal | 535                 | 2/18/25 | 0.50  | 1    | 110 | \$110.00   |        | \$0.00  |
| Eleanora Magn    | 3600 | SoCal | 535                 | 2/21/25 | 0.50  | 1    | 110 | \$110.00   |        | \$0.00  |
| Eleanora Magn    | 3600 | SoCal | 535                 | 2/24/25 | 0.50  | 1    | 110 | \$110.00   |        | \$0.00  |
| Eleanora Magn    | 3600 | SoCal | 535                 | 2/28/25 | 0.50  | 1    | 110 | \$110.00   |        | \$0.00  |
| Eleanora Magn    | 3600 | SoCal | 535                 | 2/5/25  | 0.50  | 1.00 | 110 | \$110.00   |        | \$0.00  |
| Eleanora Magn    | 3600 | SoCal | 535 (Parent)        | 2/7/25  | 0.50  | 1    | 110 | \$110.00   |        | \$0.00  |
| Eleanora Magn    | 3600 | SoCal | 535 (Parent)        | 2/14/25 | 0.50  | 1    | 110 | \$110.00   |        | \$0.00  |
| Eleanora Magn    | 3600 | SoCal | 535 (Parent)        | 2/21/25 | 0.50  | 1    | 110 | \$110.00   |        | \$0.00  |
| Eleanora Magn    | 3600 | SoCal | 535 (Parent)        | 2/28/25 | 0.50  | 1    | 110 | \$110.00   |        | \$0.00  |
| Eleanora Magn    | 3600 | SoCal | 535                 | 2/3/25  | 0.50  | 1    | 110 | \$110.00   |        | \$0.00  |
| Eleanora Magn    | 3600 | SoCal | 535                 | 2/5/25  | 0.50  | 1    | 110 | \$110.00   |        | \$0.00  |
| Eleanora Magn    | 3600 | SoCal | 535                 | 2/10/25 | 0.50  | 1    | 110 | \$110.00   |        | \$0.00  |
| Eleanora Magn    | 3600 | SoCal | 535                 | 2/12/25 | 0.50  | 1    | 110 | \$110.00   |        | \$0.00  |
| Eleanora Magn    | 3600 | SoCal | 535                 | 2/19/25 | 0.50  | 1    | 110 | \$110.00   |        | \$0.00  |
| Eleanora Magn    | 3600 | SoCal | 535                 | 2/20/25 | 0.50  | 1    | 110 | \$110.00   |        | \$0.00  |
| Eleanora Magn    | 3600 | SoCal | 535                 | 2/24/25 | 0.50  | 1    | 110 | \$110.00   |        | \$0.00  |
| Eleanora Magn    | 3600 | SoCal | 535                 | 2/26/25 | 0.50  | 1    | 110 | \$110.00   |        | \$0.00  |
| Eleanora Magn    | 3600 | SoCal | 520                 | 2/7/25  | 0.50  | 0.5  | 120 | \$60.00    |        | \$0.00  |
| Eleanora Magn    | 3600 | SoCal | 520                 | 2/10/25 | 0.50  | 1    | 120 | \$120.00   |        | \$0.00  |
| Eleanora Magn    | 3600 | SoCal | 520                 | 2/14/25 | 0.50  | 1    | 120 | \$120.00   |        | \$0.00  |
| Eleanora Magn    | 3600 | SoCal | 520                 | 2/21/25 | 0.50  | 1    | 120 | \$120.00   |        | \$0.00  |
| Eleanora Magn    | 3600 | SoCal | 520                 | 2/28/25 | 0.50  | 1    | 120 | \$120.00   |        | \$0.00  |
| Eleanora Magn    | 3600 | SoCal | 535                 | 2/3/25  | 1.50  | 1.5  | 110 | \$165.00   |        | \$0.00  |
| Eleanora Magn    | 3600 | SoCal | 535                 | 2/4/25  | 1.50  | 1.5  | 110 | \$165.00   |        | \$0.00  |
| Eleanora Magn    | 3600 | SoCal | 535                 | 2/5/25  | 1.50  | 1.5  | 110 | \$165.00   |        | \$0.00  |
| Eleanora Magn    | 3600 | SoCal | 535                 | 2/10/25 | 1.50  | 1.5  | 110 | \$165.00   |        | \$0.00  |
| Eleanora Magn    | 3600 | SoCal | 535                 | 2/11/25 | 1.50  | 1.5  | 110 | \$165.00   |        | \$0.00  |
| Eleanora Magn    | 3600 | SoCal | 535                 | 2/12/25 | 1.50  | 1.5  | 110 | \$165.00   |        | \$0.00  |
| Eleanora Magn    | 3600 | SoCal | 535                 | 2/13/25 | 1.50  | 1.5  | 110 | \$165.00   |        | \$0.00  |
| Eleanora Magn    | 3600 | SoCal | 535                 | 2/18/25 | 1.50  | 1.5  | 110 | \$165.00   |        | \$0.00  |
| Eleanora Magn    | 3600 | SoCal | 535                 | 2/19/25 | 1.50  | 1.5  | 110 | \$165.00   |        | \$0.00  |
| Eleanora Magn    | 3600 | SoCal | 535                 | 2/24/25 | 1.50  | 1.5  | 110 | \$165.00   |        | \$0.00  |
| Eleanora Magn    | 3600 | SoCal | 535                 | 2/25/25 | 1.50  | 1.5  | 110 | \$165.00   |        | \$0.00  |
| Eleanora Magn    | 3600 | SoCal | 535                 | 2/26/25 | 1.50  | 1.50 | 110 | \$165.00   |        | \$0.00  |
| Eleanora Magn    | 3600 | SoCal | 535                 | 2/28/25 | 1.50  | 1.50 | 110 | \$165.00   |        | \$0.00  |
| Eleanora Magn    | 3600 | SoCal | 535                 | 2/3/25  | 1.00  | 0.5  | 110 | \$55.00    |        | \$0.00  |
| Eleanora Magn    | 3600 | SoCal | 535                 | 2/4/25  | 1.00  | 0.5  | 110 | \$55.00    |        | \$0.00  |
| Eleanora Magn    | 3600 | SoCal | 535                 | 2/5/25  | 1.00  | 0.5  | 110 | \$55.00    |        | \$0.00  |
| Eleanora Magn    | 3600 | SoCal | 535                 | 2/7/25  | 1.00  | 0.5  | 110 | \$55.00    |        | \$0.00  |
| Eleanora Magn    | 3600 | SoCal | 535                 | 2/3/25  | 1.50  | 1.5  | 110 | \$165.00   |        | \$0.00  |

|                   |      |       |                     |         |      |      |     |            |       |         |
|-------------------|------|-------|---------------------|---------|------|------|-----|------------|-------|---------|
| Eleanora Magn     | 3600 | SoCal | 535                 | 2/7/25  | 1.50 | 1.5  | 110 | \$165.00   |       | \$0.00  |
| Eleanora Magn     | 3600 | SoCal | 535                 | 2/10/25 | 1.50 | 1.5  | 110 | \$165.00   |       | \$0.00  |
| Eleanora Magn     | 3600 | SoCal | 535                 | 2/13/25 | 1.50 | 1.5  | 110 | \$165.00   |       | \$0.00  |
| Eleanora Magn     | 3600 | SoCal | 535                 | 2/21/25 | 1.50 | 1.5  | 110 | \$165.00   |       | \$0.00  |
| Eleanora Magn     | 3600 | SoCal | 535                 | 2/25/25 | 1.50 | 1.5  | 110 | \$165.00   |       | \$0.00  |
| Eleanora Magn     | 3600 | SoCal | 535                 | 2/27/25 | 1.50 | 1.5  | 110 | \$165.00   |       | \$0.00  |
| Eleanora Magn     | 3600 | SoCal | 535                 | 2/28/25 | 1.50 | 1.5  | 110 | \$165.00   |       | \$0.00  |
| Eleanora Magn     | 3600 | SoCal | 535                 | 2/5/25  | 1.50 | 0.75 | 110 | \$82.50    |       | \$0.00  |
| Eleanora Magn     | 3600 | SoCal | 535                 | 2/26/25 | 1.50 | 0.75 | 110 | \$82.50    |       | \$0.00  |
| Eleanora Magn     | 3600 | SoCal | 535                 | 2/19/25 | 1.50 | 0.75 | 110 | \$82.50    |       | \$0.00  |
| Eleanora Magn     | 3600 | SoCal | 535                 | 2/12/25 | 1.50 | 0.75 | 110 | \$82.50    |       | \$0.00  |
| Eleanora Magn     | 3600 | SoCal | 535                 | 2/6/25  | 1.50 | 0.75 | 110 | \$82.50    |       | \$0.00  |
| Elizabeth Bogann  | 3600 | SoCal | Ed Psych Assessment | 2/24/25 | n/a  | n/a  | n/a | \$1,950.00 | 36.00 | \$25.20 |
| Elizabeth Ramirez | 3600 | SoCal | 510                 | 2/7/25  | 0.50 | 1    | 100 | \$100.00   |       | \$0.00  |
| Elizabeth Ramirez | 3600 | SoCal | 510                 | 2/28/25 | 0.50 | 1    | 100 | \$100.00   |       | \$0.00  |
| Elizabeth Ramirez | 3600 | SoCal | 510                 | 2/21/25 | 0.50 | 1    | 100 | \$100.00   |       | \$0.00  |
| Elizabeth Ramirez | 3600 | SoCal | IEP Meeting         | 2/12/25 | 1.00 | 1    | 100 | \$100.00   |       | \$0.00  |
| Elizabeth Ramirez | 3600 | SoCal | IEP Meeting         | 2/4/25  | 1.00 | 1    | 100 | \$100.00   |       | \$0.00  |
| Elizabeth Ramirez | 3600 | SoCal | IEP Meeting         | 2/7/25  | 0.50 | 0.5  | 100 | \$50.00    |       | \$0.00  |
| Elizabeth Vossler | 3600 | SoCal | Ed Psych Assessment | 2/20/25 | n/a  | n/a  | n/a | \$1,950.00 | 28.00 | \$19.60 |
| Emily Chupek      | 3600 | SoCal | Speech Services     | 2/20/25 | 0.50 | 0.5  | 110 | \$55.00    |       | \$0.00  |
| Emily Chupek      | 3600 | SoCal | Speech Services     | 2/27/25 | 0.50 | 0.5  | 110 | \$55.00    |       | \$0.00  |
| Emily Chupek      | 3600 | SoCal | Speech Services     | 2/5/25  | 0.50 | 0.5  | 110 | \$55.00    |       | \$0.00  |
| Emily Chupek      | 3600 | SoCal | Speech Services     | 2/13/25 | 0.50 | 0.5  | 110 | \$55.00    |       | \$0.00  |
| Emily Chupek      | 3600 | SoCal | Speech Services     | 2/4/25  | 0.50 | 1    | 110 | \$110.00   |       | \$0.00  |
| Emily Chupek      | 3600 | SoCal | Speech Services     | 2/7/25  | 0.50 | 1    | 110 | \$110.00   |       | \$0.00  |
| Emily Chupek      | 3600 | SoCal | Speech Services     | 2/11/25 | 0.50 | 1    | 110 | \$110.00   |       | \$0.00  |
| Emily Chupek      | 3600 | SoCal | Speech Services     | 2/14/25 | 0.50 | 1    | 110 | \$110.00   |       | \$0.00  |
| Emily Chupek      | 3600 | SoCal | Speech Services     | 2/18/25 | 0.50 | 1    | 110 | \$110.00   |       | \$0.00  |
| Emily Chupek      | 3600 | SoCal | Speech Services     | 2/21/25 | 0.50 | 1    | 110 | \$110.00   |       | \$0.00  |
| Emily Chupek      | 3600 | SoCal | Speech Services     | 2/12/25 | 0.50 | 1    | 110 | \$110.00   |       | \$0.00  |
| Emily Chupek      | 3600 | SoCal | Speech Services     | 2/18/25 | 0.50 | 1    | 110 | \$110.00   |       | \$0.00  |
| Emily Chupek      | 3600 | SoCal | Speech Services     | 2/19/25 | 0.50 | 1    | 110 | \$110.00   |       | \$0.00  |
| Emily Chupek      | 3600 | SoCal | Speech Services     | 2/11/25 | 0.50 | 0.5  | 110 | \$55.00    |       | \$0.00  |
| Emily Chupek      | 3600 | SoCal | Speech Services     | 2/12/25 | 0.50 | 1    | 110 | \$110.00   |       | \$0.00  |
| Emily Chupek      | 3600 | SoCal | Speech Services     | 2/19/25 | 0.50 | 1    | 110 | \$110.00   |       | \$0.00  |
| Emily Chupek      | 3600 | SoCal | Speech Services     | 2/20/25 | 0.50 | 0.5  | 110 | \$55.00    |       | \$0.00  |
| Emily Chupek      | 3600 | SoCal | Speech Services     | 2/13/25 | 0.50 | 0.5  | 110 | \$55.00    |       | \$0.00  |
| Emily Chupek      | 3600 | SoCal | Speech Services     | 2/5/25  | 0.50 | 1    | 110 | \$110.00   |       | \$0.00  |
| Emily Chupek      | 3600 | SoCal | Speech Services     | 2/7/25  | 0.50 | 1    | 110 | \$110.00   |       | \$0.00  |
| Emily Chupek      | 3600 | SoCal | Speech Services     | 2/12/25 | 0.50 | 1    | 110 | \$110.00   |       | \$0.00  |
| Emily Chupek      | 3600 | SoCal | Speech Services     | 2/14/25 | 0.50 | 1    | 110 | \$110.00   |       | \$0.00  |
| Emily Chupek      | 3600 | SoCal | Speech Services     | 2/19/25 | 0.50 | 1    | 110 | \$110.00   |       | \$0.00  |
| Emily Chupek      | 3600 | SoCal | Speech Services     | 2/8/25  | 0.50 | 0.5  | 110 | \$55.00    |       | \$0.00  |
| Emily Chupek      | 3600 | SoCal | Speech Services     | 2/21/25 | 0.50 | 0.5  | 110 | \$55.00    |       | \$0.00  |
| Encka Panayi      | 3600 | SoCal | Speech Services     | 2/7/25  | 0.50 | 1    | 110 | \$110.00   |       | \$0.00  |
| Encka Panayi      | 3600 | SoCal | Speech Services     | 2/21/25 | 0.50 | 1    | 110 | \$110.00   |       | \$0.00  |
| Encka Panayi      | 3600 | SoCal | Speech Services     | 2/28/25 | 0.50 | 1    | 110 | \$110.00   |       | \$0.00  |
| Encka Panayi      | 3600 | SoCal | Speech Services     | 2/12/25 | 0.50 | 1    | 110 | \$110.00   |       | \$0.00  |
| Encka Panayi      | 3600 | SoCal | Speech Services     | 2/19/25 | 0.50 | 1    | 110 | \$110.00   |       | \$0.00  |
| Encka Panayi      | 3600 | SoCal | Speech Services     | 2/5/25  | 0.50 | 0.5  | 110 | \$55.00    |       | \$0.00  |
| Encka Panayi      | 3600 | SoCal | Speech Services     | 2/3/25  | 0.50 | 0.5  | 110 | \$55.00    |       | \$0.00  |
| Encka Panayi      | 3600 | SoCal | Speech Services     | 2/4/25  | 0.50 | 0.5  | 110 | \$55.00    |       | \$0.00  |
| Encka Panayi      | 3600 | SoCal | Speech Services     | 2/10/25 | 0.50 | 0.5  | 110 | \$55.00    |       | \$0.00  |
| Encka Panayi      | 3600 | SoCal | Speech Services     | 2/24/25 | 0.50 | 0.5  | 110 | \$55.00    |       | \$0.00  |
| Encka Panayi      | 3600 | SoCal | Speech Services     | 2/12/25 | 0.50 | 1    | 110 | \$110.00   |       | \$0.00  |
| Encka Panayi      | 3600 | SoCal | Speech Services     | 2/5/25  | 0.50 | 0.5  | 110 | \$55.00    |       | \$0.00  |
| Encka Panayi      | 3600 | SoCal | Speech Services     | 2/19/25 | 0.50 | 0.5  | 110 | \$55.00    |       | \$0.00  |
| Encka Panayi      | 3600 | SoCal | Speech Services     | 2/27/25 | 0.50 | 0.5  | 110 | \$55.00    |       | \$0.00  |
| Encka Panayi      | 3600 | SoCal | Speech Services     | 2/4/25  | 0.50 | 1    | 110 | \$110.00   |       | \$0.00  |
| Encka Panayi      | 3600 | SoCal | Speech Services     | 2/6/25  | 0.50 | 1    | 110 | \$110.00   |       | \$0.00  |
| Encka Panayi      | 3600 | SoCal | Speech Services     | 2/13/25 | 0.50 | 1    | 110 | \$110.00   |       | \$0.00  |
| Encka Panayi      | 3600 | SoCal | Speech Services     | 2/25/25 | 0.50 | 1    | 110 | \$110.00   |       | \$0.00  |
| Encka Panayi      | 3600 | SoCal | Speech Services     | 2/27/25 | 0.50 | 1    | 110 | \$110.00   |       | \$0.00  |
| Encka Panayi      | 3600 | SoCal | Speech Services     | 2/4/25  | 0.50 | 1    | 110 | \$110.00   |       | \$0.00  |
| Encka Panayi      | 3600 | SoCal | Speech Services     | 2/25/25 | 0.50 | 1    | 110 | \$110.00   |       | \$0.00  |
| Encka Panayi      | 3600 | SoCal | Speech Services     | 2/11/25 | 0.50 | 0.5  | 110 | \$55.00    |       | \$0.00  |
| Encka Panayi      | 3600 | SoCal | Speech Services     | 2/18/25 | 0.50 | 0.5  | 110 | \$55.00    |       | \$0.00  |
| Encka Panayi      | 3600 | SoCal | Speech Services     | 2/21/25 | 0.50 | 1    | 110 | \$110.00   |       | \$0.00  |
| Encka Panayi      | 3600 | SoCal | Speech Services     | 2/28/25 | 0.50 | 1    | 110 | \$110.00   |       | \$0.00  |
| Encka Panayi      | 3600 | SoCal | Speech Services     | 2/10/25 | 0.50 | 0.5  | 110 | \$55.00    |       | \$0.00  |

|                      |      |       |  |                     |         |      |     |     |            |        |
|----------------------|------|-------|--|---------------------|---------|------|-----|-----|------------|--------|
| Encka Panayi         | 3600 | SoCal |  | Speech Services     | 2/14/25 | 0.50 | 0.5 | 110 | \$55.00    | \$0.00 |
| Encka Panayi         | 3600 | SoCal |  | Speech Services     | 2/3/25  | 0.50 | 1   | 110 | \$110.00   | \$0.00 |
| Encka Panayi         | 3600 | SoCal |  | Speech Services     | 2/4/25  | 0.50 | 1   | 110 | \$110.00   | \$0.00 |
| Encka Panayi         | 3600 | SoCal |  | Speech Services     | 2/10/25 | 0.50 | 1   | 110 | \$110.00   | \$0.00 |
| Encka Panayi         | 3600 | SoCal |  | Speech Services     | 2/14/25 | 0.50 | 1   | 110 | \$110.00   | \$0.00 |
| Encka Panayi         | 3600 | SoCal |  | Speech Services     | 2/18/25 | 0.50 | 1   | 110 | \$110.00   | \$0.00 |
| Encka Panayi         | 3600 | SoCal |  | Speech Services     | 2/25/25 | 0.50 | 1   | 110 | \$110.00   | \$0.00 |
| Encka Panayi         | 3600 | SoCal |  | Speech Services     | 2/28/25 | 0.50 | 1   | 110 | \$110.00   | \$0.00 |
| Encka Panayi         | 3600 | SoCal |  | Speech Services     | 2/5/25  | 0.50 | 1   | 110 | \$110.00   | \$0.00 |
| Encka Panayi         | 3600 | SoCal |  | Speech Services     | 2/6/25  | 0.50 | 1   | 110 | \$110.00   | \$0.00 |
| Encka Panayi         | 3600 | SoCal |  | Speech Services     | 2/12/25 | 0.50 | 1   | 110 | \$110.00   | \$0.00 |
| Encka Panayi         | 3600 | SoCal |  | Speech Services     | 2/13/25 | 0.50 | 1   | 110 | \$110.00   | \$0.00 |
| Encka Panayi         | 3600 | SoCal |  | Speech Services     | 2/19/25 | 0.50 | 1   | 110 | \$110.00   | \$0.00 |
| Encka Panayi         | 3600 | SoCal |  | Speech Services     | 2/20/25 | 0.50 | 1   | 110 | \$110.00   | \$0.00 |
| Encka Panayi         | 3600 | SoCal |  | Speech Services     | 2/25/25 | 0.50 | 1   | 110 | \$110.00   | \$0.00 |
| Encka Panayi         | 3600 | SoCal |  | Speech Services     | 2/27/25 | 0.50 | 1   | 110 | \$110.00   | \$0.00 |
| Encka Panayi         | 3600 | SoCal |  | Speech Services     | 2/4/25  | 0.50 | 0.5 | 110 | \$55.00    | \$0.00 |
| Encka Panayi         | 3600 | SoCal |  | Speech Services     | 2/11/25 | 0.50 | 0.5 | 110 | \$55.00    | \$0.00 |
| Encka Panayi         | 3600 | SoCal |  | Speech Services     | 2/6/25  | 0.50 | 1   | 110 | \$110.00   | \$0.00 |
| Encka Panayi         | 3600 | SoCal |  | Speech Services     | 2/7/25  | 0.50 | 1   | 110 | \$110.00   | \$0.00 |
| Encka Panayi         | 3600 | SoCal |  | Speech Services     | 2/13/25 | 0.50 | 1   | 110 | \$110.00   | \$0.00 |
| Encka Panayi         | 3600 | SoCal |  | Speech Services     | 2/14/25 | 0.50 | 1   | 110 | \$110.00   | \$0.00 |
| Encka Panayi         | 3600 | SoCal |  | Speech Services     | 2/20/25 | 0.50 | 1   | 110 | \$110.00   | \$0.00 |
| Encka Panayi         | 3600 | SoCal |  | Speech Services     | 2/21/25 | 0.50 | 1   | 110 | \$110.00   | \$0.00 |
| Encka Panayi         | 3600 | SoCal |  | Speech Services     | 2/27/25 | 0.50 | 1   | 110 | \$110.00   | \$0.00 |
| Encka Panayi         | 3600 | SoCal |  | Speech Services     | 2/28/25 | 0.50 | 1   | 110 | \$110.00   | \$0.00 |
| Encka Panayi         | 3600 | SoCal |  | Speech Services     | 2/6/25  | 0.50 | 1   | 110 | \$110.00   | \$0.00 |
| Encka Panayi         | 3600 | SoCal |  | Speech Services     | 2/13/25 | 0.50 | 1   | 110 | \$110.00   | \$0.00 |
| Encka Panayi         | 3600 | SoCal |  | Speech Services     | 2/20/25 | 0.50 | 1   | 110 | \$110.00   | \$0.00 |
| Encka Panayi         | 3600 | SoCal |  | Speech Services     | 2/27/25 | 0.50 | 1   | 110 | \$110.00   | \$0.00 |
| Encka Panayi         | 3600 | SoCal |  | Speech Services     | 2/6/25  | 0.50 | 1   | 110 | \$110.00   | \$0.00 |
| Encka Panayi         | 3600 | SoCal |  | Speech Services     | 2/13/25 | 0.50 | 1   | 110 | \$110.00   | \$0.00 |
| Encka Panayi         | 3600 | SoCal |  | Speech Services     | 2/18/25 | 0.50 | 1   | 110 | \$110.00   | \$0.00 |
| Encka Panayi         | 3600 | SoCal |  | Speech Services     | 2/27/25 | 0.50 | 1   | 110 | \$110.00   | \$0.00 |
| Encka Panayi         | 3600 | SoCal |  | Speech Services     | 2/6/25  | 0.50 | 1   | 110 | \$110.00   | \$0.00 |
| Encka Panayi         | 3600 | SoCal |  | Speech Services     | 2/13/25 | 0.50 | 1   | 110 | \$110.00   | \$0.00 |
| Encka Panayi         | 3600 | SoCal |  | Speech Services     | 2/20/25 | 0.50 | 1   | 110 | \$110.00   | \$0.00 |
| Encka Panayi         | 3600 | SoCal |  | Speech Services     | 2/27/25 | 0.50 | 1   | 110 | \$110.00   | \$0.00 |
| Encka Panayi         | 3600 | SoCal |  | Speech Services     | 2/28/25 | 0.50 | 0.5 | 110 | \$55.00    | \$0.00 |
| Evelin Farcas-Mirela | 3600 | SoCal |  | Ed Psych Assessment | 2/7/25  | n/a  | n/a | n/a | \$1,960.00 | \$4.00 |
| Evelin Farcas-Mirela | 3600 | SoCal |  | Ed Psych Assessment | 2/15/25 | n/a  | n/a | n/a | \$1,960.00 | \$4.00 |
| Evette Rios          | 3600 | SoCal |  | Speech Services     | 2/5/25  | 0.50 | 1   | 110 | \$110.00   | \$0.00 |
| Evette Rios          | 3600 | SoCal |  | Speech Services     | 2/12/25 | 0.50 | 1   | 110 | \$110.00   | \$0.00 |
| Evette Rios          | 3600 | SoCal |  | Speech Services     | 2/26/25 | 0.50 | 1   | 110 | \$110.00   | \$0.00 |
| Evette Rios          | 3600 | SoCal |  | Speech Services     | 2/19/25 | 0.50 | 0.5 | 110 | \$55.00    | \$0.00 |
| Evette Rios          | 3600 | SoCal |  | Speech Services     | 2/5/25  | 0.50 | 1   | 110 | \$110.00   | \$0.00 |
| Evette Rios          | 3600 | SoCal |  | Speech Services     | 2/12/25 | 0.50 | 1   | 110 | \$110.00   | \$0.00 |
| Evette Rios          | 3600 | SoCal |  | Speech Services     | 2/19/25 | 0.50 | 1   | 110 | \$110.00   | \$0.00 |
| Evette Rios          | 3600 | SoCal |  | Speech Services     | 2/20/25 | 0.50 | 1   | 110 | \$110.00   | \$0.00 |
| Evette Rios          | 3600 | SoCal |  | Speech Services     | 2/27/25 | 0.50 | 1   | 110 | \$110.00   | \$0.00 |
| Evette Rios          | 3600 | SoCal |  | Speech Services     | 2/12/25 | 0.50 | 1   | 110 | \$110.00   | \$0.00 |
| Evette Rios          | 3600 | SoCal |  | Speech Services     | 2/4/25  | 0.50 | 1   | 110 | \$110.00   | \$0.00 |
| Evette Rios          | 3600 | SoCal |  | Speech Services     | 2/5/25  | 0.50 | 1   | 110 | \$110.00   | \$0.00 |
| Evette Rios          | 3600 | SoCal |  | Speech Services     | 2/11/25 | 0.50 | 1   | 110 | \$110.00   | \$0.00 |
| Evette Rios          | 3600 | SoCal |  | Speech Services     | 2/18/25 | 0.50 | 1   | 110 | \$110.00   | \$0.00 |
| Evette Rios          | 3600 | SoCal |  | Speech Services     | 2/25/25 | 0.50 | 1   | 110 | \$110.00   | \$0.00 |
| Evette Rios          | 3600 | SoCal |  | Speech Services     | 2/28/25 | 0.50 | 1   | 110 | \$110.00   | \$0.00 |
| Evette Rios          | 3600 | SoCal |  | Speech Services     | 2/19/25 | 0.50 | 1   | 110 | \$110.00   | \$0.00 |
| Evette Rios          | 3600 | SoCal |  | Speech Services     | 2/5/25  | 0.50 | 1   | 110 | \$110.00   | \$0.00 |
| Evette Rios          | 3600 | SoCal |  | Speech Services     | 2/12/25 | 0.50 | 1   | 110 | \$110.00   | \$0.00 |



|                   |      |       |                     |         |       |      |     |            |        |          |
|-------------------|------|-------|---------------------|---------|-------|------|-----|------------|--------|----------|
| Evette Rios       | 3600 | SoCal | Speech Services     | 2/7/25  | 0.50  | 1    | 110 | \$110.00   | \$0.00 |          |
| Evette Rios       | 3600 | SoCal | Speech Services     | 2/14/25 | 0.50  | 1    | 110 | \$110.00   | \$0.00 |          |
| Evette Rios       | 3600 | SoCal | Speech Services     | 2/21/25 | 0.50  | 1    | 110 | \$110.00   | \$0.00 |          |
| Evette Rios       | 3600 | SoCal | Speech Services     | 2/19/25 | 0.50  | 0.5  | 110 | \$55.00    | \$0.00 |          |
| Evette Rios       | 3600 | SoCal | Speech Services     | 2/26/25 | 0.50  | 0.5  | 110 | \$55.00    | \$0.00 |          |
| Evette Rios       | 3600 | SoCal | Speech Services     | 2/28/25 | 0.50  | 0.5  | 110 | \$55.00    | \$0.00 |          |
| Evette Rios       | 3600 | SoCal | Speech Services     | 2/7/25  | 0.50  | 1    | 110 | \$110.00   | \$0.00 |          |
| Evette Rios       | 3600 | SoCal | Speech Services     | 2/14/25 | 0.50  | 1    | 110 | \$110.00   | \$0.00 |          |
| Evette Rios       | 3600 | SoCal | Speech Services     | 2/21/25 | 0.50  | 1    | 110 | \$110.00   | \$0.00 |          |
| Evette Rios       | 3600 | SoCal | Speech Services     | 2/28/25 | 0.50  | 1    | 110 | \$110.00   | \$0.00 |          |
| Evette Rios       | 3600 | SoCal | Speech Services     | 2/12/25 | 0.50  | 1    | 110 | \$110.00   | \$0.00 |          |
| Evette Rios       | 3600 | SoCal | Speech Services     | 2/26/25 | 0.50  | 1    | 110 | \$110.00   | \$0.00 |          |
| Evette Rios       | 3600 | SoCal | Speech Services     | 2/5/25  | 0.50  | 1    | 110 | \$110.00   | \$0.00 |          |
| Evette Rios       | 3600 | SoCal | Speech Services     | 2/19/25 | 0.50  | 1    | 110 | \$110.00   | \$0.00 |          |
| Evette Rios       | 3600 | SoCal | Speech Services     | 2/5/25  | 0.50  | 1    | 110 | \$110.00   | \$0.00 |          |
| Evette Rios       | 3600 | SoCal | Speech Services     | 2/20/25 | 0.50  | 1    | 110 | \$110.00   | \$0.00 |          |
| Evette Rios       | 3600 | SoCal | Speech Services     | 2/12/25 | 0.50  | 0.5  | 110 | \$55.00    | \$0.00 |          |
| Evette Rios       | 3600 | SoCal | Speech Services     | 2/27/25 | 0.50  | 0.5  | 110 | \$55.00    | \$0.00 |          |
| Evette Rios       | 3600 | SoCal | Speech Services     | 2/7/25  | 0.50  | 0.5  | 110 | \$55.00    | \$0.00 |          |
| Evetlin Rios      | 3600 | SoCal | Speech Services     | 2/14/25 | 0.50  | 0.5  | 110 | \$55.00    | \$0.00 |          |
| Evette Rios       | 3600 | SoCal | Speech Services     | 2/21/25 | 0.50  | 0.5  | 110 | \$55.00    | \$0.00 |          |
| Evette Rios       | 3600 | SoCal | Speech Services     | 2/28/25 | 0.50  | 0.5  | 110 | \$55.00    | \$0.00 |          |
| Evette Rios       | 3600 | SoCal | Speech Services     | 2/20/25 | 0.50  | 1    | 110 | \$110.00   | \$0.00 |          |
| Evette Rios       | 3600 | SoCal | Speech Services     | 2/27/25 | 0.50  | 1    | 110 | \$110.00   | \$0.00 |          |
| Evette Rios       | 3600 | SoCal | Speech Services     | 2/5/25  | 0.50  | 0.5  | 110 | \$55.00    | \$0.00 |          |
| Evette Rios       | 3600 | SoCal | Speech Services     | 2/12/25 | 0.50  | 0.5  | 110 | \$55.00    | \$0.00 |          |
| Evette Rios       | 3600 | SoCal | Speech Services     | 2/19/25 | 0.50  | 0.5  | 110 | \$55.00    | \$0.00 |          |
| Evette Rios       | 3600 | SoCal | Speech Services     | 2/26/25 | 0.50  | 0.5  | 110 | \$55.00    | \$0.00 |          |
| Evette Rios       | 3600 | SoCal | Speech Services     | 2/4/25  | 0.50  | 1    | 110 | \$110.00   | \$0.00 |          |
| Evette Rios       | 3600 | SoCal | Speech Services     | 2/11/25 | 0.50  | 1    | 110 | \$110.00   | \$0.00 |          |
| Evette Rios       | 3600 | SoCal | Speech Services     | 2/18/25 | 0.50  | 1    | 110 | \$110.00   | \$0.00 |          |
| Evette Rios       | 3600 | SoCal | Speech Services     | 2/25/25 | 0.50  | 1    | 110 | \$110.00   | \$0.00 |          |
| Evette Rios       | 3600 | SoCal | Speech Services     | 1/28/25 | 0.50  | 0.5  | 110 | \$55.00    | \$0.00 |          |
| Evette Rios       | 3600 | SoCal | Speech Services     | 2/14/25 | 0.50  | 0.5  | 110 | \$55.00    | \$0.00 |          |
| Evette Rios       | 3600 | SoCal | Speech Services     | 2/27/25 | 0.50  | 0.5  | 110 | \$55.00    | \$0.00 |          |
| Evette Rios       | 3600 | SoCal | Speech Services     | 2/20/25 | 0.50  | 0.5  | 110 | \$55.00    | \$0.00 |          |
| Evette Rios       | 3600 | SoCal | Speech Services     | 2/20/25 | 0.50  | 1    | 110 | \$110.00   | \$0.00 |          |
| Evette Rios       | 3600 | SoCal | Speech Services     | 2/25/25 | 0.50  | 1    | 110 | \$110.00   | \$0.00 |          |
| Evette Rios       | 3600 | SoCal | Speech Services     | 2/28/25 | 0.50  | 1    | 110 | \$110.00   | \$0.00 |          |
| Evette Rios       | 3600 | SoCal | Speech Services     | 2/25/25 | 0.50  | 1    | 110 | \$110.00   | \$0.00 |          |
| Evette Rios       | 3600 | SoCal | Speech Services     | 2/28/25 | 0.50  | 0.5  | 110 | \$55.00    | \$0.00 |          |
| Evette Rios       | 3600 | SoCal | Speech Services     | 2/28/25 | 0.50  | 1    | 110 | \$110.00   | \$0.00 |          |
| Evette Rios       | 3600 | SoCal | Speech Services     | 2/12/25 | 0.50  | 1    | 110 | \$110.00   | \$0.00 |          |
| Evette Rios       | 3600 | SoCal | Speech Services     | 2/7/25  | 0.50  | 0.5  | 110 | \$55.00    | \$0.00 |          |
| Evette Rios       | 3600 | SoCal | Speech Services     | 2/21/25 | 0.50  | 0.5  | 110 | \$55.00    | \$0.00 |          |
| Evette Rios       | 3600 | SoCal | Speech Services     | 2/12/25 | 0.50  | 0.5  | 110 | \$55.00    | \$0.00 |          |
| Evette Rios       | 3600 | SoCal | Speech Services     | 2/26/25 | 0.50  | 0.5  | 110 | \$55.00    | \$0.00 |          |
| Evette Rios       | 3600 | SoCal | Speech Services     | 2/28/25 | 0.50  | 0.5  | 110 | \$55.00    | \$0.00 |          |
| Evette Rios       | 3600 | SoCal | Speech Services     | 2/27/25 | 0.50  | 1    | 110 | \$110.00   | \$0.00 |          |
| Gary Ferrer       | 3600 | SoCal | Ed Psych Assessment | 1/19/25 | n/a   | n/a  | n/a | \$1,950.00 | 179.20 | \$125.44 |
| Gary Ferrer       | 3600 | SoCal | Ed Psych Assessment | 2/5/25  | n/a   | n/a  | n/a | \$1,950.00 | 137.40 | \$96.18  |
| Gary Ferrer       | 3600 | SoCal | Ed Psych Assessment | 1/25/25 | n/a   | n/a  | n/a | \$1,950.00 | 136.20 | \$95.34  |
| Heather Dord      | 3600 | SoCal | O & M Services      | 2/22/25 | 3.00  | 7    | 110 | \$770.00   | 154.00 | \$107.80 |
| Jacqueline Cotten | 3600 | SoCal | Nurse Assessment    | 2/2/25  | n/a   | n/a  | n/a | \$700.00   | 49.00  | \$34.30  |
| Jacqueline Cotten | 3600 | SoCal | Nurse Assessment    | 2/6/25  | n/a   | n/a  | n/a | \$700.00   | 99.60  | \$69.72  |
| Jacqueline Cotten | 3600 | SoCal | Nurse Assessment    | 2/16/25 | n/a   | n/a  | n/a | \$700.00   | 161.30 | \$112.91 |
| Jacqueline Cotten | 3600 | SoCal | Nurse Assessment    | 2/15/25 | n/a   | n/a  | n/a | \$700.00   | 83.50  | \$58.45  |
| Jacqueline Cotten | 3600 | SoCal | Nurse Assessment    | 2/22/25 | n/a   | n/a  | n/a | \$700.00   | 43.00  | \$30.10  |
| Jacqueline Cotten | 3600 | SoCal | Nurse Assessment    | 2/22/25 | n/a   | n/a  | n/a | \$700.00   | n/a    | \$0.00   |
| Jacqueline Cotten | 3600 | SoCal | Nurse Assessment    | 2/22/25 | n/a   | n/a  | n/a | \$700.00   | 65.50  | \$45.85  |
| Jacqueline Cotten | 3600 | SoCal | Nurse Assessment    | 2/17/25 | n/a   | n/a  | n/a | \$700.00   | 48.20  | \$33.74  |
| Jessica Marinelli | 3600 | SoCal | IEP Meeting         | 2/6/25  | 0.50  | 0.5  | 100 | \$50.00    | n/a    | \$0.00   |
| Jessica Marinelli | 3600 | SoCal | IEP Meeting         | 2/11/25 | 0.50  | 0.5  | 100 | \$50.00    | n/a    | \$0.00   |
| Jessica Marinelli | 3600 | SoCal | Speech Assessment   | 2/21/25 | 10.50 | 10.5 | 110 | \$1,155.00 | n/a    | \$0.00   |
| Jessica Marinelli | 3600 | SoCal | IEP Meeting         | 2/27/25 | 0.50  | 0.5  | 100 | \$50.00    | n/a    | \$0.00   |
| Jessica Marinelli | 3600 | SoCal | IEP Meeting         | 2/24/25 | 1.00  | 1    | 100 | \$100.00   | n/a    | \$0.00   |
| Jill Gillette     | 3600 | SoCal | 510                 | 2/3/25  | 0.50  | 1    | 100 | \$100.00   | n/a    | \$0.00   |
| Jill Gillette     | 3600 | SoCal | 510                 | 2/10/25 | 0.50  | 1    | 100 | \$100.00   | n/a    | \$0.00   |
| Jill Gillette     | 3600 | SoCal | 510                 | 2/24/25 | 0.50  | 0.5  | 100 | \$50.00    | n/a    | \$0.00   |
| Jill Gillette     | 3600 | SoCal | 510                 | 2/18/25 | 0.50  | 0.5  | 100 | \$50.00    | n/a    | \$0.00   |
| Jill Gillette     | 3600 | SoCal | 510                 | 2/4/25  | 0.50  | 0.5  | 100 | \$50.00    | n/a    | \$0.00   |

|               |      |       |             |         |      |     |     |          |        |
|---------------|------|-------|-------------|---------|------|-----|-----|----------|--------|
| Jill Gillette | 3600 | SoCal | 510         | 2/25/25 | 0.50 | 0.5 | 100 | \$50.00  | \$0.00 |
| Jill Gillette | 3600 | SoCal | 510         | 2/11/25 | 0.50 | 1   | 100 | \$100.00 | \$0.00 |
| Jill Gillette | 3600 | SoCal | 510         | 2/4/25  | 0.50 | 1   | 100 | \$100.00 | \$0.00 |
| Jill Gillette | 3600 | SoCal | 515         | 2/5/25  | 0.50 | 0.5 | 95  | \$47.50  | \$0.00 |
| Jill Gillette | 3600 | SoCal | 510         | 2/13/25 | 0.50 | 0.5 | 100 | \$50.00  | \$0.00 |
| Jill Gillette | 3600 | SoCal | 510         | 2/6/25  | 0.50 | 0.5 | 100 | \$50.00  | \$0.00 |
| Jill Gillette | 3600 | SoCal | 510         | 2/20/25 | 0.50 | 0.5 | 100 | \$50.00  | \$0.00 |
| Jill Gillette | 3600 | SoCal | 510         | 2/27/25 | 0.50 | 0.5 | 100 | \$50.00  | \$0.00 |
| Jill Gillette | 3600 | SoCal | 510         | 2/6/25  | 0.75 | 1   | 100 | \$100.00 | \$0.00 |
| Jill Gillette | 3600 | SoCal | 510         | 2/20/25 | 0.75 | 1   | 100 | \$100.00 | \$0.00 |
| Jill Gillette | 3600 | SoCal | 510         | 2/27/25 | 0.75 | 1   | 100 | \$100.00 | \$0.00 |
| Jill Gillette | 3600 | SoCal | 510         | 2/13/25 | 0.75 | 0.5 | 100 | \$50.00  | \$0.00 |
| Jill Gillette | 3600 | SoCal | 510         | 2/12/25 | 0.50 | 0.5 | 100 | \$50.00  | \$0.00 |
| Jill Gillette | 3600 | SoCal | 510         | 2/26/25 | 0.50 | 0.5 | 100 | \$50.00  | \$0.00 |
| Jill Gillette | 3600 | SoCal | 510         | 2/18/25 | 0.50 | 1   | 100 | \$100.00 | \$0.00 |
| Jill Gillette | 3600 | SoCal | 510         | 2/11/25 | 0.50 | 1   | 100 | \$100.00 | \$0.00 |
| Jill Gillette | 3600 | SoCal | 510         | 2/25/25 | 0.50 | 0.5 | 100 | \$50.00  | \$0.00 |
| Jill Gillette | 3600 | SoCal | 510         | 2/20/25 | 0.50 | 0.5 | 100 | \$50.00  | \$0.00 |
| Jill Gillette | 3600 | SoCal | 510         | 2/8/25  | 0.50 | 0.5 | 100 | \$50.00  | \$0.00 |
| Jill Gillette | 3600 | SoCal | 510         | 2/20/25 | 0.50 | 1   | 100 | \$100.00 | \$0.00 |
| Jill Gillette | 3600 | SoCal | 510         | 2/27/25 | 0.50 | 1   | 100 | \$100.00 | \$0.00 |
| Jill Gillette | 3600 | SoCal | 510         | 2/25/25 | 0.50 | 0.5 | 100 | \$50.00  | \$0.00 |
| Jill Gillette | 3600 | SoCal | 510         | 2/18/25 | 0.50 | 0.5 | 100 | \$50.00  | \$0.00 |
| Jill Gillette | 3600 | SoCal | 510         | 2/11/25 | 0.50 | 0.5 | 100 | \$50.00  | \$0.00 |
| Jill Gillette | 3600 | SoCal | 510         | 2/4/25  | 0.50 | 0.5 | 100 | \$50.00  | \$0.00 |
| Jill Gillette | 3600 | SoCal | 510         | 2/6/25  | 0.50 | 0.5 | 100 | \$50.00  | \$0.00 |
| Jill Gillette | 3600 | SoCal | 510         | 2/13/25 | 0.50 | 0.5 | 100 | \$50.00  | \$0.00 |
| Jill Gillette | 3600 | SoCal | 510         | 2/20/25 | 0.50 | 0.5 | 100 | \$50.00  | \$0.00 |
| Jill Gillette | 3600 | SoCal | 515         | 2/26/25 | 0.50 | 0.5 | 95  | \$47.50  | \$0.00 |
| Jill Gillette | 3600 | SoCal | 515         | 2/5/25  | 0.50 | 0.5 | 95  | \$47.50  | \$0.00 |
| Jill Gillette | 3600 | SoCal | 515         | 2/19/25 | 0.50 | 0.5 | 95  | \$47.50  | \$0.00 |
| Jill Gillette | 3600 | SoCal | 515         | 2/14/25 | 0.50 | 0.5 | 95  | \$47.50  | \$0.00 |
| Jill Gillette | 3600 | SoCal | 515         | 2/24/25 | 0.33 | 1   | 95  | \$95.00  | \$0.00 |
| Jill Gillette | 3600 | SoCal | 515         | 2/3/25  | 0.33 | 0.5 | 95  | \$47.50  | \$0.00 |
| Jill Gillette | 3600 | SoCal | 515         | 2/10/25 | 0.33 | 0.5 | 95  | \$47.50  | \$0.00 |
| Jill Gillette | 3600 | SoCal | 515         | 2/19/25 | 0.33 | 0.5 | 95  | \$47.50  | \$0.00 |
| Jill Gillette | 3600 | SoCal | 515         | 2/5/25  | 0.33 | 0.5 | 95  | \$47.50  | \$0.00 |
| Jill Gillette | 3600 | SoCal | 515         | 2/26/25 | 0.33 | 0.5 | 95  | \$47.50  | \$0.00 |
| Jill Gillette | 3600 | SoCal | 515         | 2/14/25 | 0.33 | 0.5 | 95  | \$47.50  | \$0.00 |
| Jill Gillette | 3600 | SoCal | 515         | 2/19/25 | 0.50 | 1   | 95  | \$95.00  | \$0.00 |
| Jill Gillette | 3600 | SoCal | 515         | 2/5/25  | 0.50 | 0.5 | 95  | \$47.50  | \$0.00 |
| Jill Gillette | 3600 | SoCal | 515         | 2/3/25  | 0.50 | 0.5 | 95  | \$47.50  | \$0.00 |
| Jill Gillette | 3600 | SoCal | 515         | 2/10/25 | 0.50 | 0.5 | 95  | \$47.50  | \$0.00 |
| Jill Gillette | 3600 | SoCal | 515         | 2/24/25 | 0.50 | 0.5 | 95  | \$47.50  | \$0.00 |
| Jill Gillette | 3600 | SoCal | 515         | 2/3/25  | 0.50 | 1   | 95  | \$95.00  | \$0.00 |
| Jill Gillette | 3600 | SoCal | 515         | 2/10/25 | 0.50 | 0.5 | 95  | \$47.50  | \$0.00 |
| Jill Gillette | 3600 | SoCal | 515         | 2/3/25  | 0.50 | 0.5 | 95  | \$47.50  | \$0.00 |
| Jill Gillette | 3600 | SoCal | 515         | 2/24/25 | 0.50 | 0.5 | 95  | \$47.50  | \$0.00 |
| Jill Gillette | 3600 | SoCal | 515         | 2/5/25  | 0.50 | 1   | 95  | \$95.00  | \$0.00 |
| Jill Gillette | 3600 | SoCal | 515         | 2/14/25 | 0.50 | 1   | 95  | \$95.00  | \$0.00 |
| Jill Gillette | 3600 | SoCal | 515         | 2/19/25 | 0.50 | 0.5 | 95  | \$47.50  | \$0.00 |
| Jill Gillette | 3600 | SoCal | 515         | 2/26/25 | 0.50 | 0.5 | 95  | \$47.50  | \$0.00 |
| Jill Gillette | 3600 | SoCal | 515         | 2/6/25  | 0.50 | 1   | 95  | \$95.00  | \$0.00 |
| Jill Gillette | 3600 | SoCal | 515         | 2/19/25 | 0.50 | 1   | 95  | \$95.00  | \$0.00 |
| Jill Gillette | 3600 | SoCal | 515         | 2/26/25 | 0.50 | 0.5 | 95  | \$47.50  | \$0.00 |
| Jill Gillette | 3600 | SoCal | 515         | 2/14/25 | 0.50 | 0.5 | 95  | \$47.50  | \$0.00 |
| Jill Gillette | 3600 | SoCal | 520         | 2/26/25 | 0.50 | 1   | 120 | \$120.00 | \$0.00 |
| Jill Gillette | 3600 | SoCal | 520         | 2/12/25 | 0.50 | 0.5 | 120 | \$60.00  | \$0.00 |
| Jill Gillette | 3600 | SoCal | 520         | 2/5/25  | 0.50 | 0.5 | 120 | \$60.00  | \$0.00 |
| Jill Gillette | 3600 | SoCal | 520         | 2/14/25 | 1.00 | 1   | 120 | \$120.00 | \$0.00 |
| Jill Gillette | 3600 | SoCal | IEP Meeting | 2/7/25  | 1.00 | 1   | 100 | \$100.00 | \$0.00 |
| Jill Gillette | 3600 | SoCal | IEP Meeting | 2/12/25 | 1.00 | 1   | 100 | \$100.00 | \$0.00 |
| Jill Gillette | 3600 | SoCal | IEP Meeting | 2/13/25 | 1.00 | 1   | 100 | \$100.00 | \$0.00 |
| Jill Gillette | 3600 | SoCal | IEP Meeting | 2/12/25 | 1.50 | 1.5 | 100 | \$150.00 | \$0.00 |
| Jill Gillette | 3600 | SoCal | IEP Meeting | 2/11/25 | 1.00 | 1   | 100 | \$100.00 | \$0.00 |
| Jill Gillette | 3600 | SoCal | IEP Meeting | 2/12/25 | 1.00 | 1   | 100 | \$100.00 | \$0.00 |
| Jill Gillette | 3600 | SoCal | IEP Meeting | 2/17/25 | 1.00 | 1   | 100 | \$100.00 | \$0.00 |
| Jill Gillette | 3600 | SoCal | IEP Meeting | 2/26/25 | 1.00 | 1   | 100 | \$100.00 | \$0.00 |
| Jill Gillette | 3600 | SoCal | IEP Meeting | 2/26/25 | 1.00 | 1   | 100 | \$100.00 | \$0.00 |
| Jill Gillette | 3600 | SoCal | IEP Meeting | 2/27/25 | 0.50 | 0.5 | 100 | \$50.00  | \$0.00 |

|                  |      |       |                     |         |      |      |     |            |       |         |
|------------------|------|-------|---------------------|---------|------|------|-----|------------|-------|---------|
| Jill Gillette    | 3600 | SoCal | IEP Meeting         | 2/28/25 | 1.25 | 1.25 | 100 | \$125.00   |       | \$0.00  |
| Jill Gillette    | 3600 | SoCal | IEP Meeting         | 2/28/25 | 1.00 | 1    | 100 | \$100.00   |       | \$0.00  |
| Jodi Cunha       | 3600 | SoCal | Ed Psych Assessment | 2/10/25 | n/a  | n/a  | n/a | \$1,950.00 | 30.00 | \$21.00 |
| Jodi Cunha       | 3600 | SoCal | Ed Psych Assessment | 2/10/25 | n/a  | n/a  | n/a | \$1,950.00 | 20.00 | \$14.00 |
| Jodi Cunha       | 3600 | SoCal | Ed Psych Assessment | 2/24/25 | n/a  | n/a  | n/a | \$1,950.00 | 64.00 | \$44.80 |
| Jodi Cunha       | 3600 | SoCal | Ed Psych Assessment | 2/24/25 | n/a  | n/a  | n/a | \$1,950.00 | 52.00 | \$36.40 |
| Kanoa Elizondo   | 3600 | SoCal | APE Services        | 2/4/25  | 0.50 | 1    | 110 | \$110.00   |       | \$0.00  |
| Kanoa Elizondo   | 3600 | SoCal | APE Services        | 2/11/25 | 0.50 | 1    | 110 | \$110.00   |       | \$0.00  |
| Kanoa Elizondo   | 3600 | SoCal | APE Services        | 2/18/25 | 0.50 | 1    | 110 | \$110.00   |       | \$0.00  |
| Kanoa Elizondo   | 3600 | SoCal | IEP Meeting         | 2/25/25 | 1.00 | 1    | 100 | \$100.00   |       | \$0.00  |
| Kanoa Elizondo   | 3600 | SoCal | APE Services        | 2/5/25  | 0.50 | 1    | 110 | \$110.00   |       | \$0.00  |
| Kanoa Elizondo   | 3600 | SoCal | APE Services        | 2/10/25 | 0.50 | 1    | 110 | \$110.00   |       | \$0.00  |
| Kanoa Elizondo   | 3600 | SoCal | APE Services        | 2/24/25 | 0.50 | 1    | 110 | \$110.00   |       | \$0.00  |
| Kanoa Elizondo   | 3600 | SoCal | APE Services        | 2/3/25  | 0.50 | 1    | 110 | \$110.00   |       | \$0.00  |
| Kanoa Elizondo   | 3600 | SoCal | APE Services        | 2/10/25 | 0.50 | 1    | 110 | \$110.00   |       | \$0.00  |
| Kanoa Elizondo   | 3600 | SoCal | APE Services        | 2/24/25 | 0.50 | 1    | 110 | \$110.00   |       | \$0.00  |
| Kanoa Elizondo   | 3600 | SoCal | APE Services        | 2/7/25  | 0.50 | 1    | 110 | \$110.00   |       | \$0.00  |
| Kanoa Elizondo   | 3600 | SoCal | APE Services        | 2/14/25 | 0.50 | 1    | 110 | \$110.00   |       | \$0.00  |
| Kanoa Elizondo   | 3600 | SoCal | APE Services        | 2/21/25 | 0.50 | 1    | 110 | \$110.00   |       | \$0.00  |
| Kanoa Elizondo   | 3600 | SoCal | APE Services        | 2/28/25 | 0.50 | 1    | 110 | \$110.00   |       | \$0.00  |
| Kanoa Elizondo   | 3600 | SoCal | APE Services        | 2/4/25  | 0.50 | 1    | 110 | \$110.00   |       | \$0.00  |
| Kanoa Elizondo   | 3600 | SoCal | APE Services        | 2/18/25 | 0.50 | 1    | 110 | \$110.00   |       | \$0.00  |
| Kanoa Elizondo   | 3600 | SoCal | APE Services        | 2/25/25 | 0.50 | 1    | 110 | \$110.00   |       | \$0.00  |
| Kanoa Elizondo   | 3600 | SoCal | APE Services        | 2/11/25 | 0.50 | 0.5  | 110 | \$55.00    |       | \$0.00  |
| Kara Todrank     | 3600 | SoCal | IEP Meeting         | 2/14/25 | 1.00 | 1    | 100 | \$100.00   |       | \$0.00  |
| Kasey Galik      | 3600 | SoCal | APE Services        | 2/5/25  | 0.50 | 1    | 110 | \$110.00   |       | \$0.00  |
| Kasey Galik      | 3600 | SoCal | APE Services        | 2/5/25  | 0.50 | 1    | 110 | \$110.00   |       | \$0.00  |
| Kasey Galik      | 3600 | SoCal | APE Services        | 2/19/25 | 0.50 | 1    | 110 | \$110.00   |       | \$0.00  |
| Kasey Galik      | 3600 | SoCal | APE Services        | 2/13/25 | 0.50 | 1    | 110 | \$110.00   |       | \$0.00  |
| Kasey Galik      | 3600 | SoCal | APE Services        | 2/4/25  | 0.50 | 1    | 110 | \$110.00   |       | \$0.00  |
| Kasey Galik      | 3600 | SoCal | APE Services        | 2/6/25  | 0.50 | 1    | 110 | \$110.00   |       | \$0.00  |
| Kasey Galik      | 3600 | SoCal | APE Services        | 2/11/25 | 0.50 | 1    | 110 | \$110.00   |       | \$0.00  |
| Kasey Galik      | 3600 | SoCal | APE Services        | 2/13/25 | 0.50 | 1    | 110 | \$110.00   |       | \$0.00  |
| Kasey Galik      | 3600 | SoCal | APE Services        | 2/18/25 | 0.50 | 1    | 110 | \$110.00   |       | \$0.00  |
| Kasey Galik      | 3600 | SoCal | APE Services        | 2/20/25 | 0.50 | 1    | 110 | \$110.00   |       | \$0.00  |
| Kasey Galik      | 3600 | SoCal | APE Services        | 2/25/25 | 0.50 | 1    | 110 | \$110.00   |       | \$0.00  |
| Kasey Galik      | 3600 | SoCal | APE Services        | 2/27/25 | 0.50 | 1    | 110 | \$110.00   |       | \$0.00  |
| Kasey Galik      | 3600 | SoCal | APE Services        | 2/4/25  | 0.50 | 1    | 110 | \$110.00   |       | \$0.00  |
| Kasey Galik      | 3600 | SoCal | APE Services        | 2/5/25  | 0.50 | 1    | 110 | \$110.00   |       | \$0.00  |
| Kasey Galik      | 3600 | SoCal | APE Services        | 2/6/25  | 0.50 | 1    | 110 | \$110.00   |       | \$0.00  |
| Kasey Galik      | 3600 | SoCal | APE Services        | 2/11/25 | 0.50 | 1    | 110 | \$110.00   |       | \$0.00  |
| Kasey Galik      | 3600 | SoCal | APE Services        | 2/13/25 | 0.50 | 1    | 110 | \$110.00   |       | \$0.00  |
| Kasey Galik      | 3600 | SoCal | APE Services        | 2/18/25 | 0.50 | 1    | 110 | \$110.00   |       | \$0.00  |
| Kasey Galik      | 3600 | SoCal | APE Services        | 2/20/25 | 0.50 | 1    | 110 | \$110.00   |       | \$0.00  |
| Kasey Galik      | 3600 | SoCal | APE Services        | 2/25/25 | 0.50 | 1    | 110 | \$110.00   |       | \$0.00  |
| Kasey Galik      | 3600 | SoCal | APE Services        | 2/27/25 | 0.50 | 1    | 110 | \$110.00   |       | \$0.00  |
| Kasey Galik      | 3600 | SoCal | APE Services        | 2/5/25  | 0.50 | 1    | 110 | \$110.00   |       | \$0.00  |
| Kasey Galik      | 3600 | SoCal | APE Services        | 2/19/25 | 0.50 | 1    | 110 | \$110.00   |       | \$0.00  |
| Kasey Galik      | 3600 | SoCal | APE Services        | 2/5/25  | 0.50 | 1    | 110 | \$110.00   |       | \$0.00  |
| Kasey Galik      | 3600 | SoCal | APE Services        | 2/12/25 | 0.50 | 1    | 110 | \$110.00   |       | \$0.00  |
| Kasey Galik      | 3600 | SoCal | APE Services        | 2/19/25 | 0.50 | 1    | 110 | \$110.00   |       | \$0.00  |
| Kasey Galik      | 3600 | SoCal | APE Services        | 2/26/25 | 0.50 | 1    | 110 | \$110.00   |       | \$0.00  |
| Kasey Galik      | 3600 | SoCal | APE Services        | 2/10/25 | 0.50 | 1    | 110 | \$110.00   |       | \$0.00  |
| Kasey Galik      | 3600 | SoCal | APE Services        | 2/10/25 | 0.50 | 1    | 110 | \$110.00   |       | \$0.00  |
| Kasey Galik      | 3600 | SoCal | APE Services        | 2/24/25 | 0.50 | 1    | 110 | \$110.00   |       | \$0.00  |
| Kasey Galik      | 3600 | SoCal | APE Services        | 2/5/25  | 0.50 | 1    | 110 | \$110.00   |       | \$0.00  |
| Kasey Galik      | 3600 | SoCal | APE Services        | 2/19/25 | 0.50 | 1    | 110 | \$110.00   |       | \$0.00  |
| Kasey Galik      | 3600 | SoCal | APE Services        | 2/26/25 | 0.50 | 1    | 110 | \$110.00   |       | \$0.00  |
| Kasey Galik      | 3600 | SoCal | APE Services        | 2/19/25 | 0.50 | 1    | 110 | \$110.00   |       | \$0.00  |
| Kasey Galik      | 3600 | SoCal | APE Services        | 2/26/25 | 0.50 | 1    | 110 | \$110.00   |       | \$0.00  |
| Kasey Galik      | 3600 | SoCal | APE Services        | 2/12/25 | 0.50 | 1    | 110 | \$110.00   |       | \$0.00  |
| Kasey Galik      | 3600 | SoCal | IEP Meeting         | 2/10/25 | 1.50 | 1.5  | 100 | \$150.00   |       | \$0.00  |
| Kasey Galik      | 3600 | SoCal | IEP Meeting         | 2/12/25 | 1.00 | 1    | 100 | \$100.00   |       | \$0.00  |
| Kathleen Frazier | 3600 | SoCal | Nurse Assessment    | 2/8/25  | n/a  | n/a  | n/a | \$700.00   | 33.00 | \$23.10 |
| Kathleen Frazier | 3600 | SoCal | Nurse Assessment    | 2/8/25  | n/a  | n/a  | n/a | \$700.00   | 64.00 | \$44.80 |
| Kathleen Frazier | 3600 | SoCal | Nurse Assessment    | 2/9/25  | n/a  | n/a  | n/a | \$700.00   | 5.00  | \$3.50  |
| Kathleen Frazier | 3600 | SoCal | Nurse Assessment    | 2/13/25 | n/a  | n/a  | n/a | \$700.00   | 28.80 | \$20.22 |
| Kathleen Frazier | 3600 | SoCal | Nurse Assessment    | 1/31/25 | n/a  | n/a  | n/a | \$700.00   | 32.80 | \$22.82 |
| Kathleen Frazier | 3600 | SoCal | Nurse Assessment    | 2/25/25 | n/a  | n/a  | n/a | \$700.00   | 31.00 | \$21.70 |
| Kelly Dunn       | 3600 | SoCal | AAC Assessment      | 2/10/25 | n/a  | n/a  | n/a | \$1,783.00 |       | \$0.00  |
| Kelly Dunn       | 3600 | SoCal | AT Assessment       | 2/6/25  | n/a  | n/a  | n/a | \$1,783.00 |       | \$0.00  |

|                           |      |       |                     |         |       |      |     |            |                |
|---------------------------|------|-------|---------------------|---------|-------|------|-----|------------|----------------|
| Kelly Dunn                | 3600 | SoCal | AT Assessment       | 2/20/25 | n/a   | n/a  | n/a | \$1,783.00 | \$0.00         |
| Kelly Dunn                | 3600 | SoCal | AT Services         | 2/25/25 | 0.50  | 1    | 120 | \$120.00   | \$0.00         |
| Kelly Dunn                | 3600 | SoCal | AT Services         | 2/4/25  | 0.50  | 1    | 120 | \$120.00   | \$0.00         |
| Kelly Dunn                | 3600 | SoCal | AT Services         | 2/11/25 | 0.50  | 1    | 120 | \$120.00   | \$0.00         |
| Kelly Dunn                | 3600 | SoCal | AT Services         | 2/13/25 | 1.00  | 1    | 120 | \$120.00   | \$0.00         |
| Kelly Dunn                | 3600 | SoCal | AT Services         | 2/13/25 | 1.00  | 1    | 120 | \$120.00   | \$0.00         |
| Kelly Dunn                | 3600 | SoCal | AT Services         | 2/14/25 | 0.50  | 1    | 120 | \$120.00   | \$0.00         |
| Kelly Dunn                | 3600 | SoCal | IEP Meeting         | 2/3/25  | 1.50  | 1.5  | 100 | \$150.00   | \$0.00         |
| Kelly Dunn                | 3600 | SoCal | IEP Meeting         | 2/18/25 | 0.50  | 0.5  | 100 | \$50.00    | \$0.00         |
| Kelly Dunn                | 3600 | SoCal | IEP Meeting         | 2/27/25 | 1.00  | 1    | 100 | \$100.00   | \$0.00         |
| Kelly Dunn                | 3600 | SoCal | IEP Meeting         | 2/12/25 | 1.50  | 1.5  | 100 | \$150.00   | \$0.00         |
| Kelly Hannum              | 3600 | SoCal | Ed Psych Assessment | 1/10/25 | n/a   | n/a  | n/a | \$1,950.00 | 3.40 \$2.38    |
| Kelly Hannum              | 3600 | SoCal | Ed Psych Assessment | 1/31/25 | n/a   | n/a  | n/a | \$1,950.00 | 109.20 \$76.44 |
| Kelly Hannum              | 3600 | SoCal | Ed Psych Assessment | 2/12/25 | n/a   | n/a  | n/a | \$1,950.00 | 12.00 \$8.40   |
| Khalilah Condon           | 3600 | SoCal | FBA                 | 2/12/25 | n/a   | n/a  | n/a | \$1,950.00 | 50.40 \$35.28  |
| Khalilah Condon           | 3600 | SoCal | FBA                 | 2/12/25 | n/a   | n/a  | n/a | \$1,950.00 | \$0.00         |
| Kristin McClelland        | 3600 | SoCal | IEP Meeting         | 1/17/25 | 1.50  | 1.5  | 100 | \$150.00   | \$0.00         |
| Kristin McClelland        | 3600 | SoCal | IEP Meeting         | 1/29/25 | 1.00  | 1    | 100 | \$100.00   | \$0.00         |
| Lauren Gotelli (Williams) | 3600 | SoCal | Speech Assessment   | 2/12/25 | 10.50 | 10.5 | 110 | \$1,155.00 | \$0.00         |
| Lauren Gotelli (Williams) | 3600 | SoCal | Speech Services     | 2/3/25  | 0.50  | 1    | 110 | \$110.00   | \$0.00         |
| Lauren Gotelli (Williams) | 3600 | SoCal | Speech Services     | 2/4/25  | 0.50  | 1    | 110 | \$110.00   | \$0.00         |
| Lauren Gotelli (Williams) | 3600 | SoCal | Speech Services     | 2/10/25 | 0.50  | 1    | 110 | \$110.00   | \$0.00         |
| Lauren Gotelli (Williams) | 3600 | SoCal | Speech Services     | 2/11/25 | 0.50  | 1    | 110 | \$110.00   | \$0.00         |
| Lauren Gotelli (Williams) | 3600 | SoCal | Speech Services     | 2/18/25 | 0.50  | 1    | 110 | \$110.00   | \$0.00         |
| Lauren Gotelli (Williams) | 3600 | SoCal | Speech Services     | 2/24/25 | 0.50  | 1    | 110 | \$110.00   | \$0.00         |
| Lauren Gotelli (Williams) | 3600 | SoCal | Speech Services     | 2/25/25 | 0.50  | 1    | 110 | \$110.00   | \$0.00         |
| Lauren Gotelli (Williams) | 3600 | SoCal | Speech Services     | 2/4/25  | 0.50  | 1    | 110 | \$110.00   | \$0.00         |
| Lauren Gotelli (Williams) | 3600 | SoCal | Speech Services     | 2/24/25 | 0.50  | 1    | 110 | \$110.00   | \$0.00         |
| Lauren Gotelli (Williams) | 3600 | SoCal | Speech Services     | 2/25/25 | 0.50  | 1    | 110 | \$110.00   | \$0.00         |
| Lauren Gotelli (Williams) | 3600 | SoCal | Speech Services     | 2/3/25  | 0.50  | 0.5  | 110 | \$55.00    | \$0.00         |
| Lauren Gotelli (Williams) | 3600 | SoCal | Speech Services     | 2/10/25 | 0.50  | 0.5  | 110 | \$55.00    | \$0.00         |
| Lauren Gotelli (Williams) | 3600 | SoCal | Speech Services     | 2/11/25 | 0.50  | 0.5  | 110 | \$55.00    | \$0.00         |
| Lauren Gotelli (Williams) | 3600 | SoCal | Speech Services     | 2/18/25 | 0.50  | 0.5  | 110 | \$55.00    | \$0.00         |
| Lauren Gotelli (Williams) | 3600 | SoCal | Speech Services     | 2/24/25 | 0.50  | 1    | 110 | \$110.00   | \$0.00         |
| Lauren Gotelli (Williams) | 3600 | SoCal | Speech Services     | 2/3/25  | 0.50  | 0.5  | 110 | \$55.00    | \$0.00         |
| Lauren Gotelli (Williams) | 3600 | SoCal | Speech Services     | 2/10/25 | 0.50  | 0.5  | 110 | \$55.00    | \$0.00         |
| Lauren Gotelli (Williams) | 3600 | SoCal | IEP Meeting         | 2/13/25 | 1.00  | 1    | 100 | \$100.00   | \$0.00         |
| Lauren Lanthoff           | 3600 | SoCal | APE Services        | 2/4/25  | 0.50  | 1    | 110 | \$110.00   | \$0.00         |
| Lauren Lanthoff           | 3600 | SoCal | APE Services        | 2/18/25 | 0.50  | 1    | 110 | \$110.00   | \$0.00         |
| Lisa Roundtree            | 3600 | SoCal | Nurse Assessment    | 2/12/25 | n/a   | n/a  | n/a | \$700.00   | 60.00 \$42.00  |
| Lynn Defino               | 3600 | SoCal | 510                 | 2/5/25  | 0.50  | 1    | 100 | \$100.00   | \$0.00         |
| Lynn Defino               | 3600 | SoCal | 510                 | 2/12/25 | 0.50  | 1    | 100 | \$100.00   | \$0.00         |
| Lynn Defino               | 3600 | SoCal | 510                 | 2/19/25 | 0.50  | 1    | 100 | \$100.00   | \$0.00         |
| Lynn Defino               | 3600 | SoCal | 510                 | 2/26/25 | 0.50  | 1    | 100 | \$100.00   | \$0.00         |
| Lynn Defino               | 3600 | SoCal | IEP Meeting         | 2/10/25 | 1.00  | 1    | 100 | \$100.00   | \$0.00         |
| Mae Belen Vital           | 3600 | SoCal | IEP Meeting         | 2/20/25 | 1.00  | 1    | 100 | \$100.00   | \$0.00         |
| Mae Belen Vital           | 3600 | SoCal | IEP Meeting         | 2/25/25 | 1.00  | 1    | 100 | \$100.00   | \$0.00         |
| Mae Belen Vital           | 3600 | SoCal | IEP Meeting         | 2/19/25 | 1.00  | 1    | 100 | \$100.00   | \$0.00         |
| Mae Belen Vital           | 3600 | SoCal | IEP Meeting         | 2/12/25 | 1.50  | 1.5  | 100 | \$150.00   | \$0.00         |
| Mae Belen Vital           | 3600 | SoCal | IEP Meeting         | 2/27/25 | 1.50  | 1.5  | 100 | \$150.00   | \$0.00         |
| Mae Belen Vital           | 3600 | SoCal | Speech Assessment   | 2/3/25  | 10.50 | 10.5 | 110 | \$1,155.00 | \$0.00         |
| Mae Belen Vital           | 3600 | SoCal | Speech Assessment   | 2/12/25 | 10.50 | 10.5 | 110 | \$1,155.00 | \$0.00         |
| Mae Belen Vital           | 3600 | SoCal | Speech Assessment   | 2/3/25  | 10.50 | 10.5 | 110 | \$1,155.00 | \$0.00         |
| Mae Belen Vital           | 3600 | SoCal | Speech Assessment   | 2/20/25 | 10.50 | 10.5 | 110 | \$1,155.00 | \$0.00         |
| Mae Belen Vital           | 3600 | SoCal | Speech Assessment   | 2/8/25  | 10.50 | 10.5 | 110 | \$1,155.00 | \$0.00         |
| Mae Belen Vital           | 3600 | SoCal | Speech Assessment   | 2/14/25 | 10.50 | 10.5 | 110 | \$1,155.00 | \$0.00         |
| Mae Belen Vital           | 3600 | SoCal | Speech Services     | 2/20/25 | 0.50  | 0.5  | 110 | \$55.00    | \$0.00         |
| Mae Belen Vital           | 3600 | SoCal | Speech Services     | 2/27/25 | 0.50  | 0.5  | 110 | \$55.00    | \$0.00         |
| Mae Belen Vital           | 3600 | SoCal | Speech Services     | 2/28/25 | 0.50  | 0.5  | 110 | \$55.00    | \$0.00         |
| Mae Belen Vital           | 3600 | SoCal | Speech Services     | 2/6/25  | 0.50  | 1    | 110 | \$110.00   | \$0.00         |
| Mae Belen Vital           | 3600 | SoCal | Speech Services     | 2/11/25 | 0.50  | 1    | 110 | \$110.00   | \$0.00         |
| Mae Belen Vital           | 3600 | SoCal | Speech Services     | 2/18/25 | 0.50  | 1    | 110 | \$110.00   | \$0.00         |
| Mae Belen Vital           | 3600 | SoCal | Speech Services     | 2/20/25 | 0.50  | 1    | 110 | \$110.00   | \$0.00         |
| Mae Belen Vital           | 3600 | SoCal | Speech Services     | 2/25/25 | 0.50  | 1    | 110 | \$110.00   | \$0.00         |
| Mae Belen Vital           | 3600 | SoCal | Speech Services     | 2/27/25 | 0.50  | 1    | 110 | \$110.00   | \$0.00         |
| Mae Belen Vital           | 3600 | SoCal | Speech Services     | 2/4/25  | 0.50  | 0.5  | 110 | \$55.00    | \$0.00         |
| Mae Belen Vital           | 3600 | SoCal | Speech Services     | 2/13/25 | 0.50  | 0.5  | 110 | \$55.00    | \$0.00         |
| Mae Belen Vital           | 3600 | SoCal | Speech Services     | 2/5/25  | 0.50  | 0.5  | 110 | \$55.00    | \$0.00         |
| Mae Belen Vital           | 3600 | SoCal | Speech Services     | 2/19/25 | 0.50  | 0.5  | 110 | \$55.00    | \$0.00         |
| Mae Belen Vital           | 3600 | SoCal | Speech Services     | 2/26/25 | 0.50  | 0.5  | 110 | \$55.00    | \$0.00         |
| Mae Belen Vital           | 3600 | SoCal | Speech Services     | 2/12/25 | 0.50  | 0.5  | 110 | \$55.00    | \$0.00         |



|                 |      |       |                  |         |      |     |     |          |        |         |
|-----------------|------|-------|------------------|---------|------|-----|-----|----------|--------|---------|
| Mae Belen Vital | 3600 | SoCal | Speech Services  | 2/11/25 | 0.50 | 0.5 | 110 | \$55.00  |        | \$0.00  |
| Mary Kay Dodd   | 3600 | SoCal | Nurse Assessment | 2/1/25  | n/a  | n/a | n/a | \$700.00 | 64.00  | \$44.80 |
| Mary Kay Dodd   | 3600 | SoCal | Nurse Assessment | 2/8/25  | n/a  | n/a | n/a | \$700.00 | 36.00  | \$25.20 |
| Melanie Segrave | 3600 | SoCal | 635              | 2/4/25  | 0.50 | 1   | 110 | \$110.00 |        | \$0.00  |
| Melanie Segrave | 3600 | SoCal | 635              | 2/6/25  | 0.50 | 1   | 110 | \$110.00 |        | \$0.00  |
| Melanie Segrave | 3600 | SoCal | 635              | 2/11/25 | 0.50 | 1   | 110 | \$110.00 |        | \$0.00  |
| Melanie Segrave | 3600 | SoCal | 635              | 2/13/25 | 0.50 | 1   | 110 | \$110.00 |        | \$0.00  |
| Melanie Segrave | 3600 | SoCal | 635              | 2/6/25  | 0.50 | 1   | 110 | \$110.00 |        | \$0.00  |
| Mercedes Allin  | 3600 | SoCal | Speech Services  | 2/3/25  | 0.50 | 0.5 | 110 | \$55.00  |        | \$0.00  |
| Mercedes Allin  | 3600 | SoCal | Speech Services  | 2/7/25  | 0.50 | 1   | 110 | \$110.00 |        | \$0.00  |
| Mercedes Allin  | 3600 | SoCal | Speech Services  | 2/21/25 | 0.50 | 1   | 110 | \$110.00 |        | \$0.00  |
| Mercedes Allin  | 3600 | SoCal | Speech Services  | 2/3/25  | 0.50 | 1   | 110 | \$110.00 |        | \$0.00  |
| Mercedes Allin  | 3600 | SoCal | Speech Services  | 2/6/25  | 0.50 | 1   | 110 | \$110.00 |        | \$0.00  |
| Mercedes Allin  | 3600 | SoCal | Speech Services  | 2/13/25 | 0.50 | 1   | 110 | \$110.00 |        | \$0.00  |
| Mercedes Allin  | 3600 | SoCal | Speech Services  | 2/20/25 | 0.50 | 1   | 110 | \$110.00 |        | \$0.00  |
| Mercedes Allin  | 3600 | SoCal | Speech Services  | 2/27/25 | 0.50 | 1   | 110 | \$110.00 |        | \$0.00  |
| Mercedes Allin  | 3600 | SoCal | Speech Services  | 2/10/25 | 0.50 | 0.5 | 110 | \$55.00  |        | \$0.00  |
| Mercedes Allin  | 3600 | SoCal | Speech Services  | 2/24/25 | 0.50 | 0.5 | 110 | \$55.00  |        | \$0.00  |
| Mercedes Allin  | 3600 | SoCal | Speech Services  | 2/6/25  | 0.50 | 1   | 110 | \$110.00 |        | \$0.00  |
| Mercedes Allin  | 3600 | SoCal | Speech Services  | 2/7/25  | 0.50 | 1   | 110 | \$110.00 |        | \$0.00  |
| Mercedes Allin  | 3600 | SoCal | Speech Services  | 2/13/25 | 0.50 | 1   | 110 | \$110.00 |        | \$0.00  |
| Mercedes Allin  | 3600 | SoCal | Speech Services  | 2/14/25 | 0.50 | 1   | 110 | \$110.00 |        | \$0.00  |
| Mercedes Allin  | 3600 | SoCal | Speech Services  | 2/20/25 | 0.50 | 1   | 110 | \$110.00 |        | \$0.00  |
| Mercedes Allin  | 3600 | SoCal | Speech Services  | 2/21/25 | 0.50 | 1   | 110 | \$110.00 |        | \$0.00  |
| Mercedes Allin  | 3600 | SoCal | Speech Services  | 2/27/25 | 0.50 | 1   | 110 | \$110.00 |        | \$0.00  |
| Mercedes Allin  | 3600 | SoCal | Speech Services  | 2/28/25 | 0.50 | 1   | 110 | \$110.00 |        | \$0.00  |
| Mercedes Allin  | 3600 | SoCal | Speech Services  | 2/6/25  | 0.50 | 0.5 | 110 | \$55.00  |        | \$0.00  |
| Mercedes Allin  | 3600 | SoCal | Speech Services  | 2/13/25 | 0.50 | 0.5 | 110 | \$55.00  |        | \$0.00  |
| Mercedes Allin  | 3600 | SoCal | Speech Services  | 2/20/25 | 0.50 | 0.5 | 110 | \$55.00  |        | \$0.00  |
| Mercedes Allin  | 3600 | SoCal | Speech Services  | 2/27/25 | 0.50 | 0.5 | 110 | \$55.00  |        | \$0.00  |
| Mercedes Allin  | 3600 | SoCal | Speech Services  | 2/3/25  | 0.50 | 1   | 110 | \$110.00 |        | \$0.00  |
| Mercedes Allin  | 3600 | SoCal | Speech Services  | 2/5/25  | 0.50 | 1   | 110 | \$110.00 |        | \$0.00  |
| Mercedes Allin  | 3600 | SoCal | Speech Services  | 2/10/25 | 0.50 | 1   | 110 | \$110.00 |        | \$0.00  |
| Mercedes Allin  | 3600 | SoCal | Speech Services  | 2/19/25 | 0.50 | 1   | 110 | \$110.00 |        | \$0.00  |
| Mercedes Allin  | 3600 | SoCal | Speech Services  | 2/24/25 | 0.50 | 1   | 110 | \$110.00 |        | \$0.00  |
| Mercedes Allin  | 3600 | SoCal | Speech Services  | 2/26/25 | 0.50 | 1   | 110 | \$110.00 |        | \$0.00  |
| Mercedes Allin  | 3600 | SoCal | Speech Services  | 2/12/25 | 0.50 | 0.5 | 110 | \$55.00  |        | \$0.00  |
| Mercedes Allin  | 3600 | SoCal | Speech Services  | 2/6/25  | 0.50 | 1   | 110 | \$110.00 |        | \$0.00  |
| Mercedes Allin  | 3600 | SoCal | Speech Services  | 2/27/25 | 0.50 | 1   | 110 | \$110.00 |        | \$0.00  |
| Mercedes Allin  | 3600 | SoCal | Speech Services  | 2/5/25  | 0.50 | 0.5 | 110 | \$55.00  |        | \$0.00  |
| Mercedes Allin  | 3600 | SoCal | Speech Services  | 2/12/25 | 0.50 | 0.5 | 110 | \$55.00  |        | \$0.00  |
| Mercedes Allin  | 3600 | SoCal | Speech Services  | 2/13/25 | 0.50 | 0.5 | 110 | \$55.00  |        | \$0.00  |
| Mercedes Allin  | 3600 | SoCal | Speech Services  | 2/19/25 | 0.50 | 0.5 | 110 | \$55.00  |        | \$0.00  |
| Mercedes Allin  | 3600 | SoCal | Speech Services  | 2/20/25 | 0.50 | 0.5 | 110 | \$55.00  |        | \$0.00  |
| Mercedes Allin  | 3600 | SoCal | Speech Services  | 2/26/25 | 0.50 | 0.5 | 110 | \$55.00  |        | \$0.00  |
| Mercedes Allin  | 3600 | SoCal | Speech Services  | 2/5/25  | 0.50 | 1   | 110 | \$110.00 |        | \$0.00  |
| Mercedes Allin  | 3600 | SoCal | Speech Services  | 2/12/25 | 0.50 | 1   | 110 | \$110.00 |        | \$0.00  |
| Mercedes Allin  | 3600 | SoCal | Speech Services  | 2/19/25 | 0.50 | 1   | 110 | \$110.00 |        | \$0.00  |
| Mercedes Allin  | 3600 | SoCal | Speech Services  | 2/26/25 | 0.50 | 1   | 110 | \$110.00 |        | \$0.00  |
| Mercedes Allin  | 3600 | SoCal | Speech Services  | 2/6/25  | 0.50 | 1   | 110 | \$110.00 |        | \$0.00  |
| Mercedes Allin  | 3600 | SoCal | Speech Services  | 2/13/25 | 0.50 | 1   | 110 | \$110.00 |        | \$0.00  |
| Mercedes Allin  | 3600 | SoCal | Speech Services  | 2/20/25 | 0.50 | 1   | 110 | \$110.00 |        | \$0.00  |
| Mercedes Allin  | 3600 | SoCal | Speech Services  | 2/27/25 | 0.50 | 0.5 | 110 | \$55.00  |        | \$0.00  |
| Monika Mabe     | 3600 | SoCal | 610              | 2/24/25 | 0.50 | 0.5 | 100 | \$50.00  |        | \$0.00  |
| Monika Mabe     | 3600 | SoCal | 610              | 2/28/25 | 0.50 | 0.5 | 100 | \$50.00  |        | \$0.00  |
| Monika Mabe     | 3600 | SoCal | 610              | 2/28/25 | 0.50 | 0.5 | 100 | \$50.00  |        | \$0.00  |
| Monika Mabe     | 3600 | SoCal | 610              | 2/10/25 | 0.50 | 0.5 | 100 | \$50.00  |        | \$0.00  |
| Monika Mabe     | 3600 | SoCal | 610              | 2/24/25 | 0.50 | 0.5 | 100 | \$50.00  |        | \$0.00  |
| Monika Mabe     | 3600 | SoCal | 620              | 2/28/25 | 0.50 | 1   | 120 | \$120.00 |        | \$0.00  |
| Monika Mabe     | 3600 | SoCal | 610              | 2/3/25  | 0.50 | 1   | 100 | \$100.00 |        | \$0.00  |
| Monika Mabe     | 3600 | SoCal | 610              | 2/10/25 | 0.50 | 1   | 100 | \$100.00 |        | \$0.00  |
| Monika Mabe     | 3600 | SoCal | 610              | 2/24/25 | 0.50 | 1   | 100 | \$100.00 |        | \$0.00  |
| Monika Mabe     | 3600 | SoCal | IEP Meeting      | 2/18/25 | 1.00 | 1   | 100 | \$100.00 |        | \$0.00  |
| Nadia Rojas     | 3600 | SoCal | Nurse Assessment | 2/1/25  | n/a  | n/a | n/a | \$700.00 | 38.00  | \$26.60 |
| Nadia Rojas     | 3600 | SoCal | Nurse Assessment | 2/5/25  | n/a  | n/a | n/a | \$700.00 | 5.20   | \$3.64  |
| Nadia Rojas     | 3600 | SoCal | Nurse Assessment | 2/7/25  | n/a  | n/a | n/a | \$700.00 | 86.10  | \$60.27 |
| Nadia Rojas     | 3600 | SoCal | Nurse Assessment | 2/8/25  | n/a  | n/a | n/a | \$700.00 | 13.00  | \$9.10  |
| Nadia Rojas     | 3600 | SoCal | Nurse Assessment | 2/8/25  | n/a  | n/a | n/a | \$700.00 | 79.00  | \$55.30 |
| Nadia Rojas     | 3600 | SoCal | Nurse Assessment | 2/18/25 | n/a  | n/a | n/a | \$700.00 | 31.00  | \$21.70 |
| Nadia Rojas     | 3600 | SoCal | Nurse Assessment | 2/19/25 | n/a  | n/a | n/a | \$700.00 | 26.00  | \$18.20 |
| Nadia Rojas     | 3600 | SoCal | Nurse Assessment | 2/21/25 | n/a  | n/a | n/a | \$700.00 | 133.00 | \$93.10 |

|                  |      |       |                     |         |      |     |     |            |        |         |
|------------------|------|-------|---------------------|---------|------|-----|-----|------------|--------|---------|
| Nadia Rojas      | 3600 | SoCal | Nurse Assessment    | 2/22/25 | n/a  | n/a | n/a | \$700.00   | 115.00 | \$79.10 |
| Nadia Rojas      | 3600 | SoCal | Nurse Assessment    | 2/22/25 | n/a  | n/a | n/a | \$700.00   | 2.70   | \$1.89  |
| Nadia Rojas      | 3600 | SoCal | Nurse Assessment    | 2/22/25 | n/a  | n/a | n/a | \$700.00   |        | \$0.00  |
| Nadia Rojas      | 3600 | SoCal | Nurse Assessment    | 2/24/25 | n/a  | n/a | n/a | \$700.00   |        | \$0.00  |
| Nadia Rojas      | 3600 | SoCal | Nurse Assessment    | 2/26/25 | n/a  | n/a | n/a | \$700.00   | 83.00  | \$58.10 |
| Nadia Rojas      | 3600 | SoCal | ECP                 | 2/22/25 | 1.50 | 1.5 | 110 | \$165.00   |        | \$0.00  |
| Nadia Rojas      | 3600 | SoCal | ECP                 | 2/19/25 | 1.50 | 1.5 | 110 | \$165.00   |        | \$0.00  |
| Nadia Rojas      | 3600 | SoCal | ECP x 2             | 2/7/25  | 3.00 | 3   | 110 | \$330.00   |        | \$0.00  |
| Nadia Rojas      | 3600 | SoCal | ECP                 | 2/22/25 | 1.50 | 1.5 | 110 | \$165.00   |        | \$0.00  |
| Patrice Slaback  | 3600 | SoCal | OI Services         | 2/26/25 | 0.50 | 1   | 110 | \$110.00   |        | \$0.00  |
| Patrice Slaback  | 3600 | SoCal | IEP Meeting         | 2/25/25 | 1.00 | 1   | 100 | \$100.00   |        | \$0.00  |
| Penny Lopez      | 3600 | SoCal | Speech Services     | 1/23/26 | 0.50 | 1   | 110 | \$110.00   |        | \$0.00  |
| Penny Lopez      | 3600 | SoCal | Speech Services     | 1/9/25  | 0.50 | 0.5 | 110 | \$55.00    |        | \$0.00  |
| Penny Lopez      | 3600 | SoCal | Speech Services     | 1/16/25 | 0.50 | 0.5 | 110 | \$55.00    |        | \$0.00  |
| Penny Lopez      | 3600 | SoCal | Speech Services     | 1/29/25 | 0.50 | 0.5 | 110 | \$55.00    |        | \$0.00  |
| Penny Lopez      | 3600 | SoCal | Speech Services     | 1/23/26 | 0.50 | 1   | 110 | \$110.00   |        | \$0.00  |
| Penny Lopez      | 3600 | SoCal | Speech Services     | 1/29/25 | 0.50 | 1   | 110 | \$110.00   |        | \$0.00  |
| Penny Lopez      | 3600 | SoCal | Speech Services     | 1/9/25  | 0.50 | 0.5 | 110 | \$55.00    |        | \$0.00  |
| Penny Lopez      | 3600 | SoCal | Speech Services     | 1/16/25 | 0.50 | 0.5 | 110 | \$55.00    |        | \$0.00  |
| Penny Lopez      | 3600 | SoCal | Speech Services     | 1/29/25 | 0.50 | 0.5 | 110 | \$55.00    |        | \$0.00  |
| Penny Lopez      | 3600 | SoCal | Speech Services     | 1/9/25  | 0.50 | 1   | 110 | \$110.00   |        | \$0.00  |
| Penny Lopez      | 3600 | SoCal | Speech Services     | 1/16/25 | 0.50 | 1   | 110 | \$110.00   |        | \$0.00  |
| Penny Lopez      | 3600 | SoCal | Speech Services     | 1/23/25 | 0.50 | 1   | 110 | \$110.00   |        | \$0.00  |
| Penny Lopez      | 3600 | SoCal | Speech Services     | 1/29/25 | 0.50 | 1   | 110 | \$110.00   |        | \$0.00  |
| Reginald Boyd    | 3600 | SoCal | 510                 | 2/26/25 | 0.50 | 0.5 | 100 | \$50.00    |        | \$0.00  |
| Reginald Boyd    | 3600 | SoCal | 510                 | 2/12/25 | 0.50 | 0.5 | 100 | \$50.00    |        | \$0.00  |
| Reginald Boyd    | 3600 | SoCal | 510                 | 2/5/25  | 0.50 | 0.5 | 100 | \$50.00    |        | \$0.00  |
| Reginald Boyd    | 3600 | SoCal | 510                 | 2/13/25 | 0.50 | 0.5 | 100 | \$50.00    |        | \$0.00  |
| Reginald Boyd    | 3600 | SoCal | 510                 | 2/26/25 | 0.50 | 0.5 | 100 | \$50.00    |        | \$0.00  |
| Reginald Boyd    | 3600 | SoCal | 510                 | 2/6/25  | 0.50 | 1   | 100 | \$100.00   |        | \$0.00  |
| Reginald Boyd    | 3600 | SoCal | 510                 | 2/20/25 | 0.50 | 1   | 100 | \$100.00   |        | \$0.00  |
| Reginald Boyd    | 3600 | SoCal | 510                 | 2/18/25 | 0.50 | 0.5 | 100 | \$50.00    |        | \$0.00  |
| Reginald Boyd    | 3600 | SoCal | 510                 | 2/27/25 | 0.50 | 0.5 | 100 | \$50.00    |        | \$0.00  |
| Reginald Boyd    | 3600 | SoCal | 510                 | 2/18/25 | 0.50 | 1   | 100 | \$100.00   |        | \$0.00  |
| Reginald Boyd    | 3600 | SoCal | 510                 | 2/7/25  | 0.50 | 1   | 100 | \$100.00   |        | \$0.00  |
| Reginald Boyd    | 3600 | SoCal | 510                 | 2/28/25 | 0.50 | 1   | 100 | \$100.00   |        | \$0.00  |
| Reginald Boyd    | 3600 | SoCal | 510                 | 2/21/25 | 0.50 | 1   | 100 | \$100.00   |        | \$0.00  |
| Reginald Boyd    | 3600 | SoCal | 510                 | 2/12/25 | 0.50 | 1   | 100 | \$100.00   |        | \$0.00  |
| Reginald Boyd    | 3600 | SoCal | IEP Meeting         | 2/19/25 | 0.50 | 0.5 | 100 | \$50.00    |        | \$0.00  |
| Roxanna Ware     | 3600 | SoCal | Ed Psych Assessment | 1/25/25 | n/a  | n/a | n/a | \$1,950.00 | 26.60  | \$18.62 |
| Roxanna Ware     | 3600 | SoCal | Ed Psych Assessment | 1/28/25 | n/a  | n/a | n/a | \$1,950.00 | 33.20  | \$23.24 |
| Roxanna Ware     | 3600 | SoCal | Ed Psych Assessment | 2/12/25 | n/a  | n/a | n/a | \$1,950.00 | 7.60   | \$5.32  |
| Sarah Sabghzadeh | 3600 | SoCal | 510                 | 2/26/25 | 0.50 | 1   | 100 | \$100.00   |        | \$0.00  |
| Sarah Sabghzadeh | 3600 | SoCal | 510                 | 2/12/25 | 0.50 | 0.5 | 100 | \$50.00    |        | \$0.00  |
| Sarah Sabghzadeh | 3600 | SoCal | 515                 | 2/26/25 | 0.50 | 1   | 95  | \$95.00    |        | \$0.00  |
| Sarah Sabghzadeh | 3600 | SoCal | 515                 | 2/12/25 | 0.50 | 0.5 | 95  | \$47.50    |        | \$0.00  |
| Sarah Sabghzadeh | 3600 | SoCal | 520                 | 2/4/25  | 0.50 | 0.5 | 120 | \$60.00    |        | \$0.00  |
| Sarah Sabghzadeh | 3600 | SoCal | 510                 | 2/14/25 | 0.50 | 1   | 100 | \$100.00   |        | \$0.00  |
| Sarah Sabghzadeh | 3600 | SoCal | 510                 | 2/27/25 | 0.50 | 1   | 100 | \$100.00   |        | \$0.00  |
| Sarah Sabghzadeh | 3600 | SoCal | 510                 | 2/6/25  | 0.50 | 1   | 100 | \$100.00   |        | \$0.00  |
| Sarah Sabghzadeh | 3600 | SoCal | 510                 | 2/14/25 | 0.50 | 1   | 100 | \$100.00   |        | \$0.00  |
| Sarah Sabghzadeh | 3600 | SoCal | 510                 | 2/21/25 | 0.50 | 1   | 100 | \$100.00   |        | \$0.00  |
| Sarah Sabghzadeh | 3600 | SoCal | 510                 | 2/27/25 | 0.50 | 1   | 100 | \$100.00   |        | \$0.00  |
| Sarah Sabghzadeh | 3600 | SoCal | 510                 | 2/6/25  | 0.50 | 1   | 100 | \$100.00   |        | \$0.00  |
| Sarah Sabghzadeh | 3600 | SoCal | 510                 | 2/14/25 | 0.50 | 1   | 100 | \$100.00   |        | \$0.00  |
| Sarah Sabghzadeh | 3600 | SoCal | 510                 | 2/20/25 | 0.50 | 1   | 100 | \$100.00   |        | \$0.00  |
| Sarah Sabghzadeh | 3600 | SoCal | 510                 | 2/27/25 | 0.50 | 1   | 100 | \$100.00   |        | \$0.00  |
| Sarah Sabghzadeh | 3600 | SoCal | IEP Meeting         | 2/3/25  | 1.00 | 1   | 100 | \$100.00   |        | \$0.00  |
| Shanna Hottinger | 3600 | SoCal | Nurse Assessment    | 2/5/25  | n/a  | n/a | n/a | \$700.00   | 74.50  | \$52.15 |
| Shanna Hottinger | 3600 | SoCal | Nurse Assessment    | 2/5/25  | n/a  | n/a | n/a | \$700.00   | 74.50  | \$52.15 |
| Shanna Hottinger | 3600 | SoCal | Nurse Assessment    | 2/22/25 | n/a  | n/a | n/a | \$700.00   | 67.00  | \$46.90 |
| Shanna Hottinger | 3600 | SoCal | Nurse Assessment    | 2/22/25 | n/a  | n/a | n/a | \$700.00   | 67.00  | \$46.90 |
| Shanna Hottinger | 3600 | SoCal | ECP                 | 2/8/25  | 1.50 | 1.5 | 110 | \$165.00   |        | \$0.00  |
| Shanna Hottinger | 3600 | SoCal | ECP                 | 2/8/25  | 1.50 | 1.5 | 110 | \$165.00   |        | \$0.00  |
| Shanna Hottinger | 3600 | SoCal | ECP                 | 2/8/25  | 1.50 | 1.5 | 110 | \$165.00   |        | \$0.00  |
| Shanna Hottinger | 3600 | SoCal | ECP x 3             | 2/9/25  | 4.50 | 4.5 | 110 | \$495.00   |        | \$0.00  |
| Shelby Vandereb  | 3600 | SoCal | OT Services         | 1/6/25  | 0.50 | 1   | 110 | \$110.00   |        | \$0.00  |
| Shelby Vandereb  | 3600 | SoCal | OT Services         | 2/17/25 | 0.50 | 1   | 110 | \$110.00   |        | \$0.00  |
| Shelby Vandereb  | 3600 | SoCal | OT Services         | 1/20/25 | 0.50 | 0.5 | 110 | \$55.00    |        | \$0.00  |
| Shelby Vandereb  | 3600 | SoCal | OT Services         | 1/13/25 | 0.50 | 1   | 110 | \$110.00   |        | \$0.00  |
| Shelby Vandereb  | 3600 | SoCal | OT Services         | 1/27/25 | 0.50 | 1   | 110 | \$110.00   |        | \$0.00  |

|                    |      |       |             |         |      |     |     |          |        |
|--------------------|------|-------|-------------|---------|------|-----|-----|----------|--------|
| Shelby Vandereb    | 3600 | SoCal | OT Services | 2/17/25 | 0.50 | 1   | 110 | \$110.00 | \$0.00 |
| Shelby Vandereb    | 3600 | SoCal | OT Services | 1/20/25 | 0.50 | 0.5 | 110 | \$55.00  | \$0.00 |
| Shelby Vandereb    | 3600 | SoCal | OT Services | 2/3/25  | 0.50 | 0.5 | 110 | \$55.00  | \$0.00 |
| Sunshine Armstrong | 3600 | SoCal | 535         | 1/22/25 | 0.50 | 0.5 | 110 | \$55.00  | \$0.00 |
| Sunshine Armstrong | 3600 | SoCal | 535         | 1/29/25 | 0.50 | 0.5 | 110 | \$55.00  | \$0.00 |
| Sunshine Armstrong | 3600 | SoCal | 535         | 2/12/25 | 0.50 | 0.5 | 110 | \$55.00  | \$0.00 |
| Sunshine Armstrong | 3600 | SoCal | 535         | 2/5/25  | 0.50 | 0.5 | 110 | \$55.00  | \$0.00 |
| Sunshine Armstrong | 3600 | SoCal | 535         | 2/19/25 | 0.50 | 0.5 | 110 | \$55.00  | \$0.00 |
| Sunshine Armstrong | 3600 | SoCal | 535         | 2/26/25 | 0.50 | 0.5 | 110 | \$55.00  | \$0.00 |
| Sunshine Armstrong | 3600 | SoCal | 535         | 1/17/25 | 0.50 | 1   | 110 | \$110.00 | \$0.00 |
| Sunshine Armstrong | 3600 | SoCal | 535         | 2/12/25 | 0.50 | 1   | 110 | \$110.00 | \$0.00 |
| Sunshine Armstrong | 3600 | SoCal | 535         | 1/22/25 | 0.50 | 0.5 | 110 | \$55.00  | \$0.00 |
| Sunshine Armstrong | 3600 | SoCal | 535         | 1/24/25 | 0.50 | 0.5 | 110 | \$55.00  | \$0.00 |
| Sunshine Armstrong | 3600 | SoCal | 535         | 1/29/25 | 0.50 | 0.5 | 110 | \$55.00  | \$0.00 |
| Sunshine Armstrong | 3600 | SoCal | 535         | 2/5/25  | 0.50 | 0.5 | 110 | \$55.00  | \$0.00 |
| Sunshine Armstrong | 3600 | SoCal | 535         | 2/7/25  | 0.50 | 0.5 | 110 | \$55.00  | \$0.00 |
| Sunshine Armstrong | 3600 | SoCal | 535         | 2/14/25 | 0.50 | 0.5 | 110 | \$55.00  | \$0.00 |
| Sunshine Armstrong | 3600 | SoCal | 535         | 2/19/25 | 0.50 | 0.5 | 110 | \$55.00  | \$0.00 |
| Sunshine Armstrong | 3600 | SoCal | 535         | 2/21/25 | 0.50 | 0.5 | 110 | \$55.00  | \$0.00 |
| Sunshine Armstrong | 3600 | SoCal | 535         | 2/26/25 | 0.50 | 0.5 | 110 | \$55.00  | \$0.00 |
| Sunshine Armstrong | 3600 | SoCal | 535         | 2/28/25 | 0.50 | 0.5 | 110 | \$55.00  | \$0.00 |
| Sunshine Armstrong | 3600 | SoCal | 535         | 1/27/25 | 0.50 | 1   | 110 | \$110.00 | \$0.00 |
| Sunshine Armstrong | 3600 | SoCal | 535         | 1/17/25 | 0.50 | 1   | 110 | \$110.00 | \$0.00 |
| Sunshine Armstrong | 3600 | SoCal | 535         | 1/24/25 | 0.50 | 1   | 110 | \$110.00 | \$0.00 |
| Sunshine Armstrong | 3600 | SoCal | 535         | 2/3/25  | 0.50 | 1   | 110 | \$110.00 | \$0.00 |
| Sunshine Armstrong | 3600 | SoCal | 535         | 2/7/25  | 0.50 | 1   | 110 | \$110.00 | \$0.00 |
| Sunshine Armstrong | 3600 | SoCal | 535         | 2/10/25 | 0.50 | 1   | 110 | \$110.00 | \$0.00 |
| Sunshine Armstrong | 3600 | SoCal | 535         | 2/10/25 | 0.50 | 1   | 110 | \$110.00 | \$0.00 |
| Sunshine Armstrong | 3600 | SoCal | 535         | 2/13/25 | 0.50 | 1   | 110 | \$110.00 | \$0.00 |
| Sunshine Armstrong | 3600 | SoCal | 535         | 2/18/25 | 0.50 | 1   | 110 | \$110.00 | \$0.00 |
| Sunshine Armstrong | 3600 | SoCal | 535         | 2/24/25 | 0.50 | 1   | 110 | \$110.00 | \$0.00 |
| Sunshine Armstrong | 3600 | SoCal | 535 Parent  | 2/21/25 | 0.50 | 1   | 110 | \$110.00 | \$0.00 |
| Sunshine Armstrong | 3600 | SoCal | 535 Parent  | 2/28/25 | 0.50 | 1   | 110 | \$110.00 | \$0.00 |
| Sunshine Armstrong | 3600 | SoCal | 535         | 1/23/25 | 0.50 | 0.5 | 110 | \$55.00  | \$0.00 |
| Sunshine Armstrong | 3600 | SoCal | 535         | 1/16/25 | 0.50 | 0.5 | 110 | \$55.00  | \$0.00 |
| Sunshine Armstrong | 3600 | SoCal | 535         | 2/6/25  | 0.50 | 0.5 | 110 | \$55.00  | \$0.00 |
| Sunshine Armstrong | 3600 | SoCal | 535         | 2/13/25 | 0.50 | 0.5 | 110 | \$55.00  | \$0.00 |
| Sunshine Armstrong | 3600 | SoCal | 535         | 2/19/25 | 0.50 | 0.5 | 110 | \$55.00  | \$0.00 |
| Sunshine Armstrong | 3600 | SoCal | 535         | 2/28/25 | 0.50 | 0.5 | 110 | \$55.00  | \$0.00 |
| Sunshine Armstrong | 3600 | SoCal | 535         | 1/21/25 | 0.50 | 1   | 110 | \$110.00 | \$0.00 |
| Sunshine Armstrong | 3600 | SoCal | 535         | 2/4/25  | 0.50 | 1   | 110 | \$110.00 | \$0.00 |
| Sunshine Armstrong | 3600 | SoCal | 535         | 2/18/25 | 0.50 | 0.5 | 110 | \$55.00  | \$0.00 |
| Sunshine Armstrong | 3600 | SoCal | 535         | 2/20/25 | 0.50 | 0.5 | 110 | \$55.00  | \$0.00 |
| Sunshine Armstrong | 3600 | SoCal | 535         | 2/21/25 | 0.50 | 0.5 | 110 | \$55.00  | \$0.00 |
| Sunshine Armstrong | 3600 | SoCal | 535         | 2/24/25 | 0.50 | 0.5 | 110 | \$55.00  | \$0.00 |
| Sunshine Armstrong | 3600 | SoCal | 535         | 2/25/25 | 0.50 | 0.5 | 110 | \$55.00  | \$0.00 |
| Sunshine Armstrong | 3600 | SoCal | 535         | 2/27/25 | 0.50 | 0.5 | 110 | \$55.00  | \$0.00 |
| Sunshine Armstrong | 3600 | SoCal | 535         | 2/28/25 | 0.50 | 0.5 | 110 | \$55.00  | \$0.00 |
| Sunshine Armstrong | 3600 | SoCal | 535         | 1/16/25 | 0.50 | 0.5 | 110 | \$55.00  | \$0.00 |
| Sunshine Armstrong | 3600 | SoCal | 535         | 1/17/25 | 0.50 | 0.5 | 110 | \$55.00  | \$0.00 |
| Sunshine Armstrong | 3600 | SoCal | 535         | 1/23/25 | 0.50 | 0.5 | 110 | \$55.00  | \$0.00 |
| Sunshine Armstrong | 3600 | SoCal | 535         | 1/24/25 | 0.50 | 0.5 | 110 | \$55.00  | \$0.00 |
| Sunshine Armstrong | 3600 | SoCal | 535         | 1/27/25 | 0.50 | 0.5 | 110 | \$55.00  | \$0.00 |
| Sunshine Armstrong | 3600 | SoCal | 535         | 1/28/25 | 0.50 | 0.5 | 110 | \$55.00  | \$0.00 |
| Sunshine Armstrong | 3600 | SoCal | 535         | 1/29/25 | 0.50 | 0.5 | 110 | \$55.00  | \$0.00 |
| Sunshine Armstrong | 3600 | SoCal | 535         | 2/3/25  | 0.50 | 0.5 | 110 | \$55.00  | \$0.00 |
| Sunshine Armstrong | 3600 | SoCal | 535         | 2/5/25  | 0.50 | 0.5 | 110 | \$55.00  | \$0.00 |
| Sunshine Armstrong | 3600 | SoCal | 535         | 2/10/25 | 0.50 | 0.5 | 110 | \$55.00  | \$0.00 |
| Sunshine Armstrong | 3600 | SoCal | 535         | 2/11/25 | 0.50 | 0.5 | 110 | \$55.00  | \$0.00 |
| Sunshine Armstrong | 3600 | SoCal | 535         | 2/13/25 | 0.50 | 0.5 | 110 | \$55.00  | \$0.00 |
| Sunshine Armstrong | 3600 | SoCal | 535         | 2/14/25 | 0.50 | 0.5 | 110 | \$55.00  | \$0.00 |
| Sunshine Armstrong | 3600 | SoCal | 535         | 2/17/25 | 0.50 | 0.5 | 110 | \$55.00  | \$0.00 |
| Sunshine Armstrong | 3600 | SoCal | 535         | 1/21/25 | 0.65 | 1   | 110 | \$110.00 | \$0.00 |
| Sunshine Armstrong | 3600 | SoCal | 535         | 1/28/25 | 0.65 | 1   | 110 | \$110.00 | \$0.00 |
| Sunshine Armstrong | 3600 | SoCal | 535         | 2/4/25  | 0.65 | 1   | 110 | \$110.00 | \$0.00 |
| Sunshine Armstrong | 3600 | SoCal | 535         | 2/18/25 | 0.65 | 1   | 110 | \$110.00 | \$0.00 |
| Sunshine Armstrong | 3600 | SoCal | 535         | 2/25/25 | 0.50 | 1   | 110 | \$110.00 | \$0.00 |
| Sunshine Armstrong | 3600 | SoCal | 535         | 1/28/25 | 0.50 | 0.5 | 110 | \$55.00  | \$0.00 |
| Sunshine Armstrong | 3600 | SoCal | 535         | 2/4/25  | 0.50 | 0.5 | 110 | \$55.00  | \$0.00 |
| Sunshine Armstrong | 3600 | SoCal | 535         | 2/12/25 | 0.50 | 0.5 | 110 | \$55.00  | \$0.00 |

|                    |      |       |                  |         |      |     |     |          |        |         |
|--------------------|------|-------|------------------|---------|------|-----|-----|----------|--------|---------|
| Sunshine Armstrong | 3600 | SoCal | 535              | 1/21/25 | 0.50 | 0.5 | 110 | \$55.00  | \$0.00 |         |
| Sunshine Armstrong | 3600 | SoCal | 535              | 2/19/25 | 0.50 | 0.5 | 110 | \$55.00  | \$0.00 |         |
| Sunshine Armstrong | 3600 | SoCal | 535              | 1/16/25 | 0.50 | 1   | 110 | \$110.00 | \$0.00 |         |
| Sunshine Armstrong | 3600 | SoCal | 535              | 1/20/25 | 0.50 | 1   | 110 | \$110.00 | \$0.00 |         |
| Sunshine Armstrong | 3600 | SoCal | 535              | 1/22/25 | 0.50 | 1   | 110 | \$110.00 | \$0.00 |         |
| Sunshine Armstrong | 3600 | SoCal | 535              | 1/27/25 | 0.50 | 1   | 110 | \$110.00 | \$0.00 |         |
| Sunshine Armstrong | 3600 | SoCal | 535              | 1/29/25 | 0.50 | 1   | 110 | \$110.00 | \$0.00 |         |
| Sunshine Armstrong | 3600 | SoCal | 535              | 2/3/25  | 0.50 | 1   | 110 | \$110.00 | \$0.00 |         |
| Sunshine Armstrong | 3600 | SoCal | 535              | 2/12/25 | 0.50 | 1   | 110 | \$110.00 | \$0.00 |         |
| Sunshine Armstrong | 3600 | SoCal | 535              | 2/12/25 | 0.50 | 1   | 110 | \$110.00 | \$0.00 |         |
| Sunshine Armstrong | 3600 | SoCal | 535              | 2/19/25 | 0.50 | 1   | 110 | \$110.00 | \$0.00 |         |
| Sunshine Armstrong | 3600 | SoCal | 535              | 2/24/25 | 0.50 | 1   | 110 | \$110.00 | \$0.00 |         |
| Sunshine Armstrong | 3600 | SoCal | 535              | 2/26/25 | 0.50 | 1   | 110 | \$110.00 | \$0.00 |         |
| Sunshine Armstrong | 3600 | SoCal | 535              | 1/18/25 | 0.50 | 1   | 110 | \$110.00 | \$0.00 |         |
| Sunshine Armstrong | 3600 | SoCal | 535              | 1/21/25 | 0.50 | 1   | 110 | \$110.00 | \$0.00 |         |
| Sunshine Armstrong | 3600 | SoCal | 535              | 1/23/25 | 0.50 | 1   | 110 | \$110.00 | \$0.00 |         |
| Sunshine Armstrong | 3600 | SoCal | 535              | 1/28/25 | 0.50 | 1   | 110 | \$110.00 | \$0.00 |         |
| Sunshine Armstrong | 3600 | SoCal | 535              | 2/4/25  | 0.50 | 1   | 110 | \$110.00 | \$0.00 |         |
| Sunshine Armstrong | 3600 | SoCal | 535              | 2/6/25  | 0.50 | 1   | 110 | \$110.00 | \$0.00 |         |
| Sunshine Armstrong | 3600 | SoCal | 535              | 2/20/25 | 0.50 | 1   | 110 | \$110.00 | \$0.00 |         |
| Sunshine Armstrong | 3600 | SoCal | 535              | 2/24/25 | 0.50 | 1   | 110 | \$110.00 | \$0.00 |         |
| Sunshine Armstrong | 3600 | SoCal | 535              | 2/26/25 | 0.50 | 1   | 110 | \$110.00 | \$0.00 |         |
| Sunshine Armstrong | 3600 | SoCal | 535              | 2/13/25 | 0.50 | 0.5 | 110 | \$55.00  | \$0.00 |         |
| Sunshine Armstrong | 3600 | SoCal | 535              | 2/11/25 | 0.50 | 0.5 | 110 | \$55.00  | \$0.00 |         |
| Sunshine Armstrong | 3600 | SoCal | 535              | 2/18/25 | 0.50 | 0.5 | 110 | \$55.00  | \$0.00 |         |
| Sunshine Armstrong | 3600 | SoCal | 535              | 1/16/25 | 0.50 | 1   | 110 | \$110.00 | \$0.00 |         |
| Sunshine Armstrong | 3600 | SoCal | 535              | 1/27/25 | 0.50 | 1   | 110 | \$110.00 | \$0.00 |         |
| Sunshine Armstrong | 3600 | SoCal | 535              | 2/6/25  | 0.50 | 1   | 110 | \$110.00 | \$0.00 |         |
| Sunshine Armstrong | 3600 | SoCal | 535              | 2/27/25 | 0.50 | 1   | 110 | \$110.00 | \$0.00 |         |
| Sunshine Armstrong | 3600 | SoCal | 535              | 2/13/25 | 0.50 | 0.5 | 110 | \$55.00  | \$0.00 |         |
| Sunshine Armstrong | 3600 | SoCal | 535              | 2/20/25 | 0.50 | 0.5 | 110 | \$55.00  | \$0.00 |         |
| Sunshine Armstrong | 3600 | SoCal | 535              | 2/20/25 | 0.50 | 1   | 110 | \$110.00 | \$0.00 |         |
| Sunshine Armstrong | 3600 | SoCal | 535              | 2/25/25 | 0.50 | 1   | 110 | \$110.00 | \$0.00 |         |
| Sunshine Armstrong | 3600 | SoCal | 535              | 2/28/25 | 0.50 | 1   | 110 | \$110.00 | \$0.00 |         |
| Sunshine Armstrong | 3600 | SoCal | 535              | 2/11/25 | 0.50 | 1   | 110 | \$110.00 | \$0.00 |         |
| Sunshine Armstrong | 3600 | SoCal | 535              | 2/13/25 | 0.50 | 1   | 110 | \$110.00 | \$0.00 |         |
| Sunshine Armstrong | 3600 | SoCal | 535              | 1/21/25 | 0.50 | 1   | 110 | \$110.00 | \$0.00 |         |
| Sunshine Armstrong | 3600 | SoCal | 535              | 1/24/25 | 0.50 | 1   | 110 | \$110.00 | \$0.00 |         |
| Sunshine Armstrong | 3600 | SoCal | 535              | 1/14/25 | 0.50 | 1   | 110 | \$110.00 | \$0.00 |         |
| Sunshine Armstrong | 3600 | SoCal | 535              | 1/17/25 | 0.50 | 1   | 110 | \$110.00 | \$0.00 |         |
| Sunshine Armstrong | 3600 | SoCal | 535              | 1/16/25 | 0.50 | 0.5 | 110 | \$55.00  | \$0.00 |         |
| Sunshine Armstrong | 3600 | SoCal | 535              | 1/23/25 | 0.50 | 0.5 | 110 | \$55.00  | \$0.00 |         |
| Sunshine Armstrong | 3600 | SoCal | 535              | 1/27/25 | 0.50 | 0.5 | 110 | \$55.00  | \$0.00 |         |
| Sunshine Armstrong | 3600 | SoCal | 535              | 2/3/25  | 0.50 | 0.5 | 110 | \$55.00  | \$0.00 |         |
| Sunshine Armstrong | 3600 | SoCal | 535              | 2/6/25  | 0.50 | 0.5 | 110 | \$55.00  | \$0.00 |         |
| Sunshine Armstrong | 3600 | SoCal | 535              | 2/10/25 | 0.50 | 0.5 | 110 | \$55.00  | \$0.00 |         |
| Sunshine Armstrong | 3600 | SoCal | 535              | 2/13/25 | 0.50 | 0.5 | 110 | \$55.00  | \$0.00 |         |
| Sunshine Armstrong | 3600 | SoCal | 535              | 2/18/25 | 0.50 | 0.5 | 110 | \$55.00  | \$0.00 |         |
| Sunshine Armstrong | 3600 | SoCal | 535              | 2/20/25 | 0.50 | 0.5 | 110 | \$55.00  | \$0.00 |         |
| Sunshine Armstrong | 3600 | SoCal | 535              | 2/24/25 | 0.50 | 0.5 | 110 | \$55.00  | \$0.00 |         |
| Sunshine Armstrong | 3600 | SoCal | 535              | 2/27/25 | 0.50 | 0.5 | 110 | \$55.00  | \$0.00 |         |
| Sunshine Armstrong | 3600 | SoCal | 535              | 1/17/25 | 0.50 | 0.5 | 110 | \$55.00  | \$0.00 |         |
| Sunshine Armstrong | 3600 | SoCal | 535              | 1/24/25 | 0.50 | 0.5 | 110 | \$55.00  | \$0.00 |         |
| Sunshine Armstrong | 3600 | SoCal | 535              | 2/7/25  | 0.50 | 0.5 | 110 | \$55.00  | \$0.00 |         |
| Sunshine Armstrong | 3600 | SoCal | 535              | 2/14/25 | 0.50 | 0.5 | 110 | \$55.00  | \$0.00 |         |
| Sunshine Armstrong | 3600 | SoCal | 535              | 2/21/25 | 0.50 | 0.5 | 110 | \$55.00  | \$0.00 |         |
| Sunshine Armstrong | 3600 | SoCal | 535              | 2/28/25 | 0.50 | 0.5 | 110 | \$55.00  | \$0.00 |         |
| Sunshine Armstrong | 3600 | SoCal | 535              | 1/16/25 | 1.00 | 1   | 110 | \$110.00 | \$0.00 |         |
| Sunshine Armstrong | 3600 | SoCal | 535              | 2/6/25  | 1.00 | 1   | 110 | \$110.00 | \$0.00 |         |
| Sunshine Armstrong | 3600 | SoCal | 535              | 2/20/25 | 1.00 | 1   | 110 | \$110.00 | \$0.00 |         |
| Sunshine Armstrong | 3600 | SoCal | 535              | 2/13/25 | 1.00 | 0.5 | 110 | \$55.00  | \$0.00 |         |
| Sunshine Armstrong | 3600 | SoCal | 535              | 2/4/25  | 0.50 | 1   | 110 | \$110.00 | \$0.00 |         |
| Sunshine Armstrong | 3600 | SoCal | 535              | 2/11/25 | 0.50 | 1   | 110 | \$110.00 | \$0.00 |         |
| Sunshine Armstrong | 3600 | SoCal | 535              | 2/19/25 | 0.50 | 1   | 110 | \$110.00 | \$0.00 |         |
| Sunshine Armstrong | 3600 | SoCal | 535              | 1/21/25 | 0.50 | 0.5 | 110 | \$55.00  | \$0.00 |         |
| Sunshine Armstrong | 3600 | SoCal | 535              | 1/24/25 | 0.50 | 0.5 | 110 | \$55.00  | \$0.00 |         |
| Sunshine Armstrong | 3600 | SoCal | 535              | 2/7/25  | 0.50 | 0.5 | 110 | \$55.00  | \$0.00 |         |
| Sunshine Armstrong | 3600 | SoCal | 535              | 2/21/25 | 0.50 | 0.5 | 110 | \$55.00  | \$0.00 |         |
| Sunshine Armstrong | 3600 | SoCal | 535              | 2/28/25 | 0.50 | 0.5 | 110 | \$55.00  | \$0.00 |         |
| Susana Cedre       | 3600 | SoCal | Nurse Assessment | 2/1/25  | n/a  | n/a | n/a | \$700.00 | 44.00  | \$30.80 |
| Susana Cedre       | 3600 | SoCal | Nurse Assessment | 2/1/25  | n/a  | n/a | n/a | \$700.00 | 11.50  | \$8.05  |

|               |      |       |                     |         |      |     |     |            |        |          |
|---------------|------|-------|---------------------|---------|------|-----|-----|------------|--------|----------|
| Susana Cedra  | 3600 | SoCal | Nurse Assessment    | 2/1/25  | n/a  | n/a | n/a | \$700.00   | 88.00  | \$61.60  |
| Susana Cedra  | 3600 | SoCal | Nurse Assessment    | 2/9/25  | n/a  | n/a | n/a | \$700.00   | 27.10  | \$18.97  |
| Susana Cedra  | 3600 | SoCal | Nurse Assessment    | 2/16/25 | n/a  | n/a | n/a | \$700.00   | 51.30  | \$35.91  |
| Susana Cedra  | 3600 | SoCal | Nurse Assessment    | 2/16/25 | n/a  | n/a | n/a | \$700.00   | 75.60  | \$53.06  |
| Susana Cedra  | 3600 | SoCal | Nurse Assessment    | 2/22/25 | n/a  | n/a | n/a | \$700.00   | 25.00  | \$17.50  |
| Susana Cedra  | 3600 | SoCal | Nurse Assessment    | 2/26/25 | n/a  | n/a | n/a | \$700.00   | 48.20  | \$33.74  |
| Susana Cedra  | 3600 | SoCal | Nurse Assessment    | 2/27/25 | n/a  | n/a | n/a | \$700.00   | 41.40  | \$28.98  |
| Susana Cedra  | 3600 | SoCal | ECP x 2             | 2/1/25  | 3.00 | 3   | 110 | \$330.00   |        | \$0.00   |
| Syndi Shefar  | 3600 | SoCal | IEP Meeting         | 2/3/25  | 1.50 |     | 100 | \$150.00   |        | \$0.00   |
| Syndi Shefar  | 3600 | SoCal | IEP Meeting         | 2/13/25 | 2.00 | 2   | 100 | \$200.00   |        | \$0.00   |
| Teessa Nicole | 3600 | SoCal | Nurse Assessment    | 2/21/25 | n/a  | n/a | n/a | \$700.00   | 90.00  | \$63.00  |
| Terie Schoch  | 3600 | SoCal | 510                 | 2/6/25  | 0.50 | 1   | 100 | \$100.00   |        | \$0.00   |
| Terie Schoch  | 3600 | SoCal | 510                 | 2/12/25 | 0.50 | 1   | 100 | \$100.00   |        | \$0.00   |
| Terie Schoch  | 3600 | SoCal | 510                 | 2/19/25 | 0.50 | 1   | 100 | \$100.00   |        | \$0.00   |
| Terie Schoch  | 3600 | SoCal | 510                 | 2/28/25 | 0.50 | 1   | 100 | \$100.00   |        | \$0.00   |
| Terie Schoch  | 3600 | SoCal | 515                 | 2/27/25 | 0.50 | 1   | 95  | \$95.00    |        | \$0.00   |
| Terie Schoch  | 3600 | SoCal | 515                 | 2/20/25 | 0.50 | 0.5 | 95  | \$47.50    |        | \$0.00   |
| Terie Schoch  | 3600 | SoCal | 520                 | 2/5/25  | 1.00 | 0.5 | 120 | \$60.00    |        | \$0.00   |
| Terie Schoch  | 3600 | SoCal | 520                 | 2/19/25 | 1.00 | 0.5 | 120 | \$60.00    |        | \$0.00   |
| Terie Schoch  | 3600 | SoCal | 520                 | 2/12/25 | 1.00 | 0.5 | 120 | \$60.00    |        | \$0.00   |
| Terie Schoch  | 3600 | SoCal | 520                 | 2/26/25 | 1.00 | 0.5 | 120 | \$60.00    |        | \$0.00   |
| Terie Schoch  | 3600 | SoCal | 515                 | 2/25/25 | 1.00 | 1   | 95  | \$95.00    |        | \$0.00   |
| Terie Schoch  | 3600 | SoCal | 515                 | 2/4/25  | 0.25 | 0.5 | 95  | \$47.50    |        | \$0.00   |
| Terie Schoch  | 3600 | SoCal | 515                 | 2/11/25 | 0.25 | 0.5 | 95  | \$47.50    |        | \$0.00   |
| Terie Schoch  | 3600 | SoCal | 515                 | 2/18/25 | 0.25 | 0.5 | 95  | \$47.50    |        | \$0.00   |
| Terie Schoch  | 3600 | SoCal | 515                 | 2/25/25 | 0.25 | 0.5 | 95  | \$47.50    |        | \$0.00   |
| Terie Schoch  | 3600 | SoCal | 515                 | 2/6/25  | 0.50 | 1   | 95  | \$95.00    |        | \$0.00   |
| Terie Schoch  | 3600 | SoCal | 515                 | 2/8/25  | 0.50 | 1   | 95  | \$95.00    |        | \$0.00   |
| Terie Schoch  | 3600 | SoCal | 515                 | 2/20/25 | 0.50 | 0.5 | 95  | \$47.50    |        | \$0.00   |
| Terie Schoch  | 3600 | SoCal | 515                 | 2/27/25 | 0.50 | 0.5 | 95  | \$47.50    |        | \$0.00   |
| Terie Schoch  | 3600 | SoCal | 515                 | 2/19/25 | 0.50 | 1   | 95  | \$95.00    |        | \$0.00   |
| Terie Schoch  | 3600 | SoCal | 515                 | 2/11/25 | 0.50 | 0.5 | 95  | \$47.50    |        | \$0.00   |
| Terie Schoch  | 3600 | SoCal | 515                 | 2/27/25 | 0.50 | 0.5 | 95  | \$47.50    |        | \$0.00   |
| Terie Schoch  | 3600 | SoCal | 510                 | 2/24/25 | 0.50 | 1   | 100 | \$100.00   |        | \$0.00   |
| Terie Schoch  | 3600 | SoCal | 510                 | 2/27/25 | 0.50 | 1   | 100 | \$100.00   |        | \$0.00   |
| Terie Schoch  | 3600 | SoCal | 510                 | 2/12/25 | 0.50 | 0.5 | 100 | \$50.00    |        | \$0.00   |
| Terie Schoch  | 3600 | SoCal | 510                 | 2/13/25 | 0.50 | 0.5 | 100 | \$50.00    |        | \$0.00   |
| Terie Schoch  | 3600 | SoCal | 520                 | 2/5/25  | 0.50 | 0.5 | 120 | \$60.00    |        | \$0.00   |
| Terie Schoch  | 3600 | SoCal | 520                 | 2/6/25  | 0.50 | 0.5 | 120 | \$60.00    |        | \$0.00   |
| Terie Schoch  | 3600 | SoCal | 520                 | 2/19/25 | 0.50 | 0.5 | 120 | \$60.00    |        | \$0.00   |
| Terie Schoch  | 3600 | SoCal | 520                 | 2/28/25 | 0.50 | 0.5 | 120 | \$60.00    |        | \$0.00   |
| Terie Schoch  | 3600 | SoCal | 530                 | 2/27/25 | 0.50 | 1   | 110 | \$110.00   |        | \$0.00   |
| Terie Schoch  | 3600 | SoCal | 530                 | 2/9/25  | 0.50 | 0.5 | 110 | \$55.00    |        | \$0.00   |
| Terie Schoch  | 3600 | SoCal | 510                 | 2/20/25 | 0.50 | 1   | 100 | \$100.00   |        | \$0.00   |
| Terie Schoch  | 3600 | SoCal | 510                 | 2/27/25 | 0.50 | 0.5 | 100 | \$50.00    |        | \$0.00   |
| Terie Schoch  | 3600 | SoCal | 520                 | 2/4/25  | 0.50 | 1   | 120 | \$120.00   |        | \$0.00   |
| Terie Schoch  | 3600 | SoCal | 520                 | 2/18/25 | 0.50 | 1   | 120 | \$120.00   |        | \$0.00   |
| Terie Schoch  | 3600 | SoCal | 520                 | 2/11/25 | 0.50 | 0.5 | 120 | \$60.00    |        | \$0.00   |
| Terie Schoch  | 3600 | SoCal | 520                 | 2/25/25 | 0.50 | 0.5 | 120 | \$60.00    |        | \$0.00   |
| Terie Schoch  | 3600 | SoCal | IEP Meeting         | 2/26/25 | 1.00 | 1   | 100 | \$100.00   |        | \$0.00   |
| Tina Kim      | 3600 | SoCal | OT Services         | 2/7/25  | 0.50 | 1   | 110 | \$110.00   |        | \$0.00   |
| Tina Kim      | 3600 | SoCal | OT Services         | 2/11/25 | 0.50 | 1   | 110 | \$110.00   |        | \$0.00   |
| Tina Kim      | 3600 | SoCal | OT Services         | 2/21/25 | 0.50 | 1   | 110 | \$110.00   |        | \$0.00   |
| Tina Kim      | 3600 | SoCal | OT Services         | 2/27/25 | 0.50 | 1   | 110 | \$110.00   |        | \$0.00   |
| Tina Kim      | 3600 | SoCal | OT Services         | 2/7/25  | 0.50 | 0.5 | 110 | \$55.00    |        | \$0.00   |
| Tina Kim      | 3600 | SoCal | OT Services         | 2/11/25 | 0.50 | 0.5 | 110 | \$55.00    |        | \$0.00   |
| Tina Kim      | 3600 | SoCal | OT Services         | 2/27/25 | 0.50 | 1   | 110 | \$110.00   |        | \$0.00   |
| Tina Kim      | 3600 | SoCal | OT Services         | 2/11/25 | 0.50 | 1   | 110 | \$110.00   |        | \$0.00   |
| Tina Kim      | 3600 | SoCal | OT Services         | 2/21/25 | 0.50 | 0.5 | 110 | \$55.00    |        | \$0.00   |
| Tina Kim      | 3600 | SoCal | OT Services         | 2/7/25  | 0.50 | 0.5 | 110 | \$55.00    |        | \$0.00   |
| Tina Kim      | 3600 | SoCal | OT Services         | 2/21/25 | 0.50 | 1   | 110 | \$110.00   |        | \$0.00   |
| Tina Kim      | 3600 | SoCal | OT Services         | 2/7/25  | 0.50 | 0.5 | 110 | \$55.00    |        | \$0.00   |
| Tina Kim      | 3600 | SoCal | IEP Meeting         | 2/11/25 | 1.00 | 1   | 100 | \$100.00   |        | \$0.00   |
| Tina Kim      | 3600 | SoCal | IEP Meeting         | 2/7/25  | 1.00 | 1   | 100 | \$100.00   |        | \$0.00   |
| Tina Kim      | 3600 | SoCal | IEP Meeting         | 2/6/25  | 0.50 | 0.5 | 100 | \$50.00    |        | \$0.00   |
| Vahe Amiran   | 3600 | SoCal | Ed Psych Assessment | 1/30/25 | n/a  | n/a | n/a | \$1,950.00 | 168.00 | \$117.60 |
| Vahe Amiran   | 3600 | SoCal | Ed Psych Assessment | 2/1/25  | n/a  | n/a | n/a | \$1,950.00 | 98.00  | \$66.60  |
| Vahe Amiran   | 3600 | SoCal | Ed Psych Assessment | 2/2/25  | n/a  | n/a | n/a | \$1,950.00 | 162.00 | \$113.40 |
| Vahe Amiran   | 3600 | SoCal | Ed Psych Assessment | 2/8/25  | n/a  | n/a | n/a | \$1,950.00 | 66.00  | \$46.20  |
| Vahe Amiran   | 3600 | SoCal | Ed Psych Assessment | 2/8/25  | n/a  | n/a | n/a | \$1,950.00 | 48.00  | \$33.60  |
| Vahe Amiran   | 3600 | SoCal | Ed Psych Assessment | 2/8/25  | n/a  | n/a | n/a | \$1,950.00 | 112.00 | \$78.40  |



|                           |      |       |             |                           |           |                   |                     |                     |                 |                   |
|---------------------------|------|-------|-------------|---------------------------|-----------|-------------------|---------------------|---------------------|-----------------|-------------------|
| Yasaman Danesh-Panahi     | 3600 | SoCal | OT Services | 2/25/25                   | 0.50      | 1                 | 110                 | \$110.00            | \$0.00          |                   |
| Yasaman Danesh-Panahi     | 3600 | SoCal | OT Services | 2/4/25                    | 0.50      | 1                 | 110                 | \$110.00            | \$0.00          |                   |
| Yasaman Danesh-Panahi     | 3600 | SoCal | OT Services | 2/18/25                   | 0.50      | 1                 | 110                 | \$110.00            | \$0.00          |                   |
| Yasaman Danesh-Panahi     | 3600 | SoCal | OT Services | 2/11/25                   | 0.50      | 0.5               | 110                 | \$55.00             | \$0.00          |                   |
| Yasaman Danesh-Panahi     | 3600 | SoCal | OT Services | 2/25/25                   | 0.50      | 0.5               | 110                 | \$55.00             | \$0.00          |                   |
| Yasaman Danesh-Panahi     | 3600 | SoCal | OT Services | 2/10/25                   | 0.50      | 1                 | 110                 | \$110.00            | \$0.00          |                   |
| Yasaman Danesh-Panahi     | 3600 | SoCal | OT Services | 2/24/25                   | 0.50      | 1                 | 110                 | \$110.00            | \$0.00          |                   |
| Yasaman Danesh-Panahi     | 3600 | SoCal | OT Services | 2/3/25                    | 0.50      | 0.5               | 110                 | \$55.00             | \$0.00          |                   |
| Yasaman Danesh-Panahi     | 3600 | SoCal | OT Services | 2/12/25                   | 0.50      | 1                 | 110                 | \$110.00            | \$0.00          |                   |
| Yasaman Danesh-Panahi     | 3600 | SoCal | OT Services | 2/19/25                   | 0.50      | 1                 | 110                 | \$110.00            | \$0.00          |                   |
| Yasaman Danesh-Panahi     | 3600 | SoCal | OT Services | 2/5/25                    | 0.50      | 0.5               | 110                 | \$55.00             | \$0.00          |                   |
| Yasaman Danesh-Panahi     | 3600 | SoCal | OT Services | 2/26/25                   | 0.50      | 0.5               | 110                 | \$55.00             | \$0.00          |                   |
| Yasaman Danesh-Panahi     | 3600 | SoCal | OT Services | 2/11/25                   | 0.50      | 1                 | 110                 | \$110.00            | \$0.00          |                   |
| Yasaman Danesh-Panahi     | 3600 | SoCal | OT Services | 2/18/25                   | 0.50      | 1                 | 110                 | \$110.00            | \$0.00          |                   |
| Yasaman Danesh-Panahi     | 3600 | SoCal | OT Services | 2/25/25                   | 0.50      | 1                 | 110                 | \$110.00            | \$0.00          |                   |
| Yasaman Danesh-Panahi     | 3600 | SoCal | OT Services | 2/4/25                    | 0.50      | 0.5               | 110                 | \$55.00             | \$0.00          |                   |
| Yasaman Danesh-Panahi     | 3600 | SoCal | OT Services | 2/7/25                    | 0.50      | 1                 | 110                 | \$110.00            | \$0.00          |                   |
| Yasaman Danesh-Panahi     | 3600 | SoCal | OT Services | 2/14/25                   | 0.50      | 1                 | 110                 | \$110.00            | \$0.00          |                   |
| Yasaman Danesh-Panahi     | 3600 | SoCal | OT Services | 2/21/25                   | 0.50      | 1                 | 110                 | \$110.00            | \$0.00          |                   |
| Yasaman Danesh-Panahi     | 3600 | SoCal | OT Services | 2/28/25                   | 0.50      | 1                 | 110                 | \$110.00            | \$0.00          |                   |
| Yasaman Danesh-Panahi     | 3600 | SoCal | OT Services | 2/3/25                    | 0.50      | 1                 | 110                 | \$110.00            | \$0.00          |                   |
| Yasaman Danesh-Panahi     | 3600 | SoCal | OT Services | 2/10/25                   | 0.50      | 1                 | 110                 | \$110.00            | \$0.00          |                   |
| Yasaman Danesh-Panahi     | 3600 | SoCal | OT Services | 2/24/25                   | 0.50      | 1                 | 110                 | \$110.00            | \$0.00          |                   |
| Yasaman Danesh-Panahi     | 3600 | SoCal | OT Services | 2/5/25                    | 0.50      | 1                 | 110                 | \$110.00            | \$0.00          |                   |
| Yasaman Danesh-Panahi     | 3600 | SoCal | OT Services | 2/12/25                   | 0.50      | 1                 | 110                 | \$110.00            | \$0.00          |                   |
| Yasaman Danesh-Panahi     | 3600 | SoCal | OT Services | 2/19/25                   | 0.50      | 1                 | 110                 | \$110.00            | \$0.00          |                   |
| Yasaman Danesh-Panahi     | 3600 | SoCal | OT Services | 2/26/25                   | 0.50      | 1                 | 110                 | \$110.00            | \$0.00          |                   |
| Yasaman Danesh-Panahi     | 3600 | SoCal | OT Services | 2/5/25                    | 0.50      | 1                 | 110                 | \$110.00            | \$0.00          |                   |
| Yasaman Danesh-Panahi     | 3600 | SoCal | OT Services | 2/12/25                   | 0.50      | 1                 | 110                 | \$110.00            | \$0.00          |                   |
| Yasaman Danesh-Panahi     | 3600 | SoCal | OT Services | 2/3/25                    | 0.50      | 1                 | 110                 | \$110.00            | \$0.00          |                   |
| Yasaman Danesh-Panahi     | 3600 | SoCal | OT Services | 2/10/25                   | 0.50      | 1                 | 110                 | \$110.00            | \$0.00          |                   |
| Yasaman Danesh-Panahi     | 3600 | SoCal | OT Services | 2/24/25                   | 0.50      | 1                 | 110                 | \$110.00            | \$0.00          |                   |
| Yasaman Danesh-Panahi     | 3600 | SoCal | OT Services | 2/27/25                   | 0.50      | 1                 | 110                 | \$110.00            | \$0.00          |                   |
| Yasaman Danesh-Panahi     | 3600 | SoCal | OT Services | 2/6/25                    | 0.50      | 0.5               | 110                 | \$55.00             | \$0.00          |                   |
| Yasaman Danesh-Panahi     | 3600 | SoCal | OT Services | 2/13/25                   | 0.50      | 0.5               | 110                 | \$55.00             | \$0.00          |                   |
| Yasaman Danesh-Panahi     | 3600 | SoCal | IEP Meeting | 2/12/25                   | 1.00      | 1                 | 100                 | \$100.00            | \$0.00          |                   |
| Yasaman Danesh-Panahi     | 3600 | SoCal | IEP Meeting | 2/10/25                   | 1.00      | 1                 | 100                 | \$100.00            | \$0.00          |                   |
| Yasaman Danesh-Panahi     | 3600 | SoCal | IEP Meeting | 2/28/25                   | 2.00      | 2                 | 100                 | \$200.00            | \$0.00          |                   |
| Yvonne Duarte             | 3600 | SoCal | 535         | 2/3/25                    | 0.50      | 1                 | 110                 | \$110.00            | \$0.00          |                   |
| Yvonne Duarte             | 3600 | SoCal | 535         | 2/4/25                    | 0.50      | 1                 | 110                 | \$110.00            | \$0.00          |                   |
| Yvonne Duarte             | 3600 | SoCal | 535         | 2/10/25                   | 0.50      | 1                 | 110                 | \$110.00            | \$0.00          |                   |
| Yvonne Duarte             | 3600 | SoCal | 535         | 2/14/25                   | 0.50      | 1                 | 110                 | \$110.00            | \$0.00          |                   |
| <b>Total for Service:</b> |      |       |             | <b>Total for Mileage:</b> |           | <b>Total Due:</b> |                     | <b>\$262,004.50</b> | <b>5,589.60</b> | <b>\$3,912.72</b> |
| <b>Total</b>              |      |       |             | <b>\$262,004.50</b>       | <b>\$</b> | <b>3,912.72</b>   | <b>\$265,917.22</b> |                     |                 |                   |

**INVOICE**

TTC4SUCCESS  
 3615 Waterside Way  
 Louisville, TN 37777

tasha@ttc4success.com  
 +1 (951) 775-4292



**Bill to**  
 California Online Public Schools  
 33272 Valle Road  
 San Juan Capistrano, CA 92675

**Ship to**  
 California Online Public Schools  
 33272 Valle Road  
 San Juan Capistrano, CA 92675

**Invoice details**


Invoice no.: 133  
 Terms: Net 30  
 Invoice date: 04/17/2025  
 Due date: 05/17/2025

| #            | Date | Product or service | Description               | Qty | Rate        | Amount              |
|--------------|------|--------------------|---------------------------|-----|-------------|---------------------|
| 1.           |      | SPED Services      | SoCal March 2025          | 1   | \$86,547.60 | \$86,547.60         |
| 2.           |      | SPED Services      | Northern Cal March 2025   | 1   | \$36,430.38 | \$36,430.38         |
| 3.           |      | SPED Services      | North Bay March 2025      | 1   | \$2,570.85  | \$2,570.85          |
| 4.           |      | SPED Services      | Monterrey Bay March 2025  | 1   | \$21,428.10 | \$21,428.10         |
| 5.           |      | SPED Services      | Central Coast March 2025  | 1   | \$1,135.35  | \$1,135.35          |
| 6.           |      | SPED Services      | Central Valley March 2025 | 1   | \$9,813.60  | \$9,813.60          |
| <b>Total</b> |      |                    |                           |     |             | <b>\$157,925.88</b> |



California Online Public Schools  
538834

| Coverage                | Total              |
|-------------------------|--------------------|
| ACCIDENT                | \$3,351.56         |
| ACCIDENT                | \$0.00             |
| HOSPITAL                | \$2,207.51         |
| HOSPITAL                | \$0.00             |
| CRITICAL ILLNESS        | \$3,081.60         |
| METLIFE LEGAL PLANS     | \$5,008.71         |
| BASIC LIFE              | \$7,437.75         |
| DHMO-CA                 | \$2,766.84         |
| DHMO-TX                 | \$0.00             |
| DENTAL                  | \$27,101.71        |
| DEPENDENT AD&D          | \$0.00             |
| DEPENDENT LIFE          | \$0.00             |
| LONG TERM DISABILITY    | \$7,993.29         |
| OPTIONAL AD&D           | \$315.40           |
| OPTIONAL LIFE           | \$3,189.30         |
| PERSONAL AD&D           | \$1,388.38         |
| SHORT TERM DISABILITY   | \$2,048.12         |
| VISION                  | \$5,442.32         |
| IFP                     | \$4,888.50         |
| <b>Total amount due</b> | <b>\$76,000.89</b> |



### SAP Billing Instructions

1. Enter/Validate your customer name and number
2. Select the Month and Year for the month you are completing the bill amount for
3. Validate the Experience number and Billing branch for each coverage, if incorrect notify your Financial Consultant Anna Massaro at Anna.Massaro@metlifeservice.com
4. For each coverage listed enter
  - a. The total count of employee lives enrolled in the product
  - b. The total monthly premium being paid to MetLife for the product
  - c. The total Coverage volume covered for the month for the product (if applicable)
5. Save the file with customer name, number and billing month
6. Email the completed monthly bill to your MetLife Financial Consultant Anna Massaro at Anna.Massaro@metlifeservice.com
7. Submit your payment via wire transfer or check to MetLife

**ACH wire transmission** - If paying by wire, please send MetLife your invoice by email to your Financial Consultant and include the information in the subject line: "Wire Transfer Information - California Online Public Schools #5388834"

Bank: JP Morgan Chase Bank, New York, NY  
 Acct title: Metropolitan Life Insurance Company  
 Acct. #: 002-2-430680  
 ABA #: 021000021  
 Reference: California Online Public Schools. 5388834

**Physical check** - payment should be submitted to the payment address, along with a copy of the invoice to enable MetLife to identify and apply your payment in a timely manner. **Please ensure that you include your group customer number on the front of the check to allow for quick and efficient payment posting.**

Los Angeles:  
 MetLife  
 Dept LA 21296  
 Pasadena, CA 91185-1296



**Capistrano Unified School District**

33122 Valle Road  
 San Juan Capistrano, CA 92675  
 Phone: (949) 234-9332

CALIFORNIA CONNECTIONS ACADEMY - CARTER  
 ATTN: LACHELLE CARTER  
 DIRECTOR OF FINANCE  
 33272 VALLE ROAD  
 SAN JUAN CAPISTRANO, CA 92675

|                 |                  |
|-----------------|------------------|
| ACCT ID:        | C68001133        |
| INVOICE NUMBER: | <b>68UI0512</b>  |
| DIVISION        | 68CH             |
| TERM:           | 2425             |
| INVOICE         | 12/04/2024       |
| DUE DATE:       | 01/04/2025       |
| AMOUNT DUE:     | <b>47,071.00</b> |

| Item | Qty  | Unit Amt  | Account                                 | Description          | Amount    |
|------|------|-----------|---|----------------------|-----------|
| 1    | 1.00 | 47,071.00 | 0101-0000-0-8699-0000-0000-205-69000000 | 1% OVERSIGHT-DEC '24 | 47,071.00 |

Tax 0.00

|                |                  |
|----------------|------------------|
| <b>INVOICE</b> | <b>47,071.00</b> |
|----------------|------------------|

**Please remit a copy with payment - Thank You**

Remit to: **Capistrano Unified School District**  
**Attention: Accounts Receivable**  
**33122 Valle Road**  
**San Juan Capistrano, CA 92675**

Account ID: C68001133  
 Account Name: CALIFORNIA CONNECTIONS ACADEMY -  
 INVOICE NUMBER: **68UI0512**  
 DIV: 68CH  
 TERM: 2425  
 DUE DATE: 01/04/2025  
 AMOUNT DUE: **47,071.00**

# INVOICE

Page # 1



## Capistrano Unified School District

33122 Valle Road  
 San Juan Capistrano, CA 92675  
 Phone: (949) 234-9332

CALIFORNIA CONNECTIONS ACADEMY - CARTER  
 ATTN: LACHELLE CARTER  
 DIRECTOR OF FINANCE  
 33272 VALLE ROAD  
 SAN JUAN CAPISTRANO, CA 92675

|                 |                    |
|-----------------|--------------------|
| ACCT ID:        | C68001133          |
| INVOICE NUMBER: | <b>68T10264</b>    |
| DIVISION:       | 68GN               |
| TERM:           | 2324               |
| INVOICE DATE:   | 12/15/23           |
| DUE DATE:       | 01/31/24           |
| AMOUNT DUE      | <b>\$47,071.00</b> |

| Item                 | Account                                 | Description                 | Amount             |
|----------------------|---|-----------------------------|--------------------|
| 1                    | 0101 0000 0 8699 0000 0000 205 69000000 | 1% OVERSIGHT - OCTOBER. '23 | 47,071.00          |
| <b>INVOICE TOTAL</b> |   |                             | <b>\$47,071.00</b> |

Please remit a copy with payment-Thank You

Remit to: **Capistrano Unified School District**  
**Attention: Accounts Receivable**  
**33122 Valle Road**  
**San Juan Capistrano, CA 92675**

Account ID C68001133  
 Account Name CALIFORNIA CONNECTIONS ACADEMY  
 Invoice Number 68T10264  
 DIV: 68GN  
 TERM: 2324  
 Due Date 01/31/24  
 Amount Due \$47,071.00  
 Amount Paid \$ \_\_\_\_\_

# INVOICE

Page # 1



## Capistrano Unified School District

33122 Valle Road  
 San Juan Capistrano, CA 92675  
 Phone: (949) 234-9332

CALIFORNIA CONNECTIONS ACADEMY - CARTER  
 ATTN: LACHELLE CARTER  
 DIRECTOR OF FINANCE  
 33272 VALLE ROAD  
 SAN JUAN CAPISTRANO, CA 92675

|                 |                    |
|-----------------|--------------------|
| ACCT ID:        | C68001133          |
| INVOICE NUMBER: | 68T10263           |
| DIVISION:       | 68GN               |
| TERM:           | 2324               |
| INVOICE DATE:   | 12/15/23           |
| DUE DATE:       | 01/31/24           |
| AMOUNT DUE      | <b>\$70,606.00</b> |

| Item                 | Account                                 | Description              | Amount             |
|----------------------|---|--------------------------|--------------------|
| 1                    | 0101 0000 0 8699 0000 0000 205 69000000 | 1% OVERSIGHT - SEPT. '23 | 70,606.00          |
| <b>INVOICE TOTAL</b> |   |                          | <b>\$70,606.00</b> |

Please remit a copy with payment-Thank You

Remit to: **Capistrano Unified School District**  
**Attention: Accounts Receivable**  
**33122 Valle Road**  
**San Juan Capistrano, CA 92675**

Account ID C68001133  
 Account Name CALIFORNIA CONNECTIONS ACADEMY  
 Invoice Number 68T10263  
 DIV: 68GN  
 TERM: 2324  
 Due Date 01/31/24  
 Amount Due \$70,606.00  
 Amount Paid \$ \_\_\_\_\_

# INVOICE

Page # 1



## Capistrano Unified School District

33122 Valle Road  
 San Juan Capistrano, CA 92675  
 Phone: (949) 234-9332

CALIFORNIA CONNECTIONS ACADEMY - CARTER  
 ATTN: LACHELLE CARTER  
 DIRECTOR OF FINANCE  
 33272 VALLE ROAD  
 SAN JUAN CAPISTRANO, CA 92675

|                 |                    |
|-----------------|--------------------|
| ACCT ID:        | C68001133          |
| INVOICE NUMBER: | 68TI0262           |
| DIVISION:       | 68GN               |
| TERM:           | 2324               |
| INVOICE DATE:   | 12/15/23           |
| DUE DATE:       | 01/31/24           |
| AMOUNT DUE      | <b>\$35,303.00</b> |

| Item                 | Account                                 | Description               | Amount             |
|----------------------|---|---------------------------|--------------------|
| 1                    | 0101 0000 0 8699 0000 0000 205 69000000 | 1% OVERSIGHT - AUGUST '23 | 35,303.00          |
| <b>INVOICE TOTAL</b> |   |                           | <b>\$35,303.00</b> |

Please remit a copy with payment-Thank You

Remit to: **Capistrano Unified School District**  
**Attention: Accounts Receivable**  
**33122 Valle Road**  
**San Juan Capistrano, CA 92675**

Account ID C68001133  
 Account Name CALIFORNIA CONNECTIONS ACADEMY  
 Invoice Number 68TI0262  
 DIV: 68GN  
 TERM: 2324  
 Due Date 01/31/24  
 Amount Due \$35,303.00  
 Amount Paid \$ \_\_\_\_\_

# INVOICE

Page # 1



## Capistrano Unified School District

33122 Valle Road  
 San Juan Capistrano, CA 92675  
 Phone: (949) 234-9332

CALIFORNIA CONNECTIONS ACADEMY - CARTER  
 ATTN: LACHELLE CARTER  
 DIRECTOR OF FINANCE  
 33272 VALLE ROAD  
 SAN JUAN CAPISTRANO, CA 92675

|                 |             |
|-----------------|-------------|
| ACCT ID:        | C68001133   |
| INVOICE NUMBER: | 68T10261    |
| DIVISION:       | 68GN        |
| TERM:           | 2324        |
| INVOICE DATE:   | 12/15/23    |
| DUE DATE:       | 01/31/24    |
| AMOUNT DUE      | \$41,187.00 |

| Item                 | Account                                 | Description             | Amount             |
|----------------------|---|-------------------------|--------------------|
| 1                    | 0101 0000 0 8699 0000 0000 205 69000000 | 1% OVERSIGHT - JULY '23 | 41,187.00          |
| <b>INVOICE TOTAL</b> |   |                         | <b>\$41,187.00</b> |

Please remit a copy with payment-Thank You

Remit to: **Capistrano Unified School District**  
**Attention: Accounts Receivable**  
 33122 Valle Road  
 San Juan Capistrano, CA 92675

Account ID C68001133  
 Account Name CALIFORNIA CONNECTIONS ACADEMY  
 Invoice Number 68T10261  
 DIV: 68GN  
 TERM: 2324  
 Due Date 01/31/24  
 Amount Due \$41,187.00

Amount Paid \$ \_\_\_\_\_



# Capistrano Unified School District

33122 Valle Road  
 San Juan Capistrano, CA 92675  
 Phone: (949) 234-9332

# INVOICE

CALIFORNIA CONNECTIONS ACADEMY - CARTER  
 ATTN: LACHELLE CARTER  
 DIRECTOR OF FINANCE  
 33272 VALLE ROAD  
 SAN JUAN CAPISTRANO, CA 92675

|                 |                  |
|-----------------|------------------|
| ACCT ID:        | C68001133        |
| INVOICE NUMBER: | <b>68SI2301</b>  |
| DIVISION        | 68CH             |
| TERM:           | 2223             |
| INVOICE         | 06/30/2023       |
| DUE DATE:       |                  |
| AMOUNT DUE:     | <b>37,503.00</b> |

| Item | Qty  | Unit Amt  | Account                                 | Description             | Amount    |
|------|------|-----------|---|-------------------------|-----------|
| 1    | 1.00 | 37,503.00 | 0101-0000-0-8699-0000-0000-205-69000000 | 1% OVERSIGHT - JUNE '23 | 37,503.00 |

Tax 0.00

|                |                  |
|----------------|------------------|
| <b>INVOICE</b> | <b>37,503.00</b> |
|----------------|------------------|

Please remit a copy with payment - Thank You

Remit to: **Capistrano Unified School District**  
**Attention: Accounts Receivable**  
**33122 Valle Road**  
**San Juan Capistrano, CA 92675**

Account ID: C68001133  
 Account Name: CALIFORNIA CONNECTIONS ACADEMY -  
 INVOICE NUMBER: **68SI2301**  
 DIV: 68CH  
 TERM: 2223  
 DUE DATE:  
 AMOUNT DUE: **37,503.00**



8500 Balboa Blvd., Suite 140  
 Northridge, CA 91325 USA  
 +18184740322  
 ap@charterimpact.com  
 www.charterimpact.com

## INVOICE

**BILL TO**

California Online Public  
 Schools  
 33272 Valle Road  
 San Juan Capistrano, CA  
 92675  
 United States

**INVOICE #** 17284

**DATE** 05/01/2025

**DUE DATE** 05/31/2025

**TERMS** Net 30

| ACTIVITY   | QTY | RATE      | AMOUNT    |
|--|-----|-----------|-----------|
| <b>Business Mgmt.</b><br>Business Management Services - Central Coast  | 1   | 1,934.00  | 1,934.00  |
| <b>Business Mgmt.</b><br>Business Management Services - Central Valley | 1   | 14,170.00 | 14,170.00 |
| <b>Business Mgmt.</b><br>Business Management Services - Monterey       | 1   | 7,583.00  | 7,583.00  |
| <b>Business Mgmt.</b><br>Business Management Services - North Bay      | 1   | 2,571.00  | 2,571.00  |
| <b>Business Mgmt.</b><br>Business Management Services - NorCal         | 1   | 26,132.00 | 26,132.00 |
| <b>Business Mgmt.</b><br>Business Management Services - SoCal          | 1   | 70,105.00 | 70,105.00 |

BALANCE DUE

**\$122,495.00**



# IT Support Services Proposal

April 8<sup>th</sup>, 2025

## CALIFORNIA ONLINE PUBLIC SCHOOLS

### Hardware Procurement and Support - Students

#### Scope of Work

This Scope of Work (SOW) outlines the Student IT support services to be provided for managing hardware procurement and delivering customized IT support tailored to meet the unique needs of California Online Public Schools (CalOps). Our objective is to ensure seamless hardware procurement, deployment, and management, while offering dedicated IT services that enhance operational efficiency, minimize downtime, and align with the organization's goals. This SOW includes the tasks outlined below.

#### Task I. Hardware Procurement and Deployment

##### 1. Identify Hardware

###### 1.1. Specification and Selection

- Collaborate with CalOps to identify hardware requirements. This has been determined already.
- Provide details of the model Chromebook to CalOPS

##### 2. Purchasing Hardware –

###### 2.1. Procurement by Soft MSP for CalOPS.

- Purchase hardware by Soft MSP
- CalOPS will be invoiced for the hardware.

##### 3. Warranty Management

- 3.1. Register all purchased devices with the manufacturer for warranty coverage.
- 3.2. Manage warranty claims and facilitate repairs or replacements with the manufacturer

##### 4. Imaging Hardware

###### 4.1. Specification and Imaging

- Collaborate with CalOps to obtain desired software image specifications.

###### 4.2. Quality Assurance

- Verify device functionality post-imaging to ensure they meet provided specifications and are operational.

##### 5. Asset Tagging and End-User Instructions

- 5.1. Apply unique asset tags to each device to align with CalOps' inventory standards.
- 5.2. Include clear, concise setup instructions for end users with each device.

##### 6. Hardware Shipment

###### 6.1. Packaging and Delivery

- Securely package hardware for shipment to recipients designated by CalOps.
- Ensure packaging includes necessary setup instructions and any additional materials.
- The monthly cost will include, shipping charges, shipping material and preparation of devices with asset tag, instructions and appropriate stickers.

###### 6.2. Tracking

- Provide shipment tracking information to CalOps.





# IT Support Services Proposal

April 8<sup>th</sup>, 2025

## 7. Inventory Management

- 7.1. Maintain a detailed inventory of all procured devices in a centralized system.
- 7.2. Track device locations, configurations, and status.
- 7.3. Provide an annual inventory report with detailed information for all devices.
- 7.4. Empty boxes will be provided to students to return Chromebooks.
- 7.5. Returned Chromebooks will be prepared and stored for shipment to students if needed. Chromebooks will be stored for minimum of 6 months before disposed.
- 7.6. Soft MSP will always maintain an inventory of 3000 Chromebooks after school year end.
- 7.7. No additional Chromebooks purchase will be required by CalOps if CalOps student enrollment does not exceed 8500. SoftMSP will be responsible for providing Chromebook to 8500 enrolled students.

## 8. Reporting

- 8.1. Provide Monthly Report on All devices
- 8.2. Provide Yearly Report to CalOPS
- 8.3. Build a custom dashboard for CalOPS to see all operational updates in real time.

## 9. Pricing – See Page 10-12 for Detailed breakdown

## Task II. Student IT Services

### 1. Remote Help for Students

- 1.1. User Support & Ticket Management (IIQ)
  - o Ticketing System
    - User requests will be efficiently managed through a robust ticketing system.
    - Tickets will be categorized, prioritized, and assigned appropriately.
  - o User Support
    - Provide responsive support for user-reported issues via email and phone.
    - Offer step-by-step guidance to assist users in resolving basic IT challenges.
  - o Service Level Agreement (SLA): Define and adhere to SLA for ticket resolution times based on issue priority (Critical, High, Medium, Low). Please refer to Standard SLA provided on Page 10.
- 1.2. Problem Diagnosis, Troubleshooting, and Technical Guidance
  - o Problem Analysis: Diagnose root causes of technical issues affecting user systems, applications, and devices.
  - o Troubleshooting
    - Provide step-by-step troubleshooting for hardware, software, and network-related issues.
    - Collaborate with third-party vendors as needed to resolve escalated issues.
  - o Technical Guidance: Offer proactive technical advice to users to optimize the use of IT systems and prevent recurring issues.
- 1.3. First Call Resolution
  - o Soft MSP will communicate with the parent or student caretaker to resolve matter in the first call.
  - 1.3..1. If Device needs to be shipped, Soft MSP agent will provide tracking information and provide updates on the package.
- 1.4. Cradle to Grave Support
  - o Parent or Student Caretaker will interact with Soft MSP agent from first interaction to resolution of the issue.
  - o Track packages and provide updates on the issue





# IT Support Services Proposal

April 8<sup>th</sup>, 2025

- Repair defective devices and ensure student always has a device in hand
- Support will include any hotspot devices provided to the student by CalOPS.

## 2. Pricing – See Page 10-12 for Detailed breakdown

### Hardware Procurement and Staff IT Services

#### Scope of Work

This Scope of Work (SOW) outlines the IT support services to be provided for managing hardware procurement and delivering customized IT support tailored to meet the unique needs of California Online Public Schools (CalOps). Our objective is to ensure seamless hardware procurement, deployment, and management, while offering dedicated IT services that enhance operational efficiency, minimize downtime, and align with the organization’s goals. This SOW includes the tasks outlined below.

#### Task I. Hardware Procurement and Deployment

##### 10. Identify Hardware

- 10.1. Specification and Selection
  - Collaborate with CalOps to identify hardware requirements.
  - Receive hardware make and model details from CalOps or provide hardware options for approval based on their specifications.
  - Hardware will include Laptop, Monitor, Docking Station, Cables, Mouse, Keyboard, Webcam

##### 11. Purchasing Hardware

- 11.1. Procurement by Soft MSP for CalOPS
  - Purchase hardware by Soft MSP
  - Invoice CalOPS for hardware purchased by Soft MSP.

##### 12. Warranty Management

- 12.1. Register all purchased devices with the manufacturer for warranty coverage.
- 12.2. Manage warranty claims and facilitate repairs or replacements with the manufacturer on behalf of CalOps.

##### 13. Imaging Hardware

- 13.1. Specification and Imaging
  - Collaborate with CalOps to obtain desired software image specifications.
  - Perform imaging and pre-install all required software and configurations on devices.
- 13.2. Quality Assurance
  - Verify device functionality post-imaging to ensure they meet provided specifications and are operational.

##### 14. Asset Tagging and End-User Instructions

- 14.1. Apply unique asset tags to each device to align with CalOps' inventory standards.
- 14.2. Include clear, concise setup instructions for end users with each device.

##### 15. Hardware Shipment

- 15.1. Packaging and Delivery

- o Securely package hardware for shipment to recipients designated by CalOps.
- o Ensure packaging includes necessary setup instructions and any additional materials.
- 15.2. Tracking
  - o Provide shipment tracking information to CalOps.

**16. Inventory Management**

- 16.1. Maintain a detailed inventory of all procured devices in a centralized system.
- 16.2. Track device locations, configurations, and status.
- 16.3. Provide an annual inventory report with detailed information for all devices.

**17. Device Retrieval**

- 17.1. Facilitate device retrieval as per CalOps’ instructions.
- 17.2. Utilize provided shipping labels and packing materials to ensure smooth return logistics.
- 17.3. Update inventory records upon retrieval of devices.

**18. Pricing – See Page 10-12 for Detailed breakdown**

**Task II. Staff IT Services**

**2. Remote Help Desk Support**

- 2.1. User Support & Ticket Management
  - o Ticketing System
    - User requests will be efficiently managed through a robust ticketing system.
    - Tickets will be categorized, prioritized, and assigned appropriately.
  - o User Support
    - Provide responsive support for user-reported issues via email and phone.
    - Offer step-by-step guidance to assist users in resolving basic IT challenges.
  - o Service Level Agreement (SLA): Define and adhere to SLA for ticket resolution times based on issue priority (Critical, High, Medium, Low). Please refer to Standard SLA provided on Page 8.
- 2.2. Problem Diagnosis, Troubleshooting, and Technical Guidance
  - o Problem Analysis: Diagnose root causes of technical issues affecting user systems, applications, and devices.
  - o Troubleshooting
    - Provide step-by-step troubleshooting for hardware, software, and network-related issues.
    - Collaborate with third-party vendors as needed to resolve escalated issues.
  - o Technical Guidance: Offer proactive technical advice to users to optimize the use of IT systems and prevent recurring issues.
- 2.3. System Monitoring
  - o Performance Monitoring: Continuously monitor systems and networks for performance issues, outages, or potential risks.
  - o Proactive Alerts: Configure automated alerts to notify the Help Desk team of critical system events or potential failures.
  - o Preventive Maintenance: Perform regular checks on systems and devices to mitigate risks.
  - o Incident Management: Respond to system monitoring alerts by initiating appropriate remediation steps, including escalation for major incidents.



### 3. Security and Compliance

- 3.1. Policy Alignment
  - Work with CalOps to review and align cybersecurity measures with applicable regulations, standards, and best practices.
  - Cybersecurity Compliance Assessment – Detailed Reporting
- 3.2. Access Control and Data Security
  - Review access controls to ensure staff and students have appropriate access levels based on their roles.
  - Deploy the following Cybersecurity Solutions to all staff
    - 3.2..1. Endpoint Protection (Enterprise Solution)
      - 3.2..1.1. XDR/MDR
      - 3.2..1.2. Nextgen Anti-Virus
    - 3.2..2. Managed SOC – Security Operation Center
    - 3.2..3. Cybersecurity Awareness Training
    - 3.2..4. Cybersecurity Phishing Simulation
    - 3.2..5. Email Protection
      - 3.2..5.1. SPAM Filtering
      - 3.2..5.2. Data Loss Prevention
      - 3.2..5.3. Mass Data Protection

### 4. Customized IT Support

- 4.1. Peripheral Support for Cameras, Printers, and Microphones
  - Initial Assessment and Inventory
    - Assess existing peripheral devices.
    - Create and maintain an inventory of all supported devices.
  - Installation and Configuration
    - Install and configure new and existing devices per CalOps' requirements.
    - Ensure proper integration with systems and applications.
  - Ongoing Maintenance
    - Provide routine maintenance, updates, and troubleshooting for supported peripherals.
- 4.2. Dedicated Phone Number for Support
  - Establish a dedicated phone line to ensure direct access to technical support.
  - Provide multi-channel support through email, chat, and phone for comprehensive accessibility.
  - Ensure the phone line is monitored during specified hours with after-hours support available for emergencies.
- 4.3. Dedicated Escalation Engineer
  - Assign a dedicated escalation engineer to handle high-priority issues and complex technical challenges.
  - Define escalation protocols to ensure rapid response and resolution for critical incidents.
  - Conduct regular review meetings with the escalation engineer to discuss recurring issues and potential long-term solutions.
- 4.4. Customized Helpdesk Workflow
  - Design and Implementation
    - Review current process and work with CalOps to streamline support tickets and tailor the process for CalOps' specific needs.
    - Include ticket prioritization, categorization, and escalation process.

- Training: Train CalOps staff on using the Help Desk system features to report and track issues effectively.
  - Reporting and Analytics: Implement regular reporting to track Help Desk performance, ticket resolution times, and user satisfaction.
- 4.5. Coordination of Facility IT Needs
- Cabling and Infrastructure
    - Plan and execute structured cabling projects for offices and conference rooms.
    - Ensure proper labeling and documentation of network connections.
    - Internet Upgrade
    - Coordinate with internet service provider(s) to upgrade internet services, to manage downtime and ensure minimal disruption.
  - Conference Room Setup
    - Design and implement conference room setups, including AV equipment, network connectivity, and peripheral integration.
    - Management of Zoom Accounts and Licenses
    - New Employment Onboarding – customize experience to their needs.
- 4.6. New Employee Onboarding
- Account Setup: Create user accounts for email and required systems with appropriate permissions.
  - Hardware Deployment: Configure and provide hardware with required software pre-installed.
  - Access Provisioning: Set up access to shared drives, applications, and collaboration tools with secure access and follow up to address issues and questions.

## 5. Hardware & Software Support

- 5.1. Hardware Support
- Installation and Configuration: Install and configure hardware devices, including computers, peripherals, and networking equipment.
  - Maintenance and Upgrades: Perform routine maintenance (updates and optimizations).
  - Diagnostics and Repair: Diagnose hardware issues and provide repair or coordinate replacement services.
  - Inventory Management: Maintain an updated inventory of all hardware assets including tracking lifecycle and warranty status.
  - End-of-Life Management: Decommission and responsibly dispose of or recycle outdated hardware.
- 5.2. Software Support
- Installation and Updates
    - Install and configure software applications, ensuring compatibility with existing systems.
    - Apply updates, patches, and upgrades to maintain software security and functionality.
  - Licensing and Compliance
    - Manage software licenses to ensure compliance with vendor agreements.
    - Monitor license usage and provide recommendations for renewals or adjustments.
  - Troubleshooting and Issue Resolution: Diagnose and resolve software-related issues and provide guidance on optimizing software for enhanced performance.
  - Proactive Monitoring and Alerts
    - Monitor hardware and software performance using automated tools.



- Respond to alerts indicating potential hardware failures or software vulnerabilities.
- Incident Management
  - Provide rapid response to hardware and software incidents, including remote or on-site support as needed.
  - Escalate unresolved issues to specialized teams or third-party vendors for further assistance.
- Pricing – Please see page for detailed breakdown

| <u>STRATEGIC IT ADVISORS</u>                         | <u>REMOTE TACTICAL TEAM SUPPORT</u>             | <u>PROACTIVE/CYBER SECURITY SERVICES</u>                  |
|--|---|---|
| ✓ Dedicated Manager / Technical Advisor              | ✓ Unlimited Concierge Helpdesk Support          | ✓ Security Patch Updates, Network Monitoring & Management |
| ✓ Concierge Hardware & Software Procurement Services | ✓ Complete Management of Servers & Workstations | ✓ Proactive System & Network Alerts                       |
| ✓ Complimentary Security Assessment & Review         | ✓ Employee Onboarding / Offboarding             | ✓ Managed Endpoint Detection & Response (EDR)             |
|  |   | ✓ Enhanced Email Security / Spam Filtering                |

# IT Services Delivery Model

Our proposed staffing plan includes a tactical team of technicians who will serve CalOps through a hybrid model of remote technical support and on-site support to effectively deliver a combination of services as detailed in our Scope of Work. With our unique experience in the IT industry, we specialize in providing tailored solutions that meet the needs of charter schools like CalOps.

We believe our approach will ensure a successful partnership that will support your specific IT needs and an estimated 400 users and devices. Our delivery team will provide responsive on-site support together with proactive remote support as summarized below.

## I. Unlimited Remote Help Desk Support

Our Help Desk services are provided as an around-the-clock commitment ensuring that competent IT Support Technicians are available to field all calls, emails, and requests for service to support your specific requirements. Our cloud-based online support portal allows users to submit support tickets from their PC desktops, laptops, or mobile phones. Users can also access IT support by calling a direct telephone number to speak directly with an IT team member.

## II. Remote Monitoring & Management

We will proactively monitor your network using our Remote Monitoring and Management (RMM) tool which supports minimizing downtime and efficiency through automation. RMM software enables our remote team of technicians to effectively maintain your networks, servers, desktops, and mobile devices.

The system will automatically notify the IT team in the event of a system outage or other anomaly. With insight into your network, our team can make updates and proactively stay ahead of issues. When problems arise, our team can resolve issues remotely. Our team is trained to monitor and identify issues early prior to a system outage or failure to ensure maximum up time.

## III. On-Site Technical Support (As Needed)

Our technicians are experienced problem solvers who will provide responsive on-site support on an as-needed basis and will ensure forward-thinking solutions to issues or requests requiring an elevated level of support.

Our technicians will:

- 1) Possess excellent customer service skills and the ability to work effectively with a variety of people.
- 2) Abide by all CalOps’s work policies and health protocols when present in facilities.

**IT Hourly Rate Schedule**

| IT CLASSIFICATION       | HOURLY RATE (\$) ON-SITE | IT CLASSIFICATION       | HOURLY RATE (\$) ON-SITE |
|-------------------------|--------------------------|-------------------------|--------------------------|
| Project Manager         | 215                      | Senior Systems Engineer | 165                      |
| Programmer/Developer    | 200                      | Systems Engineer        | 160                      |
| Senior Network Engineer | 190                      | Senior Systems Analyst  | 150                      |
| Network Engineer        | 155                      | Systems Analyst II      | 145                      |
| Senior Business Analyst | 190                      | Systems Analyst I       | 140                      |
| Business Analyst II     | 190                      | Senior IT Technician    | 135                      |
| Business Analyst I      | 155                      | IT Technician II        | 125                      |
|                         |                          | IT Technician I         | 120                      |

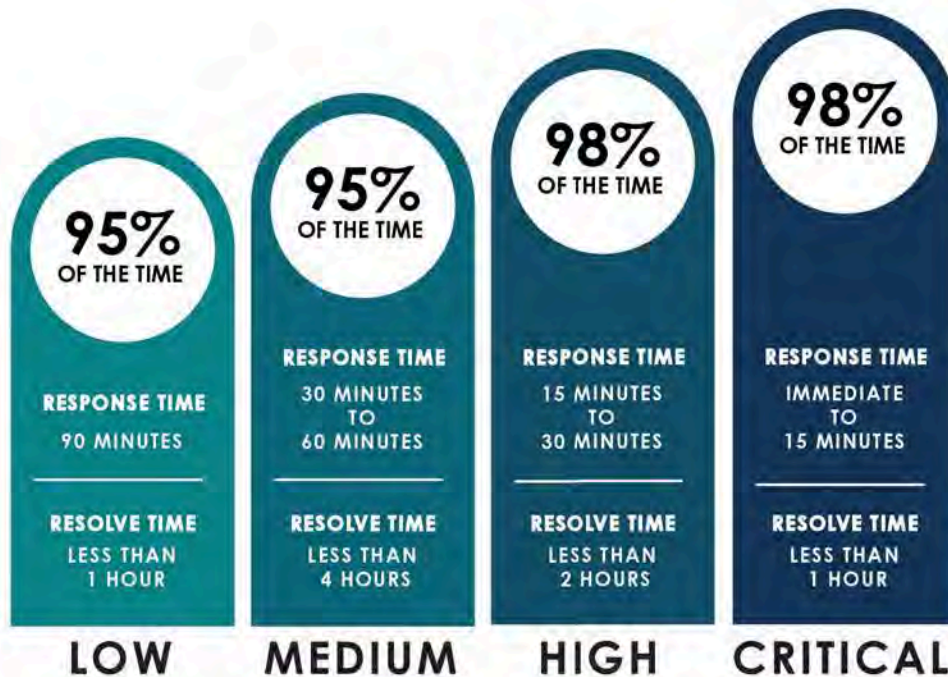
## Service Level Agreement

Soft MSP is positioned to support CalOps’ technical environment with agility and will adapt to your specific service needs and expectations. We will consult with you to tailor a Service Level Agreement (SLA) that ensures our service delivery consistently meets or exceeds your response-time expectations. Our response times during regular business hours are one to two (1-2) hours for Low Priority issues, one (1) hour for Medium Priority issues, and 15 to 30 minutes for High Priority issues.

Summarized below are the key elements of our standard SLA which will be customized for CalOps:

- One-reach local phone number and email address for emergency support.
- 24/7/365 support (option)
- Respond to emergency outages within 15 to 30 minutes during regular hours.
- Respond to emergency outages within 30 minutes during non-business hours.
- In case of an emergency, be on site within two hours.
- Provide unlimited technical phone support.
- Trouble Tickets will be acknowledged within 30 minutes during regular business hours.
- Standby support, with a maximum response time of 30 minutes outside regular work hours.

Our baseline SLA terms are structured to exceed your expectations, as illustrated below. We are committed to providing service excellence and will work with you to develop detailed metrics and specified response times to ensure we meet or exceed your SLA expectations.



# Pricing – Details

YEAR 1 – May 1<sup>st</sup> 2025 to April 30th 2026

| Student Hardware  |       |               |                        |
|---|-------|---------------|------------------------|
| Equipment   | Qty   | Cost          | Total Cost             |
| Chromebooks, Chromebook OS  |       | \$ 539.00     | \$                     |
| Staff Hardware  |       |               |                        |
| PC, Monitor, Docking Station, Cables, Mouse, Keyboard, Webcam                                       |       | \$ 1,859.00   | \$                     |
| SPED Devices  |       |               |                        |
| iPad, iPad cases, Webcam, MS Surface, Headsets, Printer, Printer Ink, Paper                         | 12    | \$ 1,815.00   | \$ 21,780.00           |
| <b>Total Hardware Cost</b>  |       |               | <b>\$ 21,780.00</b>    |
| Cybersecurity   |       |               |                        |
| Solution  | Qty   | Cost          | Total (Yearly Cost)    |
| MDR + SOC   | 500   | \$ 4.82       | \$ 28,920.00           |
| Cyber Security Training and Phishing Simulation   | 500   | \$ 2.00       | \$ 12,000.00           |
| SPAM Email Filtering  | 500   | \$ 4.00       | \$ 24,000.00           |
| Content Filtering (students)  | 10000 | \$ 0.52       | \$ 62,004.00           |
| Itopia  | 30    | \$ 100        | \$ \$3,000             |
| <b>Total Cybersecurity Cost</b>   |       |               | <b>\$ 129,924.00</b>   |
| Inventory Management  |       |               |                        |
| Empty Boxes, Shipments, Chargers, Asset tags, Stickers, Device retrieval, Inventory Update, Repairs |       |               | \$ 274,310             |
| <b>Total Cost</b>   |       |               | <b>\$ 274,310.00</b>   |
| Tier 1 Support - Students   |       |               |                        |
|   | Qty   | Cost (Yearly) | Yearly Cost            |
| Cradle to Grave Support   | 12000 | \$ 13.00      | \$ 1,872,000.00        |
| Provisioning Chromebooks  |       | \$            | \$                     |
| <b>Total Cost</b>   |       |               | <b>\$ 1,872,000.00</b> |
| IT Support - Staff  |       |               |                        |
|   | Qty   | Cost (Yearly) | Yearly Cost            |
| Cradle to Grave Support   | 500   | \$ 80.00      | \$ 480,000.00          |
| Imaging, Shipment, Packaging  |       | \$ 500.00     | \$                     |
| <b>Total Cost</b>   |       |               | <b>\$ 480,000.00</b>   |
| <b>Total Cost for Year 1</b>  |       |               | <b>\$ 2,778,014.00</b> |
| <b>Monthly Breakdown</b>  |       |               | <b>\$ 231,501.00</b>   |

# Pricing – Details

## YEAR 2 – May 1<sup>st</sup> 2026 to April 30th 2027

| Student Hardware  |       |               |                        |
|---|-------|---------------|------------------------|
| Equipment   | Qty   | Cost          | Total Cost             |
| Chromebook, Chromebook OS   |       | \$ 539.00     | \$                     |
| Staff Hardware  |       |               |                        |
| PC, Monitor, Docking Station, Cables, Mouse, Keyboard, Webcam                                       |       | \$ 1,859.00   | \$                     |
| SPED Devices  |       |               |                        |
| iPad, iPad cases, Webcam, MS Surface, Headsets, Printer, Printer Ink, Paper                         | 12    | \$ 1,815.00   | \$ 21,780.00           |
| <b>Total Hardware Cost</b>  |       |               | <b>\$ 21,780.00</b>    |
| Cybersecurity   |       |               |                        |
| Solution  | Qty   | Cost          | Total (Yearly Cost)    |
| MDR + SOC   | 500   | \$ 4.82       | \$ 28,920.00           |
| Cyber Security Training and Phishing Simulation   | 500   | \$ 2.00       | \$ 12,000.00           |
| SPAM Email Filtering  | 500   | \$ 4.00       | \$ 24,000.00           |
| Content Filtering (students)  | 10000 | \$ 0.52       | \$ 62,004.00           |
| Itopia  | 30    | \$ 100        | \$ 3,000               |
| <b>Total Cybersecurity Cost</b>   |       |               | <b>\$ 129,924.00</b>   |
| Inventory Management  |       |               |                        |
| Empty Boxes, Shipments, Chargers, Asset tags, Stickers, Device retrieval, Inventory Update, Repairs |       |               | \$ 274,310.00          |
| <b>Total Cost</b>   |       |               | <b>\$ 274,310.00</b>   |
| Tier 1 Support - Students   |       |               |                        |
|   | Qty   | Cost (Yearly) | Yearly Cost            |
| Cradle to Grave Support   | 12000 | \$ 13.00      | \$ 1,872,000.00        |
| Provisioning Chromebooks  |       | \$            | \$                     |
| <b>Total Cost</b>   |       |               | <b>\$ 1,872,000.00</b> |
| IT Support - Staff  |       |               |                        |
|   | Qty   | Cost (Yearly) | Yearly Cost            |
| Cradle to Grave Support   | 500   | \$ 80.00      | \$ 480,000.00          |
| Imaging, Shipment, Packaging  |       | \$ 500.00     | \$                     |
| <b>Total Cost</b>   |       |               | <b>\$ 480,000.00</b>   |
| <b>Total Cost for Year 1</b>  |       |               | <b>\$ 2,778,014.00</b> |
| <b>Monthly Breakdown</b>  |       |               | <b>\$ 231,501.00</b>   |

# Pricing – Details

YEAR 3 - May 1<sup>st</sup>, 2027, to April 30th 2028

| Student Hardware  |       |               |                        |
|---|-------|---------------|------------------------|
| Equipment   | Qty   | Cost          | Total Cost             |
| Chromebook, Chromebook OS   |       | \$ 539.00     | \$                     |
| Staff Hardware  |       |               |                        |
| PC, Monitor, Docking Station, Cables, Mouse, Keyboard, Webcam                                       |       | \$ 1,859.00   | \$                     |
| SPED Devices  |       |               |                        |
| iPad, iPad cases, Webcam, MS Surface, Headsets, Printer, Printer Ink, Paper                         | 12    | \$ 1,815.00   | \$ 21,780.00           |
| <b>Total Hardware Cost</b>  |       |               | <b>\$ 21,780.00</b>    |
| Cybersecurity   |       |               |                        |
| Solution  | Qty   | Cost          | Total (Yearly Cost)    |
| MDR + SOC   | 500   | \$ 4.82       | \$ 28,920.00           |
| Cyber Security Training and Phishing Simulation   | 500   | \$ 2.00       | \$ 12,000.00           |
| SPAM Email Filtering  | 500   | \$ 4.00       | \$ 24,000.00           |
| Content Filtering (students)  | 10000 | \$ 0.52       | \$ 62,004.00           |
| Itopia  | 30    | \$ 100        | \$ 3,000               |
| <b>Total Cybersecurity Cost</b>   |       |               | <b>\$ 129,924.00</b>   |
| Inventory Management  |       |               |                        |
| Empty Boxes, Shipments, Chargers, Asset tags, Stickers, Device retrieval, Inventory Update, Repairs |       |               | \$ 274,310.00          |
| <b>Total Cost</b>   |       |               | <b>\$ 274,310.00</b>   |
| Tier 1 Support - Students   |       |               |                        |
|   | Qty   | Cost (Yearly) | Yearly Cost            |
| Cradle to Grave Support   | 12000 | \$ 13.00      | \$ 1,872,000.00        |
| Provisioning Chromebooks  |       | \$            | \$                     |
| <b>Total Cost</b>   |       |               | <b>\$ 1,872,000.00</b> |
| IT Support - Staff  |       |               |                        |
|   | Qty   | Cost (Yearly) | Yearly Cost            |
| Cradle to Grave Support   | 500   | \$ 80.00      | \$ 480,000.00          |
| Imaging, Shipment, Packaging  |       | \$ 500.00     | \$                     |
| <b>Total Cost</b>   |       |               | <b>\$ 480,000.00</b>   |
| <b>Total Cost for Year 1</b>  |       |               | <b>\$ 2,778,014.00</b> |
| <b>Monthly Breakdown</b>  |       |               | <b>\$ 231,501.00</b>   |

## Commencement Date

This Agreement shall commence and become effective as of May 1st, 2025 (the "Effective Date") and shall remain in full force and effect in accordance with the terms and conditions set forth herein. First invoice will be issued to CalOPS on May 1<sup>st</sup>, 2025. SoftMSP will bill CalOPS for the remaining month of April accordance to pro-rated cost. Final invoice per pervious contract will be issued on April 30<sup>th</sup>, 2025.

Any future expansion of CalOPS shall be discussed in details and new amendment will be agreed upon.

## Terms and Conditions

### 1. Definitions

For the purposes of this Agreement, the following terms shall have the meanings set forth below:

- **"Agreement"** refers to this legally binding contract, including all schedules, exhibits, and appendices attached hereto.
- **"Party" or "Parties"** means the entities entering into this Agreement, individually and collectively.
- **"Effective Date"** means May 1, 2025, the date upon which this Agreement shall commence.

### 2. Scope of Services

The Parties agree to perform their respective obligations as outlined in this Agreement. Each Party shall execute its duties in a professional and workmanlike manner, consistent with applicable industry standards.

### 3. Term and Termination

a. This Agreement shall commence on the Effective Date and shall continue in effect until terminated in accordance with the provisions herein.

b. Either Party may terminate this Agreement without cause by providing the other Party with no less than ninety (90) calendar days' prior written notice of termination. Such notice shall specify the effective date of termination and shall be delivered in accordance with the notice provisions set forth in this Agreement. Termination pursuant to this Section shall not relieve either Party of any obligations incurred prior to the effective date of termination, including, but not limited to, payment for services rendered or goods delivered.

### 4. Payment Terms

Unless otherwise specified, all payments due under this Agreement shall be made within thirty (30) days of receipt of a valid invoice.

### 5. Confidentiality

Each Party agrees to maintain in strict confidence all non-public, proprietary, or confidential information disclosed in connection with this Agreement and to use such information solely for the performance of its obligations hereunder.

**6. Intellectual Property**

Unless otherwise agreed in writing, all intellectual property created solely by one Party in connection with the performance of this Agreement shall remain the sole and exclusive property of that Party.

**7. Indemnification**

Each Party shall indemnify, defend, and hold harmless the other Party and its officers, directors, employees, and agents from and against any and all claims, liabilities, losses, damages, and expenses arising out of or related to the indemnifying Party's breach of this Agreement, negligence, or willful misconduct.

**8. Limitation of Liability**

In no event shall either Party be liable to the other for any indirect, incidental, consequential, special, or punitive damages, including loss of profits or business interruption, arising out of or in connection with this Agreement, even if advised of the possibility of such damages.

**9. Entire Agreement**

This Agreement constitutes the entire agreement between the Parties with respect to the subject matter hereof and supersedes all prior and contemporaneous understandings, agreements, representations, and warranties, whether written or oral.

**10. Amendments and Waivers**

Limited modification, amendment, or waiver of any provision of this Agreement shall be effective unless in writing and signed by both Parties.

**11. Severability**

If any provision of this Agreement is found to be invalid, illegal, or unenforceable, the remaining provisions shall remain in full force and effect.

**IN WITNESS WHEREOF**, the parties hereto have executed this Agreement as of the Effective Date.

**California Online Public Schools**

Signature: DocuSigned by:  
Richard Savage  
3E5D9F2CDCCC10C

Name: Richard Savage

Title: Superintendent

Date: 4/8/2025

**SoftMSP LLC.**

Signed by:  
**Signature:** Sangar Safi  
6484325AB94746G...

**Name:** Sangar safi

**Title:** CEO

**Date:** 4/8/2025

## Coversheet

### Approval of Form 990 (attached)

|                          |   |
|--------------------------|---|
| <b>Section:</b>          | VI. Action Items                                      |
| <b>Item:</b>             | A. Approval of Form 990 (attached)                    |
| <b>Purpose:</b>          | Vote  |
| <b>Submitted by:</b>     |   |
| <b>Related Material:</b> | California Online Public Schools 990 draft 5.8.25.pdf |



LiffenLarsenAllen LLP  
LALawnext.com

May 8, 2025

California Online Public Schools  
33272 Valle Rd  
San Juan Capistrano, CA 92675

California Online Public Schools:

Enclosed is the organization's 2023 Exempt Organization return.

Specific filing instructions are as follows.

### **FORM 990 RETURN:**

This return has qualified for electronic filing. After you have reviewed the return for completeness and accuracy, please sign, date and return Form 8879-TE to our office. We will transmit the return electronically to the IRS and no further action is required. Please return Form 8879-TE to us as soon as possible, but no later than by May 15, 2025 the filing deadline.

In addition, tax-exempt organizations must make available for public inspection a copy of their annual returns for the preceding three years and exemption application, if applicable. An organization generally must furnish filings to anyone who requests them in person or in writing. An exempt organization may meet this requirement by posting all the documents on its website or at another organizations site as part of a database of similar materials. Specific requirements must be met to meet this exception.

### **CALIFORNIA FORM 199 RETURN:**

The California Form 199 return has qualified for electronic filing. After you have reviewed your return for completeness and accuracy, please sign, date and return Form 8453-EO to our office. We will then transmit your return to the FTB. Do not mail the paper copy of the return to the FTB.

No payment is required.

### **A few final reminders relating to your tax return filings:**

- There are substantial penalties for failure to properly disclose and report foreign financial accounts and foreign activity. Please make sure you have informed us of any foreign financial accounts or foreign activity so that we have the necessary information to complete any required disclosures or filings.
- Be sure to review the returns prior to signing as you have final responsibility for all information included in the returns. Please contact us if you have any questions or concerns.
- We recommend you keep a paper or electronic copy of your tax returns permanently. Supporting documentation should be kept for a minimum of seven years based on IRS guidance.

CLA exists to create opportunities – for our clients, our people, and our communities. We value our relationship with you and thank you for your trust and confidence in allowing us to serve you. If we can assist you in making strategic, informed decisions in areas of tax or beyond, please contact us as questions arise throughout the year.

Sincerely,

CliftonLarsonAllen LLP

DRAFT-FOR DISCUSSION  
PURPOSES ONLY



CliftonLarsonAllen LLP  
CLAconnect.com

**CALIFORNIA ONLINE PUBLIC SCHOOLS**  
**FORM 990 INCOME TAX RETURN**  
**FOR YEAR ENDED JUNE 30, 2024**

**DRAFT-FOR DISCUSSION ONLY**  
**PURPOSES ONLY**

|   |   |  |
|---|---|--|
| Form <b>8879-TE</b><br><br>Department of the Treasury<br>Internal Revenue Service | <h2 style="margin:0;">IRS E-file Signature Authorization<br/>for a Tax Exempt Entity</h2> <p style="margin:0;">For calendar year 2023, or fiscal year beginning <u>JUL 1</u>, 2023, and ending <u>JUN 30</u>, 20<u>24</u></p> <p style="margin:0;"><b>Do not send to the IRS. Keep for your records.</b><br/>Go to <a href="http://www.irs.gov/Form8879TE">www.irs.gov/Form8879TE</a> for the latest information.</p> | OMB No. 1545-0047<br><br><h1 style="font-size: 2em; margin:0;">2023</h1> |
|---|---|--|

|   |                                 |
|---|---------------------------------|
| Name of filer<br><b>CALIFORNIA ONLINE PUBLIC SCHOOLS</b>  | EIN or SSN<br><b>51-0596749</b> |
| Name and title of officer or person subject to tax<br><b>RICHARD SAVAGE<br/>SUPER INTENDENT</b> |                                 |

**Part I Type of Return and Return Information**

Check the box for the return for which you are using this Form 8879-TE and enter the applicable amount, if any, from the return. Form 8038-CP and Form 5330 filers may enter dollars and cents. For all other forms, enter whole dollars only. If you check the box on line 1a, 2a, 3a, 4a, 5a, 6a, 7a, 8a, 9a, or 10a below, and the amount on that line for the return being filed with this form was blank, then leave line 1b, 2b, 3b, 4b, 5b, 6b, 7b, 8b, 9b, or 10b, whichever is applicable, blank (do not enter -0-). But, if you entered -0- on the return, then enter -0- on the applicable line below. Do not complete more than one line in Part I.

|  |  |                        |
|--|--|------------------------|
| 1a Form 990 check here <input checked="" type="checkbox"/> | b Total revenue, if any (Form 990, Part VIII, column (A), line 12) .....     | 1b <u>123,911,138.</u> |
| 2a Form 990-EZ check here <input type="checkbox"/>         | b Total revenue, if any (Form 990-EZ, line 9) .....                          | 2b _____               |
| 3a Form 1120-POL check here <input type="checkbox"/>       | b Total tax (Form 1120-POL, line 22) .....                                   | 3b _____               |
| 4a Form 990-PF check here <input type="checkbox"/>         | b Tax based on investment income (Form 990-PF, Part V, line 5) .....         | 4b _____               |
| 5a Form 8868 check here <input type="checkbox"/>           | b Balance due (Form 8868, line 3c) .....                                     | 5b _____               |
| 6a Form 990-T check here <input type="checkbox"/>          | b Total tax (Form 990-T, Part III, line 4) .....                             | 6b _____               |
| 7a Form 4720 check here <input type="checkbox"/>           | b Total tax (Form 4720, Part III, line 1) .....                              | 7b _____               |
| 8a Form 5227 check here <input type="checkbox"/>           | b FMV of assets at end of tax year (Form 5227, Item D) .....                 | 8b _____               |
| 9a Form 5330 check here <input type="checkbox"/>           | b Tax due (Form 5330, Part II, line 19) .....                                | 9b _____               |
| 10a Form 8038-CP check here <input type="checkbox"/>       | b Amount of credit payment requested (Form 8038-CP, Part III, line 22) ..... | 10b _____              |

**Part II Declaration and Signature Authorization of Officer or Person Subject to Tax**

Under penalties of perjury, I declare that  I am an officer of the above entity or  I am a person subject to tax with respect to (name of entity) \_\_\_\_\_, (EIN) \_\_\_\_\_ and that I have examined a copy of the 2023 electronic return and accompanying schedules and statements, and, to the best of my knowledge and belief, they are true, correct, and complete. I further declare that the amount in Part I above is the amount shown on the copy of the electronic return. I consent to allow my intermediate service provider, transmitter, or electronic return originator (ERO) to send the return to the IRS and to receive from the IRS (a) an acknowledgement of receipt or reason for rejection of the transmission, (b) the reason for any delay in processing the return or refund, and (c) the date of any refund. If applicable, I authorize the U.S. Treasury and its designated Financial Agent to initiate an electronic funds withdrawal (direct debit) entry to the financial institution account indicated in the tax preparation software for payment of the federal taxes owed on this return, and the financial institution to debit the entry to this account. To revoke a payment, I must contact the U.S. Treasury Financial Agent at 1-888-353-4537 no later than 2 business days prior to the payment (settlement) date. I also authorize the financial institutions involved in the processing of the electronic payment of taxes to receive confidential information necessary to answer inquiries and resolve issues related to the payment. I have selected a personal identification number (PIN) as my signature for the electronic return and, if applicable, the consent to electronic funds withdrawal.

**PIN: check one box only**

I authorize CLIFTONLARSONALLEN LLP to enter my PIN 22100  
ERO firm name Enter five numbers, but do not enter all zeros

as my signature on the tax year 2023 electronically filed return. If I have indicated within this return that a copy of the return is being filed with a state agency(ies) regulating charities as part of the IRS Fed/State program, I also authorize the aforementioned ERO to enter my PIN on the return's disclosure consent screen.

As an officer or person subject to tax with respect to the entity, I will enter my PIN as my signature on the tax year 2023 electronically filed return. If I have indicated within this return that a copy of the return is being filed with a state agency(ies) regulating charities as part of the IRS Fed/State program, I will enter my PIN on the return's disclosure consent screen.

Signature of officer or person subject to tax \_\_\_\_\_ Date \_\_\_\_\_

**Part III Certification and Authentication**

ERO's EFIN/PIN. Enter your six-digit electronic filing identification number (EFIN) followed by your five-digit self-selected PIN. **95405291740**  
Do not enter all zeros

I certify that the above numeric entry is my PIN, which is my signature on the 2023 electronically filed return indicated above. I confirm that I am submitting this return in accordance with the requirements of Pub. 4163, Modernized e-File (MeF) Information for Authorized IRS e-file Providers for Business Returns.

ERO's signature MEI-LI HUANG Date 05/08/25

**ERO Must Retain This Form - See Instructions**  
**Do Not Submit This Form to the IRS Unless Requested To Do So**

For Privacy Act and Paperwork Reduction Act Notice, see instructions. Form **8879-TE** (2023)

Form **990**

# Return of Organization Exempt From Income Tax

OMB No. 1545-0047

Under section 501(c), 527, or 4947(a)(1) of the Internal Revenue Code (except private foundations)  
 Do not enter social security numbers on this form as it may be made public.  
 Go to [www.irs.gov/Form990](http://www.irs.gov/Form990) for instructions and the latest information.

**2023**

Open to Public Inspection

**A** For the 2023 calendar year, or tax year beginning **JUL 1, 2023** and ending **JUN 30, 2024**

|  |   |  |
|--|---|--|
| <b>B</b> Check if applicable:<br><br><input type="checkbox"/> Address change<br><input type="checkbox"/> Name change<br><input type="checkbox"/> Initial return<br><input type="checkbox"/> Final return/terminated<br><input type="checkbox"/> Amended return<br><input type="checkbox"/> Application pending | <b>C</b> Name of organization<br><b>CALIFORNIA ONLINE PUBLIC SCHOOLS</b><br>Doing business as<br>Number and street (or P.O. box if mail is not delivered to street address) Room/suite<br><b>33272 VALLE RD</b><br>City or town, state or province, country, and ZIP or foreign postal code<br><b>SAN JUAN CAPISTRANO, CA 92675</b><br><b>F</b> Name and address of principal officer: <b>JAMES STOCKDALE</b><br><b>SAME AS C ABOVE</b> | <b>D</b> Employer identification number<br><b>51-0596749</b><br><b>E</b> Telephone number<br><b>(800)906-5166</b><br><b>G</b> Gross receipts \$ <b>123,911,138.</b><br><b>H(a)</b> Is this a group return for subordinates? <input type="checkbox"/> Yes <input checked="" type="checkbox"/> No<br><b>H(b)</b> Are all subordinates included? <input type="checkbox"/> Yes <input type="checkbox"/> No<br>If "No," attach a list. See instructions<br><b>H(c)</b> Group exemption number |
| <b>I</b> Tax-exempt status: <input checked="" type="checkbox"/> 501(c)(3) <input type="checkbox"/> 501(c)( ) (insert no.) <input type="checkbox"/> 4947(a)(1) or <input type="checkbox"/> 527  |   |  |
| <b>J</b> Website: <b>CALIFORNIAOPS.ORG</b>   |   |  |
| <b>K</b> Form of organization: <input checked="" type="checkbox"/> Corporation <input type="checkbox"/> Trust <input type="checkbox"/> Association <input type="checkbox"/> Other  |   | <b>L</b> Year of formation: <b>2006</b> <b>M</b> State of legal domicile: <b>CA</b>  |

**Part I Summary**

|  |   |  |                     |
|--|---|--|---------------------|
|  | <b>1</b> Briefly describe the organization's mission or most significant activities: <b>TO OFFER STUDENTS A PERSONALIZED LEARNING APPROACH TO ACHIEVE POTENTIAL AND HIGH PERFORMANCE.</b> |  |                     |
|  | <b>2</b> Check this box <input type="checkbox"/> if the organization discontinued its operations or disposed of more than 25% of its net assets.  |  |                     |
| Activities & Governance  | <b>3</b> Number of voting members of the governing body (Part VI, line 1a) .....  | <b>3</b>   | <b>7</b>            |
|  | <b>4</b> Number of independent voting members of the governing body (Part VI, line 1b) .....  | <b>4</b>   | <b>7</b>            |
|  | <b>5</b> Total number of individuals employed in calendar year 2023 (Part V, line 2a) .....   | <b>5</b>   | <b>493</b>          |
|  | <b>6</b> Total number of volunteers (estimate if necessary) .....   | <b>6</b>   | <b>7</b>            |
|  | <b>7a</b> Total unrelated business revenue from Part VIII, column (C), line 12 .....  | <b>7a</b>  | <b>0.</b>           |
|  | <b>b</b> Net unrelated business taxable income from Form 990-T, Part I, line 11 .....   | <b>7b</b>  | <b>0.</b>           |
|  | Revenue   | <b>8</b> Contributions and grants (Part VIII, line 1h) .....                     | <b>105,884,503.</b> |
| <b>9</b> Program service revenue (Part VIII, line 2g) .....  |   | <b>0.</b>  | <b>0.</b>           |
| <b>10</b> Investment income (Part VIII, column (A), lines 3, 4, and 7d) .....                      |   | <b>109,565.</b>  | <b>236,347.</b>     |
| <b>11</b> Other revenue (Part VIII, column (A), lines 5, 6d, 8c, 9c, 10c, and 11e) .....           |   | <b>7,547.</b>  | <b>0.</b>           |
| <b>12</b> Total revenue - add lines 8 through 11 (must equal Part VIII, column (A), line 12) ..... |   | <b>106,001,615.</b>  | <b>123,911,138.</b> |
| Expenses   |   | <b>13</b> Grants and similar amounts paid (Part IX, column (A), lines 1-3) ..... | <b>0.</b>           |
|  | <b>14</b> Benefits paid to or for members (Part IX, column (A), line 4) .....   | <b>0.</b>  | <b>0.</b>           |
|  | <b>15</b> Salaries, other compensation, employee benefits (Part IX, column (A), lines 5-10) .....   | <b>47,587,487.</b>   | <b>56,122,603.</b>  |
|  | <b>16a</b> Professional fundraising fees (Part IX, column (A), line 11e) .....  | <b>0.</b>  | <b>0.</b>           |
|  | <b>b</b> Total fundraising expenses (Part IX, column (D), line 25) .....  | <b>0.</b>  |                     |
|  | <b>17</b> Other expenses (Part IX, column (A), lines 11a-11d, 11f-24e) .....  | <b>49,813,233.</b>   | <b>65,589,840.</b>  |
| <b>18</b> Total expenses. Add lines 13-17 (must equal Part IX, column (A), line 25) .....          | <b>97,400,720.</b>  | <b>121,712,443.</b>  |                     |
| <b>19</b> Revenue less expenses. Subtract line 18 from line 12 .....                               | <b>8,600,895.</b>   | <b>2,198,695.</b>  |                     |
| Net Assets or Fund Balances  | <b>20</b> Total assets (Part X, line 16) .....  | <b>62,873,368.</b>   | <b>63,195,737.</b>  |
|  | <b>21</b> Total liabilities (Part X, line 26) .....   | <b>39,551,651.</b>   | <b>37,675,325.</b>  |
|  | <b>22</b> Net assets or fund balances. Subtract line 21 from line 20 .....  | <b>23,321,717.</b>   | <b>25,520,412.</b>  |

**Part II Signature Block**

Under penalties of perjury, I declare that I have examined this return, including accompanying schedules and statements, and to the best of my knowledge and belief, it is true, correct, and complete. Declaration of preparer (other than officer) is based on all information of which preparer has any knowledge.

|                               |   |   |                          |   |                          |
|-------------------------------|---|---|--------------------------|---|--------------------------|
| <b>Sign Here</b>              | Signature of officer<br><b>RICHARD SAVAGE, SUPERINTENDENT</b>     | Date  |                          |   |                          |
|                               | Type or print name and title                                      |   |                          |   |                          |
| <b>Paid Preparer Use Only</b> | Print/Type preparer's name<br><b>MEI-LI HUANG</b>                 | Preparer's signature<br><b>MEI-LI HUANG</b> | Date<br><b>05/08/25</b>  | Check <input type="checkbox"/> if self-employed | PTIN<br><b>P02383735</b> |
|                               | Firm's name<br><b>CLIFTONLARSONALLEN LLP</b>                      | Firm's EIN<br><b>41-0746749</b>             | Phone no. (626) 857-7300 |   |                          |
|                               | Firm's address<br><b>2210 EAST ROUTE 66<br/>GLENORA, CA 91740</b> |   |                          |   |                          |

May the IRS discuss this return with the preparer shown above? See instructions  Yes  No

**Part III** Statement of Program Service Accomplishments

Check if Schedule O contains a response or note to any line in this Part III

1 Briefly describe the organization's mission:  
**TO EDUCATE AND TO EMPOWER COMPASSIONATE GLOBAL CITIZENS BY LEVERAGING 21ST CENTURY EDUCATION RESOURCES ON BEHALF OF STUDENTS WHO NEED A MORE PERSONALIZED APPROACH TO LEARNING TO MAXIMIZE THESE STUDENTS' POTENTIAL AND MEET THE HIGHEST PERFORMANCE STANDARDS.**

2 Did the organization undertake any significant program services during the year which were not listed on the prior Form 990 or 990-EZ?  Yes  No  
If "Yes," describe these new services on Schedule O.

3 Did the organization cease conducting, or make significant changes in how it conducts, any program services?  Yes  No  
If "Yes," describe these changes on Schedule O.

4 Describe the organization's program service accomplishments for each of its three largest program services, as measured by expenses. Section 501(c)(3) and 501(c)(4) organizations are required to report the amount of grants and allocations to others, the total expenses, and revenue, if any, for each program service reported.

4a (Code: \_\_\_\_\_) (Expenses \$ 85,247,275. including grants of \$ \_\_\_\_\_) (Revenue \$ \_\_\_\_\_)  
**CALIFORNIA ONLINE PUBLIC SCHOOLS OPERATES SIX CALIFORNIA CONNECTIONS ACADEMIES AT THE FOLLOWING LOCATIONS: CENTRAL, NORTH BAY, SOUTHERN CALIFORNIA, CENTRAL COAST, RIPON, AND MONTEREY BAY. THE ACADEMY SERVES GRADES TK-12 AND PROVIDES A FORM OF PUBLIC SCHOOL THAT STUDENTS ATTEND FROM HOME USING THE INTERNET TO CONNECT TO TEACHERS. THEIR MISSION IS ACCOMPLISHED THROUGH A UNIQUELY INDIVIDUALIZED LEARNING PROGRAM THAT COMBINES THE BEST IN VIRTUAL EDUCATION WITH REAL CONNECTIONS AMONG STUDENTS, FAMILY, TEACHERS, AND THE COMMUNITY TO PROMOTE ACADEMIC AND EMOTIONAL SUCCESS FOR EVERY LEARNER. THE CHARTER SCHOOL PROGRAM PROVIDES A HIGH-QUALITY, HIGH-TECH, HIGH-INTERACTION VIRTUAL "SCHOOL WITHOUT WALLS" THAT BRINGS AN ACCREDITED TUITION FREE PUBLIC EDUCATIONAL PROGRAM DIRECTLY INTO THE HOMES OF STUDENTS IN GRADES**

4b (Code: \_\_\_\_\_) (Expenses \$ \_\_\_\_\_ including grants of \$ \_\_\_\_\_) (Revenue \$ \_\_\_\_\_)

4c (Code: \_\_\_\_\_) (Expenses \$ \_\_\_\_\_ including grants of \$ \_\_\_\_\_) (Revenue \$ \_\_\_\_\_)

4d Other program services (Describe on Schedule O.)  
(Expenses \$ \_\_\_\_\_ including grants of \$ \_\_\_\_\_) (Revenue \$ \_\_\_\_\_)

4e Total program service expenses 85,247,275.

**Part IV Checklist of Required Schedules**

|  | Yes | No |
|--|-----|----|
| 1 Is the organization described in section 501(c)(3) or 4947(a)(1) (other than a private foundation)?<br><i>If "Yes," complete Schedule A</i>  | X   |    |
| 2 Is the organization required to complete <i>Schedule B, Schedule of Contributors</i> ? See instructions  |     | X  |
| 3 Did the organization engage in direct or indirect political campaign activities on behalf of or in opposition to candidates for public office? <i>If "Yes," complete Schedule C, Part I</i>  |     | X  |
| 4 <b>Section 501(c)(3) organizations.</b> Did the organization engage in lobbying activities, or have a section 501(h) election in effect during the tax year? <i>If "Yes," complete Schedule C, Part II</i>   |     | X  |
| 5 Is the organization a section 501(c)(4), 501(c)(5), or 501(c)(6) organization that receives membership dues, assessments, or similar amounts as defined in Rev. Proc. 98-19? <i>If "Yes," complete Schedule C, Part III</i>  |     | X  |
| 6 Did the organization maintain any donor advised funds or any similar funds or accounts for which donors have the right to provide advice on the distribution or investment of amounts in such funds or accounts? <i>If "Yes," complete Schedule D, Part I</i>  |     | X  |
| 7 Did the organization receive or hold a conservation easement, including easements to preserve open space, the environment, historic land areas, or historic structures? <i>If "Yes," complete Schedule D, Part II</i>  |     | X  |
| 8 Did the organization maintain collections of works of art, historical treasures, or other similar assets? <i>If "Yes," complete Schedule D, Part III</i>   |     | X  |
| 9 Did the organization report an amount in Part X, line 21, for escrow or custodial account liability; serve as a custodian for amounts not listed in Part X; or provide credit counseling, debt management, credit repair, or debt negotiation services? <i>If "Yes," complete Schedule D, Part IV</i>            |     | X  |
| 10 Did the organization, directly or through a related organization, hold assets in donor-restricted endowments or in quasi-endowments? <i>If "Yes," complete Schedule D, Part V</i>   |     | X  |
| 11 If the organization's answer to any of the following questions is "Yes," then complete Schedule D, Parts VI, VII, VIII, IX, or X, as applicable.  |     |    |
| a Did the organization report an amount for land, buildings, and equipment in Part X, line 10? <i>If "Yes," complete Schedule D, Part VI</i>   | X   |    |
| b Did the organization report an amount for investments - other securities in Part X, line 12, that is 5% or more of its total assets reported in Part X, line 16? <i>If "Yes," complete Schedule D, Part VII</i>  |     | X  |
| c Did the organization report an amount for investments - program related in Part X, line 13, that is 5% or more of its total assets reported in Part X, line 16? <i>If "Yes," complete Schedule D, Part VIII</i>  |     | X  |
| d Did the organization report an amount for other assets in Part X, line 15, that is 5% or more of its total assets reported in Part X, line 16? <i>If "Yes," complete Schedule D, Part IX</i>   |     | X  |
| e Did the organization report an amount for other liabilities in Part X, line 25? <i>If "Yes," complete Schedule D, Part X</i>   | X   |    |
| f Did the organization's separate or consolidated financial statements for the tax year include a footnote that addresses the organization's liability for uncertain tax positions under FIN 48 (ASC 740)? <i>If "Yes," complete Schedule D, Part X</i>  | X   |    |
| 12a Did the organization obtain separate, independent audited financial statements for the tax year? <i>If "Yes," complete Schedule D, Parts XI and XII</i>  | X   |    |
| b Was the organization included in consolidated, independent audited financial statements for the tax year?<br><i>If "Yes," and if the organization answered "No" to line 12a, then completing Schedule D, Parts XI and XII is optional</i>  |     | X  |
| 13 Is the organization a school described in section 170(b)(1)(A)(ii)? <i>If "Yes," complete Schedule E</i>  | X   |    |
| 14a Did the organization maintain an office, employees, or agents outside of the United States?  |     | X  |
| b Did the organization have aggregate revenues or expenses of more than \$10,000 from grantmaking, fundraising, business, investment, and program service activities outside the United States, or aggregate foreign investments valued at \$100,000 or more? <i>If "Yes," complete Schedule F, Parts I and IV</i> |     | X  |
| 15 Did the organization report on Part IX, column (A), line 3, more than \$5,000 of grants or other assistance to or for any foreign organization? <i>If "Yes," complete Schedule F, Parts II and IV</i>   |     | X  |
| 16 Did the organization report on Part IX, column (A), line 3, more than \$5,000 of aggregate grants or other assistance to or for foreign individuals? <i>If "Yes," complete Schedule F, Parts III and IV</i>   |     | X  |
| 17 Did the organization report a total of more than \$15,000 of expenses for professional fundraising services on Part IX, column (A), lines 6 and 11e? <i>If "Yes," complete Schedule G, Part I.</i> See instructions   |     | X  |
| 18 Did the organization report more than \$15,000 total of fundraising event gross income and contributions on Part VIII, lines 1c and 8a? <i>If "Yes," complete Schedule G, Part II</i>   |     | X  |
| 19 Did the organization report more than \$15,000 of gross income from gaming activities on Part VIII, line 9a? <i>If "Yes," complete Schedule G, Part III</i>   |     | X  |
| 20a Did the organization operate one or more hospital facilities? <i>If "Yes," complete Schedule H</i>   |     | X  |
| b <i>If "Yes" to line 20a, did the organization attach a copy of its audited financial statements to this return?</i>  |     |    |
| 21 Did the organization report more than \$5,000 of grants or other assistance to any domestic organization or domestic government on Part IX, column (A), line 1? <i>If "Yes," complete Schedule I, Parts I and II</i>  |     | X  |

**Part IV Checklist of Required Schedules** (continued)

|   | Yes | No |
|---|-----|----|
| 22 Did the organization report more than \$5,000 of grants or other assistance to or for domestic individuals on Part IX, column (A), line 2? If "Yes," complete Schedule I, Parts I and III  |     | X  |
| 23 Did the organization answer "Yes" to Part VII, Section A, line 3, 4, or 5, about compensation of the organization's current and former officers, directors, trustees, key employees, and highest compensated employees? If "Yes," complete Schedule J  | X   |    |
| 24a Did the organization have a tax-exempt bond issue with an outstanding principal amount of more than \$100,000 as of the last day of the year, that was issued after December 31, 2002? If "Yes," answer lines 24b through 24d and complete Schedule K. If "No," go to line 25a  |     | X  |
| b Did the organization invest any proceeds of tax-exempt bonds beyond a temporary period exception?   |     |    |
| c Did the organization maintain an escrow account other than a refunding escrow at any time during the year to defease any tax-exempt bonds?  |     |    |
| d Did the organization act as an "on behalf of" issuer for bonds outstanding at any time during the year?   |     |    |
| 25a Section 501(c)(3), 501(c)(4), and 501(c)(29) organizations. Did the organization engage in an excess benefit transaction with a disqualified person during the year? If "Yes," complete Schedule L, Part I  |     | X  |
| b Is the organization aware that it engaged in an excess benefit transaction with a disqualified person in a prior year, and that the transaction has not been reported on any of the organization's prior Forms 990 or 990-EZ? If "Yes," complete Schedule L, Part I   |     | X  |
| 26 Did the organization report any amount on Part X, line 5 or 22, for receivables from or payables to any current or former officer, director, trustee, key employee, creator or founder, substantial contributor, or 35% controlled entity or family member of any of these persons? If "Yes," complete Schedule L, Part II   |     | X  |
| 27 Did the organization provide a grant or other assistance to any current or former officer, director, trustee, key employee, creator or founder, substantial contributor or employee thereof, a grant selection committee member, or to a 35% controlled entity (including an employee thereof) or family member of any of these persons? If "Yes," complete Schedule L, Part III |     | X  |
| 28 Was the organization a party to a business transaction with one of the following parties? (See the Schedule L, Part IV, instructions for applicable filing thresholds, conditions, and exceptions):  |     |    |
| a A current or former officer, director, trustee, key employee, creator or founder, or substantial contributor? If "Yes," complete Schedule L, Part IV  |     | X  |
| b A family member of any individual described in line 28a? If "Yes," complete Schedule L, Part IV   |     | X  |
| c A 35% controlled entity of one or more individuals and/or organizations described in line 28a or 28b? If "Yes," complete Schedule L, Part IV  |     | X  |
| 29 Did the organization receive more than \$25,000 in noncash contributions? If "Yes," complete Schedule M  |     | X  |
| 30 Did the organization receive contributions of art, historical treasures, or other similar assets, or qualified conservation contributions? If "Yes," complete Schedule M   |     | X  |
| 31 Did the organization liquidate, terminate, or dissolve and cease operations? If "Yes," complete Schedule N, Part I   |     | X  |
| 32 Did the organization sell, exchange, dispose of, or transfer more than 25% of its net assets? If "Yes," complete Schedule N, Part II   |     | X  |
| 33 Did the organization own 100% of an entity disregarded as separate from the organization under Regulations sections 301.7701-2 and 301.7701-3? If "Yes," complete Schedule R, Part I   |     | X  |
| 34 Was the organization related to any tax-exempt or taxable entity? If "Yes," complete Schedule R, Part II, III, or IV, and Part V, line 1   |     | X  |
| 35a Did the organization have a controlled entity within the meaning of section 512(b)(13)?   |     | X  |
| b If "Yes" to line 35a, did the organization receive any payment from or engage in any transaction with a controlled entity within the meaning of section 512(b)(13)? If "Yes," complete Schedule R, Part V, line 2   |     |    |
| 36 Section 501(c)(3) organizations. Did the organization make any transfers to an exempt non-charitable related organization? If "Yes," complete Schedule R, Part V, line 2   |     | X  |
| 37 Did the organization conduct more than 5% of its activities through an entity that is not a related organization and that is treated as a partnership for federal income tax purposes? If "Yes," complete Schedule R, Part VI  |     | X  |
| 38 Did the organization complete Schedule O and provide explanations on Schedule O for Part VI, lines 11b and 19?<br>Note: All Form 990 filers are required to complete Schedule O  | X   |    |

**Part V Statements Regarding Other IRS Filings and Tax Compliance**

Check if Schedule O contains a response or note to any line in this Part V

|  | Yes | No |
|--|-----|----|
| 1a Enter the number reported in box 3 of Form 1099. Enter -0- if not applicable  |     |    |
| b Enter the number of Forms W-2G included on line 1a. Enter -0- if not applicable  |     |    |
| c Did the organization comply with backup withholding rules for reportable payments to vendors and reportable gaming (gambling) winnings to prize winners? | X   |    |

**Part V** Statements Regarding Other IRS Filings and Tax Compliance (continued)

|     |  | Yes | No  |
|-----|--|-----|-----|
| 2a  | Enter the number of employees reported on Form W-3, Transmittal of Wage and Tax Statements, filed for the calendar year ending with or within the year covered by this return  |     |     |
|     | 2a   |     | 493 |
| b   | If at least one is reported on line 2a, did the organization file all required federal employment tax returns?   | X   |     |
| 3a  | Did the organization have unrelated business gross income of \$1,000 or more during the year?  |     | X   |
| b   | If "Yes," has it filed a Form 990-T for this year? If "No" to line 3b, provide an explanation on Schedule O  |     |     |
| 4a  | At any time during the calendar year, did the organization have an interest in, or a signature or other authority over, a financial account in a foreign country (such as a bank account, securities account, or other financial account)?   |     | X   |
| b   | If "Yes," enter the name of the foreign country<br>See instructions for filing requirements for FinCEN Form 114, Report of Foreign Bank and Financial Accounts (FBAR).   |     |     |
| 5a  | Was the organization a party to a prohibited tax shelter transaction at any time during the tax year?  |     | X   |
| b   | Did any taxable party notify the organization that it was or is a party to a prohibited tax shelter transaction?   |     | X   |
| c   | If "Yes" to line 5a or 5b, did the organization file Form 8886-T?  |     |     |
| 6a  | Does the organization have annual gross receipts that are normally greater than \$100,000, and did the organization solicit any contributions that were not tax deductible as charitable contributions?                                      |     | X   |
| b   | If "Yes," did the organization include with every solicitation an express statement that such contributions or gifts were not tax deductible?  |     |     |
| 7   | <b>Organizations that may receive deductible contributions under section 170(c).</b>   |     |     |
| a   | Did the organization receive a payment in excess of \$75 made partly as a contribution and partly for goods and services provided to the payor?  |     | X   |
| b   | If "Yes," did the organization notify the donor of the value of the goods or services provided?  |     |     |
| c   | Did the organization sell, exchange, or otherwise dispose of tangible personal property for which it was required to file Form 8282?   |     | X   |
| d   | If "Yes," indicate the number of Forms 8282 filed during the year  |     | 7d  |
| e   | Did the organization receive any funds, directly or indirectly, to pay premiums on a personal benefit contract?  |     | X   |
| f   | Did the organization, during the year, pay premiums, directly or indirectly, on a personal benefit contract?   |     | X   |
| g   | If the organization received a contribution of qualified intellectual property, did the organization file Form 8899 as required?   |     |     |
| h   | If the organization received a contribution of cars, boats, airplanes, or other vehicles, did the organization file a Form 1098-C?   |     |     |
| 8   | <b>Sponsoring organizations maintaining donor advised funds.</b> Did a donor advised fund maintained by the sponsoring organization have excess business holdings at any time during the year?   |     |     |
| 9   | <b>Sponsoring organizations maintaining donor advised funds.</b>   |     |     |
| a   | Did the sponsoring organization make any taxable distributions under section 4966?   |     |     |
| b   | Did the sponsoring organization make a distribution to a donor, donor advisor, or related person?  |     |     |
| 10  | <b>Section 501(c)(7) organizations.</b> Enter:   |     |     |
| a   | Initiation fees and capital contributions included on Part VIII, line 12   | 10a |     |
| b   | Gross receipts, included on Form 990, Part VIII, line 12, for public use of club facilities  | 10b |     |
| 11  | <b>Section 501(c)(12) organizations.</b> Enter:  |     |     |
| a   | Gross income from members or shareholders  | 11a |     |
| b   | Gross income from other sources. (Do not net amounts due or paid to other sources against amounts due or received from them.)  | 11b |     |
| 12a | <b>Section 4947(a)(1) non-exempt charitable trusts.</b> Is the organization filing Form 990 in lieu of Form 1041?  |     |     |
| b   | If "Yes," enter the amount of tax-exempt interest received or accrued during the year  | 12b |     |
| 13  | <b>Section 501(c)(29) qualified nonprofit health insurance issuers.</b>  |     |     |
| a   | Is the organization licensed to issue qualified health plans in more than one state?<br>Note: See the instructions for additional information the organization must report on Schedule O.  |     |     |
| b   | Enter the amount of reserves the organization is required to maintain by the states in which the organization is licensed to issue qualified health plans  | 13b |     |
| c   | Enter the amount of reserves on hand   | 13c |     |
| 14a | Did the organization receive any payments for indoor tanning services during the tax year?   |     | X   |
| b   | If "Yes," has it filed a Form 720 to report these payments? If "No," provide an explanation on Schedule O  |     |     |
| 15  | Is the organization subject to the section 4960 tax on payment(s) of more than \$1,000,000 in remuneration or excess parachute payment(s) during the year?<br>If "Yes," see the instructions and file Form 4720, Schedule N.                 |     | X   |
| 16  | Is the organization an educational institution subject to the section 4968 excise tax on net investment income?<br>If "Yes," complete Form 4720, Schedule O.   |     | X   |
| 17  | <b>Section 501(c)(21) organizations.</b> Did the trust, or any disqualified or other person engage in any activities that would result in the imposition of an excise tax under section 4951, 4952 or 4953?<br>If "Yes," complete Form 6069. |     |     |

**Part VI Governance, Management, and Disclosure.** For each "Yes" response to lines 2 through 7b below, and for a "No" response to line 8a, 8b, or 10b below, describe the circumstances, processes, or changes on Schedule O. See instructions.

Check if Schedule O contains a response or note to any line in this Part VI

**Section A. Governing Body and Management**

|    |  | Yes | No |
|----|--|-----|----|
| 1a | Enter the number of voting members of the governing body at the end of the tax year<br>If there are material differences in voting rights among members of the governing body, or if the governing body delegated broad authority to an executive committee or similar committee, explain on Schedule O. |     |    |
| 1a | 7  |     |    |
| b  | Enter the number of voting members included on line 1a, above, who are independent   |     |    |
| 1b | 7  |     |    |
| 2  | Did any officer, director, trustee, or key employee have a family relationship or a business relationship with any other officer, director, trustee, or key employee?  |     | X  |
| 3  | Did the organization delegate control over management duties customarily performed by or under the direct supervision of officers, directors, trustees, or key employees to a management company or other person?  |     | X  |
| 4  | Did the organization make any significant changes to its governing documents since the prior Form 990 was filed?   |     | X  |
| 5  | Did the organization become aware during the year of a significant diversion of the organization's assets?   |     | X  |
| 6  | Did the organization have members or stockholders?   |     | X  |
| 7a | Did the organization have members, stockholders, or other persons who had the power to elect or appoint one or more members of the governing body?   | X   |    |
| b  | Are any governance decisions of the organization reserved to (or subject to approval by) members, stockholders, or persons other than the governing body?  |     | X  |
| 7b |  |     | X  |
| 8  | Did the organization contemporaneously document the meetings held or written actions undertaken during the year by the following:  |     |    |
| a  | The governing body?  | X   |    |
| 8a |  | X   |    |
| b  | Each committee with authority to act on behalf of the governing body?  |     | X  |
| 8b |  |     | X  |
| 9  | Is there any officer, director, trustee, or key employee listed in Part VII, Section A, who cannot be reached at the organization's mailing address? If "Yes," provide the names and addresses on Schedule O.  |     | X  |
| 9  |  |     | X  |

**Section B. Policies** (This Section B requests information about policies not required by the Internal Revenue Code.)

|     |  | Yes | No |
|-----|--|-----|----|
| 10a | Did the organization have local chapters, branches, or affiliates?   |     | X  |
| 10a |  |     | X  |
| b   | If "Yes," did the organization have written policies and procedures governing the activities of such chapters, affiliates, and branches to ensure their operations are consistent with the organization's exempt purposes?   |     |    |
| 10b |  |     |    |
| 11a | Has the organization provided a complete copy of this Form 990 to all members of its governing body before filing the form?  | X   |    |
| 11a |  | X   |    |
| b   | Describe on Schedule O the process, if any, used by the organization to review this Form 990.  |     |    |
| 12a | Did the organization have a written conflict of interest policy? If "No," go to line 13  | X   |    |
| 12a |  | X   |    |
| b   | Were officers, directors, or trustees, and key employees required to disclose annually interests that could give rise to conflicts?  | X   |    |
| 12b |  | X   |    |
| c   | Did the organization regularly and consistently monitor and enforce compliance with the policy? If "Yes," describe on Schedule O how this was done   | X   |    |
| 12c |  | X   |    |
| 13  | Did the organization have a written whistleblower policy?  | X   |    |
| 13  |  | X   |    |
| 14  | Did the organization have a written document retention and destruction policy?   | X   |    |
| 14  |  | X   |    |
| 15  | Did the process for determining compensation of the following persons include a review and approval by independent persons, comparability data, and contemporaneous substantiation of the deliberation and decision?   |     |    |
| a   | The organization's CEO, Executive Director, or top management official   | X   |    |
| 15a |  | X   |    |
| b   | Other officers or key employees of the organization  |     | X  |
| 15b |  |     | X  |
|     | If "Yes" to line 15a or 15b, describe the process on Schedule O. See instructions.   |     |    |
| 16a | Did the organization invest in, contribute assets to, or participate in a joint venture or similar arrangement with a taxable entity during the year?  |     | X  |
| 16a |  |     | X  |
| b   | If "Yes," did the organization follow a written policy or procedure requiring the organization to evaluate its participation in joint venture arrangements under applicable federal tax law, and take steps to safeguard the organization's exempt status with respect to such arrangements? |     |    |
| 16b |  |     |    |

**Section C. Disclosure**

- 17 List the states with which a copy of this Form 990 is required to be filed CA
- 18 Section 6104 requires an organization to make its Forms 1023 (1024 or 1024-A, if applicable), 990, and 990-T (section 501(c)(3)s only) available for public inspection. Indicate how you made these available. Check all that apply.  
 Own website  Another's website  Upon request  Other (explain on Schedule O)
- 19 Describe on Schedule O whether (and if so, how) the organization made its governing documents, conflict of interest policy, and financial statements available to the public during the tax year.
- 20 State the name, address, and telephone number of the person who possesses the organization's books and records  
**LACHELLE CARTER - 410-949-0368**  
**33272 VALLE RD, SAN JUAN CAPISTRANO, CA 92675**

**Part VII Compensation of Officers, Directors, Trustees, Key Employees, Highest Compensated Employees, and Independent Contractors**

Check if Schedule O contains a response or note to any line in this Part VII

**Section A. Officers, Directors, Trustees, Key Employees, and Highest Compensated Employees**

1a Complete this table for all persons required to be listed. Report compensation for the calendar year ending with or within the organization's tax year.

- List all of the organization's **current** officers, directors, trustees (whether individuals or organizations), regardless of amount of compensation. Enter -0- in columns (D), (E), and (F) if no compensation was paid.
  - List all of the organization's **current** key employees, if any. See the instructions for definition of "key employee."
  - List the organization's five **current** highest compensated employees (other than an officer, director, trustee, or key employee) who received reportable compensation (box 5 of Form W-2, box 6 of Form 1099-MISC, and/or box 1 of Form 1099-NEC) of more than \$100,000 from the organization and any related organizations.
  - List all of the organization's **former** officers, key employees, and highest compensated employees who received more than \$100,000 of reportable compensation from the organization and any related organizations.
  - List all of the organization's **former** directors or trustees that received, in the capacity as a former director or trustee of the organization, more than \$10,000 of reportable compensation from the organization and any related organizations.
- See the instructions for the order in which to list the persons above.

Check this box if neither the organization nor any related organization compensated any current officer, director, or trustee.

| (A)<br>Name and title                              | (B)<br>Average hours per week (list any hours for related organizations below line) | (C)<br>Position (do not check more than one box, unless person is both an officer and a director/trustee) |                       |         |              |                              |          | (D)<br>Reportable compensation from the organization (W-2/1099-MISC/1099-NEC) | (E)<br>Reportable compensation from related organizations (W-2/1099-MISC/1099-NEC) | (F)<br>Estimated amount of other compensation from the organization and related organizations |
|--|---|---|-----------------------|---------|--------------|------------------------------|----------|---|--|---|
|  |   | Individual trustee or director  | Institutional trustee | Officer | Key employee | Highest compensated employee | Former   |   |  |   |
| (1) DR. RICHARD SAVAGE<br>SUPERINTENDENT           | 40.00   |   |                       | X       |              |                              | 271,237. | 0.  | 46,023.  |   |
| (2) RICHIE ROMERO<br>DEPUTY SUPERINTENDENT         | 40.00   |   |                       | X       |              |                              | 256,245. | 0.  | 25,954.  |   |
| (3) KARA MANNIX<br>PRINCIPAL                       | 40.00   |   |                       |         | X            |                              | 200,104. | 0.  | 51,174.  |   |
| (4) MARCUS WHITE<br>PRINCIPAL                      | 40.00   |   |                       |         | X            |                              | 187,761. | 0.  | 50,835.  |   |
| (5) STEPHAN FORD<br>ASSISTANT SUPERINTENDENT       | 40.00   |   |                       | X       |              |                              | 197,935. | 0.  | 28,480.  |   |
| (6) HEATHER TAMAYO<br>PRINCIPAL                    | 40.00   |   |                       |         | X            |                              | 187,800. | 0.  | 37,275.  |   |
| (7) LESLIE DOMBEK<br>DIR STUDENT ACHIEVEMENT       | 40.00   |   |                       |         | X            |                              | 175,933. | 0.  | 36,992.  |   |
| (8) DANIEL J. HERTZLER<br>DIR OF BUSINESS SERVICES | 40.00   |   |                       | X       |              |                              | 151,833. | 0.  | 35,113.  |   |
| (9) LACHELLE CARTER<br>DIR OF FINANCE              | 40.00   |   |                       | X       |              |                              | 157,836. | 0.  | 29,060.  |   |
| (10) AMY PHILIPS<br>ASST PRINCIPAL III             | 40.00   |   |                       |         | X            |                              | 154,412. | 0.  | 24,410.  |   |
| (11) ELAINE PALVICH<br>PRESIDENT                   | 1.00  | X   |                       | X       |              |                              | 0.       | 0.  | 0.   |   |
| (12) DIANA RIVAS<br>BOARD VICE CHAIR               | 1.00  | X   |                       | X       |              |                              | 0.       | 0.  | 0.   |   |
| (13) MICHAEL K. HENJUM<br>TREASURER                | 1.00  | X   |                       | X       |              |                              | 0.       | 0.  | 0.   |   |
| (14) ADAM PULSIPHER<br>SECRETARY                   | 1.00  | X   |                       | X       |              |                              | 0.       | 0.  | 0.   |   |
| (15) PAUL HEDRICK<br>DIRECTOR                      | 1.00  | X   |                       |         |              |                              | 0.       | 0.  | 0.   |   |
| (16) ERIC WICKLIFFE JR.<br>DIRECTOR                | 1.00  | X   |                       |         |              |                              | 0.       | 0.  | 0.   |   |
| (17) BENJAMIN HARTELT<br>DIRECTOR                  | 1.00  | X   |                       |         |              |                              | 0.       | 0.  | 0.   |   |



**Part VIII Statement of Revenue**

Check if Schedule O contains a response or note to any line in this Part VIII

|   |   |       | (A)<br>Total revenue | (B)<br>Related or exempt<br>function revenue | (C)<br>Unrelated<br>business revenue | (D)<br>Revenue excluded<br>from tax under<br>sections 512 - 514 |  |
|---|---|-------|----------------------|--|--------------------------------------|---|--|
| Contributions, Gifts, Grants<br>and Other Similar Amounts   | 1 a Federated campaigns   | 1a    |                      |  |                                      |   |  |
|   | b Membership dues   | 1b    |                      |  |                                      |   |  |
|   | c Fundraising events  | 1c    |                      |  |                                      |   |  |
|   | d Related organizations   | 1d    |                      |  |                                      |   |  |
|   | e Government grants (contributions)   | 1e    | 123,670,318.         |  |                                      |   |  |
|   | f All other contributions, gifts, grants, and<br>similar amounts not included above | 1f    | 4,473.               |  |                                      |   |  |
|   | g Noncash contributions included in lines 1a-1f                                     | 1g \$ |                      |  |                                      |   |  |
|   | <b>h Total. Add lines 1a-1f</b>   |       | 123674791.           |  |                                      |   |  |
| Program Service<br>Revenue  | 2 a _____   |       |                      |  |                                      |   |  |
|   | b _____   |       |                      |  |                                      |   |  |
|   | c _____   |       |                      |  |                                      |   |  |
|   | d _____   |       |                      |  |                                      |   |  |
|   | e _____   |       |                      |  |                                      |   |  |
|   | f All other program service revenue   |       |                      |  |                                      |   |  |
|   | <b>g Total. Add lines 2a-2f</b>   |       |                      |  |                                      |   |  |
| Other Revenue   | 3 Investment income (including dividends, interest, and<br>other similar amounts)   |       | 236,347.             |  |                                      | 236,347.  |  |
|   | 4 Income from investment of tax-exempt bond proceeds                                |       |                      |  |                                      |   |  |
|   | 5 Royalties   |       |                      |  |                                      |   |  |
|   | 6 a Gross rents   | 6a    | (i) Real             |  |                                      |   |  |
|   |   |       | (ii) Personal        |  |                                      |   |  |
|   |   |       |                      |  |                                      |   |  |
|   | b Less: rental expenses   | 6b    |                      |  |                                      |   |  |
|   | c Rental income or (loss)   | 6c    |                      |  |                                      |   |  |
|   | d Net rental income or (loss)   |       |                      |  |                                      |   |  |
|   | 7 a Gross amount from sales of<br>assets other than inventory                       | 7a    | (i) Securities       |  |                                      |   |  |
|   |   |       | (ii) Other           |  |                                      |   |  |
|   |   |       |                      |  |                                      |   |  |
|   | b Less: cost or other basis<br>and sales expenses                                   | 7b    |                      |  |                                      |   |  |
|   | c Gain or (loss)  | 7c    |                      |  |                                      |   |  |
|   | d Net gain or (loss)  |       |                      |  |                                      |   |  |
| 8 a Gross income from fundraising events (not<br>including \$ _____ of<br>contributions reported on line 1c). See<br>Part IV, line 18 | 8a  |       |                      |  |                                      |   |  |
|   |   |       |                      |  |                                      |   |  |
|   |   |       |                      |  |                                      |   |  |
| b Less: direct expenses   | 8b  |       |                      |  |                                      |   |  |
| c Net income or (loss) from fundraising events  |   |       |                      |  |                                      |   |  |
| 9 a Gross income from gaming activities. See<br>Part IV, line 19  | 9a  |       |                      |  |                                      |   |  |
|   |   |       |                      |  |                                      |   |  |
|   |   |       |                      |  |                                      |   |  |
| b Less: direct expenses   | 9b  |       |                      |  |                                      |   |  |
| c Net income or (loss) from gaming activities   |   |       |                      |  |                                      |   |  |
| 10 a Gross sales of inventory, less returns<br>and allowances   | 10a   |       |                      |  |                                      |   |  |
|   |   |       |                      |  |                                      |   |  |
|   |   |       |                      |  |                                      |   |  |
| b Less: cost of goods sold  | 10b   |       |                      |  |                                      |   |  |
| c Net income or (loss) from sales of inventory  |   |       |                      |  |                                      |   |  |
| Miscellaneous<br>Revenue  | 11 a _____  |       |                      |  |                                      |   |  |
|   | b _____   |       |                      |  |                                      |   |  |
|   | c _____   |       |                      |  |                                      |   |  |
|   | d All other revenue   |       |                      |  |                                      |   |  |
|   | <b>e Total. Add lines 11a-11d</b>   |       |                      |  |                                      |   |  |
| <b>12 Total revenue. See instructions</b>   |   |       | 123911138.           | 0.   | 0.                                   | 236,347.  |  |

**Part IX Statement of Functional Expenses**

Section 501(c)(3) and 501(c)(4) organizations must complete all columns. All other organizations must complete column (A).

Check if Schedule O contains a response or note to any line in this Part IX  X

| Do not include amounts reported on lines 6b, 7b, 8b, 9b, and 10b of Part VIII.   | (A)<br>Total expenses | (B)<br>Program service expenses | (C)<br>Management and general expenses | (D)<br>Fundraising expenses |
|--|-----------------------|---------------------------------|--|-----------------------------|
| 1 Grants and other assistance to domestic organizations and domestic governments. See Part IV, line 21 ...   |                       |                                 |  |                             |
| 2 Grants and other assistance to domestic individuals. See Part IV, line 22 .....  |                       |                                 |  |                             |
| 3 Grants and other assistance to foreign organizations, foreign governments, and foreign individuals. See Part IV, lines 15 and 16 .....   |                       |                                 |  |                             |
| 4 Benefits paid to or for members .....  |                       |                                 |  |                             |
| 5 Compensation of current officers, directors, trustees, and key employees .....   | 986,647.              | 62,650.                         | 923,997.                               |                             |
| 6 Compensation not included above to disqualified persons (as defined under section 4958(f)(1)) and persons described in section 4958(c)(3)(B) .....   |                       |                                 |  |                             |
| 7 Other salaries and wages .....   | 42,427,979.           | 37,695,362.                     | 4,732,617.                             |                             |
| 8 Pension plan accruals and contributions (include section 401(k) and 403(b) employer contributions)   | 4,725,015.            | 4,385,463.                      | 339,552.                               |                             |
| 9 Other employee benefits .....  | 7,055,392.            | 6,159,013.                      | 896,379.                               |                             |
| 10 Payroll taxes .....   | 927,570.              | 808,841.                        | 118,729.                               |                             |
| 11 Fees for services (nonemployees):   |                       |                                 |  |                             |
| a Management .....   |                       |                                 |  |                             |
| b Legal .....  | 199,599.              |                                 | 199,599.                               |                             |
| c Accounting .....   | 2,066,008.            |                                 | 2,066,008.                             |                             |
| d Lobbying .....   |                       |                                 |  |                             |
| e Professional fundraising services. See Part IV, line 17  |                       |                                 |  |                             |
| f Investment management fees .....   |                       |                                 |  |                             |
| g Other. (If line 11g amount exceeds 10% of line 25, column (A), amount, list line 11g expenses on Sch O.)   | 23,207,992.           | 14,098,753.                     | 9,109,239.                             |                             |
| 12 Advertising and promotion .....   | 2,511,238.            |                                 | 2,511,238.                             |                             |
| 13 Office expenses .....   | 3,931,056.            | 332,022.                        | 3,599,034.                             |                             |
| 14 Information technology .....  | 15,039,324.           | 5,952,368.                      | 9,086,956.                             |                             |
| 15 Royalties .....   |                       |                                 |  |                             |
| 16 Occupancy .....   | 1,462,445.            | 891,910.                        | 570,535.                               |                             |
| 17 Travel .....  | 1,293,103.            |                                 | 1,293,103.                             |                             |
| 18 Payments of travel or entertainment expenses for any federal, state, or local public officials ...  |                       |                                 |  |                             |
| 19 Conferences, conventions, and meetings .....  | 1,415,480.            | 1,415,480.                      |  |                             |
| 20 Interest .....  |                       |                                 |  |                             |
| 21 Payments to affiliates .....  |                       |                                 |  |                             |
| 22 Depreciation, depletion, and amortization .....   | 58,213.               |                                 | 58,213.                                |                             |
| 23 Insurance .....   | 202,460.              | 172,496.                        | 29,964.                                |                             |
| 24 Other expenses. Itemize expenses not covered above. (List miscellaneous expenses on line 24e. If line 24e amount exceeds 10% of line 25, column (A), amount, list line 24e expenses on Schedule O.)   |                       |                                 |  |                             |
| a <b>INSTRUCTIONAL MATERIALS</b>   | 13,262,479.           | 13,262,479.                     |  |                             |
| b <b>OTHER EXPENSES</b>  | 940,443.              | 10,438.                         | 930,005.                               |                             |
| c  |                       |                                 |  |                             |
| d  |                       |                                 |  |                             |
| e All other expenses   |                       |                                 |  |                             |
| <b>25 Total functional expenses.</b> Add lines 1 through 24e   | 121,712,443.          | 85,247,275.                     | 36,465,168.                            | 0.                          |
| 26 <b>Joint costs.</b> Complete this line only if the organization reported in column (B) joint costs from a combined educational campaign and fundraising solicitation. Check here <input type="checkbox"/> if following SOP 98-2 (ASC 958-720) |                       |                                 |  |                             |

**Part X Balance Sheet**

Check if Schedule O contains a response or note to any line in this Part X

|                             |   | (A)<br>Beginning of year  |              | (B)<br>End of year |             |
|-----------------------------|---|---|--------------|--------------------|-------------|
| Assets                      | 1   | Cash - non-interest-bearing   | 36,850,614.  | 1                  | 29,082,749. |
|                             | 2   | Savings and temporary cash investments  | 5,248,353.   | 2                  | 8,382,159.  |
|                             | 3   | Pledges and grants receivable, net  | 19,767,934.  | 3                  | 21,625,758. |
|                             | 4   | Accounts receivable, net  |              | 4                  | 84,621.     |
|                             | 5   | Loans and other receivables from any current or former officer, director, trustee, key employee, creator or founder, substantial contributor, or 35% controlled entity or family member of any of these persons |              | 5                  |             |
|                             | 6   | Loans and other receivables from other disqualified persons (as defined under section 4958(f)(1)), and persons described in section 4958(c)(3)(B)   |              | 6                  |             |
|                             | 7   | Notes and loans receivable, net   |              | 7                  |             |
|                             | 8   | Inventories for sale or use   |              | 8                  |             |
|                             | 9   | Prepaid expenses and deferred charges   | 391,298.     | 9                  | 2,140,737.  |
|                             | 10a   | Land, buildings, and equipment: cost or other basis. Complete Part VI of Schedule D   | 10a 200,657. |                    |             |
|                             | b   | Less: accumulated depreciation  | 10b 92,044.  |                    |             |
|                             |   |   | 166,826.     | 10c                | 108,613.    |
|                             | 11  | Investments - publicly traded securities  |              | 11                 |             |
|                             | 12  | Investments - other securities. See Part IV, line 11  |              | 12                 |             |
|                             | 13  | Investments - program-related. See Part IV, line 11   |              | 13                 |             |
|                             | 14  | Intangible assets   |              | 14                 |             |
| 15                          | Other assets. See Part IV, line 11  | 448,343.  | 15           | 1,771,100.         |             |
| 16                          | <b>Total assets.</b> Add lines 1 through 15 (must equal line 33)  | 62,873,368.   | 16           | 63,195,737.        |             |
| Liabilities                 | 17  | Accounts payable and accrued expenses   | 26,493,573.  | 17                 | 20,055,446. |
|                             | 18  | Grants payable  |              | 18                 |             |
|                             | 19  | Deferred revenue  | 12,600,524.  | 19                 | 15,850,918. |
|                             | 20  | Tax-exempt bond liabilities   |              | 20                 |             |
|                             | 21  | Escrow or custodial account liability. Complete Part IV of Schedule D   |              | 21                 |             |
|                             | 22  | Loans and other payables to any current or former officer, director, trustee, key employee, creator or founder, substantial contributor, or 35% controlled entity or family member of any of these persons      |              | 22                 |             |
|                             | 23  | Secured mortgages and notes payable to unrelated third parties  |              | 23                 |             |
|                             | 24  | Unsecured notes and loans payable to unrelated third parties  |              | 24                 |             |
|                             | 25  | Other liabilities (including federal income tax payables to related third parties, and other liabilities not included on lines 17-24). Complete Part X of Schedule D  | 457,554.     | 25                 | 1,768,961.  |
|                             | 26  | <b>Total liabilities.</b> Add lines 17 through 25   | 39,551,651.  | 26                 | 37,675,325. |
| Net Assets or Fund Balances | Organizations that follow FASB ASC 958, check here <input checked="" type="checkbox"/> and complete lines 27, 28, 32, and 33. |   |              |                    |             |
|                             | 27  | Net assets without donor restrictions   | 23,321,717.  | 27                 | 25,520,412. |
|                             | 28  | Net assets with donor restrictions  |              | 28                 |             |
|                             | Organizations that do not follow FASB ASC 958, check here <input type="checkbox"/> and complete lines 29 through 33.          |   |              |                    |             |
|                             | 29  | Capital stock or trust principal, or current funds  |              | 29                 |             |
|                             | 30  | Paid-in or capital surplus, or land, building, or equipment fund  |              | 30                 |             |
|                             | 31  | Retained earnings, endowment, accumulated income, or other funds  |              | 31                 |             |
| 32                          | <b>Total net assets or fund balances</b>  | 23,321,717.   | 32           | 25,520,412.        |             |
| 33                          | <b>Total liabilities and net assets/fund balances</b>   | 62,873,368.   | 33           | 63,195,737.        |             |

**Part XI Reconciliation of Net Assets**

Check if Schedule O contains a response or note to any line in this Part XI

|    |  |    |              |
|----|--|----|--------------|
| 1  | Total revenue (must equal Part VIII, column (A), line 12)  | 1  | 123,911,138. |
| 2  | Total expenses (must equal Part IX, column (A), line 25)   | 2  | 121,712,443. |
| 3  | Revenue less expenses. Subtract line 2 from line 1   | 3  | 2,198,695.   |
| 4  | Net assets or fund balances at beginning of year (must equal Part X, line 32, column (A))                      | 4  | 23,321,717.  |
| 5  | Net unrealized gains (losses) on investments   | 5  |              |
| 6  | Donated services and use of facilities   | 6  |              |
| 7  | Investment expenses  | 7  |              |
| 8  | Prior period adjustments   | 8  |              |
| 9  | Other changes in net assets or fund balances (explain on Schedule O)   | 9  | 0.           |
| 10 | Net assets or fund balances at end of year. Combine lines 3 through 9 (must equal Part X, line 32, column (B)) | 10 | 25,520,412.  |

**Part XII Financial Statements and Reporting**

Check if Schedule O contains a response or note to any line in this Part XII

|  | Yes | No |
|--|-----|----|
| 1 Accounting method used to prepare the Form 990: <input type="checkbox"/> Cash <input checked="" type="checkbox"/> Accrual <input type="checkbox"/> Other _____<br>If the organization changed its method of accounting from a prior year or checked "Other," explain on Schedule O.  |     |    |
| 2a Were the organization's financial statements compiled or reviewed by an independent accountant?<br>If "Yes," check a box below to indicate whether the financial statements for the year were compiled or reviewed on a separate basis, consolidated basis, or both:<br><input type="checkbox"/> Separate basis <input type="checkbox"/> Consolidated basis <input type="checkbox"/> Both consolidated and separate basis |     | X  |
| b Were the organization's financial statements audited by an independent accountant?<br>If "Yes," check a box below to indicate whether the financial statements for the year were audited on a separate basis, consolidated basis, or both:<br><input checked="" type="checkbox"/> Separate basis <input type="checkbox"/> Consolidated basis <input type="checkbox"/> Both consolidated and separate basis                 | X   |    |
| c If "Yes" to line 2a or 2b, does the organization have a committee that assumes responsibility for oversight of the audit, review, or compilation of its financial statements and selection of an independent accountant?<br>If the organization changed either its oversight process or selection process during the tax year, explain on Schedule O.  | X   |    |
| 3a As a result of a federal award, was the organization required to undergo an audit or audits as set forth in the Uniform Guidance, 2 C.F.R. Part 200, Subpart F?   | X   |    |
| b If "Yes," did the organization undergo the required audit or audits? If the organization did not undergo the required audit or audits, explain why on Schedule O and describe any steps taken to undergo such audits   | X   |    |

Form 990 (2023)



**Part II Support Schedule for Organizations Described in Sections 170(b)(1)(A)(iv) and 170(b)(1)(A)(vi)**

(Complete only if you checked the box on line 5, 7, or 8 of Part I or if the organization failed to qualify under Part III. If the organization fails to qualify under the tests listed below, please complete Part III.)

**Section A. Public Support**

| Calendar year (or fiscal year beginning in)   | (a) 2019 | (b) 2020 | (c) 2021 | (d) 2022 | (e) 2023 | (f) Total |
|---|----------|----------|----------|----------|----------|-----------|
| 1 Gifts, grants, contributions, and membership fees received. (Do not include any "unusual grants.")  |          |          |          |          |          |           |
| 2 Tax revenues levied for the organization's benefit and either paid to or expended on its behalf   |          |          |          |          |          |           |
| 3 The value of services or facilities furnished by a governmental unit to the organization without charge   |          |          |          |          |          |           |
| 4 Total. Add lines 1 through 3  |          |          |          |          |          |           |
| 5 The portion of total contributions by each person (other than a governmental unit or publicly supported organization) included on line 1 that exceeds 2% of the amount shown on line 11, column (f) |          |          |          |          |          |           |
| 6 Public support. Subtract line 5 from line 4.  |          |          |          |          |          |           |

**Section B. Total Support**

| Calendar year (or fiscal year beginning in)   | (a) 2019 | (b) 2020 | (c) 2021 | (d) 2022 | (e) 2023 | (f) Total                |
|---|----------|----------|----------|----------|----------|--------------------------|
| 7 Amounts from line 4   |          |          |          |          |          |                          |
| 8 Gross income from interest, dividends, payments received on securities loans, rents, royalties, and income from similar sources   |          |          |          |          |          |                          |
| 9 Net income from unrelated business activities, whether or not the business is regularly carried on  |          |          |          |          |          |                          |
| 10 Other income. Do not include gain or loss from the sale of capital assets (Explain in Part VI.)  |          |          |          |          |          |                          |
| 11 Total support. Add lines 7 through 10  |          |          |          |          |          |                          |
| 12 Gross receipts from related activities, etc. (see instructions)  |          |          |          |          | 12       |                          |
| 13 First 5 years. If the Form 990 is for the organization's first, second, third, fourth, or fifth tax year as a section 501(c)(3) organization, check this box and stop here |          |          |          |          |          | <input type="checkbox"/> |

**Section C. Computation of Public Support Percentage**

|   |    |                          |
|---|----|--------------------------|
| 14 Public support percentage for 2023 (line 6, column (f), divided by line 11, column (f))  | 14 | %                        |
| 15 Public support percentage from 2022 Schedule A, Part II, line 14   | 15 | %                        |
| 16a 33 1/3% support test - 2023. If the organization did not check the box on line 13, and line 14 is 33 1/3% or more, check this box and stop here. The organization qualifies as a publicly supported organization  |    | <input type="checkbox"/> |
| b 33 1/3% support test - 2022. If the organization did not check a box on line 13 or 16a, and line 15 is 33 1/3% or more, check this box and stop here. The organization qualifies as a publicly supported organization   |    | <input type="checkbox"/> |
| 17a 10% -facts-and-circumstances test - 2023. If the organization did not check a box on line 13, 16a, or 16b, and line 14 is 10% or more, and if the organization meets the facts-and-circumstances test, check this box and stop here. Explain in Part VI how the organization meets the facts-and-circumstances test. The organization qualifies as a publicly supported organization    |    | <input type="checkbox"/> |
| b 10% -facts-and-circumstances test - 2022. If the organization did not check a box on line 13, 16a, 16b, or 17a, and line 15 is 10% or more, and if the organization meets the facts-and-circumstances test, check this box and stop here. Explain in Part VI how the organization meets the facts-and-circumstances test. The organization qualifies as a publicly supported organization |    | <input type="checkbox"/> |
| 18 Private foundation. If the organization did not check a box on line 13, 16a, 16b, 17a, or 17b, check this box and see instructions   |    | <input type="checkbox"/> |

**Part III Support Schedule for Organizations Described in Section 509(a)(2)**

(Complete only if you checked the box on line 10 of Part I or if the organization failed to qualify under Part II. If the organization fails to qualify under the tests listed below, please complete Part II.)

**Section A. Public Support**

| Calendar year (or fiscal year beginning in)  | (a) 2019 | (b) 2020 | (c) 2021 | (d) 2022 | (e) 2023 | (f) Total |
|--|----------|----------|----------|----------|----------|-----------|
| 1 Gifts, grants, contributions, and membership fees received. (Do not include any "unusual grants.")   |          |          |          |          |          |           |
| 2 Gross receipts from admissions, merchandise sold or services performed, or facilities furnished in any activity that is related to the organization's tax-exempt purpose |          |          |          |          |          |           |
| 3 Gross receipts from activities that are not an unrelated trade or business under section 513   |          |          |          |          |          |           |
| 4 Tax revenues levied for the organization's benefit and either paid to or expended on its behalf  |          |          |          |          |          |           |
| 5 The value of services or facilities furnished by a governmental unit to the organization without charge  |          |          |          |          |          |           |
| 6 Total. Add lines 1 through 5   |          |          |          |          |          |           |
| 7a Amounts included on lines 1, 2, and 3 received from disqualified persons  |          |          |          |          |          |           |
| b Amounts included on lines 2 and 3 received from other than disqualified persons that exceed the greater of \$5,000 or 1% of the amount on line 15 for the year           |          |          |          |          |          |           |
| c Add lines 7a and 7b  |          |          |          |          |          |           |
| 8 Public support. (Subtract line 7c from line 6.)  |          |          |          |          |          |           |

**Section B. Total Support**

| Calendar year (or fiscal year beginning in)   | (a) 2019 | (b) 2020 | (c) 2021 | (d) 2022 | (e) 2023 | (f) Total |
|---|----------|----------|----------|----------|----------|-----------|
| 9 Amounts from line 6   |          |          |          |          |          |           |
| 10a Gross income from interest, dividends, payments received on securities loans, rents, royalties, and income from similar sources |          |          |          |          |          |           |
| b Unrelated business taxable income (less section 511 taxes) from businesses acquired after June 30, 1975                           |          |          |          |          |          |           |
| c Add lines 10a and 10b   |          |          |          |          |          |           |
| 11 Net income from unrelated business activities not included on line 10b, whether or not the business is regularly carried on      |          |          |          |          |          |           |
| 12 Other income. Do not include gain or loss from the sale of capital assets (Explain in Part VI.)                                  |          |          |          |          |          |           |
| 13 Total support. (Add lines 9, 10c, 11, and 12.)   |          |          |          |          |          |           |

14 First 5 years. If the Form 990 is for the organization's first, second, third, fourth, or fifth tax year as a section 501(c)(3) organization, check this box and stop here

**Section C. Computation of Public Support Percentage**

|  |    |   |
|--|----|---|
| 15 Public support percentage for 2023 (line 8, column (f), divided by line 13, column (f)) | 15 | % |
| 16 Public support percentage from 2022 Schedule A, Part III, line 15                       | 16 | % |

**Section D. Computation of Investment Income Percentage**

|   |    |   |
|---|----|---|
| 17 Investment income percentage for 2023 (line 10c, column (f), divided by line 13, column (f)) | 17 | % |
| 18 Investment income percentage from 2022 Schedule A, Part III, line 17                         | 18 | % |

19a 33 1/3% support tests - 2023. If the organization did not check the box on line 14, and line 15 is more than 33 1/3%, and line 17 is not more than 33 1/3%, check this box and stop here. The organization qualifies as a publicly supported organization

b 33 1/3% support tests - 2022. If the organization did not check a box on line 14 or line 19a, and line 16 is more than 33 1/3%, and line 18 is not more than 33 1/3%, check this box and stop here. The organization qualifies as a publicly supported organization

20 Private foundation. If the organization did not check a box on line 14, 19a, or 19b, check this box and see instructions

**Part IV Supporting Organizations**

(Complete only if you checked a box on line 12 of Part I. If you checked box 12a, Part I, complete Sections A and B. If you checked box 12b, Part I, complete Sections A and C. If you checked box 12c, Part I, complete Sections A, D, and E. If you checked box 12d, Part I, complete Sections A and D, and complete Part V.)

**Section A. All Supporting Organizations**

|   | Yes | No |
|---|-----|----|
| 1 Are all of the organization's supported organizations listed by name in the organization's governing documents? <i>If "No," describe in Part VI how the supported organizations are designated. If designated by class or purpose, describe the designation. If historic and continuing relationship, explain.</i>  |     |    |
| 2 Did the organization have any supported organization that does not have an IRS determination of status under section 509(a)(1) or (2)? <i>If "Yes," explain in Part VI how the organization determined that the supported organization was described in section 509(a)(1) or (2).</i>   |     |    |
| 3a Did the organization have a supported organization described in section 501(c)(4), (5), or (6)? <i>If "Yes," answer lines 3b and 3c below.</i>   |     |    |
| b Did the organization confirm that each supported organization qualified under section 501(c)(4), (5), or (6) and satisfied the public support tests under section 509(a)(2)? <i>If "Yes," describe in Part VI when and how the organization made the determination.</i>   |     |    |
| c Did the organization ensure that all support to such organizations was used exclusively for section 170(c)(2)(B) purposes? <i>If "Yes," explain in Part VI what controls the organization put in place to ensure such use.</i>  |     |    |
| 4a Was any supported organization not organized in the United States ("foreign supported organization")? <i>If "Yes," and if you checked box 12a or 12b in Part I, answer lines 4b and 4c below.</i>  |     |    |
| b Did the organization have ultimate control and discretion in deciding whether to make grants to the foreign supported organization? <i>If "Yes," describe in Part VI how the organization had such control and discretion despite being controlled or supervised by or in connection with its supported organizations.</i>  |     |    |
| c Did the organization support any foreign supported organization that does not have an IRS determination under sections 501(c)(3) and 509(a)(1) or (2)? <i>If "Yes," explain in Part VI what controls the organization used to ensure that all support to the foreign supported organization was used exclusively for section 170(c)(2)(B) purposes.</i>   |     |    |
| 5a Did the organization add, substitute, or remove any supported organizations during the tax year? <i>If "Yes," answer lines 5b and 5c below (if applicable). Also, provide detail in Part VI, including (i) the names and EIN numbers of the supported organizations added, substituted, or removed; (ii) the reasons for each such action; (iii) the authority under the organization's organizing document authorizing such action; and (iv) how the action was accomplished (such as by amendment to the organizing document).</i> |     |    |
| b <b>Type I or Type II only.</b> Was any added or substituted supported organization part of a class already designated in the organization's organizing document?  |     |    |
| c <b>Substitutions only.</b> Was the substitution the result of an event beyond the organization's control?   |     |    |
| 6 Did the organization provide support (whether in the form of grants or the provision of services or facilities) to anyone other than (i) its supported organizations, (ii) individuals that are part of the charitable class benefited by one or more of its supported organizations, or (iii) other supporting organizations that also support or benefit one or more of the filing organization's supported organizations? <i>If "Yes," provide detail in Part VI.</i>  |     |    |
| 7 Did the organization provide a grant, loan, compensation, or other similar payment to a substantial contributor (as defined in section 4958(c)(3)(C)), a family member of a substantial contributor, or a 35% controlled entity with regard to a substantial contributor? <i>If "Yes," complete Part I of Schedule L (Form 990).</i>  |     |    |
| 8 Did the organization make a loan to a disqualified person (as defined in section 4958) not described on line 7? <i>If "Yes," complete Part I of Schedule L (Form 990).</i>  |     |    |
| 9a Was the organization controlled directly or indirectly at any time during the tax year by one or more disqualified persons, as defined in section 4946 (other than foundation managers and organizations described in section 509(a)(1) or (2))? <i>If "Yes," provide detail in Part VI.</i>   |     |    |
| b Did one or more disqualified persons (as defined on line 9a) hold a controlling interest in any entity in which the supporting organization had an interest? <i>If "Yes," provide detail in Part VI.</i>  |     |    |
| c Did a disqualified person (as defined on line 9a) have an ownership interest in, or derive any personal benefit from, assets in which the supporting organization also had an interest? <i>If "Yes," provide detail in Part VI.</i>   |     |    |
| 10a Was the organization subject to the excess business holdings rules of section 4943 because of section 4943(f) (regarding certain Type II supporting organizations, and all Type III non-functionally integrated supporting organizations)? <i>If "Yes," answer line 10b below.</i>  |     |    |
| b Did the organization have any excess business holdings in the tax year? <i>(Use Schedule C, Form 4720, to determine whether the organization had excess business holdings.)</i>   |     |    |

**Part IV Supporting Organizations** (continued)

|   | Yes | No |
|---|-----|----|
| 11 Has the organization accepted a gift or contribution from any of the following persons?  |     |    |
| a A person who directly or indirectly controls, either alone or together with persons described on lines 11b and 11c below, the governing body of a supported organization? |     |    |
| 11a   |     |    |
| b A family member of a person described on line 11a above?  |     |    |
| 11b   |     |    |
| c A 35% controlled entity of a person described on line 11a or 11b above? If "Yes" to line 11a, 11b, or 11c, provide detail in Part VI.                                     |     |    |
| 11c   |     |    |

**Section B. Type I Supporting Organizations**

|   | Yes | No |
|---|-----|----|
| 1 Did the governing body, members of the governing body, officers acting in their official capacity, or membership of one or more supported organizations have the power to regularly appoint or elect at least a majority of the organization's officers, directors, or trustees at all times during the tax year? If "No," describe in Part VI how the supported organization(s) effectively operated, supervised, or controlled the organization's activities. If the organization had more than one supported organization, describe how the powers to appoint and/or remove officers, directors, or trustees were allocated among the supported organizations and what conditions or restrictions, if any, applied to such powers during the tax year. |     |    |
| 1   |     |    |
| 2 Did the organization operate for the benefit of any supported organization other than the supported organization(s) that operated, supervised, or controlled the supporting organization? If "Yes," explain in Part VI how providing such benefit carried out the purposes of the supported organization(s) that operated, supervised, or controlled the supporting organization.   |     |    |
| 2   |     |    |

**Section C. Type II Supporting Organizations**

|  | Yes | No |
|--|-----|----|
| 1 Were a majority of the organization's directors or trustees during the tax year also a majority of the directors or trustees of each of the organization's supported organization(s)? If "No," describe in Part VI how control or management of the supporting organization was vested in the same persons that controlled or managed the supported organization(s). |     |    |
| 1  |     |    |

**Section D. All Type III Supporting Organizations**

|  | Yes | No |
|--|-----|----|
| 1 Did the organization provide to each of its supported organizations, by the last day of the fifth month of the organization's tax year, (i) a written notice describing the type and amount of support provided during the prior tax year, (ii) a copy of the Form 990 that was most recently filed as of the date of notification, and (iii) copies of the organization's governing documents in effect on the date of notification, to the extent not previously provided? |     |    |
| 1  |     |    |
| 2 Were any of the organization's officers, directors, or trustees either (i) appointed or elected by the supported organization(s) or (ii) serving on the governing body of a supported organization? If "No," explain in Part VI how the organization maintained a close and continuous working relationship with the supported organization(s).  |     |    |
| 2  |     |    |
| 3 By reason of the relationship described on line 2, above, did the organization's supported organizations have a significant voice in the organization's investment policies and in directing the use of the organization's income or assets at all times during the tax year? If "Yes," describe in Part VI the role the organization's supported organizations played in this regard.   |     |    |
| 3  |     |    |

**Section E. Type III Functionally Integrated Supporting Organizations**

|   |  |  |
|---|--|--|
| 1 Check the box next to the method that the organization used to satisfy the Integral Part Test during the year (see instructions).   |  |  |
| a <input type="checkbox"/> The organization satisfied the Activities Test. Complete line 2 below.   |  |  |
| b <input type="checkbox"/> The organization is the parent of each of its supported organizations. Complete line 3 below.  |  |  |
| c <input type="checkbox"/> The organization supported a governmental entity. Describe in Part VI how you supported a governmental entity (see instructions).  |  |  |
| 2 Activities Test. Answer lines 2a and 2b below.  |  |  |
| a Did substantially all of the organization's activities during the tax year directly further the exempt purposes of the supported organization(s) to which the organization was responsive? If "Yes," then in Part VI identify those supported organizations and explain how these activities directly furthered their exempt purposes, how the organization was responsive to those supported organizations, and how the organization determined that these activities constituted substantially all of its activities. |  |  |
| 2a  |  |  |
| b Did the activities described on line 2a, above, constitute activities that, but for the organization's involvement, one or more of the organization's supported organization(s) would have been engaged in? If "Yes," explain in Part VI the reasons for the organization's position that its supported organization(s) would have engaged in these activities but for the organization's involvement.  |  |  |
| 2b  |  |  |
| 3 Parent of Supported Organizations. Answer lines 3a and 3b below.  |  |  |
| a Did the organization have the power to regularly appoint or elect a majority of the officers, directors, or trustees of each of the supported organizations? If "Yes" or "No" provide details in Part VI.   |  |  |
| 3a  |  |  |
| b Did the organization exercise a substantial degree of direction over the policies, programs, and activities of each of its supported organizations? If "Yes," describe in Part VI the role played by the organization in this regard.   |  |  |
| 3b  |  |  |

**Part V Type III Non-Functionally Integrated 509(a)(3) Supporting Organizations**

- 1  Check here if the organization satisfied the Integral Part Test as a qualifying trust on Nov. 20, 1970 (explain in Part VI). See instructions.  
All other Type III non-functionally integrated supporting organizations must complete Sections A through E.

| Section A - Adjusted Net Income |  | (A) Prior Year | (B) Current Year (optional) |
|---------------------------------|--|----------------|-----------------------------|
| 1                               | Net short-term capital gain  | 1              |                             |
| 2                               | Recoveries of prior-year distributions   | 2              |                             |
| 3                               | Other gross income (see instructions)  | 3              |                             |
| 4                               | Add lines 1 through 3.   | 4              |                             |
| 5                               | Depreciation and depletion   | 5              |                             |
| 6                               | Portion of operating expenses paid or incurred for production or collection of gross income or for management, conservation, or maintenance of property held for production of income (see instructions) | 6              |                             |
| 7                               | Other expenses (see instructions)  | 7              |                             |
| 8                               | <b>Adjusted Net Income</b> (subtract lines 5, 6, and 7 from line 4)  | 8              |                             |

| Section B - Minimum Asset Amount |   | (A) Prior Year | (B) Current Year (optional) |
|----------------------------------|---|----------------|-----------------------------|
| 1                                | Aggregate fair market value of all non-exempt-use assets (see instructions for short tax year or assets held for part of year): |                |                             |
| a                                | Average monthly value of securities   | 1a             |                             |
| b                                | Average monthly cash balances   | 1b             |                             |
| c                                | Fair market value of other non-exempt-use assets  | 1c             |                             |
| d                                | <b>Total</b> (add lines 1a, 1b, and 1c)   | 1d             |                             |
| e                                | Discount claimed for blockage or other factors (explain in detail in Part VI):  |                |                             |
| 2                                | Acquisition indebtedness applicable to non-exempt-use assets  | 2              |                             |
| 3                                | Subtract line 2 from line 1d  | 3              |                             |
| 4                                | Cash deemed held for exempt use. Enter 0.015 of line 3 (for greater amount, see instructions).                                  | 4              |                             |
| 5                                | Net value of non-exempt-use assets (subtract line 4 from line 3)  | 5              |                             |
| 6                                | Multiply line 5 by 0.035.   | 6              |                             |
| 7                                | Recoveries of prior-year distributions  | 7              |                             |
| 8                                | <b>Minimum Asset Amount</b> (add line 7 to line 6)  | 8              |                             |

| Section C - Distributable Amount |   |   | Current Year |
|----------------------------------|---|---|--------------|
| 1                                | Adjusted net income for prior year (from Section A, line 8, column A)   | 1 |              |
| 2                                | Enter 0.85 of line 1.   | 2 |              |
| 3                                | Minimum asset amount for prior year (from Section B, line 8, column A)  | 3 |              |
| 4                                | Enter greater of line 2 or line 3.  | 4 |              |
| 5                                | Income tax imposed in prior year  | 5 |              |
| 6                                | <b>Distributable Amount.</b> Subtract line 5 from line 4, unless subject to emergency temporary reduction (see instructions).   | 6 |              |
| 7                                | <input type="checkbox"/> Check here if the current year is the organization's first as a non-functionally integrated Type III supporting organization (see instructions). |   |              |

**Part V Type III Non-Functionally Integrated 509(a)(3) Supporting Organizations** (continued)

| Section D - Distributions |  | Current Year |
|---------------------------|--|--------------|
| 1                         | Amounts paid to supported organizations to accomplish exempt purposes  | 1            |
| 2                         | Amounts paid to perform activity that directly furthers exempt purposes of supported organizations, in excess of income from activity      | 2            |
| 3                         | Administrative expenses paid to accomplish exempt purposes of supported organizations  | 3            |
| 4                         | Amounts paid to acquire exempt-use assets  | 4            |
| 5                         | Qualified set-aside amounts (prior IRS approval required - provide details in Part VI)   | 5            |
| 6                         | Other distributions (describe in Part VI). See instructions.   | 6            |
| 7                         | <b>Total annual distributions.</b> Add lines 1 through 6.  | 7            |
| 8                         | Distributions to attentive supported organizations to which the organization is responsive (provide details in Part VI). See instructions. | 8            |
| 9                         | Distributable amount for 2023 from Section C, line 6   | 9            |
| 10                        | Line 8 amount divided by line 9 amount   | 10           |

| Section E - Distribution Allocations (see instructions) | (i)<br>Excess Distributions   | (ii)<br>Underdistributions<br>Pre-2023 | (iii)<br>Distributable<br>Amount for 2023 |
|---|---|--|---|
| 1   | Distributable amount for 2023 from Section C, line 6  |  |   |
| 2   | Underdistributions, if any, for years prior to 2023 (reasonable cause required - explain in Part VI). See instructions.   |  |   |
| 3   | Excess distributions carryover, if any, to 2023   |  |   |
| a   | From 2018   |  |   |
| b   | From 2019   |  |   |
| c   | From 2020   |  |   |
| d   | From 2021   |  |   |
| e   | From 2022   |  |   |
| f   | <b>Total of lines 3a through 3e</b>   |  |   |
| g   | Applied to underdistributions of prior years  |  |   |
| h   | Applied to 2023 distributable amount  |  |   |
| i   | Carryover from 2018 not applied (see instructions)  |  |   |
| j   | Remainder. Subtract lines 3g, 3h, and 3i from line 3f.  |  |   |
| 4   | Distributions for 2023 from Section D, line 7: \$   |  |   |
| a   | Applied to underdistributions of prior years  |  |   |
| b   | Applied to 2023 distributable amount  |  |   |
| c   | Remainder. Subtract lines 4a and 4b from line 4.  |  |   |
| 5   | Remaining underdistributions for years prior to 2023, if any. Subtract lines 3g and 4a from line 2. For result greater than zero, explain in Part VI. See instructions. |  |   |
| 6   | Remaining underdistributions for 2023. Subtract lines 3h and 4b from line 1. For result greater than zero, explain in Part VI. See instructions.                        |  |   |
| 7   | <b>Excess distributions carryover to 2024.</b> Add lines 3j and 4c.   |  |   |
| 8   | Breakdown of line 7   |  |   |
| a   | Excess from 2019  |  |   |
| b   | Excess from 2020  |  |   |
| c   | Excess from 2021  |  |   |
| d   | Excess from 2022  |  |   |
| e   | Excess from 2023  |  |   |

Schedule A (Form 990) 2023

**Part VI** **Supplemental Information.** Provide the explanations required by Part II, line 10; Part II, line 17a or 17b; Part III, line 12; Part IV, Section A, lines 1, 2, 3b, 3c, 4b, 4c, 5a, 6, 9a, 9b, 9c, 11a, 11b, and 11c; Part IV, Section B, lines 1 and 2; Part IV, Section C, line 1; Part IV, Section D, lines 2 and 3; Part IV, Section E, lines 1c, 2a, 2b, 3a, and 3b; Part V, line 1; Part V, Section B, line 1e; Part V, Section D, lines 5, 6, and 8; and Part V, Section E, lines 2, 5, and 6. Also complete this part for any additional information. (See instructions.)

Lined area for supplemental information with a large diagonal watermark reading 'DRAFT - FOR DISCUSSION PURPOSES ONLY'.

**SCHEDULE D**  
(Form 990)

Department of the Treasury  
Internal Revenue Service

**Supplemental Financial Statements**

Complete if the organization answered "Yes" on Form 990, Part IV, line 6, 7, 8, 9, 10, 11a, 11b, 11c, 11d, 11e, 11f, 12a, or 12b.  
Attach to Form 990.

Go to [www.irs.gov/Form990](http://www.irs.gov/Form990) for instructions and the latest information.

OMB No. 1545-0047

**2023**

Open to Public Inspection

Name of the organization **CALIFORNIA ONLINE PUBLIC SCHOOLS** Employer identification number **51-0596749**

**Part I Organizations Maintaining Donor Advised Funds or Other Similar Funds or Accounts.** Complete if the organization answered "Yes" on Form 990, Part IV, line 6.

|   | (a) Donor advised funds                                  | (b) Funds and other accounts |
|---|--|------------------------------|
| 1 Total number at end of year   |  |                              |
| 2 Aggregate value of contributions to (during year)   |  |                              |
| 3 Aggregate value of grants from (during year)  |  |                              |
| 4 Aggregate value at end of year  |  |                              |
| 5 Did the organization inform all donors and donor advisors in writing that the assets held in donor advised funds are the organization's property, subject to the organization's exclusive legal control?  | <input type="checkbox"/> Yes <input type="checkbox"/> No |                              |
| 6 Did the organization inform all grantees, donors, and donor advisors in writing that grant funds can be used only for charitable purposes and not for the benefit of the donor or donor advisor, or for any other purpose conferring impermissible private benefit? | <input type="checkbox"/> Yes <input type="checkbox"/> No |                              |

**Part II Conservation Easements.** Complete if the organization answered "Yes" on Form 990, Part IV, line 7.

1 Purpose(s) of conservation easements held by the organization (check all that apply):

Preservation of land for public use (for example, recreation or education)  Preservation of a historically important land area

Protection of natural habitat  Preservation of a certified historic structure

Preservation of open space

2 Complete lines 2a through 2d if the organization held a qualified conservation contribution in the form of a conservation easement on the last day of the tax year.

|  | Held at the End of the Tax Year |
|--|---------------------------------|
| a Total number of conservation easements   | 2a                              |
| b Total acreage restricted by conservation easements   | 2b                              |
| c Number of conservation easements on a certified historic structure included on line 2a   | 2c                              |
| d Number of conservation easements included on line 2c acquired after July 25, 2006, and not on a historic structure listed in the National Register | 2d                              |

3 Number of conservation easements modified, transferred, released, extinguished, or terminated by the organization during the tax year \_\_\_\_\_

4 Number of states where property subject to conservation easement is located \_\_\_\_\_

5 Does the organization have a written policy regarding the periodic monitoring, inspection, handling of violations, and enforcement of the conservation easements it holds?  Yes  No

6 Staff and volunteer hours devoted to monitoring, inspecting, handling of violations, and enforcing conservation easements during the year \_\_\_\_\_

7 Amount of expenses incurred in monitoring, inspecting, handling of violations, and enforcing conservation easements during the year \_\_\_\_\_

8 Does each conservation easement reported on line 2d above satisfy the requirements of section 170(h)(4)(B)(i) and section 170(h)(4)(B)(ii)?  Yes  No

9 In Part XIII, describe how the organization reports conservation easements in its revenue and expense statement and balance sheet, and include, if applicable, the text of the footnote to the organization's financial statements that describes the organization's accounting for conservation easements.

**Part III Organizations Maintaining Collections of Art, Historical Treasures, or Other Similar Assets.** Complete if the organization answered "Yes" on Form 990, Part IV, line 8.

1a If the organization elected, as permitted under FASB ASC 958, not to report in its revenue statement and balance sheet works of art, historical treasures, or other similar assets held for public exhibition, education, or research in furtherance of public service, provide in Part XIII the text of the footnote to its financial statements that describes these items.

b If the organization elected, as permitted under FASB ASC 958, to report in its revenue statement and balance sheet works of art, historical treasures, or other similar assets held for public exhibition, education, or research in furtherance of public service, provide the following amounts relating to these items:

(i) Revenue included on Form 990, Part VIII, line 1 \$ \_\_\_\_\_

(ii) Assets included in Form 990, Part X \$ \_\_\_\_\_

2 If the organization received or held works of art, historical treasures, or other similar assets for financial gain, provide the following amounts required to be reported under FASB ASC 958 relating to these items:

a Revenue included on Form 990, Part VIII, line 1 \$ \_\_\_\_\_

b Assets included in Form 990, Part X \$ \_\_\_\_\_

**Part III Organizations Maintaining Collections of Art, Historical Treasures, or Other Similar Assets** (continued)

- 3 Using the organization's acquisition, accession, and other records, check any of the following that make significant use of its collection items (check all that apply).
- a  Public exhibition
  - b  Scholarly research
  - c  Preservation for future generations
  - d  Loan or exchange program
  - e  Other \_\_\_\_\_
- 4 Provide a description of the organization's collections and explain how they further the organization's exempt purpose in Part XIII.
- 5 During the year, did the organization solicit or receive donations of art, historical treasures, or other similar assets to be sold to raise funds rather than to be maintained as part of the organization's collection?  Yes  No

**Part IV Escrow and Custodial Arrangements** Complete if the organization answered "Yes" on Form 990, Part IV, line 9, or reported an amount on Form 990, Part X, line 21.

- 1a Is the organization an agent, trustee, custodian, or other intermediary for contributions or other assets not included on Form 990, Part X?  Yes  No
- b If "Yes," explain the arrangement in Part XIII and complete the following table:
- |                                 | Amount |
|---------------------------------|--------|
| c Beginning balance             | 1c     |
| d Additions during the year     | 1d     |
| e Distributions during the year | 1e     |
| f Ending balance                | 1f     |
- 2a Did the organization include an amount on Form 990, Part X, line 21, for escrow or custodial account liability?  Yes  No
- b If "Yes," explain the arrangement in Part XIII. Check here if the explanation has been provided in Part XIII

**Part V Endowment Funds** Complete if the organization answered "Yes" on Form 990, Part IV, line 10.

|  | (a) Current year | (b) Prior year | (c) Two years back | (d) Three years back | (e) Four years back |
|--|------------------|----------------|--------------------|----------------------|---------------------|
| 1a Beginning of year balance                     |                  |                |                    |                      |                     |
| b Contributions                                  |                  |                |                    |                      |                     |
| c Net investment earnings, gains, and losses     |                  |                |                    |                      |                     |
| d Grants or scholarships                         |                  |                |                    |                      |                     |
| e Other expenditures for facilities and programs |                  |                |                    |                      |                     |
| f Administrative expenses                        |                  |                |                    |                      |                     |
| g End of year balance                            |                  |                |                    |                      |                     |

- 2 Provide the estimated percentage of the current year end balance (line 1g, column (a)) held as:
- a Board designated or quasi-endowment \_\_\_\_\_ %
  - b Permanent endowment \_\_\_\_\_ %
  - c Term endowment \_\_\_\_\_ %
- The percentages on lines 2a, 2b, and 2c should equal 100%.
- 3a Are there endowment funds not in the possession of the organization that are held and administered for the organization by:
- |  | Yes    | No |
|--|--------|----|
| (i) Unrelated organizations?   | 3a(i)  |    |
| (ii) Related organizations?  | 3a(ii) |    |
| b If "Yes" on line 3a(ii), are the related organizations listed as required on Schedule R? | 3b     |    |
- 4 Describe in Part XIII the intended uses of the organization's endowment funds.

**Part VI Land, Buildings, and Equipment**

Complete if the organization answered "Yes" on Form 990, Part IV, line 11a. See Form 990, Part X, line 10.

| Description of property   | (a) Cost or other basis (investment) | (b) Cost or other basis (other) | (c) Accumulated depreciation | (d) Book value |
|---|--------------------------------------|---------------------------------|------------------------------|----------------|
| 1a Land   |                                      |                                 |                              |                |
| b Buildings   |                                      |                                 |                              |                |
| c Leasehold improvements  |                                      | 168,135.                        | 79,397.                      | 88,738.        |
| d Equipment   |                                      | 32,522.                         | 12,647.                      | 19,875.        |
| e Other   |                                      |                                 |                              |                |
| Total. Add lines 1a through 1e. (Column (d) must equal Form 990, Part X, line 10c, column (B)). |                                      |                                 |                              | 108,613.       |

**Part VII Investments - Other Securities**

Complete if the organization answered "Yes" on Form 990, Part IV, line 11b. See Form 990, Part X, line 12.

| (a) Description of security or category (including name of security)    | (b) Book value | (c) Method of valuation: Cost or end-of-year market value |
|---|----------------|---|
| (1) Financial derivatives .....   |                |   |
| (2) Closely held equity interests .....                                 |                |   |
| (3) Other .....   |                |   |
| (A)   |                |   |
| (B)   |                |   |
| (C)   |                |   |
| (D)   |                |   |
| (E)   |                |   |
| (F)   |                |   |
| (G)   |                |   |
| (H)   |                |   |
| <b>Total.</b> (Col. (b) must equal Form 990, Part X, line 12, col. (B)) |                |   |

**Part VIII Investments - Program Related.**

Complete if the organization answered "Yes" on Form 990, Part IV, line 11c. See Form 990, Part X, line 13.

| (a) Description of investment   | (b) Book value | (c) Method of valuation: Cost or end-of-year market value |
|---|----------------|---|
| (1)   |                |   |
| (2)   |                |   |
| (3)   |                |   |
| (4)   |                |   |
| (5)   |                |   |
| (6)   |                |   |
| (7)   |                |   |
| (8)   |                |   |
| (9)   |                |   |
| <b>Total.</b> (Col. (b) must equal Form 990, Part X, line 13, col. (B)) |                |   |

**Part IX Other Assets**

Complete if the organization answered "Yes" on Form 990, Part IV, line 11d. See Form 990, Part X, line 15.

| (a) Description   | (b) Book value |
|---|----------------|
| (1)   |                |
| (2)   |                |
| (3)   |                |
| (4)   |                |
| (5)   |                |
| (6)   |                |
| (7)   |                |
| (8)   |                |
| (9)   |                |
| <b>Total.</b> (Column (b) must equal Form 990, Part X, line 15, col. (B)) |                |

**Part X Other Liabilities**

Complete if the organization answered "Yes" on Form 990, Part IV, line 11e or 11f. See Form 990, Part X, line 25.

| 1. (a) Description of liability   | (b) Book value    |
|---|-------------------|
| (1) Federal income taxes  |                   |
| (2) <b>LEASE LIABILITY</b>  | <b>1,768,961.</b> |
| (3)   |                   |
| (4)   |                   |
| (5)   |                   |
| (6)   |                   |
| (7)   |                   |
| (8)   |                   |
| (9)   |                   |
| <b>Total.</b> (Column (b) must equal Form 990, Part X, line 25, col. (B)) | <b>1,768,961.</b> |

2. Liability for uncertain tax positions. In Part XIII, provide the text of the footnote to the organization's financial statements that reports the organization's liability for uncertain tax positions under FASB ASC 740. Check here if the text of the footnote has been provided in Part XIII ...

**Part XI Reconciliation of Revenue per Audited Financial Statements With Revenue per Return**

Complete if the organization answered "Yes" on Form 990, Part IV, line 12a.

|   |   |    |   |              |
|---|---|----|---|--------------|
| 1 | Total revenue, gains, and other support per audited financial statements        |    | 1 | 123,911,138. |
| 2 | Amounts included on line 1 but not on Form 990, Part VIII, line 12:             |    |   |              |
| a | Net unrealized gains (losses) on investments                                    | 2a |   |              |
| b | Donated services and use of facilities  | 2b |   |              |
| c | Recoveries of prior year grants   | 2c |   |              |
| d | Other (Describe in Part XIII.)  | 2d |   |              |
| e | Add lines 2a through 2d   | 2e |   | 0.           |
| 3 | Subtract line 2e from line 1  |    | 3 | 123,911,138. |
| 4 | Amounts included on Form 990, Part VIII, line 12, but not on line 1:            |    |   |              |
| a | Investment expenses not included on Form 990, Part VIII, line 7b                | 4a |   |              |
| b | Other (Describe in Part XIII.)  | 4b |   |              |
| c | Add lines 4a and 4b   | 4c |   | 0.           |
| 5 | Total revenue. Add lines 3 and 4c. (This must equal Form 990, Part I, line 12.) |    | 5 | 123,911,138. |

**Part XII Reconciliation of Expenses per Audited Financial Statements With Expenses per Return**

Complete if the organization answered "Yes" on Form 990, Part IV, line 12a.

|   |  |    |   |              |
|---|--|----|---|--------------|
| 1 | Total expenses and losses per audited financial statements                       |    | 1 | 121,712,443. |
| 2 | Amounts included on line 1 but not on Form 990, Part IX, line 25:                |    |   |              |
| a | Donated services and use of facilities   | 2a |   |              |
| b | Prior year adjustments   | 2b |   |              |
| c | Other losses   | 2c |   |              |
| d | Other (Describe in Part XIII.)   | 2d |   |              |
| e | Add lines 2a through 2d  | 2e |   | 0.           |
| 3 | Subtract line 2e from line 1   |    | 3 | 121,712,443. |
| 4 | Amounts included on Form 990, Part IX, line 25, but not on line 1:               |    |   |              |
| a | Investment expenses not included on Form 990, Part VIII, line 7b                 | 4a |   |              |
| b | Other (Describe in Part XIII.)   | 4b |   |              |
| c | Add lines 4a and 4b  | 4c |   | 0.           |
| 5 | Total expenses. Add lines 3 and 4c. (This must equal Form 990, Part I, line 16.) |    | 5 | 121,712,443. |

**Part XIII Supplemental Information**

Provide the descriptions required for Part II, lines 3, 5, and 9; Part III, lines 1a and 4; Part IV, lines 1b and 2b; Part V, line 4; Part X, line 2; Part XI, lines 2d and 4b; and Part XII, lines 2d and 4b. Also complete this part to provide any additional information.

**PART X, LINE 2:**

THE ORGANIZATION IS A NONPROFIT ENTITY EXEMPT FROM THE PAYMENT OF INCOME TAXES UNDER INTERNAL REVENUE CODE SECTION 501(C)(3) AND CALIFORNIA REVENUE AND TAXATION CODE SECTION 23701D. ACCORDINGLY, NO PROVISION HAS BEEN MADE FOR INCOME TAXES. MANAGEMENT HAS DETERMINED THAT ALL INCOME TAX POSITIONS ARE MORE LIKELY THAN NOT OF BEING SUSTAINED UPON POTENTIAL AUDIT OR EXAMINATION; THEREFORE, NO DISCLOSURES OF UNCERTAIN INCOME TAX POSITIONS ARE REQUIRED. THE ORGANIZATION IS SUBJECT TO INCOME TAX ON NET INCOME THAT IS DERIVED FROM BUSINESS ACTIVITIES THAT ARE UNRELATED TO THE EXEMPT PURPOSES. THE ORGANIZATION FILES AN EXEMPT SCHOOL RETURN AND APPLICABLE UNRELATED BUSINESS INCOME TAX RETURN IN THE US FEDERAL JURISDICTION AND WITH THE CALIFORNIA FRANCHISE TAX BOARD.



**SCHEDULE E  
(Form 990)**

**Schools**

OMB No. 1545-0047

Complete if the organization answered "Yes" on Form 990, Part IV, line 13, or Form 990-EZ, Part VI, line 48.

**2023**

Attach to Form 990 or Form 990-EZ.

Open to Public Inspection

Department of the Treasury  
Internal Revenue Service

Go to [www.irs.gov/Form990](http://www.irs.gov/Form990) for the latest information.

Name of the organization

**CALIFORNIA ONLINE PUBLIC SCHOOLS**

Employer identification number

**51-0596749**

**Part I**

|  | YES                                 | NO                                  |
|--|-------------------------------------|-------------------------------------|
| 1 Does the organization have a racially nondiscriminatory policy toward students by statement in its charter, bylaws, other governing instrument, or in a resolution of its governing body? .....  | <input checked="" type="checkbox"/> | <input type="checkbox"/>            |
| 2 Does the organization include a statement of its racially nondiscriminatory policy toward students in all its brochures, catalogues, and other written communications with the public dealing with student admissions, programs, and scholarships? .....   | <input checked="" type="checkbox"/> | <input type="checkbox"/>            |
| 3 Has the organization publicized its racially nondiscriminatory policy on its primary publicly accessible internet homepage at all times during its tax year in a manner reasonably expected to be noticed by visitors to the homepage, or through newspaper or broadcast media during the period of solicitation for students, or during the registration period if it has no solicitation program, in a way that makes the policy known to all parts of the general community it serves? If "Yes," please describe. If "No," please explain. If you need more space, use Part II. ....<br><b>THE SCHOOL PUBLICIZES ITS POLICY ON ITS WEBSITE.</b> | <input checked="" type="checkbox"/> | <input type="checkbox"/>            |
| 4 Does the organization maintain the following?  |                                     |                                     |
| a Records indicating the racial composition of the student body, faculty, and administrative staff? .....  | <input checked="" type="checkbox"/> | <input type="checkbox"/>            |
| b Records documenting that scholarships and other financial assistance are awarded on a racially nondiscriminatory basis? ...  | <input type="checkbox"/>            | <input checked="" type="checkbox"/> |
| c Copies of all catalogues, brochures, announcements, and other written communications to the public dealing with student admissions, programs, and scholarships? .....  | <input checked="" type="checkbox"/> | <input type="checkbox"/>            |
| d Copies of all material used by the organization or on its behalf to solicit contributions? .....   | <input checked="" type="checkbox"/> | <input type="checkbox"/>            |
| If you answered "No" to any of the above, please explain. If you need more space, use Part II.<br><b>THE SCHOOL DOES NOT OFFER SCHOLARSHIPS OR OTHER FINANCIAL ASSISTANCE.</b>   |                                     |                                     |
| 5 Does the organization discriminate by race in any way with respect to:   |                                     |                                     |
| a Students' rights or privileges? .....  | <input type="checkbox"/>            | <input checked="" type="checkbox"/> |
| b Admissions policies? .....   | <input type="checkbox"/>            | <input checked="" type="checkbox"/> |
| c Employment of faculty or administrative staff? .....   | <input type="checkbox"/>            | <input checked="" type="checkbox"/> |
| d Scholarships or other financial assistance? .....  | <input type="checkbox"/>            | <input checked="" type="checkbox"/> |
| e Educational policies? .....  | <input type="checkbox"/>            | <input checked="" type="checkbox"/> |
| f Use of facilities? .....   | <input type="checkbox"/>            | <input checked="" type="checkbox"/> |
| g Athletic programs? .....   | <input type="checkbox"/>            | <input checked="" type="checkbox"/> |
| h Other extracurricular activities? .....  | <input type="checkbox"/>            | <input checked="" type="checkbox"/> |
| If you answered "Yes" to any of the above, please explain. If you need more space, use Part II.  |                                     |                                     |
| 6a Does the organization receive any financial aid or assistance from a governmental agency? .....   | <input checked="" type="checkbox"/> | <input type="checkbox"/>            |
| b Has the organization's right to such aid ever been revoked or suspended? .....   | <input type="checkbox"/>            | <input checked="" type="checkbox"/> |
| If you answered "Yes" on either line 6a or line 6b, explain on Part II.  |                                     |                                     |
| 7 Does the organization certify that it has complied with the applicable requirements of sections 4.01 through 4.05 of Rev. Proc. 75-50, 1975-2 C.B. 587, as modified by Rev. Proc. 2019-22, 2019-22 I.R.B. 1260, covering racial nondiscrimination? If "No," explain on Part II. ....   | <input checked="" type="checkbox"/> | <input type="checkbox"/>            |

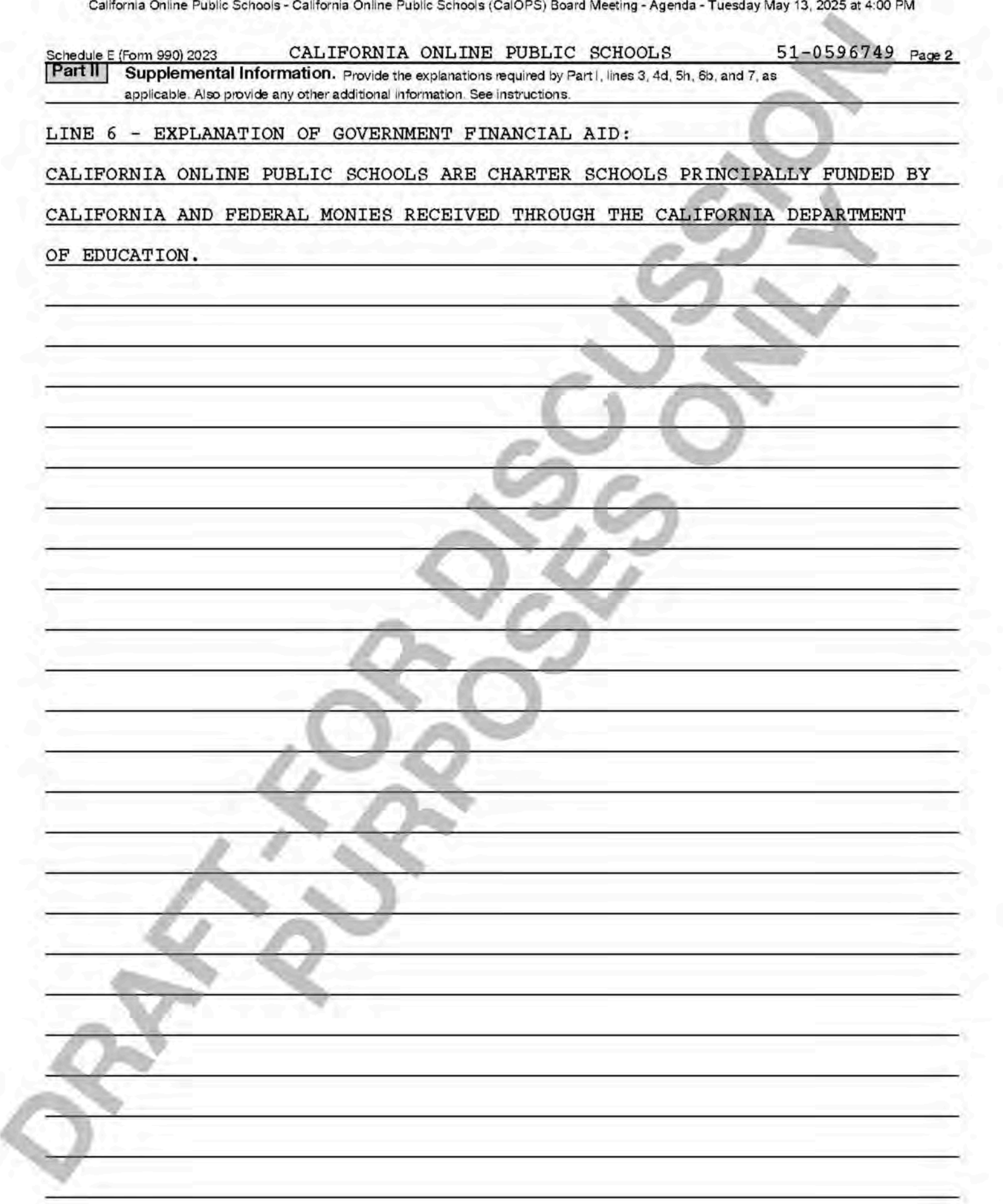
For Paperwork Reduction Act Notice, see the Instructions for Form 990 or 990-EZ.

Schedule E (Form 990) 2023

**Part II** **Supplemental Information.** Provide the explanations required by Part I, lines 3, 4d, 5h, 6b, and 7, as applicable. Also provide any other additional information. See instructions.

**LINE 6 - EXPLANATION OF GOVERNMENT FINANCIAL AID:**

CALIFORNIA ONLINE PUBLIC SCHOOLS ARE CHARTER SCHOOLS PRINCIPALLY FUNDED BY CALIFORNIA AND FEDERAL MONIES RECEIVED THROUGH THE CALIFORNIA DEPARTMENT OF EDUCATION.



**SCHEDULE J  
(Form 990)**

**Compensation Information**

OMB No. 1545-0047

**2023**

Open to Public Inspection

For certain Officers, Directors, Trustees, Key Employees, and Highest Compensated Employees  
Complete if the organization answered "Yes" on Form 990, Part IV, line 23.  
Attach to Form 990.  
Go to [www.irs.gov/Form990](http://www.irs.gov/Form990) for instructions and the latest information.

Department of the Treasury  
Internal Revenue Service

|   |   |
|---|---|
| Name of the organization<br><b>CALIFORNIA ONLINE PUBLIC SCHOOLS</b> | Employer identification number<br><b>51-0596749</b> |
|---|---|

**Part I Questions Regarding Compensation**

|  | Yes       | No       |
|--|-----------|----------|
| <b>1a</b> Check the appropriate box(es) if the organization provided any of the following to or for a person listed on Form 990, Part VII, Section A, line 1a. Complete Part III to provide any relevant information regarding these items:<br><input type="checkbox"/> First-class or charter travel<br><input type="checkbox"/> Travel for companions<br><input type="checkbox"/> Tax indemnification and gross-up payments<br><input type="checkbox"/> Discretionary spending account<br><input type="checkbox"/> Housing allowance or residence for personal use<br><input type="checkbox"/> Payments for business use of personal residence<br><input type="checkbox"/> Health or social club dues or initiation fees<br><input type="checkbox"/> Personal services (such as maid, chauffeur, chef) |           |          |
| <b>b</b> If any of the boxes on line 1a are checked, did the organization follow a written policy regarding payment or reimbursement or provision of all of the expenses described above? If "No," complete Part III to explain  | <b>1b</b> |          |
| <b>2</b> Did the organization require substantiation prior to reimbursing or allowing expenses incurred by all directors, trustees, and officers, including the CEO/Executive Director, regarding the items checked on line 1a?  | <b>2</b>  |          |
| <b>3</b> Indicate which, if any, of the following the organization used to establish the compensation of the organization's CEO/Executive Director. Check all that apply. Do not check any boxes for methods used by a related organization to establish compensation of the CEO/Executive Director, but explain in Part III.<br><input type="checkbox"/> Compensation committee<br><input type="checkbox"/> Independent compensation consultant<br><input type="checkbox"/> Form 990 of other organizations<br><input checked="" type="checkbox"/> Written employment contract<br><input checked="" type="checkbox"/> Compensation survey or study<br><input checked="" type="checkbox"/> Approval by the board or compensation committee   |           |          |
| <b>4</b> During the year, did any person listed on Form 990, Part VII, Section A, line 1a, with respect to the filing organization or a related organization:  |           |          |
| <b>a</b> Receive a severance payment or change-of-control payment?   | <b>4a</b> | <b>X</b> |
| <b>b</b> Participate in or receive payment from a supplemental nonqualified retirement plan?   | <b>4b</b> | <b>X</b> |
| <b>c</b> Participate in or receive payment from an equity-based compensation arrangement?<br>If "Yes" to any of lines 4a-c, list the persons and provide the applicable amounts for each item in Part III.   | <b>4c</b> | <b>X</b> |
| <b>Only section 501(c)(3), 501(c)(4), and 501(c)(29) organizations must complete lines 5-9.</b>  |           |          |
| <b>5</b> For persons listed on Form 990, Part VII, Section A, line 1a, did the organization pay or accrue any compensation contingent on the revenues of:  |           |          |
| <b>a</b> The organization?   | <b>5a</b> | <b>X</b> |
| <b>b</b> Any related organization?<br>If "Yes" on line 5a or 5b, describe in Part III.   | <b>5b</b> | <b>X</b> |
| <b>6</b> For persons listed on Form 990, Part VII, Section A, line 1a, did the organization pay or accrue any compensation contingent on the net earnings of:  |           |          |
| <b>a</b> The organization?   | <b>6a</b> | <b>X</b> |
| <b>b</b> Any related organization?<br>If "Yes" on line 6a or 6b, describe in Part III.   | <b>6b</b> | <b>X</b> |
| <b>7</b> For persons listed on Form 990, Part VII, Section A, line 1a, did the organization provide any nonfixed payments not described on lines 5 and 6? If "Yes," describe in Part III   | <b>7</b>  | <b>X</b> |
| <b>8</b> Were any amounts reported on Form 990, Part VII, paid or accrued pursuant to a contract that was subject to the initial contract exception described in Regulations section 53.4958-4(a)(3)? If "Yes," describe in Part III   | <b>8</b>  | <b>X</b> |
| <b>9</b> If "Yes" on line 8, did the organization also follow the rebuttable presumption procedure described in Regulations section 53.4958-6(c)?  | <b>9</b>  |          |

For Paperwork Reduction Act Notice, see the Instructions for Form 990.

Schedule J (Form 990) 2023

**Part II Officers, Directors, Trustees, Key Employees, and Highest Compensated Employees.** Use duplicate copies if additional space is needed.

For each individual whose compensation must be reported on Schedule J, report compensation from the organization on row (i) and from related organizations, described in the instructions, on row (ii). Do not list any individuals that aren't listed on Form 990, Part VII.

**Note:** The sum of columns (B)(i)-(iii) for each listed individual must equal the total amount of Form 990, Part VII, Section A, line 1a, applicable column (D) and (E) amounts for that individual.

| (A) Name and Title                                 |      | (B) Breakdown of W-2 and/or 1099-MISC and/or 1099-NEC compensation |                                     |                                     | (C) Retirement and other deferred compensation | (D) Nontaxable benefits | (E) Total of columns (B)(i)-(D) | (F) Compensation in column (B) reported as deferred on prior Form 990 |
|--|------|--|-------------------------------------|-------------------------------------|--|-------------------------|---------------------------------|---|
|  |      | (i) Base compensation  | (ii) Bonus & incentive compensation | (iii) Other reportable compensation |  |                         |                                 |   |
| (1) DR. RICHARD SAVAGE<br>SUPERINTENDENT           | (i)  | 213,546.   | 36,473.                             | 21,218.                             | 25,722.  | 20,301.                 | 317,260.                        | 0.  |
|  | (ii) | 0.   | 0.                                  | 0.                                  | 0.   | 0.                      | 0.                              | 0.  |
| (2) RICHIE ROMERO<br>DEPUTY SUPERINTENDENT         | (i)  | 206,707.   | 33,951.                             | 15,587.                             | 24,153.  | 1,801.                  | 282,199.                        | 0.  |
|  | (ii) | 0.   | 0.                                  | 0.                                  | 0.   | 0.                      | 0.                              | 0.  |
| (3) KARA MANNIX<br>PRINCIPAL                       | (i)  | 167,026.   | 27,965.                             | 5,113.                              | 40,212.  | 10,962.                 | 251,278.                        | 0.  |
|  | (ii) | 0.   | 0.                                  | 0.                                  | 0.   | 0.                      | 0.                              | 0.  |
| (4) MARCUS WHITE<br>PRINCIPAL                      | (i)  | 146,132.   | 27,254.                             | 14,375.                             | 18,065.  | 32,770.                 | 238,596.                        | 0.  |
|  | (ii) | 0.   | 0.                                  | 0.                                  | 0.   | 0.                      | 0.                              | 0.  |
| (5) STEPHAN FORD<br>ASSISTANT SUPERINTENDENT       | (i)  | 165,545.   | 30,795.                             | 1,595.                              | 906.   | 27,574.                 | 226,415.                        | 0.  |
|  | (ii) | 0.   | 0.                                  | 0.                                  | 0.   | 0.                      | 0.                              | 0.  |
| (6) HEATHER TAMAYO<br>PRINCIPAL                    | (i)  | 152,618.   | 25,335.                             | 9,847.                              | 35,474.  | 1,801.                  | 225,075.                        | 0.  |
|  | (ii) | 0.   | 0.                                  | 0.                                  | 0.   | 0.                      | 0.                              | 0.  |
| (7) LESLIE DOMBEK<br>DIR STUDENT ACHIEVEMENT       | (i)  | 143,710.   | 23,582.                             | 8,641.                              | 36,657.  | 335.                    | 212,925.                        | 0.  |
|  | (ii) | 0.   | 0.                                  | 0.                                  | 0.   | 0.                      | 0.                              | 0.  |
| (8) DANIEL J. HERTZLER<br>DIR OF BUSINESS SERVICES | (i)  | 124,148.   | 21,364.                             | 6,321.                              | 15,166.  | 19,947.                 | 186,946.                        | 0.  |
|  | (ii) | 0.   | 0.                                  | 0.                                  | 0.   | 0.                      | 0.                              | 0.  |
| (9) LACHELLE CARTER<br>DIR OF FINANCE              | (i)  | 122,286.   | 21,364.                             | 14,186.                             | 9,959.   | 19,101.                 | 186,896.                        | 0.  |
|  | (ii) | 0.   | 0.                                  | 0.                                  | 0.   | 0.                      | 0.                              | 0.  |
| (10) AMY PHILIPS<br>ASST PRINCIPAL III             | (i)  | 126,033.   | 20,893.                             | 7,486.                              | 22,729.  | 1,681.                  | 178,822.                        | 0.  |
|  | (ii) | 0.   | 0.                                  | 0.                                  | 0.   | 0.                      | 0.                              | 0.  |
|  | (i)  |  |                                     |                                     |  |                         |                                 |   |
|  | (ii) |  |                                     |                                     |  |                         |                                 |   |
|  | (i)  |  |                                     |                                     |  |                         |                                 |   |
|  | (ii) |  |                                     |                                     |  |                         |                                 |   |
|  | (i)  |  |                                     |                                     |  |                         |                                 |   |
|  | (ii) |  |                                     |                                     |  |                         |                                 |   |
|  | (i)  |  |                                     |                                     |  |                         |                                 |   |
|  | (ii) |  |                                     |                                     |  |                         |                                 |   |



**SCHEDULE O  
(Form 990)**

Department of the Treasury  
Internal Revenue Service

**Supplemental Information to Form 990 or 990-EZ**

Complete to provide information for responses to specific questions on  
Form 990 or 990-EZ or to provide any additional information.  
Attach to Form 990 or Form 990-EZ.  
Go to [www.irs.gov/Form990](http://www.irs.gov/Form990) for the latest information.

OMB No. 1545-0047

**2023**

Open to Public  
Inspection

Name of the organization

CALIFORNIA ONLINE PUBLIC SCHOOLS

Employer identification number

51-0596749

FORM 990, PART III, LINE 4A, PROGRAM SERVICE ACCOMPLISHMENTS:

TK-12.

FORM 990, PART VI, SECTION A, LINE 7A:

PER BYLAWS ARTICLE 4, SECTION 4.3 (C): ANY SCHOOL DISTRICT SPONSORING A  
CHARTER SCHOOL OPERATED BY THE CORPORATION SHALL BE ENTITLED TO ELECT OR  
APPOINT A SINGLE MEMBER OF THE BOARD OF DIRECTORS.

FORM 990, PART VI, SECTION A, LINE 8B:

THERE ARE NO COMMITTEES THAT HAVE THE AUTHORITY TO ACT ON BEHALF OF THE  
BOARD.

FORM 990, PART VI, SECTION B, LINE 11B:

THE FORM 990 IS PREPARED BY THE ORGANIZATION'S OUTSIDE PUBLIC ACCOUNTING  
FIRM BASED ON INFORMATION PROVIDED BY MANAGEMENT. ONCE A DRAFT OF THE  
RETURN IS AVAILABLE, IT IS REVIEWED BY MANAGEMENT WITH ANY CHANGES OR  
REVISIONS INCORPORATED INTO THE FILING. THE REVISED RETURN IS THEN REVIEWED  
BY THE BOARD.

FORM 990, PART VI, SECTION B, LINE 12C:

THE ORGANIZATION MAINTAINS A CONFLICT OF INTERESTS POLICY FOR BOARD  
MEMBERS, OFFICERS, AND EMPLOYEES. IN CONNECTION WITH ANY ACTUAL OR  
POTENTIAL CONFLICT OF INTERESTS, AN INTERESTED PERSON MUST DISCLOSE THE  
EXISTENCE AND NATURE OF ANY OUTSIDE INTEREST, OUTSIDE ACTIVITY, AND  
FINANCIAL INTEREST TO THE BOARD OF DIRECTORS, OR THE BOARD COMMITTEE

DELEGATED THE AUTHORITY TO RECEIVE SUCH DISCLOSURES. ALL DESIGNATED FILERS

For Paperwork Reduction Act Notice, see the Instructions for Form 990 or 990-EZ.

Schedule O (Form 990) 2023

LHA 332211 11-14-23

Schedule O (Form 990) 2023

Page 2

|  |  |
|--|--|
| Name of the organization<br>CALIFORNIA ONLINE PUBLIC SCHOOLS | Employer identification number<br>51-0596749 |
|--|--|

SUBMIT A FORM 700 ANNUALLY TO THE SCHOOL FILING OFFICER. THE FORMS ARE ALSO SUBMITTED TO THE FAIR POLITICAL PRACTICES COMMISSION, WHICH IS THE CODE REVIEWING BODY.

MONITORING IS PERFORMED REGULARLY BY THE BOARD OFFICERS TO IDENTIFY POTENTIAL CONFLICTS OF INTEREST. ANY QUESTION OF A CONFLICT IS ADDRESSED WITH THE INTERESTED PERSON, WHO IS REQUIRED TO DISCLOSE THE EXISTENCE OF ANY FINANCIAL INTEREST AND BE AFFORDED THE OPPORTUNITY TO DISCLOSE ALL MATERIAL FACTS TO THE BOARD AND EXECUTIVE DIRECTOR. IF A CONFLICT OF INTEREST IS IDENTIFIED, THE APPROPRIATE ACTION IS TAKEN, INCLUDING LIMITATIONS TO THE INDIVIDUAL'S INFLUENCE ON RELATED BUSINESS MATTERS.

WHEN CONFLICTS OF INTEREST ARISE AMONG BOARD MEMBERS, THE BOARD WILL IMPOSE RESTRICTIONS ON THE CONFLICTED INDIVIDUAL TO ENSURE IMPARTIALITY AND INTEGRITY IN DECISION-MAKING. INDIVIDUALS WITH A CONFLICT WILL BE PROHIBITED FROM PARTICIPATING IN THE GOVERNING BODY'S DELIBERATIONS AND DECISIONS RELATED TO THE TRANSACTION. THEY WILL NOT BE PRESENT DURING DISCUSSIONS AND VOTING RIGHTS WILL BE RESTRICTED ON MATTERS WHERE THEIR CONFLICT EXISTS. THESE MEASURES HELP MAINTAIN TRANSPARENCY AND PREVENT BIASED OUTCOMES.

FORM 990, PART VI, SECTION B, LINE 15A:

PRIOR TO APPROVAL OF ANNUAL SALARY FOR THE SUPERINTENDENT (IF SALARY IS BEING CHANGED) A REVIEW OF COMPARABLE SALARIES IN THE AREA IS PREPARED AND SUBMITTED FOR REVIEW TO THE BOARD MEMBERS, WHO THEN REVIEW, DISCUSS AND APPROVE THE EXECUTIVE DIRECTOR'S COMPENSATION PACKAGE DURING A PUBLICLY NOTICED MEETING.

|   |   |
|---|---|
| Name of the organization<br><b>CALIFORNIA ONLINE PUBLIC SCHOOLS</b> | Employer identification number<br><b>51-0596749</b> |
|---|---|

THE PROCESS DESCRIBED HERE WAS LAST COMPLETED IN 2024.

FORM 990, PART VI, SECTION C, LINE 19:

SINCE THE CORPORATION IS A PUBLIC AGENCY, ALL GOVERNING DOCUMENTS, BOARD POLICIES, MEETING MINUTES, AGENDAS, MEETING PACKAGES OF BACKUP MATERIALS, ETC, ARE PUBLIC RECORDS AND AN ELECTRONIC COPY OF EACH IS KEPT AS WELL.

THERE IS A PUBLIC RECORDS POLICY (POLICY AVAILABLE UPON REQUEST) REGARDING HOW TO AND FROM WHOM TO MAKE A REQUEST OF THESE DOCUMENTS.

FORM 990, PART IX, LINE 11G, OTHER FEES:

SPECIAL EDUCATION:

|                                 |             |
|---------------------------------|-------------|
| PROGRAM SERVICE EXPENSES        | 12,143,808. |
| MANAGEMENT AND GENERAL EXPENSES | 0.          |
| FUNDRAISING EXPENSES            | 0.          |
| TOTAL EXPENSES                  | 12,143,808. |

GENERAL CONSULTING:

|                                 |            |
|---------------------------------|------------|
| PROGRAM SERVICE EXPENSES        | 0.         |
| MANAGEMENT AND GENERAL EXPENSES | 6,119,762. |
| FUNDRAISING EXPENSES            | 0.         |
| TOTAL EXPENSES                  | 6,119,762. |

OTHER EDUCATIONAL CONSULTANTS:

|                                 |            |
|---------------------------------|------------|
| PROGRAM SERVICE EXPENSES        | 1,562,306. |
| MANAGEMENT AND GENERAL EXPENSES | 0.         |
| FUNDRAISING EXPENSES            | 0.         |
| TOTAL EXPENSES                  | 1,562,306. |

Schedule O (Form 990) 2023

Page 2

|   |   |
|---|---|
| Name of the organization<br><b>CALIFORNIA ONLINE PUBLIC SCHOOLS</b> | Employer identification number<br><b>51-0596749</b> |
|---|---|

**PAYROLL SERVICE FEE:**

**PROGRAM SERVICE EXPENSES** 0.

**MANAGEMENT AND GENERAL EXPENSES** 3,345,727.

**FUNDRAISING EXPENSES** 0.

**TOTAL EXPENSES** 3,345,727.

**OTHER FEES FOR SERVICES:**

**PROGRAM SERVICE EXPENSES** 392,639.

**MANAGEMENT AND GENERAL EXPENSES** -356,250.

**FUNDRAISING EXPENSES** 0.

**TOTAL EXPENSES** 36,389.

**TOTAL OTHER FEES ON FORM 990, PART IX, LINE 11G, COL A** 23,207,992.

**FORM 990, PART XII, LINE 2C:**

**THE PROCESS FOR OVERSIGHT AND SELECTION OF AN INDEPENDENT ACCOUNTANT HAS NOT CHANGED FROM THE PRIOR YEAR.**

2023 DEPRECIATION AND AMORTIZATION REPORT

FORM 990 PAGE 10

990

| Asset No. | Description              | Date Acquired | Method | Life | Conv | Line No. | Unadjusted Cost Or Basis | Bus % Excl | Section 179 Expense | * Reduction In Basis | Basis For Depreciation | Beginning Accumulated Depreciation | Current Sec 179 Expense | Current Year Deduction | Ending Accumulated Depreciation |
|-----------|--------------------------|---------------|--------|------|------|----------|--------------------------|------------|---------------------|----------------------|------------------------|------------------------------------|-------------------------|------------------------|---------------------------------|
| 1         | FIXED ASSETS             | 07/01/23      |        | .000 |      | HY16     | 200,657.                 |            |                     |                      | 200,657.               | 92,044.                            |                         | 0.                     | 92,044.                         |
|           | * TOTAL 990 PAGE 10 DEPR |               |        |      |      |          | 200,657.                 |            |                     |                      | 200,657.               | 92,044.                            |                         | 0.                     | 92,044.                         |

328111 04-01-23

(D) - Asset disposed

\* ITC, Salvage, Bonus, Commercial Revitalization Deduction, GO Zone

Form **4562**

**Depreciation and Amortization**  
**(Including Information on Listed Property)**

990

OMB No. 1545-0172

**2023**

Department of the Treasury  
Internal Revenue Service

Attach to your tax return.  
Go to [www.irs.gov/Form4562](http://www.irs.gov/Form4562) for instructions and the latest information.

Attachment  
Sequence No. 179

Name(s) shown on return

Business or activity to which this form relates

Identifying number

CALIFORNIA ONLINE PUBLIC SCHOOLS

FORM 990 PAGE 10

51-0596749

**Part I Election To Expense Certain Property Under Section 179** Note: If you have any listed property, complete Part V before you complete Part I.

|    |   |                              |                  |
|----|---|------------------------------|------------------|
| 1  | Maximum amount (see instructions)   | 1                            | 1,160,000.       |
| 2  | Total cost of section 179 property placed in service (see instructions)   | 2                            |                  |
| 3  | Threshold cost of section 179 property before reduction in limitation   | 3                            | 2,890,000.       |
| 4  | Reduction in limitation. Subtract line 3 from line 2. If zero or less, enter -0-  | 4                            |                  |
| 5  | Dollar limitation for tax year. Subtract line 4 from line 1. If zero or less, enter -0-. If married filing separately, see instructions | 5                            |                  |
| 6  | (a) Description of property   | (b) Cost (business use only) | (c) Elected cost |
| 7  | Listed property. Enter the amount from line 29  | 7                            |                  |
| 8  | Total elected cost of section 179 property. Add amounts in column (c), lines 6 and 7  | 8                            |                  |
| 9  | Tentative deduction. Enter the smaller of line 5 or line 8  | 9                            |                  |
| 10 | Carryover of disallowed deduction from line 13 of your 2022 Form 4562   | 10                           |                  |
| 11 | Business income limitation. Enter the smaller of business income (not less than zero) or line 5   | 11                           |                  |
| 12 | Section 179 expense deduction. Add lines 9 and 10, but don't enter more than line 11  | 12                           |                  |
| 13 | Carryover of disallowed deduction to 2024. Add lines 9 and 10, less line 12   | 13                           |                  |

Note: Don't use Part II or Part III below for listed property. Instead, use Part V.

**Part II Special Depreciation Allowance and Other Depreciation (Don't include listed property.)**

|    |  |    |  |
|----|--|----|--|
| 14 | Special depreciation allowance for qualified property (other than listed property) placed in service during the tax year | 14 |  |
| 15 | Property subject to section 168(f)(1) election   | 15 |  |
| 16 | Other depreciation (including ACRS)  | 16 |  |

**Part III MACRS Depreciation (Don't include listed property. See instructions.)**

**Section A**

|    |  |    |  |
|----|--|----|--|
| 17 | MACRS deductions for assets placed in service in tax years beginning before 2023   | 17 |  |
| 18 | If you are electing to group any assets placed in service during the tax year into one or more general asset accounts, check here <input type="checkbox"/> |    |  |

**Section B - Assets Placed in Service During 2023 Tax Year Using the General Depreciation System**

| (a) Classification of property | (b) Month and year placed in service | (c) Basis for depreciation (business/investment use only - see instructions) | (d) Recovery period | (e) Convention | (f) Method | (g) Depreciation deduction |
|--------------------------------|--------------------------------------|--|---------------------|----------------|------------|----------------------------|
| 19a                            | 3-year property                      |  |                     |                |            |                            |
| b                              | 5-year property                      |  |                     |                |            |                            |
| c                              | 7-year property                      |  |                     |                |            |                            |
| d                              | 10-year property                     |  |                     |                |            |                            |
| e                              | 15-year property                     |  |                     |                |            |                            |
| f                              | 20-year property                     |  |                     |                |            |                            |
| g                              | 25-year property                     |  | 25 yrs.             |                | S/L        |                            |
| h                              | Residential rental property          | /  | 27.5 yrs.           | MM             | S/L        |                            |
|                                |                                      | /  | 27.5 yrs.           | MM             | S/L        |                            |
| i                              | Nonresidential real property         | /  | 39 yrs.             | MM             | S/L        |                            |
|                                |                                      | /  |                     | MM             | S/L        |                            |

**Section C - Assets Placed in Service During 2023 Tax Year Using the Alternative Depreciation System**

|     |            |   |         |    |     |  |
|-----|------------|---|---------|----|-----|--|
| 20a | Class life |   |         |    | S/L |  |
| b   | 12-year    |   | 12 yrs. |    | S/L |  |
| c   | 30-year    | / | 30 yrs. | MM | S/L |  |
| d   | 40-year    | / | 40 yrs. | MM | S/L |  |

**Part IV Summary (See instructions.)**

|    |  |    |    |
|----|--|----|----|
| 21 | Listed property. Enter amount from line 28   | 21 |    |
| 22 | Total. Add amounts from line 12, lines 14 through 17, lines 19 and 20 in column (g), and line 21. Enter here and on the appropriate lines of your return. Partnerships and S corporations - see instr. | 22 | 0. |
| 23 | For assets shown above and placed in service during the current year, enter the portion of the basis attributable to section 263A costs  | 23 |    |

**Part V** Listed Property (include automobiles, certain other vehicles, certain aircraft, and property used for entertainment, recreation, or amusement)  
 Note: For any vehicle for which you are using the standard mileage rate or deducting lease expense, complete only 24a, 24b, columns (a) through (c) of Section A, all of Section B, and Section C if applicable.

**Section A - Depreciation and Other Information (Caution: See the instructions for limits for passenger automobiles.)**

| 24a Do you have evidence to support the business/investment use claimed? <input type="checkbox"/> Yes <input type="checkbox"/> No                        |                               | 24b If "Yes," is the evidence written? <input type="checkbox"/> Yes <input type="checkbox"/> No |                            |   |                        |                              |                               |                                 |
|--|-------------------------------|---|----------------------------|---|------------------------|------------------------------|-------------------------------|---------------------------------|
| (a)<br>Type of property<br>(list vehicles first)   | (b)<br>Date placed in service | (c)<br>Business/<br>investment<br>use percentage  | (d)<br>Cost or other basis | (e)<br>Basis for depreciation<br>(business/investment use only) | (f)<br>Recovery period | (g)<br>Method/<br>Convention | (h)<br>Depreciation deduction | (i)<br>Elected section 179 cost |
| 25 Special depreciation allowance for qualified listed property placed in service during the tax year and used more than 50% in a qualified business use |                               |   |                            |   |                        |                              | 25                            |                                 |
| 26 Property used more than 50% in a qualified business use:  |                               |   |                            |   |                        |                              |                               |                                 |
|  |                               | %   |                            |   |                        |                              |                               |                                 |
|  |                               | %   |                            |   |                        |                              |                               |                                 |
|  |                               | %   |                            |   |                        |                              |                               |                                 |
| 27 Property used 50% or less in a qualified business use:  |                               |   |                            |   |                        |                              |                               |                                 |
|  |                               | %   |                            |   |                        | S/L -                        |                               |                                 |
|  |                               | %   |                            |   |                        | S/L -                        |                               |                                 |
|  |                               | %   |                            |   |                        | S/L -                        |                               |                                 |
| 28 Add amounts in column (h), lines 25 through 27. Enter here and on line 21, page 1   |                               |   |                            |   |                        |                              | 28                            |                                 |
| 29 Add amounts in column (i), line 26. Enter here and on line 7, page 1  |                               |   |                            |   |                        |                              |                               | 29                              |

**Section B - Information on Use of Vehicles**

Complete this section for vehicles used by a sole proprietor, partner, or other "more than 5% owner," or related person. If you provided vehicles to your employees, first answer the questions in Section C to see if you meet an exception to completing this section for those vehicles.

|   | (a)<br>Vehicle 1 |    | (b)<br>Vehicle 2 |    | (c)<br>Vehicle 3 |    | (d)<br>Vehicle 4 |    | (e)<br>Vehicle 5 |    | (f)<br>Vehicle 6 |    |
|---|------------------|----|------------------|----|------------------|----|------------------|----|------------------|----|------------------|----|
|   | Yes              | No | Yes              | No | Yes              | No | Yes              | No | Yes              | No | Yes              | No |
| 30 Total business/investment miles driven during the year (don't include commuting miles) |                  |    |                  |    |                  |    |                  |    |                  |    |                  |    |
| 31 Total commuting miles driven during the year   |                  |    |                  |    |                  |    |                  |    |                  |    |                  |    |
| 32 Total other personal (noncommuting) miles driven                                       |                  |    |                  |    |                  |    |                  |    |                  |    |                  |    |
| 33 Total miles driven during the year. Add lines 30 through 32                            |                  |    |                  |    |                  |    |                  |    |                  |    |                  |    |
| 34 Was the vehicle available for personal use during off-duty hours?                      |                  |    |                  |    |                  |    |                  |    |                  |    |                  |    |
| 35 Was the vehicle used primarily by a more than 5% owner or related person?              |                  |    |                  |    |                  |    |                  |    |                  |    |                  |    |
| 36 Is another vehicle available for personal use?   |                  |    |                  |    |                  |    |                  |    |                  |    |                  |    |

**Section C - Questions for Employers Who Provide Vehicles for Use by Their Employees**

Answer these questions to determine if you meet an exception to completing Section B for vehicles used by employees who aren't more than 5% owners or related persons.

|   | Yes | No |
|---|-----|----|
| 37 Do you maintain a written policy statement that prohibits all personal use of vehicles, including commuting, by your employees?  |     |    |
| 38 Do you maintain a written policy statement that prohibits personal use of vehicles, except commuting, by your employees? See the instructions for vehicles used by corporate officers, directors, or 1% or more owners |     |    |
| 39 Do you treat all use of vehicles by employees as personal use?   |     |    |
| 40 Do you provide more than five vehicles to your employees, obtain information from your employees about the use of the vehicles, and retain the information received?   |     |    |
| 41 Do you meet the requirements concerning qualified automobile demonstration use?  |     |    |

Note: If your answer to 37, 38, 39, 40, or 41 is "Yes," don't complete Section B for the covered vehicles.

**Part VI Amortization**

| (a)<br>Description of costs   | (b)<br>Date amortization begins | (c)<br>Amortizable amount | (d)<br>Code section | (e)<br>Amortization period or percentage | (f)<br>Amortization for this year |
|---|---------------------------------|---------------------------|---------------------|--|-----------------------------------|
| 42 Amortization of costs that begins during your 2023 tax year:               |                                 |                           |                     |  |                                   |
|   |                                 |                           |                     |  |                                   |
| 43 Amortization of costs that began before your 2023 tax year                 |                                 |                           |                     |  | 43                                |
| 44 Total. Add amounts in column (f). See the instructions for where to report |                                 |                           |                     |  | 44                                |

2023 DEPRECIATION AND AMORTIZATION REPORT

- CURRENT YEAR FEDERAL - CALIFORNIA ONLINE PUBLIC SCHOOLS

| Asset No. | Description              | Date Acquired | Method | Life | Line No. | Unadjusted Cost Or Basis | Bus % Excl | * Reduction In Basis | Basis For Depreciation | Accumulated Depreciation | Current Sec 179 | Current Year Deduction |
|-----------|--------------------------|---------------|--------|------|----------|--------------------------|------------|----------------------|------------------------|--------------------------|-----------------|------------------------|
| 1         | FIXED ASSETS             | 070123        |        | .000 | 16       | 200,657.                 |            |                      | 200,657.               | 92,044.                  |                 | 0.                     |
|           | * TOTAL 990 PAGE 10 DEPR |               |        |      |          | 200,657.                 |            | 0.                   | 200,657.               | 92,044.                  |                 | 0.                     |

328102 04-01-23

(D) - Asset disposed

\* ITC, Section 179, Salvage, Bonus, Commercial Revitalization Deduction

2024 DEPRECIATION AND AMORTIZATION REPORT

- NEXT YEAR FEDERAL -

CALIFORNIA ONLINE PUBLIC SCHOOLS

| Asset No. | Description              | Date Acquired | Method | Life | Unadjusted Cost Or Basis | * Reduction In Basis | Basis For Depreciation | Accumulated Depreciation | Amount Of Depreciation |
|-----------|--------------------------|---------------|--------|------|--------------------------|----------------------|------------------------|--------------------------|------------------------|
| 1         | FIXED ASSETS             | 07/01/23      |        | .000 | 200,657.                 |                      | 200,657.               | 92,044.                  | 0.                     |
|           | * TOTAL 990 PAGE 10 DEPR |               |        |      | 200,657.                 |                      | 200,657.               | 92,044.                  | 0.                     |

(D) - Asset disposed

\* ITC, Section 179, Salvage, HR 3090, Commercial Revitalization Deduction, GO Zone

TAXABLE YEAR

2023

# California Exempt Organization Annual Information Return

328941 12-26-23  
FORM

199

Calendar Year 2023 or fiscal year beginning (mm/dd/yyyy) 07/01/2023, and ending (mm/dd/yyyy) 06/30/2024

Corporation/Organization name CALIFORNIA ONLINE PUBLIC SCHOOLS California corporation number 2595016

Additional information. See instructions. FEIN 51-0596749

Street address (suite or room) 33272 VALLE RD P.M.B. no. \_\_\_\_\_

City SAN JUAN CAPISTRANO State CA ZIP code 92675

Foreign country name \_\_\_\_\_ Foreign province/state/county \_\_\_\_\_ Foreign postal code \_\_\_\_\_

**A** First return  Yes  No  
**B** Amended return  Yes  No  
**C** IRC Section 4947(a)(1) trust  Yes  No  
**D** Final information return?  
 Dissolved  Surrendered (Withdrawn)  Merged/Reorganized  
 Enter date: (mm/dd/yyyy) \_\_\_\_\_  
**E** Check accounting method: (1)  Cash (2)  Accrual (3)  Other  
**F** Federal return filed? (1)  990T (2)  990PF (3)  Sch H (990) (4)  Other 990 series  
**G** Is this a group filing? See instructions  Yes  No  
**H** Is this organization in a group exemption  Yes  No  
 If "Yes," what is the parent's name? \_\_\_\_\_  
**I** Did the organization have any changes to its guidelines not reported to the FTB? See instructions  Yes  No  
**J** If exempt under R&TC Section 23701d, has the organization engaged in political activities? See instructions.  Yes  No  
**K** Is the organization exempt under R&TC Section 23701g? If "Yes," enter the gross receipts from nonmember sources \$ \_\_\_\_\_  Yes  No  
**L** Is the organization a limited liability company?  Yes  No  
**M** Did the organization file Form 100 or Form 109 to report taxable income?  Yes  No  
**N** Is the organization under audit by the IRS or has the IRS audited in a prior year?  Yes  No  
**O** Is federal Form 1023/1024 pending? Date filed with IRS \_\_\_\_\_  Yes  No

**Part I Complete Part I unless not required to file this form. See General Information B and G.**

|                       |    |  |    |             |    |
|-----------------------|----|--|----|-------------|----|
| Receipts and Revenues | 1  | Gross sales or receipts from other sources. From Side 2, Part II, line 8   | 1  | 236,347     | 00 |
|                       | 2  | Gross dues and assessments from members and affiliates   | 2  |             | 00 |
|                       | 3  | Gross contributions, gifts, grants, and similar amounts received   | 3  | 123,674,791 | 00 |
|                       | 4  | Total gross receipts for filing requirement test. Add line 1 through line 3.<br><b>This line must be completed.</b> If the result is less than \$50,000, see General Information B | 4  | 123,911,138 | 00 |
|                       | 5  | Cost of goods sold   | 5  |             | 00 |
|                       | 6  | Cost or other basis, and sales expenses of assets sold   | 6  |             | 00 |
|                       | 7  | Total costs. Add line 5 and line 6   | 7  |             | 00 |
|                       | 8  | Total gross income. Subtract line 7 from line 4  | 8  | 123,911,138 | 00 |
| Expenses              | 9  | Total expenses and disbursements. From Side 2, Part II, line 18  | 9  | 121,712,443 | 00 |
|                       | 10 | Excess of receipts over expenses and disbursements. Subtract line 9 from line 8  | 10 | 2,198,695   | 00 |
| Payments              | 11 | Total payments   | 11 |             | 00 |
|                       | 12 | Use tax. See General Information K   | 12 |             | 00 |
|                       | 13 | Payments balance. If line 11 is more than line 12, subtract line 12 from line 11   | 13 |             | 00 |
|                       | 14 | Use tax balance. If line 12 is more than line 11, subtract line 11 from line 12  | 14 |             | 00 |
|                       | 15 | Penalties and interest. See General Information J  | 15 |             | 00 |
|                       | 16 | <b>Balance due.</b> Add line 12 and line 15. Then subtract line 11 from the result   | 16 |             | 00 |

Under penalty of perjury, I declare that I have examined the return, including accompanying schedules and statements, and to the best of my knowledge and belief, it is true, correct, and complete. Declaration of preparer (other than taxpayer) is based on all information of which preparer has any knowledge.

**Sign Here**

Signature of officer SUPER INTENDENT Title \_\_\_\_\_ Date \_\_\_\_\_  
 Preparer's signature MEI-LI HUANG Date 05/08/25 Check if self-employed   
 Firm's name (or yours, if self-employed) and address CLIFTONLARSONALLEN LLP  
2210 EAST ROUTE 66  
GLENDORA, CA 91740  
 Telephone (626) 857-7300  
 May the FTB discuss this return with the preparer shown above? See instructions  Yes  No

**CALIFORNIA ONLINE PUBLIC SCHOOLS**

51-0596749

**Part II Organizations with gross receipts of more than \$50,000 and private foundations regardless of amount of gross receipts - complete Part II or furnish substitute information.**

328951 12-26-23

|                                    |                                   |  |   |            |             |    |
|------------------------------------|-----------------------------------|--|---|------------|-------------|----|
| <b>Receipts from Other Sources</b> | 1                                 | Gross sales or receipts from all business activities. See instructions   | 1   |            | 00          |    |
|                                    | 2                                 | Interest   | 2   | 236,347    | 00          |    |
|                                    | 3                                 | Dividends  | 3   |            | 00          |    |
|                                    | 4                                 | Gross rents  | 4   |            | 00          |    |
|                                    | 5                                 | Gross royalties  | 5   |            | 00          |    |
|                                    | 6                                 | Gross amount received from sale of assets (See instructions)   | 6   |            | 00          |    |
|                                    | 7                                 | Other income   | 7   |            | 00          |    |
|                                    | 8                                 | <b>Total</b> gross sales or receipts from other sources. Add line 1 through line 7. Enter here and on Side 1, Part I, line 1 | 8   | 236,347    | 00          |    |
|                                    | 9                                 | Contributions, gifts, grants, and similar amounts paid   | 9   |            | 00          |    |
|                                    | 10                                | Disbursements to or for members  | 10  |            | 00          |    |
|                                    | 11                                | Compensation of officers, directors, and trustees <b>SEE STATEMENT 1</b>   | 11  | 986,647    | 00          |    |
|                                    | 12                                | Other salaries and wages   | 12  | 42,427,979 | 00          |    |
|                                    | <b>Expenses and Disbursements</b> | 13   | Interest  | 13         |             | 00 |
|                                    |                                   | 14   | Taxes   | 14         | 927,570     | 00 |
|                                    |                                   | 15   | Rents   | 15         | 1,462,445   | 00 |
|                                    |                                   | 16   | Depreciation and depletion (See instructions)   | 16         | 58,213      | 00 |
|                                    |                                   | 17   | Other expenses and disbursements <b>SEE STATEMENT 2</b>   | 17         | 75,849,589  | 00 |
|                                    |                                   | 18   | <b>Total</b> expenses and disbursements. Add line 9 through line 17. Enter here and on Side 1, Part I, line 9 | 18         | 121,712,443 | 00 |

| <b>Schedule L Balance Sheet</b>                      | <b>Beginning of taxable year</b> |            | <b>End of taxable year</b> |            |
|--|----------------------------------|------------|----------------------------|------------|
|  | (a)                              | (b)        | (c)                        | (d)        |
| <b>Assets</b>  |                                  |            |                            |            |
| 1 Cash   |                                  | 42,098,967 |                            | 37,464,908 |
| 2 Net accounts receivable                            |                                  |            |                            | 84,621     |
| 3 Net notes receivable                               |                                  |            |                            |            |
| 4 Inventories  |                                  |            |                            |            |
| 5 Federal and state government obligations           |                                  |            |                            |            |
| 6 Investments in other bonds                         |                                  |            |                            |            |
| 7 Investments in stock                               |                                  |            |                            |            |
| 8 Mortgage loans                                     |                                  |            |                            |            |
| 9 Other investments                                  |                                  |            |                            |            |
| 10 a Depreciable assets                              | 200,657                          |            | 200,657                    |            |
| b Less accumulated depreciation                      | 33,831                           | 166,826    | 92,044                     | 108,613    |
| 11 Land  |                                  |            |                            |            |
| 12 Other assets <b>STMT 3</b>                        |                                  | 20,607,575 |                            | 25,537,595 |
| 13 <b>Total assets</b>                               |                                  | 62,873,368 |                            | 63,195,737 |
| <b>Liabilities and net worth</b>                     |                                  |            |                            |            |
| 14 Accounts payable                                  |                                  | 26,493,573 |                            | 20,055,446 |
| 15 Contributions, gifts, or grants payable           |                                  |            |                            |            |
| 16 Bonds and notes payable                           |                                  |            |                            |            |
| 17 Mortgages payable                                 |                                  |            |                            |            |
| 18 Other liabilities <b>STMT 4</b>                   |                                  | 13,058,078 |                            | 17,619,879 |
| 19 Capital stock or principal fund                   |                                  |            |                            |            |
| 20 Paid-in or capital surplus. Attach reconciliation |                                  |            |                            |            |
| 21 Retained earnings or income fund                  |                                  | 23,321,717 |                            | 25,520,412 |
| 22 <b>Total liabilities and net worth</b>            |                                  | 62,873,368 |                            | 63,195,737 |

| <b>Schedule M-1 Reconciliation of Income per books with Income per return</b>                          |           |  |           |
|--|-----------|--|-----------|
| Do not complete this schedule if the amount on Schedule L, line 13, column (d), is less than \$50,000. |           |  |           |
| 1 Net income per books   | 2,198,695 | 7 Income recorded on books this year not included in this return. Attach schedule      |           |
| 2 Federal income tax   |           | 8 Deductions in this return not charged against book income this year. Attach schedule |           |
| 3 Excess of capital losses over capital gains  |           | 9 Total. Add line 7 and line 8   |           |
| 4 Income not recorded on books this year. Attach schedule  |           | 10 Net income per return. Subtract line 9 from line 6                                  | 2,198,695 |
| 5 Expenses recorded on books this year not deducted in this return. Attach schedule                    |           |  |           |
| 6 Total. Add line 1 through line 5   | 2,198,695 |  |           |

CALIFORNIA ONLINE PUBLIC SCHOOLS

51-0596749

CA 199 COMPENSATION OF OFFICERS, DIRECTORS AND TRUSTEES STATEMENT 1

| NAME AND ADDRESS  | TITLE AND<br>AVERAGE HRS WORKED/WK | COMPENSATION |
|---|------------------------------------|--------------|
| DR. RICHARD SAVAGE<br>33272 VALLE RD<br>SAN JUAN CAPISTRANO, CA 92675 | SUPERINTENDENT<br>40.00            | 268,378.     |
| RICHIE ROMERO<br>33272 VALLE RD<br>SAN JUAN CAPISTRANO, CA 92675      | DEPUTY SUPERINTENDENT<br>40.00     | 250,599.     |
| STEPHAN FORD<br>33272 VALLE RD<br>SAN JUAN CAPISTRANO, CA 92675       | ASSISTANT SUPERINTENDENT<br>40.00  | 173,521.     |
| DANIEL J. HERTZLER<br>33272 VALLE RD<br>SAN JUAN CAPISTRANO, CA 92675 | DIR OF BUSINESS SERVICES<br>40.00  | 157,477.     |
| LACHELLE CARTER<br>33272 VALLE RD<br>SAN JUAN CAPISTRANO, CA 92675    | DIR OF FINANCE<br>40.00            | 136,672.     |
| ELAINE PALVICH<br>33272 VALLE RD<br>SAN JUAN CAPISTRANO, CA 92675     | PRESIDENT<br>1.00                  | 0.           |
| DIANA RIVAS<br>33272 VALLE RD<br>SAN JUAN CAPISTRANO, CA 92675        | BOARD VICE CHAIR<br>1.00           | 0.           |
| MICHAEL K. HENJUM<br>33272 VALLE RD<br>SAN JUAN CAPISTRANO, CA 92675  | TREASURER<br>1.00                  | 0.           |
| ADAM PULSIPHER<br>33272 VALLE RD<br>SAN JUAN CAPISTRANO, CA 92675     | SECRETARY<br>1.00                  | 0.           |
| PAUL HEDRICK<br>33272 VALLE RD<br>SAN JUAN CAPISTRANO, CA 92675       | DIRECTOR<br>1.00                   | 0.           |
| ERIC WICKLIFFE JR.<br>33272 VALLE RD<br>SAN JUAN CAPISTRANO, CA 92675 | DIRECTOR<br>1.00                   | 0.           |

CALIFORNIA ONLINE PUBLIC SCHOOLS

51-0596749

BENJAMIN HARTELT  
33272 VALLE RD  
SAN JUAN CAPISTRANO, CA 92675

DIRECTOR  
1.00

0.

TOTAL TO FORM 199, PART II, LINE 11

986,647.

CA 199 OTHER EXPENSES STATEMENT 2

| <u>DESCRIPTION</u>                  | <u>AMOUNT</u>      |
|-------------------------------------|--------------------|
| INSTRUCTIONAL MATERIALS             | 13,262,479.        |
| OTHER EXPENSES                      | 940,443.           |
| PENSION PLAN CONTRIBUTIONS          | 4,725,015.         |
| OTHER EMPLOYEE BENEFITS             | 7,055,392.         |
| LEGAL FEES                          | 199,599.           |
| ACCOUNTING FEES                     | 2,066,008.         |
| OTHER PROFESSIONAL FEES             | 23,207,992.        |
| ADVERTISING AND PROMOTION           | 2,511,238.         |
| OFFICE EXPENSES                     | 3,931,056.         |
| INFORMATION TECHNOLOGY              | 15,039,324.        |
| TRAVEL                              | 1,293,103.         |
| CONFERENCES AND CONVENTIONS         | 1,415,480.         |
| INSURANCE                           | 202,460.           |
| TOTAL TO FORM 199, PART II, LINE 17 | <u>75,849,589.</u> |

CA 199 OTHER ASSETS STATEMENT 3

| <u>DESCRIPTION</u>                     | <u>BEG. OF YEAR</u> | <u>END OF YEAR</u> |
|--|---------------------|--------------------|
| PLEDGES AND GRANTS RECEIVABLE          | 19,767,934.         | 21,625,758.        |
| PREPAID EXPENSES AND DEFERRED CHARGES  | 391,298.            | 2,140,737.         |
| LONG TERM DEPOSITS                     | 20,387.             | 20,387.            |
| RIGHT OF USE ASSET                     | 427,956.            | 1,750,713.         |
| TOTAL TO FORM 199, SCHEDULE L, LINE 12 | <u>20,607,575.</u>  | <u>25,537,595.</u> |

CALIFORNIA ONLINE PUBLIC SCHOOLS

51-0596749

| CA 199                                 | OTHER LIABILITIES | STATEMENT 4         |                    |
|--|-------------------|---------------------|--------------------|
| <u>DESCRIPTION</u>                     |                   | <u>BEG. OF YEAR</u> | <u>END OF YEAR</u> |
| LEASE LIABILITY                        |                   | 457,554.            | 1,768,961.         |
| DEFERRED REVENUE                       |                   | 12,600,524.         | 15,850,918.        |
| TOTAL TO FORM 199, SCHEDULE L, LINE 18 |                   | <u>13,058,078.</u>  | <u>17,619,879.</u> |

| CA 199                                 | FUND BALANCES | STATEMENT 5         |                    |
|--|---------------|---------------------|--------------------|
| <u>DESCRIPTION</u>                     |               | <u>BEG. OF YEAR</u> | <u>END OF YEAR</u> |
| NET ASSETS WITHOUT DONOR RESTRICTIONS  |               | 23,321,717.         | 25,520,412.        |
| TOTAL TO FORM 199, SCHEDULE L, LINE 21 |               | <u>23,321,717.</u>  | <u>25,520,412.</u> |

DRAFT-FOR DISCUSSION ONLY  
PURPOSES

TAXABLE YEAR  
**2023**

**Corporation Depreciation and Amortization**

CALIFORNIA FORM  
**3885**

Attach to Form 100 or Form 100W.

FORM 199

FEIN 51-0596749

Corporation name

California corporation number

**CALIFORNIA ONLINE PUBLIC SCHOOLS**

**2595016**

**Part I Election To Expense Certain Property Under IRC Section 179**

|  |    |           |
|--|----|-----------|
| 1 Maximum deduction under IRC Section 179 for California   | 1  | \$25,000  |
| 2 Total cost of IRC Section 179 property placed in service   | 2  |           |
| 3 Threshold cost of IRC Section 179 property before reduction in limitation                        | 3  | \$200,000 |
| 4 Reduction in limitation. Subtract line 3 from line 2. If zero or less, enter -0-                 | 4  |           |
| 5 Dollar limitation for taxable year. Subtract line 4 from line 1. If zero or less, enter -0-      | 5  |           |
| <b>(a) Description of property</b>   |    |           |
| <b>(b) Cost (business use only)</b>  |    |           |
| <b>(c) Elected cost</b>  |    |           |
| 6  |    |           |
| 7 Listed property (elected IRC Section 179 cost)   | 7  |           |
| 8 Total elected cost of IRC Section 179 property. Add amounts in column (c), line 6 and line 7     | 8  |           |
| 9 Tentative deduction. Enter the smaller of line 5 or line 8                                       | 9  |           |
| 10 Carryover of disallowed deduction from prior taxable years                                      | 10 |           |
| 11 Business income limitation. Enter the smaller of business income (not less than zero) or line 9 | 11 |           |
| 12 IRC Section 179 expense deduction. Add line 9 and line 10, but do not enter more than line 11   | 12 |           |
| 13 Carryover of disallowed deduction to 2024. Add line 9 and line 10, less line 12                 | 13 |           |

**Part II Depreciation and Election of Additional First Year Depreciation Deduction Under R&TC Section 24356**

| (a) Description of property  | (b) Date acquired (mm/dd/yyyy) | (c) Cost or other basis | (d) Depreciation allowed or allowable in earlier years | (e) Depreciation method | (f) Life or rate | (g) Depreciation for this year | (h) Additional first year depreciation |  |
|--|--------------------------------|-------------------------|--|-------------------------|------------------|--------------------------------|--|--|
| 14 1 FIXED ASSETS  | 07/01/23                       | 200,657                 |  |                         | .000             | 0                              |  |  |
| 15 Add the amounts in column (g) and column (h). The total of column (h) may not exceed \$2,000.<br>See instructions for line 14, column (h) |                                |                         |  |                         |                  |                                | 15                                     |  |

**Part III Summary**

|   |    |  |
|---|----|--|
| 16 Total: If the corporation is electing:<br>IRC Section 179 expense, add the amount on line 12 and line 15, column (g) or<br>Additional first year depreciation under R&TC Section 24356, add the amounts on line 15, columns (g) and (h) or<br>Depreciation (if no election is made), enter the amount from line 15, column (g)   | 16 |  |
| 17 Total depreciation claimed for federal purposes from federal Form 4562, line 22  | 17 |  |
| 18 Depreciation adjustment. If line 17 is greater than line 16, enter the difference here and on Form 100 or Form 100W, Side 1, line 6.<br>If line 17 is less than line 16, enter the difference here and on Form 100 or Form 100W, Side 2, line 12. (If California depreciation amounts are used to determine net income before state adjustments on Form 100 or Form 100W, no adjustment is necessary.) | 18 |  |

**Part IV Amortization**

| (a) Description of property  | (b) Date acquired (mm/dd/yyyy) | (c) Cost or other basis | (d) Amortization allowed or allowable in earlier years | (e) R&TC Section (see instructions) | (f) Period or percentage | (g) Amortization for this year |
|--|--------------------------------|-------------------------|--|-------------------------------------|--------------------------|--------------------------------|
| 19   |                                |                         |  |                                     |                          |                                |
| 20 Total. Add the amounts in column (g)  |                                |                         |  |                                     |                          | 20                             |
| 21 Total amortization claimed for federal purposes from federal Form 4562, line 44   |                                |                         |  |                                     |                          | 21                             |
| 22 Amortization adjustment. If line 21 is greater than line 20, enter the difference here and on Form 100 or Form 100W, Side 1, line 6. If line 21 is less than line 20, enter the difference here and on Form 100 or Form 100W, Side 2, line 12 |                                |                         |  |                                     |                          | 22                             |

022

Date Accepted \_\_\_\_\_

DO NOT MAIL THIS FORM TO THE FTB

TAXABLE YEAR

2023

**California e-file Return Authorization for Exempt Organizations**

FORM  
**8453-EO**

|   |                    |
|---|--------------------|
| Exempt Organization name                | Identifying number |
| <b>CALIFORNIA ONLINE PUBLIC SCHOOLS</b> | <b>51-0596749</b>  |

**Part I Electronic Return Information (whole dollars only)**

|  |   |                    |
|--|---|--------------------|
| 1 Total gross receipts or unrelated business taxable income (Form 199, line 4 or Form 109, line 5) | 1 | <b>123,911,138</b> |
| 2 Total gross income or total tax (Form 199, line 8 or Form 109, line 14)                          | 2 | <b>123,911,138</b> |
| 3 Total expenses and disbursements (Form 199, line 9)  | 3 | <b>121,712,443</b> |
| 4 Tax due (Form 109, line 23)  | 4 |                    |
| 5 Overpayment (Form 109, line 24)  | 5 |                    |

**Part II Settle Your Account Electronically for Taxable Year 2023**

|  |           |                                 |
|--|-----------|---------------------------------|
| 6 <input type="checkbox"/> Direct Deposit of refund (Form 109 only.) | 7a Amount | 7b Withdrawal date (mm/dd/yyyy) |
| 7 <input type="checkbox"/> Electronic funds withdrawal               |           |                                 |

**Part III Schedule of Estimated Tax Payments for Taxable Year 2024 (These are NOT installment payments for the current amount the exempt organization owes.)**

|                   | First Payment | Second Payment | Third Payment | Fourth Payment |
|-------------------|---------------|----------------|---------------|----------------|
| 8 Amount          |               |                |               |                |
| 9 Withdrawal Date |               |                |               |                |

**Part IV Banking Information (Have you verified the exempt organization's banking information?)**

|                   |                   |  |
|-------------------|-------------------|--|
| 10 Routing number | 11 Account number | 12 Type of account: <input type="checkbox"/> Checking <input type="checkbox"/> Savings |
|-------------------|-------------------|--|

**Part V Declaration of Officer**

I authorize the exempt organization's account to be settled as designated in Part II. If I check Part II, box 6, I declare that the bank account specified in Part IV for the direct deposit refund agrees with the authorization stated on my return. If I check Part II, box 7, I authorize an electronic funds withdrawal for the amount listed on line 7a and any estimated payment amounts listed on Part III, line 8 from the bank account specified in Part IV.

Under penalties of perjury, I declare that I am an officer of the above exempt organization and that the information I provided to my electronic return originator (ERO), transmitter, or intermediate service provider and the amounts in Part I above agree with the amounts on the corresponding lines of the exempt organization's 2023 California electronic return. To the best of my knowledge and belief, the exempt organization's return is true, correct, and complete. If the exempt organization is filing a balance due return, I understand that if the Franchise Tax Board (FTB) does not receive full and timely payment of the exempt organization's tax liability, the exempt organization will remain liable for the tax liability and all applicable interest and penalties. I authorize the exempt organization return and accompanying schedules and statements be transmitted to the FTB by the ERO, transmitter, or intermediate service provider. **If the processing of the exempt organization's return or refund is delayed, I authorize the FTB to disclose to the ERO or intermediate service provider the reason(s) for the delay or the date when the refund was sent.**

**Sign Here** **SUPER INTENDENT**

**Part VI Declaration of Electronic Return Originator (ERO) and Paid Preparer.**

I declare that I have reviewed the above exempt organization's return and that the entries on form FTB 8453-EO are complete and correct to the best of my knowledge. (If I am only an intermediate service provider, I understand that I am not responsible for reviewing the exempt organization's return. I declare, however, that form FTB 8453-EO accurately reflects the data on the return.) I have obtained the organization officer's signature on form FTB 8453-EO before transmitting this return to the FTB. I have provided the organization officer with a copy of all forms and information that I will file with the FTB, and I have followed all other requirements described in FTB Pub. 1345, 2023 Handbook for Authorized e-file Providers. I will keep form FTB 8453-EO on file for **four** years from the due date of the return or **four** years from the date the exempt organization return is filed, whichever is later, and I will make a copy available to the FTB upon request. If I am also the paid preparer, under penalties of perjury, I declare that I have examined the above exempt organization's return and accompanying schedules and statements, and to the best of my knowledge and belief, they are true, correct, and complete. I make this declaration based on all information of which I have knowledge.

|                  |   |      |   |   |                               |
|------------------|---|------|---|---|-------------------------------|
| <b>ERO</b>       | ERO's signature                                     | Date | Check if also paid preparer <input checked="" type="checkbox"/> | Check if self-employed <input type="checkbox"/> | ERO's PTIN <b>P02383735</b>   |
| <b>Must Sign</b> | Firm's name (or yours if self-employed) and address |      |   |   | Firm's FEIN <b>41-0746749</b> |
|                  |   |      |   |   | ZIP code <b>91740</b>         |

Under penalties of perjury, I declare that I have examined the above organization's return and accompanying schedules and statements, and to the best of my knowledge and belief, they are true, correct, and complete. I make this declaration based on all information of which I have knowledge.

|                      |   |      |   |                      |
|----------------------|---|------|---|----------------------|
| <b>Paid Preparer</b> | Paid preparer's signature                           | Date | Check if self-employed <input type="checkbox"/> | Paid preparer's PTIN |
| <b>Must Sign</b>     | Firm's name (or yours if self-employed) and address |      |   | Firm's FEIN          |
|                      |   |      |   | ZIP code             |

FTB 8453-EO 2023

## Coversheet

### 2025-26 CalOPS Board Meeting Schedule (attached)

**Section:** VII. Information Items  
**Item:** A. 2025-26 CalOPS Board Meeting Schedule (attached)  
**Purpose:** Discuss  
**Submitted by:**  
**Related Material:** CalOPS 25-26 Meeting Schedule for Review.pdf



## California Online Public Schools (CalOPS) CalOPS Board of Directors Meeting Schedule 2025-2026

School Phone: (800) 906-5166

School Fax: (559) 746-0497

All meetings are open to members of the public. For information about meetings or for members of the public who require special accommodations to attend, please visit our website at [www.californiaops.org/governance](http://www.californiaops.org/governance) or contact the school offices: Dana Hohn (NorCal) or Eva McGahey (SoCal) at least 24 hours prior to the meeting.

| DATE                                    | TIME       | LOCATION <sup>1</sup>                      |
|---|------------|--|
| Tuesday, September 9, 2025              | 4 pm- 6 pm | At School Locations and via Teleconference |
| Tuesday, October 14, 2025               | 4 pm- 6 pm | At School Locations and via Teleconference |
| Tuesday, November 04, 2025              | 4 pm- 6 pm | At School Locations and via Teleconference |
| Tuesday, December 9, 2025               | 4 pm- 6 pm | At School Locations and via Teleconference |
| Tuesday, February 10, 2026              | 4 pm- 6 pm | At School Locations and via Teleconference |
| Tuesday, March 10, 2026                 | 4 pm- 6 pm | At School Locations and via Teleconference |
| Tuesday, April 14, 2026                 | 4 pm- 6 pm | At School Locations and via Teleconference |
| Tuesday, May 12, 2026                   | 4 pm- 6 pm | At School Locations and via Teleconference |
| Annual Meeting<br>Tuesday, June 9, 2026 | 4 pm- 6 pm | At School Locations and via Teleconference |

<sup>1</sup> Subject to all federal and state mandates regarding public health and safety