



California Online Public Schools

California Online Public Schools

California Online Public Schools (CalOPS) Board Meeting

Published on March 1, 2024 at 3:09 PM PST

Date and Time

Tuesday March 5, 2024 at 3:30 PM PST

Location

CalCA NorCal: 580 N. Wilma Avenue, Suite G, Ripon, CA 95366
CalCA SoCal: 33272 Valle Road, San Juan Capistrano, CA 92675
23091 Arden Street, Lake Forest, CA 92630
1201 Cara Road, Dinuba, CA 93618
8422 Madison Avenue, Fair Oaks, CA 95628
3753 W. Norberry Street, Lancaster, CA 93536
32946 Calle San Marcos San Juan Capistrano, 92675
9423 Reseda Blvd. Apt#230, Northridge, CA 91324
1608 Lake Street, Calistoga, CA 94515

Join Zoom Meeting

<https://zoom.us/j/93762840563>

Meeting ID: 937 6284 0563

Dial In:

+1 (669) 444-9171 ext. 93762840563# US

This meeting is open to the public in person and via teleconference. For information about this meeting or for members of the public who require special accommodations to attend, contact the school offices: Bernie Jamero at (209) 253-1208 or Eva McGahey at (714) 248-6179 at least 24 hours prior to the meeting. The Board packet

can be made available for public review by contacting the school offices prior to the Board meeting in compliance with California open meeting law.

Agenda

	Purpose	Presenter	Time
I. Opening Items			3:30 PM
A. Call the Meeting to Order		Elaine Pavlich	
B. Roll Call		Elaine Pavlich	
C. Approval of Agenda	Vote	Elaine Pavlich	

II. Public Comment

The Board welcomes participation by the members of the public telephonically. To address an item on the agenda, before the scheduled start of the meeting, an individual must write their name and a short description of the agenda item on which they wish to comment on the card provided and submit this to the Chair, along with any materials they want to have distributed to Board. Individuals who wish to address the Board telephonically must contact the School Leader by phone or by email at least twenty four (24) hours before the scheduled start of the Board meeting. If the individual wants to provide any written materials to the Board, these should be emailed to the School Leader at least twenty-four (24) hours before the scheduled start of the meeting.

The total time for any individual to present, either in person or via telephone, on an item on the agenda shall not exceed three (3) minutes, or six (6) minutes if the individual requesting to comment is a non English speaker and requires a translator, unless the Board grants additional time. However, in compliance with Board policy and the Brown Act, the Board is not permitted to discuss or take action on non-agenda items.

Individuals desiring to make a formal presentation to the Board on an item not on the agenda but desiring it be placed on the agenda must provide notice and written submissions detailing the subject of the presentation to the School Leader at least fourteen (14) days prior to the meeting. Any such presentations shall not exceed fifteen (15) minutes in duration, unless otherwise permitted by the Chair.

To view the Board Public Comment Policy, visit the school's "Governance" page at <https://www.connectionsacademy.com/california-online-school/about/school-board>.

III. Oral Reports

A. Annual Audit Update	Discuss	Lili Huang
-------------------------------	---------	------------

	Purpose	Presenter	Time
B. Superintendent's Report	FYI	Richard Savage	
1. Transition Update			
2. Staff Kudos			
C. Principals' Report (attached)	FYI		
1. High School - Kara Mannix			
2. Middle School - Heather Tamayo			
3. Elementary School - Marcus White			
D. Charter Impact Financial Reports for CalOPS	FYI	Matt Percin	
1. CalOPS Consolidated Financial Report (attached)			
E. Policy, Compliance, and State Accountability Report	FYI	Dan Hertzler	
F. Student Achievement Update	FYI	Leslie Dombek	
1. Quarter 2 School Enhancement Target (SET) Review (attached)			
IV. Consent Items			
A. Approval of Minutes from the February 06, 2024 Board Meeting (attached)	Vote		
B. Approval of Staffing Report (attached)	Vote	Stephen Ford	
C. Approval of Expenditures over \$20k (attached)	Vote	LaChelle Carter	
D. Approval of Check Registry (attached)	Vote	Matt Percin	
E. Ratification of Special Education Service Contracts (attached)	Vote	LaChelle Carter	
F. Approval of Time and Effort Policy (attached)	Vote	LaChelle Carter	
V. Action Items			
A. Approval of Second Interims (attached)	Vote	Matt Percin	

	Purpose	Presenter	Time
B. Review and Acceptance of 2022-2023 School Year Audit (attached)	Vote	Lili Huang	

VI. Closing Items

A. Adjourn Meeting	Vote	Elaine Pavlich	
Adjournment and Confirmation of the Next Meeting - April 02, 2024 at 3:30 pm PT			

Coversheet

Principals' Report (attached)

Section:	III. Oral Reports
Item:	C. Principals' Report (attached)
Purpose:	FYI
Submitted by:	
Related Material:	CalOPS Principals' Report 03.05.24.pdf



Principals' Report California Online Public Schools 2023-24

SITE REPORTS

Northern Region: Kara Mannix, High School Principal Site Administrator for Monterey Bay, North Bay, and Northern California

As we settle into the Spring Semester we're looking towards next year's transition. Trainings are starting to ramp up, and our real challenge is staying focused on our present tasks and student success while also ensuring we're prepped and ready for a successful transition next year. While there is a lot on everyone's plates, we have an incredibly strong, knowledgeable, and resourceful team so we are in great shape. We are also looking forward to our mid year festivals, and having the chance to see families and staff in person.

Central Region: Marcus White, Elementary Principal Site Administrator for Central Valley and Central Coast

Enrollment has closed and second semester is in full swing. We have gathered and analyzed our diagnostic two data. There was much student growth and achievement to celebrate. Additionally, grade levels have collaborated on how to effectively support our students who have not shown the growth we know they are capable of. Finally, our team is really looking forward to seeing students and families at our mid-year festivals. This is such a special time to engage and encourage our CalOPS family.

Southern Region: Heather Tamayo, Middle School Principal Site Administrator of Southern California

Greetings from Southern California. Second semester is up and running, and enrollment has closed. For the second semester, we continue the daily work with our kids, yet we also embark on testing season. There has been a tremendous push to both prepare our students for the test itself, as well as get families registered. We also just wrapped up the mid-year i-Ready assessment, and will begin the work of looking at the data to better understand the strengths and areas of growth for our student body, as well as the individual learner. The 'all hands on deck' mindset is more alive than ever during this time of year. Finally, we look forward to our mid-year festivals where we are able to connect with our families.



Enrollment Update Month for Report: March

DATA as of February 26, 2024				
	Elementary	Middle School	High School	Total
23-24 Enrolled	2670	2106	4329	9105
24-25 New Student Applications	67	41	68	176
24-25 ITR Applications Started	335	241	514	1090
24-25 ITR Yes Responses	704	448	602	1754

Outreach Update

We are thrilled to share that school superintendent, Dr. Richard Savage, and the CalOPS name was referenced frequently in an article in the [U.S. News and World Report](#) where he discussed items to think about when considering an online school.

Special education teacher, Stephanie Parker, was honored as El Dorado Charter SELPA Educator of the Year at the “Inspiration to Action Symposium - The Power of Hope Charter SELPA” event in San Diego in early February. Here is a [video](#) created by the SELPA and shown at the event; it highlights her success and also features High School Assistant Director of Student Services, Mackenzie Duran.

The first of a regular series of CalOPS prospective family webinars was held on February 13th! It was attended by parents from throughout the state. Hosted by staff and CalOPS teachers, we will typically host these twice per month with the exception of May due to state testing conflicts.

We are ramping up our CalOPS social media activity and are showcasing a series of teacher and administrator videos on YouTube, posting school related content in addition to showcasing on Black History Month events on Facebook and Instagram. We will also soon launch our prospective family digital email campaigns.



Engagement Activities

Total Attendance* for Recent Activities:

*Includes students, staff, adults, and non-CalOPS students

Recent Field Trips

Northern Region - Monterey Bay, North Bay and NorCal

- **Lawrence Livermore National Laboratory** - Friday, December 8th (9:30am - 12:30pm)
7000 East Ave, Livermore, CA 94550
Attendance: 15 CalOPS students, 12 adults, and 3 staff (30 attendees total)

Central Region - Central Valley and Central Coast

- Our new field trip procedures were recently launched. Several more trips are in the works, and we hope to have more to share in next month's report. Our new student activities site is also live, which will showcase upcoming field trips and more.

Southern Region - SoCal

- **Getty Museum Field Trip** - Tuesday, January 30th (12:30pm - 2pm)
1200 Getty Center Dr., Los Angeles, CA 90049
Attendance: 23 CalOPS students, 30 adults, and 3 staff (56 attendees total)
- **UCLA Cubs Campus Tour** - Friday, February 16th (9:45am - 11:15am)
Bruin Plaza, 308 Westwood Plaza, Los Angeles, CA 90095
Attendance: 15 CalOPS students, 2 non-CalOPS students, 28 adults, and 3 staff (48 attendees total)
- **Westmont College Tour** - Friday, February 23rd (10:45am - 12:15pm)
955 La Paz d., Santa Barbara, CA 93018
Attendance: 2 CalOPS students, 4 adults, and 1 staff (7 attendees total)

Upcoming Field Trips

Northern Region - Monterey Bay, North Bay and NorCal

- **NorCal Mid-Year Festival: Bowlero North Sacramento** - Wednesday, March 6th (11am - 1pm)
4800 Madison Ave., Sacramento, CA 95841
- Our new field trip procedures were recently launched. Several more trips are in the works, and we hope to have more to share in next month's report. Our new student activities site is also live, which will showcase upcoming field trips and more.

Central Region - Central Valley and Central Coast

- **Central Mid-Year Festival: Bowlero Clovis** - Wednesday, March 13th (11am - 1pm)
140 Shaw Ave., Clovis, CA 93612



- Our new field trip procedures were recently launched. Several more trips are in the works, and we hope to have more to share in next month's report. Our new student activities site is also live, which will showcase upcoming field trips and more.

Southern Region - SoCal

- **Honda Center: Ducks First Flight** - Tuesday, February 27nd (9:30am - 12:30pm)
2695 E. Katella Ave, Anaheim, CA 92806
- **Southern Mid-Year Festival: Bowlero Rancho Cucamonga** - Thursday, March 7th (11am - 1pm)
7930 Haven Ave., Rancho Cucamonga, CA 91730
- **Southern Mid-Year Festival: Irvine Lanes** - Thursday, March 7th (11am - 1pm)
3415 Michelson Dr., Irvine, CA 92612
- **Azusa Pacific College Tour** - Thursday, March 14th (10:00am - 11:30am)
901 E. Alostia Ave., Azusa, CA 91702
- **Middle School Anime Club Meetup: Little Tokyo Japanese Village** - Tuesday, April 2nd (11:00am - 1:00pm)
335 E 2nd St., Los Angeles, CA 90012

Coversheet

Charter Impact Financial Reports for CalOPS

Section: III. Oral Reports
Item: D. Charter Impact Financial Reports for CalOPS
Purpose: FYI
Submitted by:
Related Material: CalOps_ Monthly Board Presentation - Jan 2024_Final.pdf



California Online Public Schools

Monthly Financial Presentation – FY23-24 Second Interim Update

Highlights - CalOps



- Total enrollment forecasted at 8,491 students
- Total attendance forecasted at 8,324
- Revenue forecasted at \$122.4M; no major changes
- Expenses forecasted at \$111.4M; down 1%
- **Surplus forecasted at \$10.9M** with an ending fund balance forecasted at \$34M.
- Cash balance of \$52.5M

Summary Financials



		TOTAL		
	Enrollment	8,491	-	0%
	ADA	8,324	-	0%
		Jan	Variance	
Revenue	State Aid-Rev Limit	\$ 105,025,879	\$ -	0%
	Federal Revenue	\$ 6,601,058	0	0%
	Other State Revenue	\$ 10,545,773	298,860	3%
	Other Local Revenue	\$ 223,252	965	0%
	Total Revenue	\$ 122,395,962	\$ 299,825	0%
Expenses	Certificated Salaries	\$ 40,226,310	(\$305,122)	-1%
	Classified Salaries	\$ 1,010,314	20,068	2%
	Benefits	\$ 17,157,842	(123,290)	-1%
	Books and Supplies	\$ 26,484,282	(775,784)	-3%
	Subagreement Services	\$ 14,720,645	(23,011)	0%
	Operations	\$ 1,368,383	(85,864)	-6%
	Facilities	\$ 697,673	8,362	1%
	Professional Services	\$ 9,717,845	110,000	1%
	Depreciation	\$ 35,249	4,593	15%
	Interest	\$ -	0	0%
Total Expenses	\$ 111,418,541	(\$1,170,049)	-1%	
Fund Balance	Total Surplus(Deficit)	\$ 10,977,421	\$1,469,874	15%
	Beginning Fund Balance	\$ 23,321,711	(\$4,097,048)	-15%
	Ending Fund Balance	\$ 34,299,132	(\$2,627,175)	-7%
As a % of Annual Expenses		31%		



Highlights

- **Enrollment:** strong; no changes
- **Revenues:** stable at \$122M
- **Expenses:** \$1.1M reduction in total (-1%); Jan savings
- **Surplus:** \$1.5M increase
- **Fund balance:** \$2.6M decrease; due to audit adjustments
- **Cash:** \$52.5M; up from \$47M

Attendance Data and Metrics



- Total enrollment forecasted at 8,491 students
- Total attendance forecasted at 8,324

SoCal

Central Valley

NorCal

<i>Enrollment & Per Pupil Data</i>				<i>Enrollment & Per Pupil Data</i>				<i>Enrollment & Per Pupil Data</i>			
	<u>Actual</u>	<u>Forecast</u>	<u>Budget</u>		<u>Actual</u>	<u>Forecast</u>	<u>Budget</u>		<u>Actual</u>	<u>Forecast</u>	<u>Budget</u>
Average Enrollment	4,982	5020	5149	Average Enrollment	821	825	657	Average Enrollment	1,766	1774	1788
ADA	4,922	4922	5046	ADA	809	809	644	ADA	1,738	1738	1766
Attendance Rate	98.8%	98.0%	98.0%	Attendance Rate	98.5%	98.0%	98.0%	Attendance Rate	98.5%	98.0%	98.0%
Unduplicated %	52.4%	52.4%	51.0%	Unduplicated %	65.1%	65.1%	64.0%	Unduplicated %	50.8%	50.8%	49.1%
Revenue per ADA		\$14,814	\$14,707	Revenue per ADA		\$15,672	\$15,662	Revenue per ADA		\$14,225	\$13,944
Expenses per ADA		\$13,381	\$13,426	Expenses per ADA		\$13,298	\$14,517	Expenses per ADA		\$13,742	\$13,517

North Bay

Monterey Bay

Central Coast

<i>Enrollment & Per Pupil Data</i>				<i>Enrollment & Per Pupil Data</i>				<i>Enrollment & Per Pupil Data</i>			
	<u>Actual</u>	<u>Forecast</u>	<u>Budget</u>		<u>Actual</u>	<u>Forecast</u>	<u>Budget</u>		<u>Actual</u>	<u>Forecast</u>	<u>Budget</u>
Average Enrollment	159	161	141	Average Enrollment	566	571	471	Average Enrollment	138	140	112
ADA	158	158	139	ADA	560	560	462	ADA	137	137	110
Attendance Rate	99.1%	98.0%	98.0%	Attendance Rate	99.0%	98.0%	98.0%	Attendance Rate	99.3%	98.0%	98.0%
Unduplicated %	57.0%	57.0%	56.8%	Unduplicated %	39.0%	39.0%	37.1%	Unduplicated %	48.0%	48.0%	45.3%
Revenue per ADA		\$15,110	\$14,978	Revenue per ADA		\$13,857	\$13,576	Revenue per ADA		\$14,097	\$13,699
Expenses per ADA		\$13,252	\$13,809	Expenses per ADA		\$12,687	\$12,971	Expenses per ADA		\$12,454	\$12,580

Revenue

- FY24 annual revenues forecasted at \$122.4M; no major changes

SoCal

Revenue	Year-to-Date			Annual/Full Year		
	Actual	Budget	Fav/(Unf)	Forecast	Budget	Fav/(Unf)
State Aid-Rev Limit	\$ 32,251,468	\$ 29,451,834	\$ 2,799,634	\$ 61,759,467	\$ 63,140,460	\$ (1,380,992)
Federal Revenue	1,796,540	2,807,931	(1,011,391)	4,615,851	4,877,546	(261,696)
Other State Revenue	2,855,383	2,591,175	264,208	6,348,318	6,187,889	160,430
Other Local Revenue	187,126	-	187,126	187,126	-	187,126
Total Revenue	\$37,090,517	\$34,850,940	\$ 2,239,577	\$72,910,762	\$ 74,205,895	\$ (1,295,132)

- SoCal: minor decrease in ADA (P1) vs. budget, driving state-aid decrease

Central Valley

Revenue	Year-to-Date			Annual/Full Year		
	Actual	Budget	Fav/(Unf)	Forecast	Budget	Fav/(Unf)
State Aid-Rev Limit	\$ 4,043,252	\$ 4,157,736	\$ (114,485)	\$ 10,957,309	\$ 8,640,774	\$ 2,316,536
Federal Revenue	260,511	404,897	(144,386)	726,539	662,318	64,221
Other State Revenue	361,984	347,111	14,873	997,469	779,179	218,290
Other Local Revenue	1,650	-	1,650	1,650	-	1,650
Total Revenue	\$4,667,397	\$4,909,744	\$(242,347)	\$12,682,968	\$10,082,271	\$ 2,600,697

- Central Valley: large increase in ADA (P1) vs. budget, driving state-aid increase

NorCal

Revenue	Year-to-Date			Annual/Full Year		
	Actual	Budget	Fav/(Unf)	Forecast	Budget	Fav/(Unf)
State Aid-Rev Limit	\$ 8,496,568	\$ 9,866,802	\$ (1,370,234)	\$ 21,696,252	\$ 21,974,932	\$ (278,681)
Federal Revenue	482,866	378,645	104,221	889,045	522,118	366,928
Other State Revenue	1,040,190	862,092	178,099	2,121,631	2,132,029	(10,398)
Other Local Revenue	23,607	-	23,607	23,607	-	23,607
Total Revenue	\$10,043,231	\$11,107,539	\$(1,064,307)	\$ 24,730,535	\$24,629,078	\$ 101,456

- NorCal: minimal variance

Revenue

- **FY24 annual revenues forecasted at \$122.4M; no major changes**

North Bay

	Year-to-Date			Annual/Full Year		
	Actual	Budget	Fav/(Unf)	Forecast	Budget	Fav/(Unf)
Revenue						
State Aid-Rev Limit	\$ 796,743	\$ 848,012	\$ (51,269)	\$ 2,010,854	\$ 1,759,868	\$ 250,986
Federal Revenue	53,242	88,037	(34,795)	173,467	152,953	20,514
Other State Revenue	161,498	74,398	87,100	201,877	168,350	33,527
Other Local Revenue	80	-	80	80	-	80
Total Revenue	\$1,011,563	\$1,010,447	\$ 1,116	\$2,386,278	\$2,081,172	\$ 305,106

- **North Bay:** increase in ADA (P1) vs. budget, driving state-aid increase

Monterey Bay

	Year-to-Date			Annual/Full Year		
	Actual	Budget	Fav/(Unf)	Forecast	Budget	Fav/(Unf)
Revenue						
State Aid-Rev Limit	\$ 1,341,498	\$ 2,690,735	\$ (1,349,237)	\$ 6,898,153	\$ 5,652,685	\$ 1,245,468
Federal Revenue	-	26,347	(26,347)	156,672	57,727	98,945
Other State Revenue	267,352	241,547	25,805	702,123	559,089	143,034
Other Local Revenue	3,374	-	3,374	3,374	-	3,374
Total Revenue	\$ 1,612,224	\$ 2,958,629	\$ (1,346,405)	\$7,760,322	\$7,760,322	\$ 1,490,821

- **Monterey Bay:** large increase in ADA (P1) vs. budget, driving state-aid increase

Central Coast

	Year-to-Date			Annual/Full Year		
	Actual	Budget	Fav/(Unf)	Forecast	Budget	Fav/(Unf)
Revenue						
State Aid-Rev Limit	\$ 352,554	\$ 653,286	\$ (300,732)	\$ 1,716,723	\$ 1,359,590	\$ 357,133
Federal Revenue	-	6,327	(6,327)	39,484	13,745	25,740
Other State Revenue	81,516	57,836	23,680	174,354	133,005	41,349
Other Local Revenue	7,415	-	7,415	7,415	-	7,415
Total Revenue	\$ 441,485	\$717,448	\$ (275,964)	\$1,937,977	\$1,506,339	\$ 431,637

- **Central Coast:** large increase in ADA (P1) vs. budget, driving state-aid increase

Expenses



SoCal

Expenses

	Year-to-Date			Annual/Full Year		
	Actual	Budget	Fav/(Unf)	Forecast	Budget	Fav/(Unf)
Certificated Salaries	\$ 13,400,418	\$ 11,120,620	\$ (2,279,798)	\$ 24,334,992	\$ 22,876,704	\$ (1,458,288)
Classified Salaries	354,956	261,137	(93,820)	616,986	537,195	(79,791)
Benefits	2,747,865	5,009,364	2,261,499	9,906,250	8,599,883	(1,306,368)
Books and Supplies	6,458,468	9,804,046	3,345,578	15,473,318	16,806,936	1,333,619
Subagreement Services	2,006,918	5,863,960	3,857,043	8,559,663	10,052,503	1,492,840
Operations	332,918	668,624	335,705	847,382	1,146,212	298,830
Facilities	460,542	183,172	(277,370)	473,720	314,009	(159,711)
Professional Services	4,879,935	4,318,408	(561,527)	5,640,784	7,406,486	1,765,702
Depreciation	1,265	1,808	544	2,556	3,100	544
Total Expenses	\$30,643,286	\$37,231,139	\$ 6,587,853	\$65,855,650	\$67,743,028	\$ 1,887,377

- **FY24 annual expenses forecasted at \$111.4M; down 1%**

Central Valley

Expenses

	Year-to-Date			Annual/Full Year		
	Actual	Budget	Fav/(Unf)	Forecast	Budget	Fav/(Unf)
Certificated Salaries	\$ 1,712,999	\$ 1,421,568	\$ (291,431)	\$ 3,518,641	\$ 2,924,368	\$ (594,273)
Classified Salaries	45,375	33,382	(11,993)	88,644	68,671	(19,973)
Benefits	597,962	729,386	131,425	1,806,282	1,260,007	(546,275)
Books and Supplies	841,505	1,492,914	651,409	2,713,814	2,559,281	(154,533)
Subagreement Services	333,657	731,433	397,776	1,360,353	1,253,886	(106,468)
Operations	40,437	86,301	45,864	113,206	147,945	34,739
Facilities	17,133	25,083	7,951	39,674	43,000	3,326
Professional Services	756,353	628,197	(128,156)	1,121,451	1,088,250	(33,201)
Total Expenses	\$ 4,345,420	\$ 5,148,264	\$ 802,844	\$ 10,762,065	\$ 9,345,407	\$ (1,416,658)

- **SoCal:** minor decrease in ADA (P1) vs. budget, driving decrease
- **Central Valley:** large increase in ADA (P1) vs. budget, driving increase

NorCal

Expenses

	Year-to-Date			Annual/Full Year		
	Actual	Budget	Fav/(Unf)	Forecast	Budget	Fav/(Unf)
Certificated Salaries	\$ 4,683,641	\$ 3,886,819	\$ (796,823)	\$ 8,577,664	\$ 7,995,741	\$ (581,923)
Classified Salaries	124,062	91,271	(32,791)	208,979	187,758	(21,222)
Benefits	1,306,628	1,783,813	477,185	3,431,802	3,070,351	(361,452)
Books and Supplies	1,966,078	3,494,478	1,528,400	5,974,087	5,990,534	16,447
Subagreement Services	687,932	2,041,395	1,353,463	3,363,616	3,499,534	135,918
Operations	106,048	231,233	125,186	268,589	396,400	127,811
Facilities	88,060	89,865	1,805	151,417	154,055	2,638
Professional Services	1,580,168	1,481,905	(98,263)	1,881,879	2,580,445	698,566
Depreciation	32,693	-	(32,693)	32,693	-	(32,693)
Total Expenses	\$10,575,311	\$13,100,780	\$ 2,525,469	\$23,890,726	\$23,874,817	\$ (15,909)

- **NorCal:** minimal variance

Expenses



North Bay

Expenses	Year-to-Date			Annual/Full Year		
	Actual	Budget	Fav/(Unf)	Forecast	Budget	Fav/(Unf)
Certificated Salaries	\$ 368,620	\$ 305,907	\$ (62,713)	\$ 720,971	\$ 629,294	\$ (91,677)
Classified Salaries	9,764	7,183	(2,581)	18,208	14,777	(3,430)
Benefits	117,043	169,208	52,164	395,552	292,217	(103,335)
Books and Supplies	173,983	259,393	85,410	449,989	444,673	(5,316)
Subagreement Services	57,194	142,368	85,174	223,796	244,059	20,263
Operations	9,129	24,589	15,459	29,109	42,152	13,043
Facilities	1,971	8,575	6,604	8,929	14,700	5,771
Professional Services	194,794	136,862	(57,931)	246,298	236,850	(9,448)
Total Expenses	\$ 932,499	\$ 1,054,085	\$ 121,586	\$ 2,092,854	\$ 1,918,724	\$ (174,130)

- **FY24 annual expenses forecasted at \$111.4M; down 1%**

Monterey Bay

Expenses	Year-to-Date			Annual/Full Year		
	Actual	Budget	Fav/(Unf)	Forecast	Budget	Fav/(Unf)
Certificated Salaries	\$ 1,235,961	\$ 1,025,688	\$ (210,273)	\$ 2,485,477	\$ 2,109,987	\$ (375,490)
Classified Salaries	32,739	24,085	(8,653)	62,681	49,547	(13,134)
Benefits	410,086	551,780	141,694	1,291,966	953,016	(338,950)
Books and Supplies	581,284	748,427	167,143	1,512,745	1,283,017	(229,728)
Subagreement Services	230,420	501,007	270,587	987,273	858,869	(128,405)
Operations	28,307	56,058	27,751	82,510	96,100	13,590
Facilities	1,264	20,942	19,677	19,431	35,900	16,469
Professional Services	528,952	347,652	(181,300)	663,088	603,580	(59,508)
Total Expenses	\$ 3,049,013	\$ 3,275,639	\$ 226,626	\$ 7,105,172	\$ 5,990,017	\$ (1,115,156)

- **North Bay:** increase in ADA (P1) vs. budget, driving increase
- **Monterey Bay:** large increase in ADA (P1) vs. budget, driving increase

Central Coast

Expenses	Year-to-Date			Annual/Full Year		
	Actual	Budget	Fav/(Unf)	Forecast	Budget	Fav/(Unf)
Certificated Salaries	\$ 281,886	\$ 233,929	\$ (47,957)	\$ 588,564	\$ 481,225	\$ (107,339)
Classified Salaries	7,467	5,493	(1,974)	14,816	11,300	(3,516)
Benefits	98,334	115,987	17,653	325,990	200,476	(125,514)
Books and Supplies	132,930	177,740	44,811	360,329	304,698	(55,632)
Subagreement Services	38,637	121,405	82,767	225,942	208,122	(17,820)
Operations	7,875	18,608	10,734	27,587	31,900	4,313
Facilities	774	4,228	3,454	4,502	7,248	2,746
Professional Services	133,529	79,665	(53,863)	164,344	138,310	(26,034)
Total Expenses	\$ 701,430	\$ 757,055	\$ 55,625	\$ 1,712,074	\$ 1,383,280	\$ (328,795)

- **Central Coast:** large increase in ADA (P1) vs. budget, driving increase

Fund Balance



SoCal

	Year-to-Date			Annual/Full Year		
	Actual	Budget	Fav/(Unf)	Forecast	Budget	Fav/(Unf)
Total Surplus(Deficit)	\$ 6,447,231	\$ (2,380,199)	\$ 8,827,430	\$ 7,055,112	\$ 6,462,867	\$ 592,245
Beginning Fund Balance	<u>16,289,570</u>	<u>16,289,570</u>		<u>16,289,570</u>	<u>16,289,570</u>	
Ending Fund Balance	<u>\$22,736,801</u>	<u>\$13,909,371</u>		<u>\$23,344,682</u>	<u>\$22,752,437</u>	
<i>As a % of Annual Expenses</i>	34.5%	20.5%		35.4%	33.6%	

Central Valley

	Year-to-Date			Annual/Full Year		
	Actual	Budget	Fav/(Unf)	Forecast	Budget	Fav/(Unf)
Total Surplus(Deficit)	\$ 321,977	\$ (238,520)	\$ 560,497	\$ 1,920,903	\$ 736,864	\$ 1,184,039
Beginning Fund Balance	<u>2,585,612</u>	<u>2,585,612</u>		<u>2,585,612</u>	<u>2,585,612</u>	
Ending Fund Balance	<u>\$2,907,589</u>	<u>\$2,347,092</u>		<u>\$ 4,506,515</u>	<u>\$ 3,322,476</u>	
<i>As a % of Annual Expenses</i>	27.0%	25.1%		41.9%	35.6%	

NorCal

	Year-to-Date			Annual/Full Year		
	Actual	Budget	Fav/(Unf)	Forecast	Budget	Fav/(Unf)
Total Surplus(Deficit)	\$ (532,080)	\$ (1,993,241)	\$ 1,461,161	\$ 839,809	\$ 754,261	\$ 85,547
Beginning Fund Balance	<u>3,157,326</u>	<u>3,157,326</u>		<u>3,157,326</u>	<u>3,157,326</u>	
Ending Fund Balance	<u>\$ 2,625,246</u>	<u>\$ 1,164,085</u>		<u>\$ 3,997,134</u>	<u>\$ 3,911,587</u>	
<i>As a % of Annual Expenses</i>	11.0%	4.9%		16.7%	16.4%	

Fund Balance

North Bay

	Year-to-Date			Annual/Full Year		
	Actual	Budget	Fav/(Unf)	Forecast	Budget	Fav/(Unf)
Total Surplus(Deficit)	\$ 79,064	\$ (43,638)	\$ 122,702	\$ 293,424	\$ 162,448	\$ 130,976
Beginning Fund Balance	<u>792,412</u>	<u>792,412</u>		<u>792,412</u>	<u>792,412</u>	
Ending Fund Balance	<u>\$ 871,475</u>	<u>\$ 748,773</u>		<u>\$ 1,085,835</u>	<u>\$ 954,859</u>	
As a % of Annual Expenses	41.6%	39.0%		51.9%	49.8%	

Monterey Bay

	Year-to-Date			Annual/Full Year		
	Actual	Budget	Fav/(Unf)	Forecast	Budget	Fav/(Unf)
Total Surplus(Deficit)	\$(1,436,789)	\$ (317,010)	\$(1,119,779)	\$ 655,150	\$ 1,770,305	\$ 375,665
Beginning Fund Balance	<u>298,587</u>	<u>298,587</u>		<u>298,587</u>	<u>298,587</u>	
Ending Fund Balance	<u>\$(1,138,202)</u>	<u>\$ (18,423)</u>		<u>\$ 953,737</u>	<u>\$ 2,068,892</u>	
As a % of Annual Expenses	-16.0%	-0.3%		13.4%	34.5%	

Central Coast

	Year-to-Date			Annual/Full Year		
	Actual	Budget	Fav/(Unf)	Forecast	Budget	Fav/(Unf)
Total Surplus(Deficit)	\$(259,945)	\$ (39,607)	\$(220,338)	\$ 225,903	\$ 123,059	\$ 102,843
Beginning Fund Balance	<u>198,205</u>	<u>198,205</u>		<u>198,205</u>	<u>198,205</u>	
Ending Fund Balance	<u>\$ (61,740)</u>	<u>\$ 158,598</u>		<u>\$ 424,107</u>	<u>\$ 321,264</u>	
As a % of Annual Expenses	-3.6%	11.5%		24.8%	23.2%	



Cash Balance

SoCal



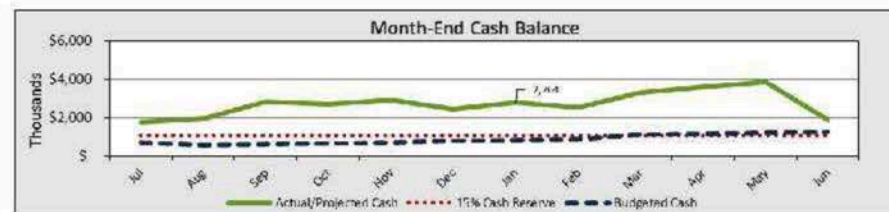
North Bay



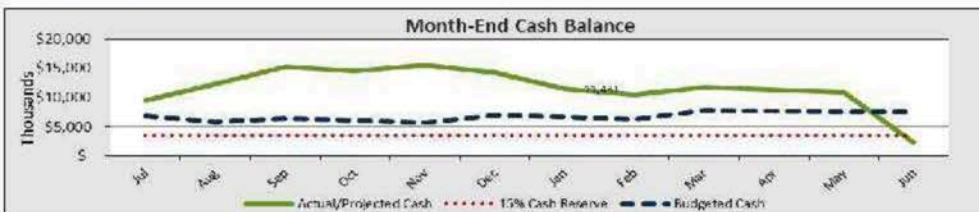
Central Valley



Monterey Bay



NorCal



Central Coast



■ Current total cash balance of \$52.5M; up from \$47M



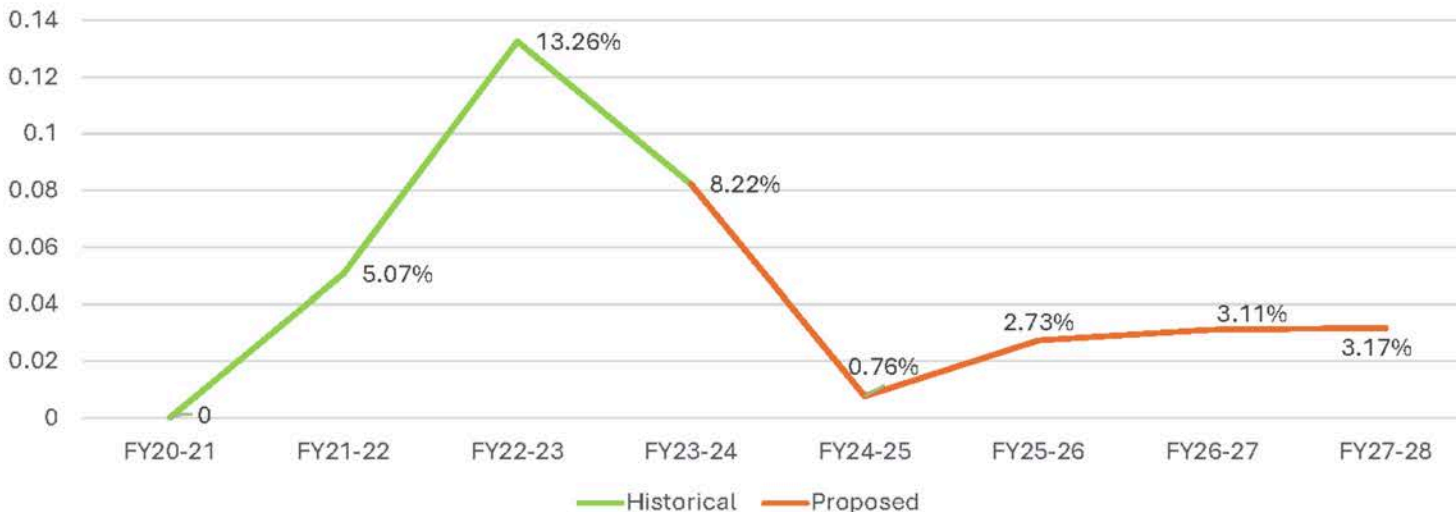
Governor's January Proposed FY24-25 Budget

January Proposed Budget Highlights

- The proposal has a \$38B shortfall, which had originally been projected at \$68B by the LAO.
 - Education shortfall is \$14.3B (nearly 40%)
 - Shortfall will be paid for via education reserve (\$5.7B) and cutting previous commitments, but nothing material to education. \$8B in unspecified cuts that need to be ironed out
- No major funding cuts were proposed, and all annual programs were planned to be funded and continued
 - Continues UPK, ELOP, Equity Multiplier, Community Schools, Universal Free Meals
- COLA is projected at only 0.76%; a substantial drop from the 8.22% this year
- Funding per pupil is set at \$17.7K in direct funding
 - When including indirect funded expenses, full funding is \$23.5K

January Proposed Budget Highlights

- State COLA:



- COLA is applicable to State LCFF, State SPED, SB740 Facility Grant, Mandate Block Grant
- COLA is calculated based on 8 quarters of federal inflation data

January Proposed Budget Highlights

- Changing the qualifying date for TK eligibility
 - Was any student turning 5 between 9/2 – 4/2; Proposed to be 9/2 – 6/2
- Removes \$30M in other facility costs from the SB740 program
- Proposes additional funding for pupil attendance recovery and addressing chronic absenteeism
 - Excludes non-classroom-based charters from this additional funding
- Proposes to combine both long-term and short-term independent study
 - Excludes non-classroom-based charters from this language
- Proposes changes to LREBG requirements for any unspent funds as of 7/1/24

Compliance Reporting



Area	Due Date	Description	Completed By	Board Must Approve	Signature Required	Additional Information
DATA	Feb-01	School Accountability Report Card - All public schools in California are required to prepare an annual SARC (2022/23). SARCs are intended to provide the public with important information about each public school and to communicate a school's progress in achieving its goals. EC Section 35256 requires LEA governing boards to approve SARCs for publications.	CaOPS	Yes	No	https://www.cde.ca.gov/ta/sc/sa/
FINANCE	Feb-01	Nonclassroom-Based Funding Determination - Charter schools with an existing funding determination ending in 2023/24 must request a funding determination on or before February 1. Education Code [EC] Section 47612.5 prohibits charter schools from receiving any funding for nonclassroom-based instruction unless the State Board of Education (SBE) determines its eligibility for funding.	Charter Impact	No	Yes	https://www.cde.ca.gov/sp/ch/nclrbifunddet.asp
FINANCE	Feb-15	Board of Equalization Property Tax Exemption - Property used exclusively for public schools, community colleges, state colleges, and state universities is exempt from property taxation (article XIII, section 3, subd. (d), Revenue and Taxation Code section 202, subd. (a)(3)). The property is exempt from taxation on the basis of its exclusive use for public school purposes. If the property is not owned by the public school, the owner of the property is required to file a claim for the Lessor's Exemption. If the owner of the property does not claim the exemption, the public school may file the Public School Exemption claim.	Charter Impact	No	Yes	https://www.boe.ca.gov/prop/tares/lessor_exemption.htm
FINANCE	Feb-20	Certification of the First Principal Apportionment - The Principal Apportionment includes funding for the Local Control Funding Formula, the primary source of an LEA's general purpose funding; Special Education (AB 502); and funding for several other programs. The First Principal Apportionment (P-1), certified by February 20, is based on the first period data that LEAs report to CDE in November through January. P-1 supersedes the Advance Apportionment calculations and establishes each LEA's monthly state aid payment for February through May.	FYI	No	No	https://www.cde.ca.gov/ta/sc/sa/
DATA	Feb-26	CRDC - 2023-24 Submission Window (Dec 11, 2023-Feb 26, 2024) - The CRDC collects key information on civil rights indicators, including student enrollment and educational programs and services, most of which is disaggregated by race and ethnicity, sex, limited English proficiency, and disability status.	CaOPS with Charter Impact support	No	No	https://crdc.comunkies.ed.gov/#proctam
FINANCE	Feb-28	E-Rate FCC Form 470 Due date (FY2024) - To request bids for service, applicants certify an FCC Form 470 in the E-Rate Productivity Center (EPC). This is a formal process to identify and request the products and services you need so that potential service providers can review your requests and submit bids. The FCC Form 470 must be certified in EPC at least 28 days before the close of the filing window. February 28, 2024 is the deadline to certify an FY2023 FCC Form 470 and still be able to certify an FCC Form 471 within the FY2024 filing window.	CaOPS	No	No	https://www.usac.org/sl/tools/forms/
FINANCE	At Schools Discretion (by 2/29)	Mid-Year Local Control and Accountability Plan Update - The LCAP is a three-year plan that describes the goals, actions, services, and expenditures to support positive student outcomes that address state and local priorities. The LCAP provides an opportunity for local educational agencies (LEAs) to share their stories of how, what, and why programs and services are selected to meet their local needs. The components of the LCAP for the 2024-2025 LCAP mid-year update do not have the standard requirements of the year-end. There is no template, or minimum information that must be shared or posted. The schools should update their stakeholders as they see fit and must do so at a board meeting on or before the end of February.	CaOPS with Charter Impact support	Yes	No	https://www.cde.ca.gov/re/lc/

Compliance Reporting



FINANCE	Set by Authorizer (by Mar 15)	2nd Interim Financial Report - Local educational agencies (LEAs) are required to file two reports during a fiscal year (interim reports) on the status of the LEA's financial health. The first interim report is due December 15 for the period ending October 31. The second is due March 15 for the period ending January 31.	Charter Impact	Yes	Yes	https://www.cde.ca.gov/fd/ivr/interimstatus.asp
DATA	Mar-01	CALPADS - Fall 2 deadline - Please be mindful that Level-2 certification within CALPADS means that these data have been reviewed and approved by your superintendent or IRC administrator. Failure to properly review and amend these data in CALPADS within the allotted amendment window will result in the improper certification of official Fall 2 data within CALPADS, which can impact a number of things, including LCFF funding, student course enrollments, staff assignments and English learner education services. Students' course enrollments, teacher course assignments, staff job assignments, FTE count and English Learner education services are reported datasets.	CalOps with Charter Impact support	No	No	https://www.cde.ca.gov/ds/spcl/rptcalendar.asp
FINANCE	Mar-22	El Dorado SELPA Pre-Test for Year-End Maintenance of Effort (Special Education) - Report due to Charter school's SELPA. Maintenance of Effort (MOE) is a requirement that you spend each year at least what you spent last year in the area of special education (with some exceptions). If you reduce your special education budget (or expenditures) in a given year, you need to be careful to ensure that you have met the MOE requirement. This does not mean you can't reduce costs, but you must do so within the guidelines of federal MOE.	Charter Impact	No	No	http://charter.selpa.org/fiscal/
FINANCE	Mar-27	E-Rate FCC Form 471 Due date (FY2024) - To apply for program discounts, applicants file an FCC Form 471 in EPC to provide USAC with information about the services they are requesting and the discount(s) for which they are eligible.	CalOps	No	No	https://www.usac.com/svtools/forms/
FINANCE	Apr-01 or sooner based on Authorizer	Audit Firm Selection - In accordance with Education Code (EC) Section 43020 (b) (3), if the governing board of a Local Educational Agency (LEA) does not have an audit contract in place by April 1, the County Superintendent of Schools, having jurisdiction over the LEA, shall provide for the audit and charge the LEA's fund for the cost incurred.	CalOps with Charter Impact support	Yes	No	https://leginfo.ca.gov/faces/codes_displaySection.xhtml?sectionNum=43020&lawCode=EDC
FINANCE	TBD	Federal Stimulus Annual Report - Local educational agencies (LEAs) are required to report to the California Department of Education (CDE) on funds received through the CARES Act, the CRRSA Act, and the ARP. (ESSER I, GEER, ESSER II, ESSER III). LEAs are required to report status of funds for the period July 1, 2022 - June 30, 2023.	Charter Impact with CalOps support	No	No	https://www.cde.ca.gov/fd/cd/arrporthelp.asp



Appendix

- Monthly Cash Flow / Forecast 23/24
- Budget vs. Actual
- Statement of Financial Position
- Statement of Cash Flows
- Monthly Check Register
- AP Aging



FY23-24 CalOps Southern California

Monthly Cash Flow/Forecast FY23-24

Revised 02/26/24

Actuals Through: 2/1/2024

ADA = 4921.60

Revenues

State Aid - Revenue Limit

8011	LFFF State Aid	961,502	-	2,692,205	1,730,703	1,730,703	1,730,703	1,730,703	1,730,703	1,730,703	1,730,703	1,730,703	1,730,703	1,730,703	1,536,890		20,029,474	20,625,581	(596,107)
8012	Education Protection Account	-	-	241,493	-	-	-	-	241,493	-	-	-	-	-	255,254		984,320	1,009,132	(24,812)
8096	In Lieu of Property Taxes	-	2,543,036	-	-	-	3,390,714	11,867,499	3,390,714	3,198,894	5,451,606	2,725,803	2,725,803	2,725,803	2,725,803		40,745,673	41,505,746	(760,073)
		961,502	2,543,036	2,933,698	1,730,703	5,121,417	13,839,695	5,121,417	4,967,933	7,234,442	4,262,559	4,262,559	4,262,559	4,262,559	4,517,946		61,759,467	63,140,460	(1,380,992)

Federal Revenue

8181	Special Education - Entitlement	-	-	-	-	-	-	-	-	54,336	112,173	112,173	112,173	112,173	-		615,200	630,707	(15,508)
8290	Title I, Part A - Basic Low Income	-	-	-	-	-	-	-	-	-	-	-	-	-	-		772,825	795,633	(22,808)
8291	Title II, Part A - Teacher Quality	-	-	-	-	-	-	-	-	-	-	-	-	-	-		138,384	130,167	8,217
8290	Title IV - Part A	-	-	-	-	-	-	-	-	-	-	-	-	-	-		61,655	56,105	5,550
8296	Other Federal Revenue	-	-	-	-	-	-	-	-	-	-	741,533	-	-	-		489,714	3,264,934	(237,147)
		-	-	-	-	-	-	-	-	54,336	112,173	853,706	112,173	112,173	-		4,615,851	4,877,546	(261,695)

Other State Revenue

8311	State Special Education	206,870	206,870	372,367	372,367	372,367	-	744,734	-	385,742	341,222	341,222	341,222	341,222	341,222		4,367,427	4,477,518	(110,091)
8550	Mandated Cost	-	-	-	-	173,027	-	-	-	-	-	-	-	-	-		173,027	172,508	519
8560	State Lottery	-	-	-	-	-	-	-	-	-	-	300,659	-	-	-		1,225,478	1,195,821	29,657
8598	Prior Year Revenue	-	-	-	-	-	-	246,548	-	-	-	-	-	-	-		246,548	-	246,548
8599	Other State Revenue	-	-	54,714	-	70,346	35,173	-	-	22,147	22,147	44,587	22,147	22,147	42,429		335,838	342,041	(6,203)
		206,870	206,870	427,081	372,367	615,740	35,173	991,282	407,889	363,369	686,468	363,369	363,369	363,369	1,308,471		6,348,318	6,187,889	160,430

Other Local Revenue

8660	Interest Revenue	-	-	10,686	-	15,830	6,799	-	-	-	-	-	-	-	-		33,315	-	33,315
8699	School Fundraising	-	-	-	-	153,812	-	-	-	-	-	-	-	-	-		153,812	-	153,812
		-	-	10,686	-	169,642	6,799	-	-	-	-	-	-	-	-		187,126	-	187,126

Total Revenue

		1,168,372	2,749,906	3,371,465	2,103,070	5,906,799	13,881,667	7,909,239	5,430,158	7,709,984	5,802,733	4,738,101	4,738,101	7,401,168			72,910,762	74,205,895	(1,300,682)
--	--	-----------	-----------	-----------	-----------	-----------	------------	-----------	-----------	-----------	-----------	-----------	-----------	-----------	--	--	------------	------------	-------------

Expenses

Certificated Salaries

1100	Teachers' Salaries	1,336,153	2,116,459	1,438,756	1,438,756	1,688,398	1,468,195	1,625,376	1,417,278	1,417,278	1,417,278	1,417,278	1,417,278	1,417,278	1,700,734		19,899,216	18,991,275	(907,942)
1175	Teachers' Extra Duty/Stipends	-	-	-	-	-	-	-	492	492	492	492	492	492	590		3,049	7,416	4,367
1200	Pupil Support Salaries	145,224	119,000	122,644	122,644	172,609	112,759	177,851	146,784	146,784	146,784	146,784	146,784	146,784	176,141		1,982,791	1,462,827	(419,964)
1300	Administrators' Salaries	262,048	170,018	165,924	165,924	201,225	161,548	188,909	199,087	199,087	199,087	199,087	199,087	199,087	238,904		2,549,936	2,415,186	(134,750)
		1,743,425	2,405,476	1,727,324	1,727,324	2,062,232	1,742,502	1,992,136	1,763,641	1,763,641	1,763,641	1,763,641	1,763,641	1,763,641	2,116,369		24,334,992	22,876,704	(1,458,288)

Classified Salaries

2100	Instructional Salaries	3,082	4,996	3,484	3,484	4,215	3,681	3,905	3,424	3,424	3,424	3,424	3,424	3,424	4,109		48,074	46,934	(1,140)
2200	Support Salaries	8,439	5,251	5,251	5,251	6,855	5,251	6,578	5,485	5,485	5,485	5,485	5,485	5,485	6,582		76,881	75,184	(1,697)
2300	Classified Administrators' Salaries	40,063	25,534	26,242	26,242	41,855	25,411	38,932	25,087	25,087	25,087	25,087	25,087	25,087	30,104		379,815	351,288	(28,527)
2400	Clerical and Office Staff Salaries	7,214	4,551	7,075	7,075	12,246	8,378	14,417	8,268	8,268	8,268	8,268	8,268	8,268	9,921		112,216	63,250	(48,966)
		58,798	40,333	42,051	42,051	65,170	42,721	63,832	42,263	42,263	42,263	42,263	42,263	42,263	50,715		616,986	537,195	(79,791)

Benefits

3101	STRS	-	-	-	-	-	-	-	292,957	292,957	292,957	292,957	292,957	292,957	2,577,480		4,042,265	3,034,341	(1,007,924)
3301	OASDI	11,997	7,990	8,447	8,447	11,254	8,130	12,672	2,154	2,154	2,154	2,154	2,154	2,154	-		79,706	23,129	(56,577)
3311	Medicare	24,620	34,209	24,118	24,118	29,709	24,574	28,067	22,742	22,742	22,742	22,742	22,742	22,742	-		303,126	235,765	(67,361)
3401	Health and Welfare	-	-	-	-	36,396	1,860,785	449,909	512,600	512,600	512,600	512,600	512,600	512,600	215,910		5,126,000	4,862,000	(264,000)
3501	State Unemployment	1,478	1,893	2,002	2,002	201	1,521	52,195	45,751	22,875	11,438	11,438	11,438	11,438	-		164,232	217,013	52,781
3601	Workers' Compensation	-	-	46,676	34,235	-	221	-	21,958	21,958	21,958	21,958	21,958	21,958	-		190,922	227,635	36,713
		38,096	44,092	81,243	68,801	77,560	1,895,232	542,842	898,162	875,286	863,849	863,849	863,849	863,849	2,793,391		9,906,250	8,599,883	(1,306,368)

Books and Supplies

4100	Textbooks and Core Materials	-	-	2,966	-	465,074	49,796	-	28,000	28,000	28,000	28,000	28,000	28,000	-		657,836	344,500	(313,336)
4200	Books and Reference Materials	-	-	-	-	-	2,194,258	3,102	674,142	674,142	674,142	674,142	674,142	674,142	-		5,568,072	6,914,823	1,346,751
4302	School Supplies	-	21,692	34,530	4,108	13,696	-	-	727,008	727,008	727,008	727,008	727,008	727,008	-		3,709,066	3,804,737	95,671
4305	Software	-	127,690	210,366	424,997	473,361	1,261,387	14,771	262,407	262,407	262,407	262,407	262,407	262,407	(675,723)		3,148,884	3,148,884	-
4310	Office Expense	4,917	402	9,441	1,060	1,694	5,209	186	11,323	11,323	11,323	11,323	11,323	11,323	-		79,524	135,877	56,353
4311	Business Meals	-	-	-	-	-	-	162	12,919	12,919	12,919	12,919	12,919	12,919	-		64,754	155,022	90,268
4400	Noncapitalized Equipment	-	771,325	299,618	16,833	3,648	32,076	10,101	222,316	222,316	222,316	222,316	222,316	222,316	-		2,245,181	2,303,093	57,912
		4,917	921,108	556,922	446,999	957,473	3,542,726	28,322	1,938,115	1,938,115	1,938,115	1,938,115	1,938,115	1,938,115	(675,723)		15,473,318	16,806,936	1,333,619

Subagreement Services

5102	Special Education	-	23,552	105,734	137,125	239,755	457,172	508,685	494,790	494,790	494,790	494,790	494,790	494,790	-		3,945,974	5,072,600	1,126,626
5103	Substitute Teacher	-	-	-	-	-	44,443	-	-	-	-	-	-	-	-		44,443	-	(44,443)
5106	Other Educational Consultants	-	18,908	-	270	881	296,775	87,270	741,403	741,403	741,403	741,403	741,403	741,403	-		4,111,117	4,236,338	125,221
5107	Instructional Services	-	-	-	-	-	86,347	-	74,357	74,357	74,357	74,357	74,357	74,357	-		458,129	743,565	285,436
		-	42,460	105,734	137,395	240,636	884,737	595,955	1,310,549	1,310,549	1,310,549	1,310,549	1,310,549	1,310,549	-		8,559,663	10,052,503	1,492,840

Operations and Housekeeping

5201	Auto and Travel	20,998	1,559	5,123	440	680	795	1,703	24,801	24,801	24,801	24,801	24,801	24,801	-		155,305	297,612	142,307
5300	Dues & Memberships	-	23,739	-	894	-	76,082	-	6,567	6,567	6,56								



FY23-24 CalOps Southern California

Monthly Cash Flow/Forecast FY23-24

Revised 02/26/24

Actuals Through: 2/1/2024

ADA = 4921.60

	Jul-23	Aug-23	Sep-23	Oct-23	Nov-23	Dec-23	Jan-24	Feb-24	Mar-24	Apr-24	May-24	Jun-24	Year-End Accruals	Annual Forecast	Original Budget Total	Favorable / (Unfav.)
5610 Repairs and Maintenance	-	-	2,397	563	1,650	100	858	-	-	-	-	-	-	5,568	-	(5,568)
Professional/Consulting Services	36,975	-	8,634	120,865	165,692	80,517	47,859	26,167	26,167	26,167	26,167	26,167	(117,660)	473,720	314,009	(159,711)
5801 IT	-	43,543	13,000	6,160	1,863	1,056,149	2,948	79,490	79,490	79,490	79,490	79,490	(567,234)	953,879	953,879	-
5802 Audit & Taxes	-	-	292	17,650	3,846	136,711	-	-	-	-	-	-	-	158,499	172,221	13,722
5803 Legal	-	9,960	2,988	5,647	2,141	15,066	6,722	19,906	19,906	19,906	19,906	19,906	96,816	238,869	238,869	-
5804 Professional Development	-	-	26,172	8,710	19,444	125,000	61	55,228	55,228	55,228	55,228	55,228	207,208	662,735	662,735	-
5805 General Consulting	-	48	17,845	23,793	17,053	1,840,309	13,194	342,238	342,238	342,238	342,238	342,238	(2,266,663)	1,356,769	3,578,469	2,221,700
5807 Bank Charges	135	155	226	318	190	175	223	917	917	917	917	917	-	6,006	11,000	4,994
5809 Other taxes and fees	85	3,260	376	6	1,270	292	103	10,852	10,852	10,852	10,852	10,852	-	59,651	130,221	70,570
5810 Payroll Service Fee	-	-	-	-	-	530,961	-	-	-	-	-	-	-	530,961	-	(530,961)
5811 Management Fee	-	56,650	28,325	28,414	28,228	28,552	62,617	27,050	27,050	27,050	27,050	27,050	-	368,033	339,900	(28,133)
5812 District Oversight Fee	-	-	-	-	-	-	47,071	49,679	72,344	42,626	42,626	42,626	320,623	617,595	631,405	13,810
5815 Public Relations/Recruitment	-	37,549	30,591	-	10,733	425,240	24,822	57,316	57,316	57,316	57,316	57,316	(127,726)	687,787	687,787	-
Depreciation	68,240	154,184	125,749	93,198	111,134	4,158,801	168,629	625,906	648,571	618,852	618,852	618,852	(2,370,184)	5,640,784	7,406,486	1,765,702
6900 Depreciation Expense	-	-	542	18,140	(17,778)	181	181	258	258	258	258	258	-	2,556	3,100	544
Interest	-	-	-	-	-	-	-	-	-	-	-	-	-	-	-	-
Total Expenses	1,971,448	3,640,183	2,667,176	2,685,266	3,668,912	12,549,216	3,461,085	6,707,953	6,707,743	6,666,586	6,666,586	6,666,586	1,796,909	65,855,650	67,743,028	1,887,377
Monthly Surplus (Deficit)	(803,076)	(890,277)	704,289	(582,196)	2,237,887	1,332,451	4,448,154	(1,277,796)	1,002,241	(863,854)	(1,928,485)	(1,928,485)	5,604,259	7,055,112	6,462,867	586,695
Cash Flow Adjustments														9.7%		
Monthly Surplus (Deficit)	(803,076)	(890,277)	704,289	(582,196)	2,237,887	1,332,451	4,448,154	(1,277,796)	1,002,241	(863,854)	(1,928,485)	(1,928,485)	5,604,259	7,055,112		
Cash flows from operating activities																
Depreciation/Amortization	-	-	542	181	181	181	181	258	258	258	258	258	-	2,376	-	-
Public Funding Receivables	265,964	5,101,936	-	(1,730,703)	1,730,703	-	(1,796,540)	-	-	-	-	-	(7,401,168)	(3,829,808)	-	-
Grants and Contributions Rec.	-	-	5,658,756	-	2,164,597	(5,075,819)	-	-	-	-	-	-	-	2,747,534	-	-
Due To/From Related Parties	(211,896)	(1,963,032)	(2,283,052)	3,811,740	(2,149,438)	(3,241,052)	4,307,739	-	-	-	-	14,904,000	-	13,175,010	-	-
Prepaid Expenses	127,890	(27,548)	-	(209,168)	(8,723)	223,887	(32,839)	-	-	-	-	-	-	73,499	-	-
Other Assets	-	-	-	-	-	-	-	-	-	-	-	-	-	-	-	-
Accounts Payable	-	(111,991)	(2,391,184)	-	-	1,107	(1,107)	-	-	-	-	-	1,796,909	(706,266)	-	-
Accrued Expenses	(478,501)	(370,442)	2,510,256	532,985	(4,727,549)	(1,709,724)	1,681,667	-	-	-	-	-	-	(2,561,307)	-	-
Deferred Revenue	-	-	-	-	(735,439)	(1,730,703)	-	-	-	-	-	-	-	-	-	-
Other Liabilities	-	-	-	-	-	-	-	-	-	-	-	-	-	-	-	-
Cash flows from investing activities																
Purchases of Prop. And Equip.	-	-	-	17,959	-	-	-	-	-	-	-	-	-	-	-	-
Notes Receivable	-	-	-	-	(17,778)	-	-	-	-	-	-	-	-	(17,778)	-	-
Cash flows from financing activities																
Proceeds from Factoring	-	-	-	-	-	-	-	-	-	-	-	-	-	-	-	-
Payments on Factoring	-	-	-	-	-	-	-	-	-	-	-	-	-	-	-	-
Proceeds(Payments) on Debt	-	-	-	-	-	-	-	-	-	-	-	-	-	-	-	-
Total Change in Cash	(1,099,618)	1,738,647	4,199,606	1,840,798	(1,505,741)	(8,468,969)	6,876,551	(1,277,537)	1,002,500	(863,595)	(1,928,227)	12,975,773				
Cash, Beginning of Month	23,046,829	21,947,211	23,685,858	27,885,464	29,726,262	28,220,521	19,751,553	26,628,103	25,350,566	26,353,065	25,489,470	23,561,243				
Cash, End of Month	21,947,211	23,685,858	27,885,464	29,726,262	28,220,521	19,751,553	26,628,103	25,350,566	26,353,065	25,489,470	23,561,243	36,537,017				

FY23-24 CalOps Central Valley

Monthly Cash Flow/Forecast FY23-24

Revised: 02/27/24

Actuals Through: 1/31/2024

ADA = 809.28



	Jul-23	Aug-23	Sep-23	Oct-23	Nov-23	Dec-23	Jan-24	Feb-24	Mar-24	Apr-24	May-24	Jun-24	Year-End Accruals	Annual Forecast	Original Budget Total	Favorable / (Unfav.)	
Revenues																	
State Aid - Revenue Limit																ADA = 643.74	
8011 LCFF State Aid	-	298,722	301,344	542,418	543,157	524,903	537,700	568,468	882,559	882,559	882,559	882,559	875,256	7,722,205	6,119,923	1,602,283	
8012 Education Protection Account	-	-	-	-	-	543,157	543,156	-	676,614	-	-	-	950,829	2,713,756	2,134,271	579,485	
8096 In Lieu of Property Taxes	-	-	-	75,130	33,391	66,782	33,391	34,082	92,857	46,429	46,429	46,429	46,429	521,348	386,580	134,768	
	-	298,722	301,344	617,548	576,548	1,134,842	1,114,247	602,550	1,652,031	928,988	928,988	928,988	1,872,513	10,957,309	8,640,774	2,316,536	
Federal Revenue																	
8181 Special Education - Entitlement	-	-	-	-	-	-	-	7,440	18,744	18,744	18,744	18,744	18,744	101,160	80,468	20,693	
8290 Title I, Part A - Basic Low Income	-	-	-	-	-	-	-	-	-	-	-	-	-	143,239	140,532	2,707	
8291 Title II, Part A - Teacher Quality	-	-	-	-	-	-	-	-	-	-	-	-	-	22,752	22,324	428	
8290 Title IV, Part A	-	-	-	-	-	-	-	-	-	-	-	-	-	11,187	10,964	223	
8296 Other Federal Revenue	-	-	-	-	-	-	260,511	-	112,050	-	-	-	75,639	448,200	408,030	40,170	
	-	-	-	-	-	-	260,511	7,440	18,744	130,794	18,744	18,744	271,561	726,539	662,318	64,221	
Other State Revenue																	
8311 State Special Education	27,750	27,750	49,950	49,950	49,950	-	99,900	52,817	72,018	72,018	72,018	72,018	72,018	718,158	571,257	146,901	
8550 Mandated Cost	-	-	-	-	-	22,682	-	-	-	-	-	-	-	22,682	23,168	(486)	
8560 State Lottery	-	-	-	-	-	-	-	-	-	41,167	-	-	160,344	201,511	152,567	48,945	
8598 Prior Year Revenue	-	-	-	-	-	-	14,654	-	-	-	-	-	-	14,654	-	14,654	
8599 Other State Revenue	-	2,621	-	-	-	-	16,777	3,642	3,642	3,642	3,642	3,642	2,857	40,464	32,187	8,277	
	27,750	30,371	49,950	49,950	49,950	39,459	114,554	56,459	75,660	116,827	75,660	75,660	235,220	997,469	779,179	218,290	
Other Local Revenue																	
8660 Interest Revenue	83	98	93	102	103	1,035	136	-	-	-	-	-	-	1,650	-	1,650	
	83	98	93	102	103	1,035	136	-	-	-	-	-	-	1,650	-	1,650	
Total Revenue	27,833	329,192	351,387	667,600	626,602	1,175,336	1,489,448	666,448	1,746,435	1,176,609	1,023,392	1,023,392	2,379,294	12,682,968	10,082,271	2,600,697	
Expenses																	
Certificated Salaries																	
1100 Teachers' Salaries	170,803	270,551	183,919	183,919	215,831	187,682	207,775	234,037	234,037	234,037	234,037	234,037	280,845	2,871,509	2,427,687	(443,822)	
1175 Teachers' Extra Duty/Stipends	-	-	-	-	-	-	-	81	81	81	81	81	97	504	948	444	
1200 Pupil Support Salaries	18,564	15,212	15,678	15,678	22,065	14,414	22,735	24,239	24,239	24,239	24,239	24,239	29,086	274,626	186,996	(87,630)	
1300 Administrators' Salaries	33,498	21,734	21,210	21,210	25,723	20,651	24,149	32,876	32,876	32,876	32,876	32,876	39,451	372,003	308,737	(63,266)	
	222,865	307,496	220,807	220,807	263,619	222,747	254,658	291,233	291,233	291,233	291,233	291,233	349,479	3,518,641	2,924,368	(594,273)	
Classified Salaries																	
2100 Instructional Salaries	394	639	445	445	539	471	499	565	565	565	565	565	678	6,937	6,000	(937)	
2200 Support Salaries	1,079	671	671	671	876	671	841	906	906	906	906	906	1,087	11,096	9,611	(1,485)	
2300 Classified Administrators' Salaries	5,121	3,264	3,355	3,355	5,350	3,248	4,977	4,143	4,143	4,143	4,143	4,143	4,971	54,354	44,975	(9,379)	
2400 Clerical and Office Staff Salaries	922	582	904	904	1,565	1,071	1,843	1,365	1,365	1,365	1,365	1,365	1,638	16,257	8,085	(8,171)	
	7,516	5,156	5,375	5,375	8,331	5,461	8,160	6,979	6,979	6,979	6,979	6,979	8,375	88,644	68,671	(19,973)	
Benefits																	
3101 STRS	-	-	970	-	-	-	-	55,248	55,248	55,248	55,248	55,248	390,294	667,505	387,885	(279,620)	
3202 PERS	-	-	-	-	-	-	-	1,780	1,780	1,780	1,780	1,780	-	8,901	12,876	3,975	
3301 OASDI	1,534	1,021	1,080	1,080	1,439	1,039	1,620	409	409	409	409	409	-	10,856	2,957	(7,900)	
3311 Medicare	3,147	4,373	3,083	3,083	3,798	3,141	3,588	4,290	4,290	4,290	4,290	4,290	-	45,661	30,138	(15,523)	
3401 Health and Welfare	-	-	-	-	5,768	308,824	231,160	81,746	81,746	81,746	81,746	81,746	(137,020)	817,464	628,524	(188,940)	
3501 State Unemployment	189	242	566	256	26	194	6,672	44,961	22,481	11,240	11,240	11,240	115,808	224,805	168,528	(56,277)	
3601 Workers' Compensation	-	-	5,967	4,376	-	37	-	4,142	4,142	4,142	4,142	4,142	-	31,088	29,099	(1,989)	
	4,870	5,636	11,355	8,795	11,030	313,236	243,040	192,576	170,096	158,855	158,855	158,855	369,082	1,806,282	1,260,007	(546,275)	
Books and Supplies																	
4100 Textbooks and Core Materials	-	-	379	-	59,451	6,460	-	5,310	5,310	5,310	5,310	5,310	-	92,841	42,300	(50,541)	
4200 Books and Reference Materials	-	-	-	-	-	359,494	514	88,652	88,652	88,652	88,652	88,652	-	803,269	886,520	83,251	
4302 School Supplies	-	2,773	548	525	1,751	-	-	28,931	28,931	28,931	28,931	28,931	-	150,252	33,932	(116,320)	
4305 Software	-	2,959	30,640	55,071	60,461	204,756	4,326	42,060	42,060	42,060	42,060	42,060	(147,912)	420,600	420,600	-	
4310 Office Expense	-	36	1,079	42	70	733	23	1,427	1,427	1,427	1,427	1,427	-	9,116	14,268	5,152	
4311 Business Meals	-	-	-	-	-	-	27	1,639	1,639	1,639	1,639	1,639	-	8,221	19,666	11,445	
4400 Noncapitalized Equipment	-	3,455	37,409	2,152	466	4,230	1,675	236,026	236,026	236,026	236,026	236,026	-	1,229,515	1,141,995	(87,520)	
	-	9,223	70,055	57,790	122,199	575,674	6,565	404,044	404,044	404,044	404,044	404,044	(147,912)	2,713,814	2,559,281	(154,533)	
Subagreement Services																	
5102 Special Education	-	3,575	30,049	15,431	37,922	38,657	105,794	66,900	66,900	66,900	66,900	66,900	-	565,928	638,500	72,572	
5103 Substitute Teacher	-	-	-	-	-	7,370	-	-	-	-	-	-	-	7,370	-	(7,370)	
5106 Other Educational Consultants	-	180	-	35	143	65,845	14,471	138,439	138,439	138,439	138,439	138,439	-	772,870	615,386	(157,484)	
5107 Instructional Services	-	-	-	-	-	14,187	-	-	-	-	-	-	-	14,187	-	(14,187)	
	-	3,755	30,049	15,466	38,065	126,058	120,265	205,339	205,339	205,339	205,339	205,339	-	1,360,353	1,253,886	(106,468)	
Operations and Housekeeping																	
5201 Auto and Travel	-	-	-	-	-	63	221	3,146	3,146	3,146	3,146	3,146	-	16,015	37,754	21,739	
5300 Dues & Memberships	-	2,934	159	63	-	12,276	-	1,242	1,242	1,242	1,242	1,242	-	21,640	11,800	(9,840)	
5400 Insurance	-	-	897	1,584	-	7,375	1,607	92	92	92	92	92	-	11,921	900	(11,021)	
5501 Utilities	-	-	-	-	-	-	-	268	268	268	268	268	-	1,342	3,221	1,879	
5502 Janitorial Services	-	-	-	-	-	-	-	583	583	583	583	583	-	2,917	5,600	2,683	
5900 Communications	-	-	156	178	194	339	515	8,975	8,975	8,975	8,975	8,975	-	46,258	85,700	39,442	
5901 Postage and Shipping	-	-	-	-	18	11,857	1	248	248	248	248	248	-	13,113	2,970	(10,143)	
	-	2,934	1,212	1,826	212	31,910	2,344	14,554	14,554	14,554	14,554	14,554	-	113,206	147,945	34,739	
Facilities, Repairs and Other Leases																	
5601 Rent	-	-	-	-	-	-	-	4,158	4,158	4,158	4,158	4,158	-	20,788	38,791	18,003	



FY23-24 CalOps Central Valley

Monthly Cash Flow/Forecast FY23-24

Revised: 02/27/24

Actuals Through: 1/31/2024

ADA = 809.28

	Jul-23	Aug-23	Sep-23	Oct-23	Nov-23	Dec-23	Jan-24	Feb-24	Mar-24	Apr-24	May-24	Jun-24	Year-End Accruals	Annual Forecast	Original Budget Total	Favorable / (Unfav.)
5602 Additional Rent	-	-	532	4,140	8,811	1,086	(13,482)	168	168	168	168	168	-	1,924	2,010	86
5603 Equipment Leases	-	-	-	-	-	-	-	183	183	183	183	183	-	916	2,199	1,283
5604 Other Leases	-	-	-	-	-	-	16,046	-	-	-	-	-	-	16,046	-	(16,046)
	-	-	532	4,140	8,811	1,086	2,564	4,508	4,508	4,508	4,508	4,508	-	39,674	43,000	3,326
Professional/Consulting Services																
5801 IT	-	-	-	-	-	185,099	(533)	65,670	65,670	65,670	65,670	65,670	143,783	656,700	522,400	(134,300)
5802 Audit & Taxes	-	-	37	411	290	23,660	-	-	-	-	-	-	-	24,398	5,308	(19,090)
5803 Legal	-	-	382	664	54	1,278	159	-	-	-	-	-	-	2,537	-	(2,537)
5804 Professional Development	-	-	3,346	1,113	2,506	15,833	10	7,006	7,006	7,006	7,006	7,006	26,234	84,073	84,073	-
5805 General Consulting	-	6	2,781	3,042	2,292	318,673	2,188	26,496	26,496	26,496	26,496	26,496	(484,603)	(23,139)	206,823	229,963
5807 Bank Charges	116	113	107	78	95	100	77	83	83	83	83	83	-	1,101	1,000	(101)
5809 Other taxes and fees	-	21	47	1	38	47	(41)	3,800	3,800	3,800	3,800	3,800	-	19,115	45,604	26,489
5810 Payroll Service Fee	-	-	-	-	-	88,044	-	-	-	-	-	-	-	88,044	-	(88,044)
5811 Management Fee	-	7,242	3,621	3,624	3,600	3,643	11,008	4,467	4,467	4,467	4,467	4,467	-	55,071	43,450	(11,621)
5812 District Oversight Fee	-	-	-	-	-	-	-	6,025	16,520	9,290	9,290	9,290	59,158	109,573	86,408	(23,165)
5815 Public Relations/Recruitment	-	4,385	3,911	-	2,749	49,990	4,116	7,765	7,765	7,765	7,765	7,765	-	103,977	93,184	(10,793)
	521	12,171	14,960	8,932	14,959	686,367	18,443	120,939	131,433	124,203	124,203	124,203	(259,883)	1,121,451	1,088,250	(33,201)
Depreciation																
	-	-	-	-	-	-	-	-	-	-	-	-	-	-	-	-
Interest																
	-	-	-	-	-	-	-	-	-	-	-	-	-	-	-	-
Total Expenses	235,772	346,371	354,344	323,130	467,225	1,962,539	656,040	1,240,172	1,228,186	1,209,715	1,209,715	1,209,715	319,141	10,762,065	9,345,407	(1,416,658)
Monthly Surplus (Deficit)	(207,939)	(17,179)	(2,957)	344,470	159,377	(787,204)	833,408	(573,723)	518,249	(33,106)	(186,323)	(186,323)	2,060,154	1,920,903	736,864	1,184,039
Cash Flow Adjustments																
Monthly Surplus (Deficit)	(207,939)	(17,179)	(2,957)	344,470	159,377	(787,204)	833,408	(573,723)	518,249	(33,106)	(186,323)	(186,323)	2,060,154	1,920,903		
Cash flows from operating activities																
Depreciation/Amortization	-	-	-	-	-	-	-	-	-	-	-	-	-	-	-	-
Public Funding Receivables	2,337,530	1,215	-	(542,418)	542,418	581,281	(260,511)	-	-	-	-	-	(2,379,294)	280,220		
Grants and Contributions Rec.	-	-	61,552	(278,832)	(259,466)	722,373	-	-	-	-	-	-	-	245,627		
Due To/From Related Parties	(68,744)	416,368	322,754	(88,952)	449,005	-	364,395	-	-	-	-	(3,000,000)	-	(1,605,175)		
Prepaid Expenses	-	(159)	159	(27,038)	-	-	(5,445)	-	-	-	-	-	-	(32,484)		
Other Assets	-	-	-	-	-	(131,297)	-	-	-	-	-	-	-	(131,297)		
Accounts Payable	-	(21,805)	(381,802)	-	-	-	-	-	-	-	-	-	319,141	(84,466)		
Accrued Expenses	(1,075,623)	(112,159)	301,472	-	40,626	-	231,160	-	-	-	-	-	-	(614,523)		
Other Liabilities	-	-	-	-	-	-	-	-	-	-	-	-	-	-		
Cash flows from investing activities																
Purchases of Prop. And Equip.	-	-	-	-	-	-	-	-	-	-	-	-	-	-		
Notes Receivable	-	-	-	-	-	-	-	-	-	-	-	-	-	-		
Cash flows from financing activities																
Proceeds from Factoring	-	-	-	-	-	-	-	-	-	-	-	-	-	-		
Payments on Factoring	-	-	-	-	-	-	-	-	-	-	-	-	-	-		
Proceeds(Payments) on Debt	-	-	-	-	-	-	-	-	-	-	-	-	-	-		
Total Change in Cash	985,225	266,281	301,178	(592,771)	931,960	385,153	1,163,007	(573,723)	518,249	(33,106)	(186,323)	(3,186,323)				
Cash, Beginning of Month	5,465,365	6,450,589	6,716,870	7,018,048	6,425,277	7,357,237	7,742,389	8,905,397	8,331,673	8,849,922	8,816,816	8,630,492				
Cash, End of Month	6,450,589	6,716,870	7,018,048	6,425,277	7,357,237	7,742,389	8,905,397	8,331,673	8,849,922	8,816,816	8,630,492	5,444,169				

FY23-24 CalOps NorCal
Monthly Cash Flow/Forecast FY23-24
 Revised 02/27/24
 Actuals Through: 1/31/2024
 ADA = 1738.48



	Jul-23	Aug-23	Sep-23	Oct-23	Nov-23	Dec-23	Jan-24	Feb-24	Mar-24	Apr-24	May-24	Jun-24	Year-End Accruals	Annual Forecast	Original Budget Total	Favorable / (Unfav.)	
ADA = 1766.29																	
Revenues																	
State Aid - Revenue Limit																	
8011 LCFF State Aid	-	629,013	629,013	1,120,107	1,120,107	1,106,643	1,120,107	1,138,233	1,318,664	1,318,664	1,318,664	1,318,664	1,029,218	13,167,097	18,675,696	(506,599)	
8012 Education Protection Account	-	-	1,385,789	-	-	-	1,385,789	-	1,375,542	-	-	-	1,644,499	5,791,619	5,572,848	218,776	
8096 In Lieu of Property Taxes	-	629,013	2,014,802	1,120,107	1,120,107	1,106,643	2,505,896	205,828	843,902	421,951	421,951	421,951	-	2,737,535	2,728,393	9,142	
	-	629,013	2,014,802	1,120,107	1,120,107	1,106,643	2,505,896	1,344,062	3,538,108	1,740,615	1,740,615	1,740,615	3,095,668	21,696,252	21,974,932	(278,681)	
Federal Revenue																	
8181 Special Education - Entitlement	-	-	-	-	-	-	-	18,381	39,786	39,786	39,786	39,786	39,786	217,310	220,787	(3,476)	
8290 Title I, Part A - Basic Low Income	-	-	-	-	-	-	243,404	-	-	-	-	-	-	236,916	243,957	(7,041)	
8291 Title II, Part A - Teacher Quality	-	-	-	-	-	-	-	-	-	-	-	-	-	45,289	40,739	4,550	
8290 Title IV, Part A	-	-	-	-	-	-	-	-	-	-	-	-	-	18,901	16,635	2,266	
8296 Other Federal Revenue	-	-	-	-	-	-	239,462	-	-	92,657	-	-	-	38,510	-	370,629	
	-	-	-	-	-	-	482,866	18,381	39,786	132,443	39,786	39,786	135,998	889,045	522,118	366,928	
Other State Revenue																	
8311 State Special Education	71,268	71,268	128,283	128,283	128,283	-	256,566	130,493	125,657	125,657	125,657	125,657	125,657	1,542,729	1,567,409	(24,680)	
8550 Mandated Cost	-	-	-	-	-	59,096	-	-	-	-	-	-	-	59,096	57,694	1,402	
8560 State Lottery	-	-	-	-	-	-	135,211	-	-	101,710	-	-	-	432,882	418,611	14,270	
8599 Other State Revenue	-	-	-	12,117	12,117	25,581	12,117	7,823	7,823	7,823	7,823	7,823	(14,124)	86,924	88,315	(1,391)	
	71,268	71,268	128,283	140,400	140,400	84,677	408,894	138,316	133,480	235,190	133,480	133,480	307,494	2,121,631	2,132,029	(10,398)	
Other Local Revenue																	
8660 Interest Revenue	-	-	-	-	-	20,349	-	-	-	-	-	-	-	20,349	-	20,349	
8699 School Fundraising	-	-	-	-	3,258	-	-	-	-	-	-	-	-	3,258	-	3,258	
	-	-	-	-	3,258	20,349	-	-	-	-	-	-	-	23,607	-	23,607	
Total Revenue	71,268	700,281	2,143,085	1,260,507	1,263,765	1,211,669	3,392,656	1,500,759	3,711,374	2,108,249	1,913,881	1,913,881	3,539,159	24,730,535	24,629,078	101,456	
Expenses																	
Certificated Salaries																	
1100 Teachers' Salaries	467,005	739,733	502,866	502,866	590,120	513,155	568,093	505,199	505,199	505,199	505,199	505,199	606,239	7,016,072	6,637,727	(378,345)	
1175 Teachers' Extra Duty/Stipends	-	-	-	-	-	-	-	174	174	174	174	174	209	1,082	2,592	1,510	
1200 Pupil Support Salaries	50,758	41,592	42,866	42,866	60,329	39,411	62,162	52,070	52,070	52,070	52,070	52,070	62,484	662,819	511,279	(151,540)	
1300 Administrators' Salaries	91,590	59,424	57,993	57,993	70,331	56,463	66,026	70,624	70,624	70,624	70,624	70,624	84,749	897,691	844,143	(53,548)	
	609,352	840,749	603,725	603,725	720,780	609,030	696,280	628,068	628,068	628,068	628,068	628,068	753,682	8,577,664	7,995,741	(581,923)	
Classified Salaries																	
2100 Instructional Salaries	1,077	1,746	1,218	1,218	1,473	1,287	1,365	1,215	1,215	1,215	1,215	1,215	1,457	16,913	16,404	(509)	
2200 Support Salaries	2,949	1,835	1,835	1,835	2,396	1,835	2,299	1,946	1,946	1,946	1,946	1,946	2,335	27,049	26,278	(771)	
2300 Classified Administrators' Salaries	14,003	8,924	9,172	9,172	14,629	8,881	13,607	8,899	8,899	8,899	8,899	8,899	10,679	133,564	122,969	(10,595)	
2400 Clerical and Office Staff Salaries	2,521	1,591	2,473	2,473	4,280	2,928	5,039	1,637	1,637	1,637	1,637	1,637	1,964	31,453	22,107	(9,346)	
	20,551	14,097	14,698	14,698	22,778	14,932	22,310	13,696	13,696	13,696	13,696	13,696	16,435	208,979	187,758	(21,222)	
Benefits																	
3101 STRS	-	-	2,651	-	-	-	-	105,404	105,404	105,404	105,404	105,404	909,859	1,439,532	1,060,546	(378,986)	
3301 OASDI	4,193	2,793	2,952	2,952	3,933	2,842	4,429	668	668	668	668	668	668	27,434	8,084	(19,350)	
3311 Medicare	8,605	11,957	8,429	8,429	10,384	8,589	9,810	8,156	8,156	8,156	8,156	8,156	-	106,983	82,403	(24,580)	
3401 Health and Welfare	-	-	-	-	15,770	655,146	492,985	166,566	166,566	166,566	166,566	166,566	(331,070)	1,665,660	1,623,024	(42,636)	
3501 State Unemployment	517	662	700	700	70	532	18,243	45,795	22,898	11,449	11,449	11,449	-	124,462	216,731	92,269	
3601 Workers' Compensation	-	-	16,314	11,966	-	78	-	7,875	7,875	7,875	7,875	7,875	-	67,731	79,562	11,830	
	13,315	15,411	31,946	24,947	30,157	667,186	525,466	334,464	311,567	300,118	300,118	300,118	578,789	3,431,802	3,070,351	(361,452)	
Books and Supplies																	
4100 Textbooks and Core Materials	-	-	1,037	-	162,550	17,570	-	10,042	10,042	10,042	10,042	10,042	-	231,365	122,500	(108,865)	
4200 Books and Reference Materials	-	-	-	-	-	780,175	1,097	257,700	257,700	257,700	257,700	257,700	507,228	2,577,000	2,618,300	41,300	
4302 School Supplies	-	7,802	2,423	1,436	4,842	-	(7,830)	241,606	241,606	241,606	241,606	241,606	-	1,216,705	1,237,836	21,131	
4305 Software	-	8,090	83,774	150,573	165,311	440,873	9,226	111,341	111,341	111,341	111,341	111,341	(301,142)	1,113,408	1,113,408	-	
4310 Office Expense	-	886	3,075	214	338	1,143	728	3,405	3,405	3,405	3,405	3,405	-	23,407	40,855	17,448	
4311 Business Meals	-	-	-	-	-	(794)	57	4,568	4,568	4,568	4,568	4,568	-	22,102	54,814	32,712	
4400 Noncapitalized Equipment	-	9,446	102,284	5,883	1,275	9,021	3,572	131,723	131,723	131,723	131,723	131,723	-	790,099	802,821	12,722	
	-	26,225	192,592	158,106	334,316	1,247,988	6,851	760,385	760,385	760,385	760,385	760,385	206,086	5,974,087	5,990,534	16,447	
Subagreement Services																	
5102 Special Education	-	10,419	42,795	29,572	82,875	166,008	184,710	173,000	173,000	173,000	173,000	173,000	348,621	1,730,000	1,757,700	27,700	
5103 Substitute Teacher	-	-	-	-	-	15,717	-	-	-	-	-	-	-	15,717	-	(15,717)	
5106 Other Educational Consultants	-	492	-	95	708	92,986	30,862	274,266	274,266	274,266	274,266	274,266	-	1,496,473	1,524,074	27,601	
5107 Instructional Services	-	-	-	-	-	30,693	-	18,147	18,147	18,147	18,147	18,147	-	121,427	217,760	96,333	
	-	10,911	42,795	29,667	83,583	305,404	215,572	465,413	465,413	465,413	465,413	465,413	348,621	3,363,616	3,499,534	135,918	
Operations and Housekeeping																	
5201 Auto and Travel	-	-	-	-	-	5,652	(5,012)	7,483	7,483	7,483	7,483	7,483	-	38,057	91,200	53,143	
5300 Dues & Memberships	-	5,104	1,654	173	-	26,180	-	2,992	2,992	2,992	2,992	2,992	-	48,070	36,500	(11,570)	
5400 Insurance	-	-	2,453	4,331	-	19,197	3,427	208	208	208	208	208	-	30,450	2,600	(27,850)	
5501 Utilities	-	482	295	404	523	236	184	-	-	-	-	-	-	2,124	-	(2,124)	
5502 Janitorial Services	-	850	-	850	-	1,700	2,256	1,350	1,350	1,350	1,350	1,350	-	12,406	16,400	3,995	



FY23-24 CalOps NorCal
Monthly Cash Flow/Forecast FY23-24
 Revised 02/27/24
 Actuals Through: 1/31/2024
 ADA = 1738.48

	Jul-23	Aug-23	Sep-23	Oct-23	Nov-23	Dec-23	Jan-24	Feb-24	Mar-24	Apr-24	May-24	Jun-24	Year-End Accruals	Annual Forecast	Original Budget Total	Favorable / (Unfav.)
5900 Communications	-	-	626	1,562	1,613	1,997	1,099	19,785	19,785	19,785	19,785	19,785	-	105,823	241,422	135,599
5901 Postage and Shipping	-	-	-	-	2,572	25,638	2	690	690	690	690	690	-	31,661	8,278	(23,383)
		6,436	5,028	7,320	4,708	80,601	1,955	32,508	32,508	32,508	32,508	32,508	-	268,589	396,400	127,811
Facilities, Repairs and Other Leases																
5601 Rent	-	-	-	-	-	-	-	10,375	10,375	10,375	10,375	10,375	-	51,875	126,500	74,625
5602 Additional Rent	-	-	1,454	-	51,516	7,621	(57,880)	467	467	467	467	467	-	5,045	5,602	557
5603 Equipment Leases	-	-	-	-	275	-	284	511	511	511	511	511	-	3,113	6,130	3,017
5604 Other Leases	-	-	-	-	-	-	78,993	-	-	-	-	-	-	78,993	-	(78,993)
5610 Repairs and Maintenance	-	3,400	-	60	-	2,337	-	1,319	1,319	1,319	1,319	1,319	-	12,391	15,823	3,432
	-	3,400	1,454	60	51,791	9,959	21,396	12,671	12,671	12,671	12,671	12,671	-	151,417	154,055	2,638
Professional/Consulting Services																
5801 IT	-	1,547	-	-	-	361,541	(1,136)	28,107	28,107	28,107	28,107	28,107	(165,205)	337,280	337,280	-
5802 Audit & Taxes	-	-	102	1,123	794	48,901	-	-	-	-	-	-	-	50,920	14,795	(36,125)
5803 Legal	-	1,098	13,055	3,810	2,322	2,726	632	7,038	7,038	7,038	7,038	7,038	-	58,835	84,461	25,626
5804 Professional Development	-	-	9,148	3,044	6,798	44,167	21	19,528	19,528	19,528	19,528	19,528	-	160,818	234,335	73,517
5805 General Consulting	-	17	6,737	8,316	5,973	611,884	6,956	119,449	119,449	119,449	119,449	119,449	(775,393)	461,735	1,230,905	769,170
5807 Bank Charges	210	192	28	-	-	98	-	417	417	417	417	417	-	2,611	5,000	2,389
5809 Other taxes and fees	-	58	129	2	104	139	5	8,943	8,943	8,943	8,943	8,943	-	45,154	107,319	62,165
5810 Payroll Service Fee	-	-	-	-	-	187,768	-	-	-	-	-	-	-	187,768	-	(187,768)
5811 Management Fee	-	19,800	9,900	9,944	9,880	9,992	21,358	9,596	9,596	9,596	9,596	9,596	-	128,852	118,800	(10,052)
5812 District Oversight Fee	-	-	-	-	-	-	-	13,441	35,381	17,406	17,406	17,406	115,922	216,963	219,749	2,787
5815 Public Relations/Recruitment	-	11,988	10,692	-	7,517	97,052	8,778	18,983	18,983	18,983	18,983	18,983	-	230,944	227,801	(3,143)
	1,250	35,740	71,501	26,239	42,261	1,362,819	40,359	220,798	242,738	224,763	224,763	224,763	(836,116)	1,881,879	2,580,445	698,566
Depreciation																
6900 Depreciation Expense	-	-	-	-	23,352	4,670	4,670	-	-	-	-	-	-	32,693	-	(32,693)
	-	-	-	-	23,352	4,670	4,670	-	-	-	-	-	-	32,693	-	(32,693)
Interest																
	-	-	-	-	-	-	-	-	-	-	-	-	-	-	-	-
Total Expenses	644,468	952,968	962,839	863,861	1,313,726	4,302,588	1,534,860	2,468,004	2,467,046	2,437,623	2,437,623	2,437,623	1,067,497	23,890,726	23,874,817	(15,909)
Monthly Surplus (Deficit)	(573,200)	(252,687)	1,180,246	396,646	(49,961)	(3,090,919)	1,857,796	(967,244)	1,244,328	(329,374)	(523,742)	(523,742)	2,471,662	839,809	754,261	85,547
Cash Flow Adjustments																
Monthly Surplus (Deficit)	(573,200)	(252,687)	1,180,246	396,646	(49,961)	(3,090,919)	1,857,796	(967,244)	1,244,328	(329,374)	(523,742)	(523,742)	2,471,662	839,809	754,261	85,547
Cash flows from operating activities																
Depreciation/Amortization	-	-	-	-	23,352	4,670	4,670	-	-	-	-	-	-	32,693	-	(32,693)
Public Funding Receivables	-	(629,013)	629,013	-	-	-	(220,561)	-	-	-	-	-	(3,539,159)	(3,759,720)	-	6,088,303
Grants and Contributions Rec.	-	3,221,974	274,440	2,329,972	125,134	3,706	133,078	-	-	-	-	-	-	6,088,303	-	(67,983)
Due To/From Related Parties	1,034,982	1,103,337	882,645	(3,132,613)	1,195,965	1,737,279	(5,071,580)	-	-	-	-	(8,000,000)	-	#####	-	-
Prepaid Expenses	-	(464)	464	(56,370)	-	-	(11,613)	-	-	-	-	-	-	(67,983)	-	-
Other Assets	-	-	-	-	-	-	-	-	-	-	-	-	-	-	-	-
Accounts Payable	-	14,967	(1,060,623)	-	-	200	(200)	-	-	-	-	-	1,067,497	21,840	-	-
Accrued Expenses	-	(681,258)	1,045,077	(200,050)	-	-	492,985	-	-	-	-	-	-	656,754	-	-
Deferred Revenue	-	-	-	-	(235,026)	-	-	-	-	-	-	-	-	-	-	-
Other Liabilities	-	-	-	-	-	-	-	-	-	-	-	-	-	-	-	-
Cash flows from investing activities																
Purchases of Prop. And Equip.	-	-	-	-	-	-	-	-	-	-	-	-	-	-	-	-
Notes Receivable	-	-	-	-	-	-	-	-	-	-	-	-	-	-	-	-
Cash flows from financing activities																
Proceeds from Factoring	-	-	-	-	-	-	-	-	-	-	-	-	-	-	-	-
Payments on Factoring	-	-	-	-	-	-	-	-	-	-	-	-	-	-	-	-
Proceeds(Payments) on Debt	-	-	-	-	-	-	-	-	-	-	-	-	-	-	-	-
Total Change in Cash	461,782	2,776,856	2,951,261	(662,416)	1,059,464	(1,345,065)	(2,815,426)	(967,244)	1,244,328	(329,374)	(523,742)	(8,523,742)				
Cash, Beginning of Month	9,004,649	9,466,431	12,243,287	15,194,548	14,532,132	15,591,596	14,246,531	11,431,105	10,463,861	11,708,188	11,378,814	10,855,073				
Cash, End of Month	9,466,431	12,243,287	15,194,548	14,532,132	15,591,596	14,246,531	11,431,105	10,463,861	11,708,188	11,378,814	10,855,073	2,331,331				



FY23-24 CalOps North Bay

Monthly Cash Flow/Forecast FY23-24

Revised 02/27/24

Actuals Through: 1/31/2024

ADA = 157.93

	Jul-23	Aug-23	Sep-23	Oct-23	Nov-23	Dec-23	Jan-24	Feb-24	Mar-24	Apr-24	May-24	Jun-24	Year-End Accruals	Annual Forecast	Original Budget Total	Favorable / (Unfav.)
ADA = 138.94																
Revenues																
State Aid - Revenue Limit																
8011	-	58,041	56,897	103,445	103,445	103,445	103,445	104,915	133,946	133,946	133,946	133,946	133,947	1,303,366	1,138,416	164,950
8012	-	-	-	7,063	-	-	7,062	-	7,896	-	-	-	-	9,564	31,586	27,789
8096	-	-	36,271	72,543	48,362	48,362	48,362	48,362	124,547	62,273	62,273	62,273	-	675,902	593,664	82,238
	-	58,041	93,168	183,051	151,807	151,807	158,869	153,277	266,390	196,220	196,220	196,220	205,785	2,010,854	1,759,868	250,986
Federal Revenue																
8181	-	-	-	-	-	-	-	1,589	3,630	3,630	3,630	3,630	3,630	19,741	17,368	2,373
8290	-	-	-	-	53	-	-	-	-	-	-	-	-	32,549	34,245	(1,643)
8291	-	-	-	-	-	-	-	-	-	-	-	-	-	4,749	-	4,749
8290	-	-	-	-	-	-	-	-	-	-	-	-	-	10,000	10,000	-
8296	-	-	-	-	-	-	53,189	-	-	-	-	-	-	106,375	91,340	15,035
	-	-	-	-	53	-	53,189	1,589	3,630	30,224	3,630	3,630	77,521	173,467	152,953	20,514
Other State Revenue																
8311	7,776	7,776	13,996	13,996	13,996	-	27,992	11,281	8,666	8,666	8,666	8,666	8,666	140,145	123,299	16,846
8550	-	-	-	-	-	5,177	-	-	-	-	-	-	-	5,177	5,174	3
8560	-	-	-	-	6,725	-	-	-	-	8,793	-	-	-	39,324	32,930	6,394
8598	-	-	-	-	-	-	9,334	-	-	-	-	-	-	9,334	-	9,334
8599	-	-	1,144	1,028	50,502	1,028	1,028	711	711	711	711	711	(50,387)	7,896	6,947	949
	7,776	7,776	15,140	15,024	71,223	6,205	38,354	11,992	9,377	18,170	9,377	9,377	(17,914)	201,877	168,350	33,527
Other Local Revenue																
8660	4	6	7	12	15	15	19	-	-	-	-	-	-	80	-	80
	4	6	7	12	15	15	19	-	-	-	-	-	-	80	-	80
Total Revenue	7,780	65,823	108,315	198,087	223,098	158,027	250,431	166,858	279,397	244,614	209,227	209,227	265,392	2,386,278	2,081,172	305,106
Expenses																
Certificated Salaries																
1100	36,755	58,220	39,577	39,577	46,445	40,387	44,711	45,670	45,670	45,670	45,670	45,670	54,804	588,825	522,414	(66,411)
1175	-	-	-	-	-	-	-	16	16	16	16	16	19	98	204	106
1200	3,995	3,273	3,374	3,374	4,748	3,102	4,892	4,730	4,730	4,730	4,730	4,730	5,676	56,083	40,240	(15,844)
1300	7,208	4,677	4,564	4,564	5,535	4,444	5,197	6,415	6,415	6,415	6,415	6,415	7,698	75,964	66,437	(9,527)
	47,958	66,170	47,515	47,515	56,728	47,933	54,800	56,831	56,831	56,831	56,831	56,831	68,197	720,971	629,294	(91,677)
Classified Salaries																
2100	85	137	96	96	116	101	107	110	110	110	110	110	132	1,422	1,291	(131)
2200	232	144	144	144	189	144	181	177	177	177	177	177	212	2,275	2,068	(207)
2300	1,102	702	722	722	1,151	699	1,071	808	808	808	808	808	970	11,181	9,678	(1,503)
2400	198	125	195	195	337	230	397	266	266	266	266	266	320	3,329	1,740	(1,589)
	1,617	1,109	1,157	1,157	1,793	1,175	1,756	1,362	1,362	1,362	1,362	1,362	1,634	18,208	14,777	(3,430)
Benefits																
3101	-	-	-	-	-	209	-	10,267	10,267	10,267	10,267	10,267	78,710	130,256	83,469	(46,787)
3301	330	220	232	232	310	224	349	76	76	76	76	76	-	2,275	636	(1,639)
3311	677	941	663	663	817	676	772	797	797	797	797	797	-	9,196	6,485	(2,711)
3401	-	-	-	-	1,241	59,751	44,817	18,611	18,611	18,611	18,611	18,611	-	198,862	157,794	(41,068)
3501	41	52	55	55	6	42	1,436	9,776	4,888	2,444	2,444	2,444	25,199	48,882	37,571	(11,311)
3601	-	-	1,284	942	-	7	-	770	770	770	770	770	-	6,081	6,262	181
3901	-	-	-	-	-	(0)	-	-	-	-	-	-	-	(0)	-	0
	1,048	1,213	2,235	1,893	2,373	60,908	47,373	40,297	35,409	32,965	32,965	32,965	103,909	395,552	292,217	(103,335)
Books and Supplies																
4100	-	-	82	-	12,793	1,385	-	883	883	883	883	883	-	18,677	9,300	(9,377)
4200	-	-	-	-	-	72,331	100	20,533	20,533	20,533	20,533	20,533	-	175,095	205,329	30,234
4302	-	597	950	113	377	-	-	17,431	17,431	17,431	17,431	17,431	-	89,191	77,396	(11,795)
4305	-	637	5,751	14,387	13,011	39,714	839	9,241	9,241	9,241	9,241	9,241	(28,133)	92,411	92,411	-
4310	-	8	232	9	15	142	4	268	268	268	268	268	-	1,750	3,216	1,466
4311	-	-	-	-	-	-	5	-	-	-	-	-	-	5	-	(5)
4400	-	743	8,050	463	100	820	325	12,472	12,472	12,472	12,472	12,472	-	72,860	57,022	(15,839)
	-	1,985	15,065	14,973	26,296	114,393	1,273	60,828	60,828	60,828	60,828	60,828	(28,133)	449,989	444,673	(5,316)
Subagreement Services																
5102	-	-	480	2,905	14,623	13,768	9,175	15,720	15,720	15,720	15,720	15,720	-	119,550	138,300	18,750
5103	-	-	-	-	-	1,429	-	-	-	-	-	-	-	1,429	-	(1,429)
5106	-	39	-	7	24	8,197	3,721	14,689	14,689	14,689	14,689	14,689	-	85,435	70,825	(14,609)
5107	-	-	-	-	-	2,827	-	2,911	2,911	2,911	2,911	2,911	-	17,383	34,934	17,551
	-	39	480	2,912	14,647	26,221	12,895	33,320	33,320	33,320	33,320	33,320	-	223,796	244,059	20,263
Operations and Housekeeping																
5201	-	-	-	-	-	12	52	1,492	1,492	1,492	1,492	1,492	-	7,523	15,700	8,177
5300	-	438	1,190	14	-	2,380	-	342	342	342	342	342	-	5,730	3,600	(2,130)
5400	-	-	193	341	-	1,553	312	25	25	25	25	25	-	2,523	200	(2,323)
5502	-	-	-	-	-	-	-	142	142	142	142	142	-	708	1,500	792
5900	-	-	34	38	42	66	100	1,942	1,942	1,942	1,942	1,942	-	9,988	20,500	10,512



FY23-24 CalOps North Bay

Monthly Cash Flow/Forecast FY23-24

Revised 02/27/24

Actuals Through: 1/31/2024

ADA = 157.93

	Jul-23	Aug-23	Sep-23	Oct-23	Nov-23	Dec-23	Jan-24	Feb-24	Mar-24	Apr-24	May-24	Jun-24	Year-End Accruals	Annual Forecast	Original Budget Total	Favorable / (Unfav.)
5901 Postage and Shipping	-	-	-	-	4	2,361	0	54	54	54	54	54	-	2,637	652	(1,985)
	-	438	1,417	393	46	6,372	464	3,996	3,996	3,996	3,996	3,996	-	29,109	42,152	13,043
Facilities, Repairs and Other Leases																
5601 Rent	-	-	-	-	-	1,292	-	1,315	1,315	1,315	1,315	1,315	-	7,865	13,777	5,912
5602 Additional Rent	-	-	114	-	-	422	(114)	37	37	37	37	37	-	605	441	(164)
5603 Equipment Leases	-	-	-	-	-	-	-	40	40	40	40	40	-	201	482	281
5604 Other Leases	-	-	-	-	-	-	114	-	-	-	-	-	-	114	-	(114)
5610 Repairs and Maintenance	-	-	-	-	-	143	-	-	-	-	-	-	-	143	-	(143)
	-	-	114	-	-	1,857	-	1,392	1,392	1,392	1,392	1,392	-	8,929	14,700	5,771
Professional/Consulting Services																
5801 IT	-	-	-	-	-	35,857	(103)	667	667	667	667	667	-	39,087	8,000	(31,087)
5802 Audit & Taxes	-	-	8	88	62	4,659	-	-	-	-	-	-	-	4,818	1,165	(3,653)
5803 Legal	-	-	82	391	174	638	31	554	554	554	554	554	-	4,086	6,648	2,562
5804 Professional Development	-	-	720	240	537	3,333	2	1,537	1,537	1,537	1,537	1,537	5,927	18,445	18,445	-
5805 General Consulting	-	1	491	655	483	109,803	424	17,489	17,489	17,489	17,489	17,489	(90,974)	108,325	146,296	37,971
5807 Bank Charges	-	-	25	-	4	-	-	83	83	83	83	83	-	446	1,000	554
5809 Other taxes and fees	-	5	10	0	8	9	1	717	717	717	717	717	-	3,616	8,600	4,984
5810 Payroll Service Fee	-	-	-	-	-	17,070	-	-	-	-	-	-	-	17,070	-	(17,070)
5811 Management Fee	-	1,558	779	783	777	787	2,044	872	872	872	872	872	-	11,086	9,350	(1,736)
5812 District Oversight Fee	-	-	-	-	-	-	-	1,533	2,664	1,962	1,962	1,962	10,025	20,109	17,599	(2,510)
5815 Public Relations/Recruitment	-	944	842	-	592	7,808	798	1,646	1,646	1,646	1,646	1,646	-	19,211	19,747	536
	88	2,596	3,116	2,156	3,356	179,967	3,515	25,016	26,147	25,445	25,445	25,445	(75,993)	246,298	236,850	(9,448)
Depreciation																
	-	-	-	-	-	-	-	-	-	-	-	-	-	-	-	-
Interest																
	-	-	-	-	-	-	-	-	-	-	-	-	-	-	-	-
Total Expenses	50,712	73,549	71,099	70,998	105,239	438,826	122,076	223,041	219,284	216,139	216,139	216,139	69,614	2,092,854	1,918,724	(174,130)
Monthly Surplus (Deficit)	(42,931)	(7,726)	37,217	127,089	117,859	(280,799)	128,356	(56,184)	60,113	28,475	(6,911)	(6,911)	195,777	293,424	162,448	130,976
Cash Flow Adjustments														12.3%		
Monthly Surplus (Deficit)	(42,931)	(7,726)	37,217	127,089	117,859	(280,799)	128,356	(56,184)	60,113	28,475	(6,911)	(6,911)	195,777	293,424		
Cash flows from operating activities																
Depreciation/Amortization	-	-	-	-	-	-	-	-	-	-	-	-	-	-	-	-
Public Funding Receivables	-	(58,041)	58,041	-	-	-	(53,189)	-	-	-	-	-	(265,392)	(318,581)		
Grants and Contributions Rec.	-	255,370	47,925	(52,242)	(39,567)	72,957	840	-	-	-	-	-	-	285,283		
Due To/From Related Parties	(17,716)	81,969	69,453	53,792	99,179	150,245	71,931	-	-	-	-	(747,300)	-	(238,447)		
Prepaid Expenses	-	-	-	-	-	1,501	(1,056)	-	-	-	-	-	-	445		
Other Assets	-	-	-	-	-	-	-	-	-	-	-	-	-	-		
Accounts Payable	-	(170)	(161,639)	-	-	-	-	-	-	-	-	-	69,614	(92,195)		
Accrued Expenses	-	(18,435)	161,431	(16,348)	-	209	44,817	-	-	-	-	-	-	171,674		
Other Liabilities	-	-	-	-	28,740	-	-	-	-	-	-	-	-	28,740		
Cash flows from investing activities																
Purchases of Prop. And Equip.	-	-	-	-	-	-	-	-	-	-	-	-	-	-		
Notes Receivable	-	-	-	-	-	-	-	-	-	-	-	-	-	-		
Cash flows from financing activities																
Proceeds from Factoring	-	-	-	-	-	-	-	-	-	-	-	-	-	-		
Payments on Factoring	-	-	-	-	-	-	-	-	-	-	-	-	-	-		
Proceeds(Payments) on Debt	-	-	-	-	-	-	-	-	-	-	-	-	-	-		
Total Change in Cash	(60,647)	252,967	212,427	112,291	206,211	(55,887)	191,698	(56,184)	60,113	28,475	(6,911)	(754,211)				
Cash, Beginning of Month	1,193,166	1,132,519	1,385,485	1,597,913	1,710,204	1,916,416	1,860,529	2,052,227	1,996,043	2,056,156	2,084,631	2,077,720				
Cash, End of Month	1,132,519	1,385,485	1,597,913	1,710,204	1,916,416	1,860,529	2,052,227	1,996,043	2,056,156	2,084,631	2,077,720	1,323,509				

FY23-24 CalOps Monterey Bay

Monthly Cash Flow/Budget FY23-24

Revised 02/27/24

Actuals Through: 1/31/2024

ADA = 560.01



	Jul-23	Aug-23	Sep-23	Oct-23	Nov-23	Dec-23	Jan-24	Feb-24	Mar-24	Apr-24	May-24	Jun-24	Year-End Accruals	Annual Forecast	Original Budget Total	Favorable / (Unfav.)
ADA = 461.82																
Revenues																
State Aid - Revenue Limit																
8011	-	142,326	142,326	252,849	209,688	292,302	256,186	258,947	392,364	392,364	392,364	392,364	392,365	3,516,444	2,870,004	646,440
8012	-	-	-	22,911	-	-	22,910	-	28,001	-	-	-	38,181	112,003	92,363	19,640
8096	-	-	-	-	-	-	-	214,025	1,018,560	509,280	509,280	509,280	509,280	3,269,706	2,690,318	579,388
	-	142,326	142,326	275,760	209,688	292,302	279,096	472,972	1,438,925	901,644	901,644	901,644	939,826	6,898,153	5,652,685	1,245,468
Federal Revenue																
8181	-	-	-	-	-	-	-	5,155	12,969	12,969	12,969	12,969	12,969	70,002	57,727	12,275
8290	-	-	-	-	-	-	-	-	-	-	-	-	-	45,923	-	45,923
8291	-	-	-	-	-	-	-	-	-	-	-	-	-	9,763	-	9,763
8296	-	-	-	-	-	-	-	-	-	7,746	-	-	-	23,238	-	30,984
	-	-	-	-	-	-	-	5,155	12,969	20,715	12,969	12,969	91,893	156,672	57,727	98,945
Other State Revenue																
8311	19,628	19,628	35,331	35,331	35,331	-	70,662	36,595	48,890	48,890	48,890	48,890	48,890	496,957	409,815	87,142
8550	-	-	-	-	-	16,770	-	-	-	-	-	-	-	16,770	16,733	37
8560	-	-	-	-	-	-	-	-	-	28,524	-	-	-	139,444	109,450	29,993
8598	-	-	-	-	-	-	20,952	-	-	-	-	-	-	20,952	-	20,952
8599	-	-	-	3,337	-	10,382	-	2,520	2,520	2,520	2,520	2,520	1,681	28,001	23,091	4,910
	19,628	19,628	35,331	38,668	35,331	27,152	91,614	39,115	51,410	79,934	51,410	51,410	161,492	702,123	559,089	143,034
Other Local Revenue																
8660	-	377	282	296	716	894	809	-	-	-	-	-	-	3,374	-	3,374
	-	377	282	296	716	894	809	-	-	-	-	-	-	3,374	-	3,374
Total Revenue	19,628	162,331	177,939	314,724	245,735	320,348	371,519	517,242	1,503,304	1,002,293	966,024	966,024	1,193,211	7,760,322	6,269,501	1,490,821
Expenses																
Certificated Salaries																
1100	123,237	195,207	132,701	132,701	155,726	135,416	149,913	161,955	161,955	161,955	161,955	161,955	194,346	2,029,025	1,751,622	(277,402)
1175	-	-	-	-	-	-	-	56	56	56	56	56	67	348	684	(336)
1200	13,394	10,976	11,312	11,312	15,920	10,400	16,404	16,773	16,773	16,773	16,773	16,773	20,128	193,712	134,921	(58,791)
1300	24,169	15,681	15,304	15,304	18,560	14,900	17,424	22,750	22,750	22,750	22,750	22,750	27,300	262,392	222,760	(39,632)
	160,801	221,864	159,316	159,316	190,206	160,716	183,741	201,535	201,535	201,535	201,535	201,535	241,842	2,485,477	2,109,987	(375,490)
Classified Salaries																
2100	284	461	321	321	389	340	360	391	391	391	391	391	469	4,902	4,329	(573)
2200	778	484	484	484	632	484	607	627	627	627	627	627	752	7,840	6,934	(906)
2300	3,695	2,355	2,420	2,420	3,860	2,344	3,591	2,867	2,867	2,867	2,867	2,867	3,440	38,459	32,450	(6,009)
2400	665	420	653	653	1,130	773	1,330	945	945	945	945	945	1,134	11,480	5,834	(5,646)
	5,423	3,720	3,879	3,879	6,011	3,940	5,887	4,829	4,829	4,829	4,829	4,829	5,795	62,681	49,547	(13,134)
Benefits																
3101	-	-	-	-	-	-	-	37,455	37,455	37,455	37,455	37,455	274,645	461,918	279,866	(182,052)
3301	1,107	737	779	779	1,038	750	1,169	277	277	277	277	277	-	7,742	2,133	(5,609)
3311	2,271	3,155	2,224	2,224	2,740	2,267	2,589	2,908	2,908	2,908	2,908	2,908	-	32,010	21,745	(10,265)
3401	-	-	-	-	4,161	210,917	158,038	62,854	62,854	62,854	62,854	62,854	-	687,389	503,880	(183,509)
3501	136	175	185	185	19	140	4,814	33,657	16,828	8,414	8,414	8,414	-	81,381	124,396	43,015
3601	-	-	4,305	3,158	-	25	-	2,808	2,808	2,808	2,808	2,808	-	21,526	20,995	(531)
	3,514	4,067	7,493	6,346	7,958	214,098	166,610	139,958	123,130	114,716	114,716	114,716	274,645	1,291,966	953,016	(338,950)
Books and Supplies																
4100	-	-	274	-	42,895	4,770	-	3,108	3,108	3,108	3,108	3,108	-	63,481	30,800	(32,681)
4200	-	-	-	-	-	243,252	352	69,168	69,168	69,168	69,168	69,168	102,236	691,678	691,678	-
4302	-	2,001	3,185	379	1,263	-	-	26,251	26,251	26,251	26,251	26,251	-	138,082	56,881	(81,201)
4305	-	2,135	19,284	39,734	43,624	137,086	2,958	31,010	31,010	31,010	31,010	31,010	-	399,868	310,096	(89,772)
4310	-	26	777	30	50	1,802	15	901	901	901	901	901	-	7,204	10,807	3,603
4311	-	-	-	-	-	-	18	1,208	1,208	1,208	1,208	1,208	-	6,060	14,499	8,439
4400	-	2,493	26,992	1,553	337	2,855	1,145	34,200	34,200	34,200	34,200	34,200	-	206,372	168,256	(38,116)
	-	6,654	50,511	41,696	88,169	389,765	4,488	165,845	165,845	165,845	165,845	165,845	102,236	1,512,745	1,283,017	(229,728)
Subagreement Services																
5102	-	690	11,089	7,587	32,787	49,723	73,696	48,880	48,880	48,880	48,880	48,880	-	419,971	403,100	(16,871)
5103	-	-	-	-	-	5,938	-	-	-	-	-	-	-	5,938	-	(5,938)
5106	-	130	-	25	81	30,201	9,894	102,491	102,491	102,491	102,491	102,491	-	552,784	455,769	(97,015)
5107	-	-	-	-	-	9,480	-	-	-	-	-	-	-	9,480	-	(9,480)
	-	820	11,089	7,612	32,868	94,442	83,589	151,371	151,371	151,371	151,371	151,371	-	987,273	858,869	(128,405)
Operations and Housekeeping																
5201	-	-	-	-	-	43	185	2,408	2,408	2,408	2,408	2,408	-	12,270	23,800	11,530
5300	-	2,472	-	162	-	8,393	-	758	758	758	758	758	-	14,818	7,500	(7,318)
5400	-	-	647	1,143	-	5,260	1,099	75	75	75	75	75	-	8,524	700	(7,824)
5501	-	-	-	-	-	-	-	198	198	198	198	198	-	990	2,375	1,385
5502	-	-	-	-	-	-	-	475	475	475	475	475	-	2,375	4,700	2,325
5900	-	-	112	129	140	232	352	6,744	6,744	6,744	6,744	6,744	-	34,683	54,835	20,152
5901	-	-	-	-	13	7,925	1	183	183	183	183	183	-	8,851	2,190	(6,661)
	-	2,472	760	1,434	153	21,853	1,636	10,841	10,841	10,841	10,841	10,841	-	82,510	96,100	13,590
Facilities, Repairs and Other Leases																
5601	-	-	-	-	-	-	-	3,510	3,510	3,510	3,510	3,510	-	17,549	34,418	16,869
5602	-	-	384	-	-	796	(384)	124	124	124	124	124	-	1,413	1,482	69
5604	-	-	-	-	-	-	469	-	-	-	-	-	-	469	-	(469)
	-	-	384	-	-	796	85	3,633	3,633	3,633	3,633	3,633	-	19,431	35,900	16,469
Professional/Consulting Services																



FY23-24 CalOps Monterey Bay

Monthly Cash Flow/Budget FY23-24

Revised 02/27/24

Actuals Through: 1/31/2024

ADA = 560.01

	Jul-23	Aug-23	Sep-23	Oct-23	Nov-23	Dec-23	Jan-24	Feb-24	Mar-24	Apr-24	May-24	Jun-24	Year-End Accruals	Annual Forecast	Original Budget Total	Favorable / (Unfav.)
5801 IT	-	-	-	-	-	105,889	(364)	7,363	7,363	7,363	7,363	7,363	-	142,339	73,627	(68,712)
5802 Audit & Taxes	-	-	27	296	209	19,706	-	-	-	-	-	-	-	20,238	3,913	(16,325)
5803 Legal	-	-	276	479	162	874	109	1,862	1,862	1,862	1,862	1,862	-	11,208	22,341	11,133
5804 Professional Development	-	-	2,414	808	1,805	11,667	7	5,165	5,165	5,165	5,165	5,165	-	42,522	61,984	19,462
5805 General Consulting	-	4	1,646	2,195	5,485	187,959	1,496	37,889	37,889	37,889	37,889	37,889	(245,380)	142,852	269,748	126,896
5807 Bank Charges	-	-	-	-	-	-	-	36	36	36	36	36	-	179	430	251
5809 Other taxes and fees	-	15	35	1	27	68	3	2,139	2,139	2,139	2,139	2,139	-	10,846	25,673	14,827
5810 Payroll Service Fee	-	-	-	-	-	60,194	-	-	-	-	-	-	-	60,194	-	(60,194)
5811 Management Fee	-	5,225	2,612	2,600	2,582	2,613	6,585	3,091	3,091	3,091	3,091	3,091	-	37,672	31,350	(6,322)
5812 District Oversight Fee	-	-	-	-	-	-	57,528	4,730	14,389	9,016	9,016	9,016	22,813	126,510	56,527	(69,983)
5814 SPED Encroachment	286	286	515	-	1,030	-	1,030	-	-	-	-	-	-	3,147	-	(3,147)
5815 Public Relations/Recruitment	-	3,164	2,822	-	12,757	19,665	2,814	4,832	4,832	4,832	4,832	4,832	-	65,382	57,987	(7,395)
	286	8,694	10,346	6,373	25,411	408,634	69,207	66,837	76,496	71,123	71,123	71,123	(222,567)	663,088	603,580	(59,508)
Depreciation																
Interest																
Total Expenses	170,024	248,291	243,777	226,655	350,776	1,294,246	515,244	744,849	737,680	723,893	723,893	723,893	401,951	7,105,172	5,990,017	(1,115,156)
Monthly Surplus (Deficit)	(150,396)	(85,960)	(65,838)	88,068	(105,041)	(973,898)	(143,725)	(227,606)	765,624	278,400	242,130	242,130	791,260	655,149	279,484	375,665
Cash Flow Adjustments																
Monthly Surplus (Deficit)	(150,396)	(85,960)	(65,838)	88,068	(105,041)	(973,898)	(143,725)	(227,606)	765,624	278,400	242,130	242,130	791,260	655,149		
Cash flows from operating activities																
Depreciation/Amortization	-	-	-	-	-	-	-	-	-	-	-	-	-	-	-	-
Public Funding Receivables	-	-	-	-	-	-	-	-	-	-	-	-	(1,193,211)	(1,193,211)		
Grants and Contributions Rec.	271,517	23,138	7,617	(133,786)	(44,868)	26,523	49,078	-	-	-	-	-	-	199,219		
Due To/From Related Parties	(775,338)	304,191	955,089	(43,526)	332,488	513,031	270,811	-	-	-	-	(2,200,000)	-	(643,254)		
Prepaid Expenses	-	(117)	-	(8,389)	-	-	(3,723)	-	-	-	-	-	-	(12,228)		
Other Assets	-	(13,970)	-	-	-	-	-	-	-	-	-	-	-	(13,970)		
Accounts Payable	-	(81,092)	(212,504)	-	-	-	-	-	-	-	-	-	401,951	108,355		
Accrued Expenses	-	-	210,614	-	-	-	158,038	-	-	-	-	-	-	368,653		
Deferred Revenue	-	-	-	-	30,593	(46,498)	-	-	-	-	-	-	-	-		
Other Liabilities	-	-	-	-	-	-	-	-	-	-	-	-	-	-		
Cash flows from investing activities																
Purchases of Prop. And Equip.	-	-	-	-	-	-	-	-	-	-	-	-	-	-		
Notes Receivable	-	-	-	-	-	-	-	-	-	-	-	-	-	-		
Cash flows from financing activities																
Proceeds from Factoring	-	-	-	-	-	-	-	-	-	-	-	-	-	-		
Payments on Factoring	-	-	-	-	-	-	-	-	-	-	-	-	-	-		
Proceeds(Payments) on Debt	-	-	-	-	-	-	-	-	-	-	-	-	-	-		
Total Change in Cash	(654,217)	146,190	894,978	(97,634)	213,173	(480,841)	330,479	(227,606)	765,624	278,400	242,130	(1,957,870)				
Cash, Beginning of Month	2,411,640	1,757,423	1,903,613	2,798,591	2,700,958	2,914,130	2,433,289	2,763,768	2,536,162	3,301,786	3,580,186	3,822,316				
Cash, End of Month	1,757,423	1,903,613	2,798,591	2,700,958	2,914,130	2,433,289	2,763,768	2,536,162	3,301,786	3,580,186	3,822,316	1,864,447				

FY23-24 CalOps Central Coast

Monthly Cash Flow/Forecast FY23-24

Revised 02/22/24

Actuals Through: 1/31/2024

ADA = 137.47



		Jul-23	Aug-23	Sep-23	Oct-23	Nov-23	Dec-23	Jan-24	Feb-24	Mar-24	Apr-24	May-24	Jun-24	Year-End Accruals	Annual Forecast	Original Budget Total	Favorable / (Unfav.)
ADA = 109.96																	
Revenues																	
State Aid - Revenue Limit																	
8011	LCFF State Aid	-	32,202	32,202	115,926	(12,668)	115,926	57,963	59,589	85,219	85,219	85,219	85,219	85,227	827,245	673,514	153,731
8012	Education Protection Account	-	-	-	5,502	-	5,501	-	-	6,874	-	-	-	9,618	27,494	21,991	5,503
8096	In Lieu of Property Taxes	-	-	-	-	-	-	-	55,193	268,930	134,465	134,465	134,465	134,465	861,984	664,085	197,899
		-	32,202	32,202	121,428	(12,668)	121,427	57,963	114,782	361,023	219,684	219,684	219,684	229,310	1,716,723	1,359,590	357,133
Federal Revenue																	
8181	Special Education - Entitlement	-	-	-	-	-	-	-	1,238	3,189	3,189	3,189	3,189	3,189	17,184	13,745	3,440
8290	Title I, Part A - Basic Low Income	-	-	-	-	-	-	-	-	-	-	-	-	14,751	14,751	-	14,751
8291	Title II, Part A - Teacher Quality	-	-	-	-	-	-	-	-	-	-	-	-	2,946	2,946	-	2,946
8296	Other Federal Revenue	-	-	-	-	-	-	-	-	-	1,151	-	-	3,452	4,603	-	4,603
		-	-	-	-	-	-	-	1,238	3,189	4,340	3,189	3,189	24,338	39,484	13,745	25,740
Other State Revenue																	
8311	State Special Education	4,713	4,713	8,483	8,483	8,483	-	16,966	8,788	12,273	12,273	12,273	12,273	12,273	121,993	97,575	24,418
8550	Mandated Cost	-	-	-	-	-	3,885	-	-	-	-	-	-	-	3,885	3,873	12
8560	State Lottery	-	-	-	-	-	14,096	-	-	-	6,849	-	-	-	34,231	26,060	8,171
8598	Prior Year Revenue	-	-	-	-	-	-	7,372	-	-	-	-	-	-	7,372	-	7,372
8599	Other State Revenue	-	-	-	1,602	445	2,275	-	619	619	619	619	619	(542)	6,874	5,498	1,376
		4,713	4,713	8,483	10,085	8,928	20,256	24,338	9,406	12,892	19,741	12,892	12,892	25,017	174,354	133,005	41,349
Other Local Revenue																	
8660	Interest Revenue	-	3,386	-	3,567	-	462	-	-	-	-	-	-	-	7,415	-	7,415
		-	3,386	-	3,567	-	462	-	-	-	-	-	-	-	7,415	-	7,415
Total Revenue		4,713	40,301	40,685	135,080	(3,740)	142,145	82,301	125,426	377,104	243,765	235,765	235,765	278,666	1,937,977	1,506,339	431,637
Expenses																	
Certificated Salaries																	
1100	Teachers' Salaries	28,107	44,521	30,265	30,265	35,516	30,884	34,191	39,750	39,750	39,750	39,750	39,750	47,700	480,199	399,493	(80,706)
1175	Teachers' Extra Duty/Stipends	-	-	-	-	-	-	-	14	14	14	14	14	17	86	156	70
1200	Pupil Support Salaries	3,055	2,503	2,580	2,580	3,631	2,372	3,741	4,117	4,117	4,117	4,117	4,117	4,940	45,986	30,771	(15,215)
1300	Administrators' Salaries	5,512	3,576	3,490	3,490	4,233	3,398	3,974	5,584	5,584	5,584	5,584	5,584	6,700	62,293	50,805	(11,489)
		36,674	50,601	36,335	36,335	43,380	36,655	41,906	49,464	49,464	49,464	49,464	49,464	59,357	588,564	481,225	(107,339)
Classified Salaries																	
2100	Instructional Salaries	65	105	73	73	89	77	82	96	96	96	96	96	115	1,160	987	(173)
2200	Support Salaries	178	110	110	110	144	110	138	154	154	154	154	154	185	1,856	1,582	(274)
2300	Classified Administrators' Salaries	843	537	552	552	880	535	819	704	704	704	704	704	844	9,080	7,401	(1,679)
2400	Clerical and Office Staff Salaries	152	96	149	149	258	176	303	232	232	232	232	232	278	2,720	1,330	(1,390)
		1,237	848	885	885	1,371	899	1,343	1,185	1,185	1,185	1,185	1,185	1,422	14,816	11,300	(3,516)
Benefits																	
3101	STRS	-	-	-	-	-	160	-	9,528	9,528	9,528	9,528	9,528	65,572	113,372	63,829	(49,543)
3301	OASDI	252	168	178	178	237	171	267	71	71	71	71	71	-	1,803	487	(1,316)
3311	Medicare	518	720	507	507	625	517	590	740	740	740	740	740	-	7,683	4,959	(2,724)
3401	Health and Welfare	-	-	-	-	949	51,053	37,740	13,113	13,113	13,113	13,113	13,113	-	155,307	97,682	(57,625)
3501	State Unemployment	31	40	42	42	4	32	1,098	8,509	4,255	2,127	2,127	2,127	22,111	42,546	28,731	(13,815)
3601	Workers' Compensation	-	-	982	720	-	6	-	714	714	714	714	714	-	5,279	4,788	(491)
		801	928	1,709	1,447	1,815	51,938	39,695	32,675	28,420	26,293	26,293	26,293	87,683	325,990	200,476	(125,514)
Books and Supplies																	
4100	Textbooks and Core Materials	-	-	62	-	9,783	3,509	-	930	930	930	930	930	-	18,004	7,400	(10,604)
4200	Books and Reference Materials	-	-	-	-	-	54,279	84	20,320	20,320	20,320	20,320	20,320	-	155,963	162,500	6,537
4302	School Supplies	-	456	726	86	288	-	-	7,908	7,908	7,908	7,908	7,908	-	41,096	18,387	(22,709)
4305	Software	-	487	4,398	11,002	9,949	27,472	706	6,907	6,907	6,907	6,907	6,907	-	88,548	69,067	(19,481)
4310	Office Expense	-	6	177	7	11	1,320	4	211	211	211	211	211	-	2,581	2,535	(46)
4311	Business Meals	-	-	-	-	-	-	4	284	284	284	284	284	-	1,422	3,402	1,980
4400	Noncapitalized Equipment	-	569	6,156	354	77	682	273	8,921	8,921	8,921	8,921	8,921	-	52,715	41,407	(11,308)
		-	1,518	11,520	11,450	20,109	87,262	1,072	45,480	45,480	45,480	45,480	45,480	-	360,329	304,698	(55,632)
Subagreement Services																	
5101	Nursing	-	-	-	-	-	504	-	-	-	-	-	-	-	504	-	(504)
5102	Special Education	-	320	-	266	4,434	3,302	14,053	12,710	12,710	12,710	12,710	12,710	-	85,924	101,600	15,676
5103	Substitute Teacher	-	-	-	-	-	4,030	-	-	-	-	-	-	-	4,030	-	(4,030)
5106	Other Educational Consultants	-	30	-	6	19	7,233	2,363	24,751	24,751	24,751	24,751	24,751	-	133,404	106,522	(26,882)
5107	Instructional Services	-	-	-	-	-	2,080	-	-	-	-	-	-	-	2,080	-	(2,080)
		-	350	-	271	4,452	17,148	16,416	37,461	37,461	37,461	37,461	37,461	-	225,942	208,122	(17,820)
Operations and Housekeeping																	
5201	Auto and Travel	-	-	-	-	-	10	44	2,000	2,000	2,000	2,000	2,000	-	10,055	16,000	5,945
5300	Dues & Memberships	-	1,535	-	10	-	2,004	-	133	133	133	133	133	-	4,216	1,300	(2,916)
5400	Insurance	-	-	148	261	-	1,211	262	17	17	17	17	17	-	1,965	100	(1,865)
5501	Utilities	-	-	-	-	-	-	-	46	46	46	46	46	-	232	557	325
5502	Janitorial Services	-	-	-	-	-	-	-	92	92	92	92	92	-	458	900	442
5900	Communications	-	-	26	29	32	55	84	1,654	1,654	1,654	1,654	1,654	-	8,498	13,043	4,545

FY23-24 CalOps Central Coast

Monthly Cash Flow/Forecast FY23-24

Revised 02/22/24

Actuals Through: 1/31/2024

ADA = 137.47



	Jul-23	Aug-23	Sep-23	Oct-23	Nov-23	Dec-23	Jan-24	Feb-24	Mar-24	Apr-24	May-24	Jun-24	Year-End Accruals	Annual Forecast	Original Budget Total	Favorable / (Unfav.)
5901 Postage and Shipping	-	-	-	-	3	2,159	0	-	-	-	-	-	-	2,162	-	(2,162)
	-	1,535	173	300	35	5,440	391	3,942	3,942	3,942	3,942	3,942	-	27,587	31,900	4,313
Facilities, Repairs and Other Leases																
5601 Rent	-	-	-	-	-	-	-	685	685	685	685	685	-	3,425	6,520	3,095
5602 Additional Rent	-	58	88	-	-	628	(145)	29	29	29	29	29	-	773	348	(425)
5603 Equipment Leases	-	-	-	-	-	-	-	32	32	32	32	32	-	158	380	222
5604 Other Leases	-	-	-	-	-	-	145	-	-	-	-	-	-	145	-	(145)
	-	58	88	-	-	628	-	746	746	746	746	746	-	4,502	7,248	2,746
Professional/Consulting Services																
5801 IT	-	-	-	-	-	39,066	(87)	7,820	7,820	7,820	7,820	7,820	121	78,200	62,500	(15,700)
5802 Audit & Taxes	-	-	6	68	48	4,080	-	-	-	-	-	-	-	4,201	918	(3,283)
5803 Legal	-	-	63	109	9	209	26	437	437	437	437	437	-	2,600	5,242	2,642
5804 Professional Development	-	-	551	183	412	2,500	2	1,212	1,212	1,212	1,212	1,212	-	9,707	14,543	4,836
5805 General Consulting	-	1	375	501	377	49,038	357	2,423	2,423	2,423	2,423	2,423	(57,933)	4,832	12,106	7,274
5807 Bank Charges	-	-	25	-	-	-	95	133	133	133	133	133	-	786	1,599	813
5809 Other taxes and fees	-	4	8	0	6	16	89	492	492	492	492	492	-	2,582	5,903	3,321
5810 Payroll Service Fee	-	-	-	-	-	14,375	-	-	-	-	-	-	-	14,375	-	(14,375)
5811 Management Fee	-	1,192	596	619	615	622	1,627	759	759	759	759	759	-	9,064	7,150	(1,914)
5812 District Oversight Fee	-	-	-	-	-	-	-	1,148	3,610	2,197	2,197	2,197	5,819	17,167	13,596	(3,571)
5815 Public Relations/Recruitment	-	722	644	-	452	12,192	672	1,229	1,229	1,229	1,229	1,229	-	20,829	14,753	(6,076)
	69	1,987	2,391	1,480	2,476	122,097	3,029	15,592	18,054	16,641	16,641	16,641	(52,751)	164,344	138,310	(26,034)
Depreciation																
	-	-	-	-	-	-	-	-	-	-	-	-	-	-	-	-
Interest																
	-	-	-	-	-	-	-	-	-	-	-	-	-	-	-	-
Total Expenses	38,781	57,823	53,101	52,168	73,638	322,067	103,852	186,545	184,753	181,212	181,212	181,212	95,711	1,712,074	1,383,280	(328,795)
Monthly Surplus (Deficit)	(34,068)	(17,522)	(12,416)	82,912	(77,378)	(179,923)	(21,551)	(61,118)	192,351	62,553	54,553	54,553	182,955	225,902	123,060	102,843
Cash Flow Adjustments														11.7%		
Monthly Surplus (Deficit)	(34,068)	(17,522)	(12,416)	82,912	(77,378)	(179,923)	(21,551)	(61,118)	192,351	62,553	54,553	54,553	182,955	225,902		
Cash flows from operating activities																
Depreciation/Amortization	-	-	-	-	-	-	-	-	-	-	-	-	-	-	-	-
Public Funding Receivables	-	-	(32,202)	32,202	-	-	-	-	-	-	-	-	(278,666)	(278,666)		
Grants and Contributions Rec.	-	420,525	1,829	(151,463)	3,910	(445)	-	-	-	-	-	-	-	274,356		
Due To/From Related Parties	38,712	57,168	53,111	(600,440)	72,801	118,123	56,705	-	-	-	-	(485,000)	-	(688,819)		
Prepaid Expenses	-	-	-	-	-	-	(889)	-	-	-	-	-	-	(889)		
Other Assets	-	-	-	-	-	-	(57,963)	-	-	-	-	-	-	(57,963)		
Accounts Payable	-	1,190	(50,030)	-	-	-	-	-	-	-	-	-	95,711	46,871		
Accrued Expenses	-	(5,408)	48,681	-	-	160	37,740	-	-	-	-	-	-	81,173		
Other Liabilities	-	-	-	-	-	-	-	-	-	-	-	-	-	-		
Cash flows from investing activities																
Purchases of Prop. And Equip.	-	-	-	-	-	-	-	-	-	-	-	-	-	-		
Notes Receivable	-	-	-	-	-	-	-	-	-	-	-	-	-	-		
Cash flows from financing activities																
Proceeds from Factoring	-	-	-	-	-	-	-	-	-	-	-	-	-	-		
Payments on Factoring	-	-	-	-	-	-	-	-	-	-	-	-	-	-		
Proceeds(Payments) on Debt	-	-	-	-	-	-	-	-	-	-	-	-	-	-		
Total Change in Cash	4,644	455,953	8,973	(636,790)	(667)	(62,085)	14,043	(61,118)	192,351	62,553	54,553	(430,447)				
Cash, Beginning of Month	977,537	982,181	1,438,133	1,447,106	810,317	809,650	747,566	761,608	700,490	892,841	955,395	1,009,948				
Cash, End of Month	982,181	1,438,133	1,447,106	810,317	809,650	747,566	761,608	700,490	892,841	955,395	1,009,948	579,501				

California Online Public Schools

Financial Package **January 31, 2024**

Presented by:



California Online Public Schools Southern California

Budget vs Actual

For the period ended January 31, 2024

	Current Period Actual	Current Period Budget	Current Period Variance	Current Year Actual	YTD Budget	YTD Budget Variance	Total Budget
Revenues							
State Aid - Revenue Limit							
LCFF State Aid	\$ 1,730,703	\$1,776,909	\$ (46,206)	\$ 10,576,519	\$ 9,081,981	\$ 1,494,538	\$ 20,625,581
Education Protection Account	-	-	-	482,986	504,566	(21,580)	1,009,132
State Aid - Prior Year	-	-	-	-	-	-	-
In Lieu of Property Taxes	3,390,714	3,178,446	212,268	21,191,963	19,865,287	1,326,676	41,505,746
Total State Aid - Revenue Limit	5,121,417	4,955,355	166,062	32,251,468	29,451,834	2,799,634	63,140,460
Federal Revenue							
Special Education - Entitlement	-	54,336	(54,336)	-	277,717	(277,717)	630,707
Special Education - Discretionary	-	-	-	-	-	-	-
Federal Child Nutrition	-	-	-	-	-	-	-
Title I, Part A - Basic Low Income	-	-	-	-	795,633	(795,633)	851,738
Title II, Part A - Teacher Quality	-	-	-	-	130,167	(130,167)	130,167
Title III - Limited English	-	-	-	-	-	-	-
Title V, Part B - PCSGP	-	-	-	-	-	-	-
Charter School Facility Incentive Grant	-	-	-	-	-	-	-
Other Federal Revenue	1,796,540	802,207	994,333	1,796,540	1,604,415	192,126	3,264,934
Prior Year Federal Revenue	-	-	-	-	-	-	-
Total Federal Revenue	1,796,540	856,543	939,997	1,796,540	2,807,931	(1,011,391)	4,877,546
Other State Revenue							
State Special Education	744,734	385,742	358,992	2,275,575	1,971,568	304,007	4,477,518
State Child Nutrition	-	-	-	-	-	-	-
School Facilities (SB740)	-	-	-	-	-	-	-
Mandated Cost	-	-	-	173,027	172,508	519	172,508
State Lottery	-	286,169	(286,169)	-	286,169	(286,169)	1,195,821
Prior Year Revenue	246,548	-	246,548	246,548	-	246,548	-
Other State Revenue	-	45,145	(45,145)	160,233	160,929	(696)	342,041
Total Other State Revenue	991,282	717,056	274,226	2,855,383	2,591,175	264,208	6,187,889
Other Local Revenue							
Food Service Sales	-	-	-	-	-	-	-
Lease and Rental Income	-	-	-	-	-	-	-
Interest Revenue	-	-	-	33,315	-	33,315	-
Other Fees and Contracts	-	-	-	-	-	-	-
ASB Fundraising	-	-	-	-	-	-	-
School Fundraising	-	-	-	153,812	-	153,812	-
Contributions, Unrestricted	-	-	-	-	-	-	-
Contributions, Restricted	-	-	-	-	-	-	-
Total Other Local Revenue	-	-	-	187,126	-	187,126	-
Total Revenues	7,909,239	6,528,954	1,380,285	37,090,517	34,850,940	2,239,577	74,205,895
Expenses							
Certificated Salaries							
Teachers' Salaries	\$ 1,625,376	\$1,318,839	\$ (306,537)	\$ 11,112,093	\$ 9,231,870	\$ (1,880,223)	\$ 18,991,275
Teachers' Substitute Hours	-	-	-	-	-	-	-
Teachers' Extra Duty/Stipends	-	515	515	-	3,605	3,605	7,416
Pupil Support Salaries	177,851	101,585	(76,266)	972,729	711,096	(261,633)	1,462,827
Administrators' Salaries	188,909	167,721	(21,187)	1,315,596	1,174,049	(141,547)	2,415,186
Other Certificated Salaries	-	-	-	-	-	-	-
Total Certificated Salaries	1,992,136	1,588,660	(403,476)	13,400,418	11,120,620	(2,279,798)	22,876,704
Classified Salaries							
Instructional Salaries	3,905	3,259	(646)	26,846	22,815	(4,031)	46,934
Support Salaries	6,578	5,221	(1,357)	42,876	36,548	(6,329)	75,184
Supervisors' and Administrators' Salaries	38,932	24,432	(14,500)	224,278	171,027	(53,251)	351,828
Clerical and Office Staff Salaries	14,417	4,392	(10,025)	60,956	30,746	(30,209)	63,250
Other Classified Salaries	-	-	-	-	-	-	-
Total Classified Salaries	63,832	37,305	(26,527)	354,956	261,136	(93,820)	537,195
Benefits							
State Teachers' Retirement System, certificated positions	-	252,862	252,862	-	1,770,032	1,770,032	3,034,341
Public Employees' Retirement System, classified positions	-	-	-	-	-	-	-
OASDI/Medicare/Alternative, certificated positions	12,672	1,927	(10,744)	68,937	13,492	(55,444)	23,129
OASDI/Medicare/Alternative, classified positions	-	-	-	-	-	-	-
Medicare/Alternative, certificated positions	28,067	19,647	(8,420)	189,415	137,530	(51,885)	235,765
Medicare/Alternative, classified positions	-	-	-	-	-	-	-
Health and Welfare Benefits, certificated positions	449,909	405,167	(44,742)	2,347,090	2,836,167	489,077	4,862,000
Health and Welfare Benefits, classified positions	-	-	-	-	-	-	-
State Unemployment Insurance, certificated positions	52,195	54,253	2,059	61,293	119,357	58,064	217,013
State Unemployment Insurance, classified positions	-	-	-	-	-	-	-
Workers' Compensation Insurance, certificated positions	-	18,970	18,970	81,131	132,787	51,656	227,635
Workers' Compensation Insurance, classified positions	-	-	-	-	-	-	-
Other Benefits, certificated positions	-	-	-	-	-	-	-
Other Benefits, classified positions	-	-	-	-	-	-	-
Total Benefits	542,842	752,826	209,984	2,747,865	5,009,364	2,261,499	8,599,883
Books & Supplies							
Textbooks and Core Materials	-	28,708	28,708	517,836	200,958	(316,878)	344,500
Books and Reference Materials	3,102	576,235	573,133	2,197,360	4,033,647	1,836,286	6,914,823

California Online Public Schools Southern California

Budget vs Actual

For the period ended January 31, 2024

	Current Period Actual	Current Period Budget	Current Period Variance	Current Year Actual	YTD Budget	YTD Budget Variance	Total Budget
School Supplies	-	317,061	317,061	74,027	2,219,430	2,145,403	3,804,737
Software	14,771	262,407	247,636	2,512,572	1,836,849	(675,723)	3,148,884
Office Expense	186	11,323	11,137	22,909	79,262	56,352	135,877
Business Meals	162	12,919	12,757	162	90,430	90,268	155,022
School Fundraising Expense	-	-	-	-	-	-	-
Noncapitalized Equipment	10,101	191,924	181,823	1,133,601	1,343,471	209,870	2,303,093
Food Services	-	-	-	-	-	-	-
Total Books & Supplies	28,322	1,400,578	1,372,256	6,458,468	9,804,046	3,345,578	16,806,936
Subagreement Services							
Nursing	-	-	-	-	-	-	-
Special Education	508,685	422,717	(85,969)	1,472,024	2,959,017	1,486,993	5,072,600
Substitute Teacher	-	-	-	44,443	-	(44,443)	-
Transportation	-	-	-	-	-	-	-
Security	-	-	-	-	-	-	-
Other Educational Consultants	87,270	353,028	265,758	404,104	2,471,197	2,067,093	4,236,338
Instructional Services	-	61,964	61,964	86,347	433,746	347,400	743,565
Total Subagreement Services	595,955	837,709	241,753	2,006,918	5,863,960	3,857,043	10,052,503
Operations & Housekeeping							
Auto and Travel	1,703	24,801	23,098	31,300	173,607	142,307	297,612
Dues & Memberships	-	6,733	6,733	100,715	47,133	(53,582)	80,800
Insurance	9,692	583	(9,108)	75,189	4,083	(71,106)	7,000
Utilities	2,393	2,116	(277)	16,955	14,812	(2,143)	25,392
Janitorial Services	1,296	1,609	313	12,870	11,263	(1,607)	19,308
Miscellaneous Expense	-	-	-	-	-	-	-
ASB Fundraising Expense	-	-	-	-	-	-	-
Communications	4,713	57,724	53,011	20,548	404,068	383,520	692,688
Postage and Shipping	1,532	1,951	419	75,341	13,657	(61,684)	23,412
Total Operations & Housekeeping	21,329	95,518	74,189	332,918	668,624	335,705	1,146,212
Facilities, Repairs & Other Leases							
Rent	37,827	23,403	(14,425)	281,478	163,819	(117,660)	280,832
Additional Rent	(153,303)	1,320	154,623	3,921	9,241	5,321	15,842
Equipment Leases	1,051	1,445	394	8,149	10,112	1,963	17,335
Other Leases	161,427	-	(161,427)	161,427	-	(161,427)	-
Real/Personal Property Taxes	-	-	-	-	-	-	-
Repairs and Maintenance	858	-	(858)	5,568	-	(5,568)	-
Total Facilities, Repairs & Other Leases	47,859	26,167	(21,692)	460,542	183,172	(277,370)	314,009
Professional/Consulting Services							
IT	2,948	79,490	76,542	1,123,664	556,429	(567,234)	953,879
Audit & Taxes	-	-	-	158,499	172,221	13,722	172,221
Legal	6,722	19,906	13,184	42,524	139,340	96,816	238,869
Professional Development	61	55,228	55,167	179,387	386,595	207,208	662,735
General Consulting	13,194	298,206	285,011	1,912,243	2,087,440	175,198	3,578,469
Special Activities/Field Trips	-	-	-	83,844	-	(83,844)	-
Bank Charges	223	917	693	1,423	6,417	4,994	11,000
Printing	-	-	-	-	-	-	-
Other Taxes and Fees	103	10,852	10,749	5,392	75,962	70,570	130,221
Payroll Service Fee	-	-	-	530,961	-	(530,961)	-
Management Fee	62,617	28,325	(34,292)	232,785	198,275	(34,510)	339,900
District Oversight Fee	47,071	49,554	2,483	47,071	294,518	247,447	631,405
County Fees	-	-	-	-	-	-	-
SPED Encroachment	10,868	-	(10,868)	33,208	-	(33,208)	-
Public Relations/Recruitment	24,822	57,316	32,494	528,935	401,209	(127,726)	687,787
Scholarships	-	-	-	-	-	-	-
Total Professional/Consulting Services	168,629	599,792	431,163	4,879,935	4,318,408	(561,527)	7,406,486
Depreciation							
Depreciation Expense	181	258	78	1,265	1,808	544	3,100
Total Depreciation	181	258	78	1,265	1,808	544	3,100
Interest							
Interest Expense	-	-	-	-	-	-	-
Total Interest	-	-	-	-	-	-	-
Total Expenses	3,461,085	5,338,813	1,877,728	30,643,286	37,231,139	6,587,853	67,743,028
Change in Net Assets	4,448,154	1,190,141	3,258,012	6,447,231	(2,380,199)	8,827,430	6,462,867
Net Assets, Beginning of Period	18,288,648			16,289,570			
Net Assets, End of Period	\$ 22,736,801			\$ 22,736,801			

California Online Public Schools Academy Central Valley

Budget vs Actual

For the period ended January 31, 2024

	Current Period Actual	Current Period Budget	Current Period Variance	Current Year Actual	YTD Budget	YTD Budget Variance	Total Budget
Revenues							
State Aid - Revenue Limit							
LCFF State Aid	\$ 537,700	\$ 565,833	\$ (28,132)	\$ 2,748,245	\$2,892,033	\$ (143,788)	\$ 6,119,923
Education Protection Account	543,156	-	543,156	1,086,313	1,067,135	19,178	2,134,271
State Aid - Prior Year	-	-	-	-	-	-	-
In Lieu of Property Taxes	33,391	31,771	1,620	208,694	198,568	10,126	386,580
Total State Aid - Revenue Limit	1,114,247	597,603	516,644	4,043,252	4,157,736	(114,485)	8,640,774
Federal Revenue							
Special Education - Entitlement	-	7,440	(7,440)	-	38,026	(38,026)	80,468
Special Education - Discretionary	-	-	-	-	-	-	-
Federal Child Nutrition	-	-	-	-	-	-	-
Title I, Part A - Basic Low Income	-	-	-	-	140,532	(140,532)	151,496
Title II, Part A - Teacher Quality	-	-	-	-	22,324	(22,324)	22,324
Title III - Limited English	-	-	-	-	-	-	-
Title V, Part B - PCSGP	-	-	-	-	-	-	-
Charter School Facility Incentive Grant	-	-	-	-	-	-	-
Other Federal Revenue	260,511	102,008	158,504	260,511	204,015	56,496	408,030
Prior Year Federal Revenue	-	-	-	-	-	-	-
Total Federal Revenue	260,511	109,447	151,064	260,511	404,897	(144,386)	662,318
Other State Revenue							
State Special Education	99,900	52,817	47,083	305,250	269,953	35,297	571,257
State Child Nutrition	-	-	-	-	-	-	-
School Facilities (SB740)	-	-	-	-	-	-	-
Mandated Cost	-	-	-	22,682	23,168	(486)	23,168
State Lottery	-	39,183	(39,183)	-	39,183	(39,183)	152,567
Prior Year Revenue	14,654	-	14,654	14,654	-	14,654	-
Other State Revenue	-	2,897	(2,897)	19,398	14,806	4,592	32,187
Total Other State Revenue	114,554	94,897	19,657	361,984	347,111	14,873	779,179
Other Local Revenue							
Food Service Sales	-	-	-	-	-	-	-
Lease and Rental Income	-	-	-	-	-	-	-
Interest Revenue	136	-	136	1,650	-	1,650	-
Other Fees and Contracts	-	-	-	-	-	-	-
ASB Fundraising	-	-	-	-	-	-	-
School Fundraising	-	-	-	-	-	-	-
Contributions, Unrestricted	-	-	-	-	-	-	-
Contributions, Restricted	-	-	-	-	-	-	-
Total Other Local Revenue	136	-	136	1,650	-	1,650	-
Total Revenues	1,489,448	801,948	687,501	4,667,397	4,909,744	(242,347)	10,082,271
Expenses							
Certificated Salaries							
Teachers' Salaries	\$ 207,775	\$ 168,589	\$ (39,185)	\$ 1,420,478	\$1,180,126	\$ (240,352)	\$ 2,427,687
Teachers' Substitute Hours	-	-	-	-	-	-	-
Teachers' Extra Duty/Stipends	-	66	66	-	461	461	948
Pupil Support Salaries	22,735	12,986	(9,749)	124,346	90,901	(33,445)	186,996
Administrators' Salaries	24,149	21,440	(2,708)	168,175	150,081	(18,094)	308,737
Other Certificated Salaries	-	-	-	-	-	-	-
Total Certificated Salaries	254,658	203,081	(51,577)	1,712,999	1,421,568	(291,431)	2,924,368
Classified Salaries							
Instructional Salaries	499	417	(83)	3,432	2,916	(515)	6,000
Support Salaries	841	667	(173)	5,481	4,672	(809)	9,611
Supervisors' and Administrators' Salaries	4,977	3,123	(1,854)	28,670	21,863	(6,807)	44,975
Clerical and Office Staff Salaries	1,843	561	(1,281)	7,792	3,930	(3,862)	8,085
Other Classified Salaries	-	-	-	-	-	-	-
Total Classified Salaries	8,160	4,769	(3,391)	45,375	33,381	(11,993)	68,670
Benefits							
State Teachers' Retirement System, certificated positions	-	32,324	32,324	970	226,266	225,297	387,885
Public Employees' Retirement System, classified positions	-	1,073	1,073	-	7,511	7,511	12,876
OASDI/Medicare/Alternative, certificated positions	1,620	246	(1,373)	8,812	1,725	(7,088)	2,957
OASDI/Medicare/Alternative, classified positions	-	-	-	-	-	-	-
Medicare/Alternative, certificated positions	3,588	2,512	(1,076)	24,213	17,581	(6,633)	30,138
Medicare/Alternative, classified positions	-	-	-	-	-	-	-
Health and Welfare Benefits, certificated positions	231,160	52,377	(178,783)	545,752	366,639	(179,113)	628,524
Health and Welfare Benefits, classified positions	-	-	-	-	-	-	-
State Unemployment Insurance, certificated positions	6,672	42,132	35,460	7,835	92,690	84,855	168,528
State Unemployment Insurance, classified positions	-	-	-	-	-	-	-
Workers' Compensation Insurance, certificated positions	-	2,425	2,425	10,380	16,974	6,595	29,099
Workers' Compensation Insurance, classified positions	-	-	-	-	-	-	-
Other Benefits, certificated positions	-	-	-	-	-	-	-
Other Benefits, classified positions	-	-	-	-	-	-	-
Total Benefits	243,040	133,089	(109,951)	597,962	729,386	131,425	1,260,007
Books & Supplies							
Textbooks and Core Materials	-	3,525	3,525	66,291	24,675	(41,616)	42,300
Books and Reference Materials	514	73,877	73,362	360,009	517,137	157,128	886,520

California Online Public Schools Academy Central Valley

Budget vs Actual

For the period ended January 31, 2024

	Current Period Actual	Current Period Budget	Current Period Variance	Current Year Actual	YTD Budget	YTD Budget Variance	Total Budget
School Supplies	-	2,828	2,828	5,597	19,794	14,197	33,932
Software	4,326	35,050	30,724	358,212	245,350	(112,862)	420,600
Office Expense	23	1,189	1,166	1,982	8,323	6,341	14,268
Business Meals	27	1,639	1,612	27	11,472	11,445	19,666
School Fundraising Expense	-	-	-	-	-	-	-
Noncapitalized Equipment	1,675	95,166	93,491	49,388	666,164	616,776	1,141,995
Food Services	-	-	-	-	-	-	-
Total Books & Supplies	6,565	213,273	206,708	841,505	1,492,914	651,409	2,559,281
Subagreement Services							
Nursing	-	-	-	-	-	-	-
Special Education	105,794	53,208	(52,586)	231,428	372,458	141,031	638,500
Substitute Teacher	-	-	-	7,370	-	(7,370)	-
Transportation	-	-	-	-	-	-	-
Security	-	-	-	-	-	-	-
Other Educational Consultants	14,471	51,282	36,811	80,674	358,975	278,301	615,386
Instructional Services	-	-	-	14,187	-	(14,187)	-
Total Subagreement Services	120,265	104,490	(15,775)	333,657	731,433	397,776	1,253,886
Operations & Housekeeping							
Auto and Travel	221	3,146	2,925	284	22,023	21,739	37,754
Dues & Memberships	-	983	983	15,431	6,883	(8,548)	11,800
Insurance	1,607	75	(1,532)	11,463	525	(10,938)	900
Utilities	-	268	268	-	1,879	1,879	3,221
Janitorial Services	-	467	467	-	3,267	3,267	5,600
Miscellaneous Expense	-	-	-	-	-	-	-
ASB Fundraising Expense	-	-	-	-	-	-	-
Communications	515	7,142	6,626	1,383	49,992	48,609	85,700
Postage and Shipping	1	248	247	11,876	1,733	(10,143)	2,970
Total Operations & Housekeeping	2,344	12,329	9,984	40,437	86,301	45,864	147,945
Facilities, Repairs & Other Leases							
Rent	-	3,233	3,233	-	22,628	22,628	38,791
Additional Rent	(13,482)	168	13,650	1,086	1,173	86	2,010
Equipment Leases	-	183	183	-	1,283	1,283	2,199
Other Leases	16,046	-	(16,046)	16,046	-	(16,046)	-
Real/Personal Property Taxes	-	-	-	-	-	-	-
Repairs and Maintenance	-	-	-	-	-	-	-
Total Facilities, Repairs & Other Leases	2,564	3,583	1,019	17,133	25,083	7,951	43,000
Professional/Consulting Services							
IT	(533)	43,533	44,066	184,567	304,733	120,167	522,400
Audit & Taxes	-	-	-	24,398	5,308	(19,090)	5,308
Legal	159	-	(159)	2,537	-	(2,537)	-
Professional Development	10	7,006	6,996	22,808	49,043	26,234	84,073
General Consulting	2,188	17,235	15,047	328,981	120,647	(208,335)	206,823
Special Activities/Field Trips	-	-	-	1,876	-	(1,876)	-
Bank Charges	77	83	6	684	583	(101)	1,000
Printing	-	-	-	-	-	-	-
Other Taxes and Fees	(41)	3,800	3,841	113	26,602	26,489	45,604
Payroll Service Fee	-	-	-	88,044	-	(88,044)	-
Management Fee	11,008	3,621	(7,388)	32,737	25,346	(7,392)	43,450
District Oversight Fee	-	5,976	5,976	-	41,577	41,577	86,408
County Fees	-	-	-	-	-	-	-
SPED Encroachment	1,458	-	(1,458)	4,455	-	(4,455)	-
Public Relations/Recruitment	4,116	7,765	3,649	65,151	54,357	(10,793)	93,184
Scholarships	-	-	-	-	-	-	-
Total Professional/Consulting Services	18,443	89,021	70,577	756,353	628,197	(128,156)	1,088,250
Depreciation							
Depreciation Expense	-	-	-	-	-	-	-
Total Depreciation	-	-	-	-	-	-	-
Interest							
Interest Expense	-	-	-	-	-	-	-
Total Interest	-	-	-	-	-	-	-
Total Expenses	656,040	763,635	107,595	4,345,420	5,148,264	802,844	9,345,407
Change in Net Assets	833,408	38,313	795,096	321,977	(238,520)	560,497	736,864
Net Assets, Beginning of Period	2,074,181			2,585,612			
Net Assets, End of Period	\$ 2,907,589			\$ 2,907,589			

California Online Public Schools Northern California

Budget vs Actual

For the period ended January 31, 2024

	Current Period Actual	Current Period Budget	Current Period Variance	Current Year Actual	YTD Budget	YTD Budget Variance	Total Budget
Revenues							
State Aid - Revenue Limit							
LCFF State Aid	\$ 1,120,107	\$1,138,390	\$ (18,283)	\$ 5,724,990	\$ 5,818,438	\$ (93,448)	\$ 13,673,696
Education Protection Account	1,385,789	-	1,385,789	2,771,578	2,786,421	(14,843)	5,572,843
State Aid - Prior Year	-	-	-	-	-	-	-
In Lieu of Property Taxes	-	201,911	(201,911)	-	1,261,943	(1,261,943)	2,728,393
Total State Aid - Revenue Limit	2,505,896	1,340,301	1,165,595	8,496,568	9,866,802	(1,370,234)	21,974,932
Federal Revenue							
Special Education - Entitlement	-	18,381	(18,381)	-	93,949	(93,949)	220,787
Special Education - Discretionary	-	-	-	-	-	-	-
Federal Child Nutrition	-	-	-	-	-	-	-
Title I, Part A - Basic Low Income	243,404	-	243,404	243,404	243,957	(553)	260,592
Title II, Part A - Teacher Quality	-	-	-	-	40,739	(40,739)	40,739
Title III - Limited English	-	-	-	-	-	-	-
Title V, Part B - PCSGP	-	-	-	-	-	-	-
Charter School Facility Incentive Grant	-	-	-	-	-	-	-
Other Federal Revenue	239,462	-	239,462	239,462	-	239,462	-
Prior Year Federal Revenue	-	-	-	-	-	-	-
Total Federal Revenue	482,866	18,381	464,485	482,866	378,645	104,221	522,118
Other State Revenue							
State Special Education	256,566	130,493	126,073	783,951	666,965	116,986	1,567,409
State Child Nutrition	-	-	-	-	-	-	-
School Facilities (SB740)	-	-	-	-	-	-	-
Mandated Cost	-	-	-	59,096	57,694	1,402	57,694
State Lottery	135,211	96,809	38,403	135,211	96,809	38,403	418,612
Prior Year Revenue	-	-	-	-	-	-	-
Other State Revenue	12,117	7,948	4,169	61,932	40,625	21,307	88,315
Total Other State Revenue	403,894	235,250	168,644	1,040,190	862,092	178,099	2,132,029
Other Local Revenue							
Food Service Sales	-	-	-	-	-	-	-
Lease and Rental Income	-	-	-	-	-	-	-
Interest Revenue	-	-	-	20,349	-	20,349	-
Other Fees and Contracts	-	-	-	-	-	-	-
ASB Fundraising	-	-	-	-	-	-	-
School Fundraising	-	-	-	3,258	-	3,258	-
Contributions, Unrestricted	-	-	-	-	-	-	-
Contributions, Restricted	-	-	-	-	-	-	-
Total Other Local Revenue	-	-	-	23,607	-	23,607	-
Total Revenues	3,392,656	1,593,932	1,798,724	10,043,231	11,107,539	(1,064,308)	24,629,078
Expenses							
Certificated Salaries							
Teachers' Salaries	\$ 568,093	\$ 460,953	\$ (107,139)	\$ 3,883,838	\$ 3,226,673	\$ (657,165)	\$ 6,637,727
Teachers' Substitute Hours	-	-	-	-	-	-	-
Teachers' Extra Duty/Stipends	-	180	180	-	1,260	1,260	2,592
Pupil Support Salaries	62,162	35,506	(26,656)	339,983	248,539	(91,445)	511,279
Administrators' Salaries	66,026	58,621	(7,405)	459,820	410,347	(49,473)	844,143
Other Certificated Salaries	-	-	-	-	-	-	-
Total Certificated Salaries	696,280	555,260	(141,021)	4,683,641	3,886,819	(796,823)	7,995,741
Classified Salaries							
Instructional Salaries	1,365	1,139	(226)	9,383	7,974	(1,409)	16,404
Support Salaries	2,299	1,825	(474)	14,986	12,774	(2,212)	26,278
Supervisors' and Administrators' Salaries	13,607	8,540	(5,068)	78,388	59,777	(18,612)	122,969
Clerical and Office Staff Salaries	5,039	1,535	(3,504)	21,305	10,746	(10,559)	22,107
Other Classified Salaries	-	-	-	-	-	-	-
Total Classified Salaries	22,310	13,039	(9,272)	124,062	91,271	(32,791)	187,758
Benefits							
State Teachers' Retirement System, certificated positions	-	88,379	88,379	2,651	618,652	616,001	1,060,546
Public Employees' Retirement System, classified positions	-	-	-	-	-	-	-
OASDI/Medicare/Alternative, certificated positions	4,429	674	(3,755)	24,094	4,716	(19,379)	8,084
OASDI/Medicare/Alternative, classified positions	-	-	-	-	-	-	-
Medicare/Alternative, certificated positions	9,810	6,867	(2,943)	66,203	48,069	(18,135)	82,403
Medicare/Alternative, classified positions	-	-	-	-	-	-	-
Health and Welfare Benefits, certificated positions	492,985	135,252	(357,733)	1,163,900	946,764	(217,136)	1,623,024
Health and Welfare Benefits, classified positions	-	-	-	-	-	-	-
State Unemployment Insurance, certificated positions	18,243	54,183	35,940	21,423	119,202	97,779	216,731
State Unemployment Insurance, classified positions	-	-	-	-	-	-	-
Workers' Compensation Insurance, certificated positions	-	6,630	6,630	28,358	46,411	18,054	79,562
Workers' Compensation Insurance, classified positions	-	-	-	-	-	-	-
Other Benefits, certificated positions	-	-	-	-	-	-	-
Other Benefits, classified positions	-	-	-	-	-	-	-
Total Benefits	525,466	291,984	(233,482)	1,306,628	1,783,813	477,185	3,070,351
Books & Supplies							
Textbooks and Core Materials	-	10,208	10,208	181,157	71,458	(109,699)	122,500
Books and Reference Materials	1,097	218,192	217,095	781,272	1,527,342	746,070	2,618,300

California Online Public Schools Northern California

Budget vs Actual

For the period ended January 31, 2024

	Current Period Actual	Current Period Budget	Current Period Variance	Current Year Actual	YTD Budget	YTD Budget Variance	Total Budget
School Supplies	(7,830)	103,153	110,983	8,673	722,071	713,398	1,237,836
Software	9,226	92,784	83,558	857,846	649,488	(208,358)	1,113,408
Office Expense	728	3,405	2,676	6,384	23,832	17,448	40,855
Business Meals	57	4,568	4,511	(737)	31,975	32,712	54,814
School Fundraising Expense	-	-	-	-	-	-	-
Noncapitalized Equipment	3,572	66,902	63,330	131,482	468,312	336,830	802,821
Food Services	-	-	-	-	-	-	-
Total Books & Supplies	6,851	499,211	492,361	1,966,078	3,494,478	1,528,400	5,990,534
Subagreement Services							
Nursing	-	-	-	-	-	-	-
Special Education	184,710	146,475	(38,235)	516,379	1,025,325	508,946	1,757,700
Substitute Teacher	-	-	-	15,717	-	(15,717)	-
Transportation	-	-	-	-	-	-	-
Security	-	-	-	-	-	-	-
Other Educational Consultants	30,862	127,006	96,144	125,142	889,043	763,901	1,524,074
Instructional Services	-	18,147	18,147	30,693	127,027	96,333	217,760
Total Subagreement Services	215,572	291,628	76,056	687,932	2,041,395	1,353,463	3,499,534
Operations & Housekeeping							
Auto and Travel	(5,012)	7,600	12,612	640	53,200	52,560	91,200
Dues & Memberships	-	3,042	3,042	33,111	21,292	(11,820)	36,500
Insurance	3,427	217	(3,211)	29,408	1,517	(27,892)	2,600
Utilities	184	-	(184)	2,124	-	(2,124)	-
Janitorial Services	2,256	1,367	(889)	5,656	9,567	3,911	16,400
Miscellaneous Expense	-	-	-	-	-	-	-
ASB Fundraising Expense	-	-	-	-	-	-	-
Communications	1,099	20,119	19,020	6,897	140,830	133,933	241,422
Postage and Shipping	2	690	688	28,212	4,829	(23,383)	8,278
Total Operations & Housekeeping	1,955	33,033	31,078	106,048	231,233	125,186	396,400
Facilities, Repairs & Other Leases							
Rent	-	10,542	10,542	-	73,792	73,792	126,500
Additional Rent	(57,880)	467	58,347	2,711	3,268	557	5,602
Equipment Leases	284	511	227	559	3,576	3,017	6,130
Other Leases	78,993	-	(78,993)	78,993	-	(78,993)	-
Real/Personal Property Taxes	-	-	-	-	-	-	-
Repairs and Maintenance	-	1,319	1,319	5,798	9,230	3,432	15,823
Total Facilities, Repairs & Other Leases	21,396	12,838	(8,558)	88,060	89,865	1,805	154,055
Professional/Consulting Services							
IT	(1,136)	28,107	29,243	361,952	196,747	(165,205)	337,280
Audit & Taxes	-	-	-	50,920	14,795	(36,125)	14,795
Legal	632	7,038	6,406	23,643	49,269	25,626	84,461
Professional Development	21	19,528	19,506	63,178	136,695	73,517	234,335
General Consulting	6,956	102,575	95,619	639,882	718,028	78,145	1,230,905
Special Activities/Field Trips	-	-	-	23,520	-	(23,520)	-
Bank Charges	-	417	417	528	2,917	2,389	5,000
Printing	-	-	-	-	-	-	-
Other Taxes and Fees	5	8,943	8,938	437	62,603	62,165	107,319
Payroll Service Fee	-	-	-	187,768	-	(187,768)	-
Management Fee	21,358	9,900	(11,458)	80,874	69,300	(11,574)	118,800
District Oversight Fee	-	13,403	13,403	-	98,668	98,668	219,749
County Fees	-	-	-	-	-	-	-
SPED Encroachment	3,744	-	(3,744)	11,440	-	(11,440)	-
Public Relations/Recruitment	8,778	18,983	10,205	136,027	132,884	(3,143)	227,801
Scholarships	-	-	-	-	-	-	-
Total Professional/Consulting Services	40,359	208,895	168,535	1,580,168	1,481,905	(98,263)	2,580,445
Depreciation							
Depreciation Expense	4,670	-	(4,670)	32,693	-	(32,693)	-
Total Depreciation	4,670	-	(4,670)	32,693	-	(32,693)	-
Interest							
Interest Expense	-	-	-	-	-	-	-
Total Interest	-	-	-	-	-	-	-
Total Expenses	1,534,860	1,905,888	371,028	10,575,311	13,100,780	2,525,469	23,874,817
Change in Net Assets	1,857,796	(311,956)	2,169,752	(532,080)	(1,993,241)	1,461,161	754,261
Net Assets, Beginning of Period	767,450			3,157,326			
Net Assets, End of Period	\$ 2,625,246			\$ 2,625,246			

California Online Public Schools Academy North Bay

Budget vs Actual

For the period ended January 31, 2024

	Current Period Actual	Current Period Budget	Current Period Variance	Current Year Actual	YTD Budget	YTD Budget Variance	Total Budget
Revenues							
State Aid - Revenue Limit							
LCFF State Aid	\$ 103,445	\$ 104,157	\$ (712)	\$ 528,718	\$ 532,360	\$ (3,642)	\$1,138,416
Education Protection Account	7,062	-	7,062	14,125	13,894	231	27,789
State Aid - Prior Year	-	-	-	-	-	-	-
In Lieu of Property Taxes	48,362	48,281	81	253,900	301,757	(47,857)	593,664
Total State Aid - Revenue Limit	158,869	152,439	6,430	796,743	848,012	(51,269)	1,759,868
Federal Revenue							
Special Education - Entitlement	-	1,589	(1,589)	-	8,122	(8,122)	17,368
Special Education - Discretionary	-	-	-	-	-	-	-
Federal Child Nutrition	-	-	-	-	-	-	-
Title I, Part A - Basic Low Income	-	-	-	53	34,245	(34,192)	44,245
Title II, Part A - Teacher Quality	-	-	-	-	-	-	-
Title III - Limited English	-	-	-	-	-	-	-
Title V, Part B - PCSGP	-	-	-	-	-	-	-
Charter School Facility Incentive Grant	-	-	-	-	-	-	-
Other Federal Revenue	53,189	22,835	30,354	53,189	45,670	7,519	91,340
Prior Year Federal Revenue	-	-	-	-	-	-	-
Total Federal Revenue	53,189	24,424	28,765	53,242	88,037	(34,795)	152,953
Other State Revenue							
State Special Education	27,992	11,281	16,711	85,532	57,659	27,873	123,299
State Child Nutrition	-	-	-	-	-	-	-
School Facilities (SB740)	-	-	-	-	-	-	-
Mandated Cost	-	-	-	5,177	5,174	3	5,174
State Lottery	-	8,369	(8,369)	6,725	8,369	(1,644)	32,930
Prior Year Revenue	9,334	-	9,334	9,334	-	9,334	-
Other State Revenue	1,028	625	403	54,730	3,196	51,534	6,947
Total Other State Revenue	38,354	20,275	18,079	161,498	74,398	87,100	168,350
Other Local Revenue							
Food Service Sales	-	-	-	-	-	-	-
Lease and Rental Income	-	-	-	-	-	-	-
Interest Revenue	19	-	19	80	-	80	-
Other Fees and Contracts	-	-	-	-	-	-	-
ASB Fundraising	-	-	-	-	-	-	-
School Fundraising	-	-	-	-	-	-	-
Contributions, Unrestricted	-	-	-	-	-	-	-
Contributions, Restricted	-	-	-	-	-	-	-
Total Other Local Revenue	19	-	19	80	-	80	-
Total Revenues	250,431	197,138	53,293	1,011,563	1,010,447	1,116	2,081,171
Expenses							
Certificated Salaries							
Teachers' Salaries	\$ 44,711	\$ 36,279	\$ (8,432)	\$ 305,673	\$ 253,951	\$ (51,721)	\$ 522,414
Teachers' Substitute Hours	-	-	-	-	-	-	-
Teachers' Extra Duty/Stipends	-	14	14	-	99	99	204
Pupil Support Salaries	4,892	2,794	(2,098)	26,758	19,561	(7,197)	40,240
Administrators' Salaries	5,197	4,614	(583)	36,190	32,296	(3,894)	66,437
Other Certificated Salaries	-	-	-	-	-	-	-
Total Certificated Salaries	54,800	43,701	(11,099)	368,620	305,907	(62,713)	629,294
Classified Salaries							
Instructional Salaries	107	90	(18)	738	628	(111)	1,291
Support Salaries	181	144	(37)	1,179	1,005	(174)	2,068
Supervisors' and Administrators' Salaries	1,071	672	(399)	6,169	4,705	(1,465)	9,678
Clerical and Office Staff Salaries	397	121	(276)	1,677	846	(831)	1,740
Other Classified Salaries	-	-	-	-	-	-	-
Total Classified Salaries	1,756	1,026	(730)	9,764	7,183	(2,581)	14,777
Benefits							
State Teachers' Retirement System, certificated positions	-	6,956	6,956	209	48,690	48,482	83,469
Public Employees' Retirement System, classified positions	-	-	-	-	-	-	-
OASDI/Medicare/Alternative, certificated positions	349	53	(296)	1,896	371	(1,525)	636
OASDI/Medicare/Alternative, classified positions	-	-	-	-	-	-	-
Medicare/Alternative, certificated positions	772	540	(232)	5,210	3,783	(1,427)	6,485
Medicare/Alternative, classified positions	-	-	-	-	-	-	-
Health and Welfare Benefits, certificated positions	44,817	13,150	(31,667)	105,809	92,047	(13,763)	157,794
Health and Welfare Benefits, classified positions	-	-	-	-	-	-	-
State Unemployment Insurance, certificated positions	1,436	9,393	7,957	1,686	20,664	18,978	37,571
State Unemployment Insurance, classified positions	-	-	-	-	-	-	-
Workers' Compensation Insurance, certificated positions	-	522	522	2,233	3,653	1,420	6,262
Workers' Compensation Insurance, classified positions	-	-	-	-	-	-	-
Other Benefits, certificated positions	-	-	-	(0)	-	0	-
Other Benefits, classified positions	-	-	-	-	-	-	-
Total Benefits	47,373	30,613	(16,760)	117,043	169,208	52,164	292,217
Books & Supplies							
Textbooks and Core Materials	-	775	775	14,260	5,425	(8,835)	9,300
Books and Reference Materials	100	17,111	17,011	72,431	119,775	47,345	205,329

California Online Public Schools Academy North Bay

Budget vs Actual

For the period ended January 31, 2024

	Current Period Actual	Current Period Budget	Current Period Variance	Current Year Actual	YTD Budget	YTD Budget Variance	Total Budget
School Supplies	-	6,450	6,450	2,036	45,148	43,111	77,396
Software	839	7,701	6,862	74,339	53,906	(20,432)	92,411
Office Expense	4	268	264	410	1,876	1,466	3,216
Business Meals	5	-	(5)	5	-	(5)	-
School Fundraising Expense	-	-	-	-	-	-	-
Noncapitalized Equipment	325	4,752	4,427	10,502	33,263	22,761	57,021
Food Services	-	-	-	-	-	-	-
Total Books & Supplies	1,273	37,056	35,783	173,983	259,393	85,410	444,673
Subagreement Services							
Nursing	-	-	-	-	-	-	-
Special Education	9,175	11,525	2,350	40,950	80,675	39,725	138,300
Substitute Teacher	-	-	-	1,429	-	(1,429)	-
Transportation	-	-	-	-	-	-	-
Security	-	-	-	-	-	-	-
Other Educational Consultants	3,721	5,902	2,181	11,988	41,315	29,327	70,825
Instructional Services	-	2,911	2,911	2,827	20,378	17,552	34,934
Total Subagreement Services	12,895	20,338	7,443	57,194	142,368	85,174	244,059
Operations & Housekeeping							
Auto and Travel	52	1,308	1,256	65	9,158	9,094	15,700
Dues & Memberships	-	300	300	4,022	2,100	(1,922)	3,600
Insurance	312	17	(295)	2,398	117	(2,282)	200
Utilities	-	-	-	-	-	-	-
Janitorial Services	-	125	125	-	875	875	1,500
Miscellaneous Expense	-	-	-	-	-	-	-
ASB Fundraising Expense	-	-	-	-	-	-	-
Communications	100	1,708	1,608	279	11,958	11,679	20,500
Postage and Shipping	0	54	54	2,365	380	(1,985)	652
Total Operations & Housekeeping	464	3,513	3,049	9,129	24,589	15,459	42,152
Facilities, Repairs & Other Leases							
Rent	-	1,148	1,148	1,292	8,037	6,745	13,777
Additional Rent	(114)	37	151	422	257	(164)	441
Equipment Leases	-	40	40	-	281	281	482
Other Leases	114	-	(114)	114	-	(114)	-
Real/Personal Property Taxes	-	-	-	-	-	-	-
Repairs and Maintenance	-	-	-	143	-	(143)	-
Total Facilities, Repairs & Other Leases	-	1,225	1,225	1,971	8,575	6,604	14,700
Professional/Consulting Services							
IT	(103)	667	770	35,754	4,667	(31,087)	8,000
Audit & Taxes	-	-	-	4,818	1,165	(3,653)	1,165
Legal	31	554	523	1,316	3,878	2,562	6,648
Professional Development	2	1,537	1,535	4,832	10,760	5,927	18,445
General Consulting	424	12,191	11,767	111,856	85,340	(26,517)	146,296
Special Activities/Field Trips	-	-	-	404	-	(404)	-
Bank Charges	-	83	83	29	583	554	1,000
Printing	-	-	-	-	-	-	-
Other Taxes and Fees	1	717	716	33	5,017	4,984	8,600
Payroll Service Fee	-	-	-	17,070	-	(17,070)	-
Management Fee	2,044	779	(1,265)	6,728	5,454	(1,274)	9,350
District Oversight Fee	-	1,524	1,524	-	8,480	8,480	17,599
County Fees	-	-	-	-	-	-	-
SPED Encroachment	318	-	(318)	971	-	(971)	-
Public Relations/Recruitment	798	1,646	848	10,983	11,519	536	19,747
Scholarships	-	-	-	-	-	-	-
Total Professional/Consulting Services	3,515	19,698	16,184	194,794	136,862	(57,931)	236,850
Depreciation							
Depreciation Expense	-	-	-	-	-	-	-
Total Depreciation	-	-	-	-	-	-	-
Interest							
Interest Expense	-	-	-	-	-	-	-
Total Interest	-	-	-	-	-	-	-
Total Expenses	122,076	157,171	35,095	932,499	1,054,085	121,586	1,918,724
Change in Net Assets	128,356	39,967	88,388	79,064	(43,638)	122,702	162,448
Net Assets, Beginning of Period	743,120			792,412			
Net Assets, End of Period	\$ 871,476			\$ 871,476			

California Online Public Schools Monterey Bay

Budget vs Actual

For the period ended January 31, 2024

	Current Period Actual	Current Period Budget	Current Period Variance	Current Year Actual	YTD Budget	YTD Budget Variance	Total Budget
Revenues							
State Aid - Revenue Limit							
LCFF State Aid	\$ 256,186	\$ 256,284	\$ (98)	\$ 1,295,677	\$1,309,895	\$ (14,218)	\$2,870,004
Education Protection Account	22,910	-	22,910	45,821	46,182	(361)	92,363
State Aid - Prior Year	-	-	-	-	-	-	-
In Lieu of Property Taxes	-	213,545	(213,545)	-	1,334,658	(1,334,658)	2,690,318
Total State Aid - Revenue Limit	279,096	469,829	(190,733)	1,341,498	2,690,735	(1,349,237)	5,652,685
Federal Revenue							
Special Education - Entitlement	-	5,155	(5,155)	-	26,347	(26,347)	57,727
Special Education - Discretionary	-	-	-	-	-	-	-
Federal Child Nutrition	-	-	-	-	-	-	-
Title I, Part A - Basic Low Income	-	-	-	-	-	-	-
Title II, Part A - Teacher Quality	-	-	-	-	-	-	-
Title III - Limited English	-	-	-	-	-	-	-
Title V, Part B - PCSGP	-	-	-	-	-	-	-
Charter School Facility Incentive Grant	-	-	-	-	-	-	-
Other Federal Revenue	-	-	-	-	-	-	-
Prior Year Federal Revenue	-	-	-	-	-	-	-
Total Federal Revenue	-	5,155	(5,155)	-	26,347	(26,347)	57,727
Other State Revenue							
State Special Education	70,662	36,595	34,067	215,911	187,043	28,868	409,815
State Child Nutrition	-	-	-	-	-	-	-
School Facilities (SB740)	-	-	-	-	-	-	-
Mandated Cost	-	-	-	16,770	16,733	37	16,733
State Lottery	-	27,149	(27,149)	-	27,149	(27,149)	109,450
Prior Year Revenue	20,952	-	20,952	20,952	-	20,952	-
Other State Revenue	-	2,078	(2,078)	13,719	10,622	3,097	23,091
Total Other State Revenue	91,614	65,823	25,791	267,352	241,547	25,805	559,089
Other Local Revenue							
Food Service Sales	-	-	-	-	-	-	-
Lease and Rental Income	-	-	-	-	-	-	-
Interest Revenue	809	-	809	3,374	-	3,374	-
Other Fees and Contracts	-	-	-	-	-	-	-
ASB Fundraising	-	-	-	-	-	-	-
School Fundraising	-	-	-	-	-	-	-
Contributions, Unrestricted	-	-	-	-	-	-	-
Contributions, Restricted	-	-	-	-	-	-	-
Total Other Local Revenue	809	-	809	3,374	-	3,374	-
Total Revenues	371,519	540,806	(169,288)	1,612,224	2,958,629	(1,346,405)	6,269,501
Expenses							
Certificated Salaries							
Teachers' Salaries	\$ 149,913	\$ 121,640	\$ (28,273)	\$ 1,024,902	\$ 851,483	\$ (173,419)	\$1,751,622
Teachers' Substitute Hours	-	-	-	-	-	-	-
Teachers' Extra Duty/Stipends	-	48	48	-	333	333	684
Pupil Support Salaries	16,404	9,370	(7,034)	89,718	65,587	(24,131)	134,921
Administrators' Salaries	17,424	15,469	(1,954)	121,341	108,286	(13,055)	222,760
Other Certificated Salaries	-	-	-	-	-	-	-
Total Certificated Salaries	183,741	146,527	(37,214)	1,235,961	1,025,688	(210,273)	2,109,987
Classified Salaries							
Instructional Salaries	360	301	(60)	2,476	2,104	(372)	4,329
Support Salaries	607	482	(125)	3,955	3,371	(584)	6,934
Supervisors' and Administrators' Salaries	3,591	2,253	(1,337)	20,686	15,774	(4,911)	32,450
Clerical and Office Staff Salaries	1,330	405	(925)	5,622	2,836	(2,786)	5,834
Other Classified Salaries	-	-	-	-	-	-	-
Total Classified Salaries	5,887	3,441	(2,447)	32,739	24,085	(8,653)	49,547
Benefits							
State Teachers' Retirement System, certificated positions	-	23,322	23,322	-	163,255	163,255	279,866
Public Employees' Retirement System, classified positions	-	-	-	-	-	-	-
OASDI/Medicare/Alternative, certificated positions	1,169	178	(991)	6,358	1,244	(5,114)	2,133
OASDI/Medicare/Alternative, classified positions	-	-	-	-	-	-	-
Medicare/Alternative, certificated positions	2,589	1,812	(777)	17,470	12,685	(4,786)	21,745
Medicare/Alternative, classified positions	-	-	-	-	-	-	-
Health and Welfare Benefits, certificated positions	158,038	41,990	(116,048)	373,116	293,930	(79,186)	503,880
Health and Welfare Benefits, classified positions	-	-	-	-	-	-	-
State Unemployment Insurance, certificated positions	4,814	31,099	26,285	5,653	68,418	62,765	124,396
State Unemployment Insurance, classified positions	-	-	-	-	-	-	-
Workers' Compensation Insurance, certificated positions	-	1,750	1,750	7,488	12,247	4,760	20,995
Workers' Compensation Insurance, classified positions	-	-	-	-	-	-	-
Other Benefits, certificated positions	-	-	-	-	-	-	-
Other Benefits, classified positions	-	-	-	-	-	-	-
Total Benefits	166,610	100,151	(66,459)	410,086	551,780	141,694	953,016
Books & Supplies							
Textbooks and Core Materials	-	2,567	2,567	47,939	17,967	(29,973)	30,800
Books and Reference Materials	352	57,640	57,288	243,603	403,479	159,876	691,678

California Online Public Schools Monterey Bay

Budget vs Actual

For the period ended January 31, 2024

	Current Period Actual	Current Period Budget	Current Period Variance	Current Year Actual	YTD Budget	YTD Budget Variance	Total Budget
School Supplies	-	4,740	4,740	6,828	33,180	26,353	56,881
Software	2,958	25,841	22,884	244,820	180,889	(63,931)	310,096
Office Expense	15	901	885	2,701	6,304	3,603	10,807
Business Meals	18	1,208	1,190	18	8,458	8,439	14,499
School Fundraising Expense	-	-	-	-	-	-	-
Noncapitalized Equipment	1,145	14,021	12,876	35,374	98,150	62,776	168,256
Food Services	-	-	-	-	-	-	-
Total Books & Supplies	4,488	106,918	102,430	581,284	748,427	167,143	1,283,017
Subagreement Services							
Nursing	-	-	-	-	-	-	-
Special Education	73,696	33,592	(40,104)	175,571	235,142	59,571	403,100
Substitute Teacher	-	-	-	5,038	-	(5,038)	-
Transportation	-	-	-	-	-	-	-
Security	-	-	-	-	-	-	-
Other Educational Consultants	9,894	37,981	28,087	40,331	265,865	225,534	455,769
Instructional Services	-	-	-	9,480	-	(9,480)	-
Total Subagreement Services	83,589	71,572	(12,017)	230,420	501,007	270,587	858,869
Operations & Housekeeping							
Auto and Travel	185	1,983	1,798	228	13,883	13,655	23,800
Dues & Memberships	-	625	625	11,026	4,375	(6,651)	7,500
Insurance	1,099	58	(1,040)	8,149	408	(7,741)	700
Utilities	-	198	198	-	1,385	1,385	2,375
Janitorial Services	-	392	392	-	2,742	2,742	4,700
Miscellaneous Expense	-	-	-	-	-	-	-
ASB Fundraising Expense	-	-	-	-	-	-	-
Communications	352	4,570	4,218	965	31,987	31,022	54,835
Postage and Shipping	1	183	182	7,938	1,278	(6,661)	2,190
Total Operations & Housekeeping	1,636	8,008	6,372	28,307	56,058	27,751	96,100
Facilities, Repairs & Other Leases							
Rent	-	2,868	2,868	-	20,077	20,077	34,418
Additional Rent	(384)	124	507	796	865	69	1,482
Equipment Leases	-	-	-	-	-	-	-
Other Leases	469	-	(469)	469	-	(469)	-
Real/Personal Property Taxes	-	-	-	-	-	-	-
Repairs and Maintenance	-	-	-	-	-	-	-
Total Facilities, Repairs & Other Leases	85	2,992	2,907	1,264	20,942	19,677	35,900
Professional/Consulting Services							
IT	(364)	6,136	6,500	105,525	42,949	(62,576)	73,627
Audit & Taxes	-	-	-	20,238	3,913	(16,325)	3,913
Legal	109	1,862	1,753	1,899	13,032	11,133	22,341
Professional Development	7	5,165	5,158	16,696	36,157	19,462	61,984
General Consulting	1,496	22,479	20,983	198,785	157,353	(41,432)	269,748
Special Activities/Field Trips	-	-	-	1,354	-	(1,354)	-
Bank Charges	-	36	36	-	251	251	430
Printing	-	-	-	-	-	-	-
Other Taxes and Fees	3	2,139	2,137	149	14,976	14,827	25,673
Payroll Service Fee	-	-	-	60,194	-	(60,194)	-
Management Fee	6,585	2,613	(3,973)	22,217	18,288	(3,930)	31,350
District Oversight Fee	57,528	4,698	(52,830)	57,528	26,907	(30,621)	56,527
County Fees	-	-	-	-	-	-	-
SPED Encroachment	1,030	-	(1,030)	3,147	-	(3,147)	-
Public Relations/Recruitment	2,814	4,832	2,018	41,221	33,826	(7,395)	57,987
Scholarships	-	-	-	-	-	-	-
Total Professional/Consulting Services	69,207	49,960	(19,248)	528,952	347,652	(181,300)	603,580
Depreciation							
Depreciation Expense	-	-	-	-	-	-	-
Total Depreciation	-	-	-	-	-	-	-
Interest							
Interest Expense	-	-	-	-	-	-	-
Total Interest	-	-	-	-	-	-	-
Total Expenses	515,244	489,569	(25,675)	3,049,013	3,275,639	226,626	5,990,016
Change in Net Assets	(143,725)	51,238	(194,963)	(1,436,789)	(317,010)	(1,119,779)	279,485
Net Assets, Beginning of Period	(994,477)			298,587			
Net Assets, End of Period	\$ (1,138,202)			\$ (1,138,202)			

California Online Public Schools Central Coast

Budget vs Actual

For the period ended January 31, 2024

	Current Period Actual	Current Period Budget	Current Period Variance	Current Year Actual	YTD Budget	YTD Budget Variance	Total Budget
Revenues							
State Aid - Revenue Limit							
LCFF State Aid	\$ 57,963	\$ 60,657	\$ (2,694)	\$ 341,551	\$ 310,025	\$ 31,527	\$ 673,514
Education Protection Account	-	-	-	11,003	10,996	7	21,991
State Aid - Prior Year	-	-	-	-	-	-	-
In Lieu of Property Taxes	-	53,163	(53,163)	-	332,266	(332,266)	664,085
Total State Aid - Revenue Limit	57,963	113,820	(55,857)	352,554	653,286	(300,732)	1,359,590
Federal Revenue							
Special Education - Entitlement	-	1,238	(1,238)	-	6,327	(6,327)	13,745
Special Education - Discretionary	-	-	-	-	-	-	-
Federal Child Nutrition	-	-	-	-	-	-	-
Title I, Part A - Basic Low Income	-	-	-	-	-	-	-
Title II, Part A - Teacher Quality	-	-	-	-	-	-	-
Title III - Limited English	-	-	-	-	-	-	-
Title V, Part B - PCSGP	-	-	-	-	-	-	-
Charter School Facility Incentive Grant	-	-	-	-	-	-	-
Other Federal Revenue	-	-	-	-	-	-	-
Prior Year Federal Revenue	-	-	-	-	-	-	-
Total Federal Revenue	-	1,238	(1,238)	-	6,327	(6,327)	13,745
Other State Revenue							
State Special Education	16,966	8,788	8,178	51,841	44,915	6,926	97,575
State Child Nutrition	-	-	-	-	-	-	-
School Facilities (SB740)	-	-	-	-	-	-	-
Mandated Cost	-	-	-	3,885	3,873	12	3,873
State Lottery	-	6,519	(6,519)	14,096	6,519	7,576	26,060
Prior Year Revenue	7,372	-	7,372	7,372	-	7,372	-
Other State Revenue	-	495	(495)	4,322	2,529	1,793	5,498
Total Other State Revenue	24,338	15,802	8,536	81,516	57,836	23,680	133,005
Other Local Revenue							
Food Service Sales	-	-	-	-	-	-	-
Lease and Rental Income	-	-	-	-	-	-	-
Interest Revenue	-	-	-	7,415	-	7,415	-
Other Fees and Contracts	-	-	-	-	-	-	-
ASB Fundraising	-	-	-	-	-	-	-
School Fundraising	-	-	-	-	-	-	-
Contributions, Unrestricted	-	-	-	-	-	-	-
Contributions, Restricted	-	-	-	-	-	-	-
Total Other Local Revenue	-	-	-	7,415	-	7,415	-
Total Revenues	82,301	130,859	(48,558)	441,485	717,448	(275,964)	1,506,339
Expenses							
Certificated Salaries							
Teachers' Salaries	\$ 34,191	\$ 27,743	\$ (6,448)	\$ 233,749	\$ 194,198	\$ (39,552)	\$ 399,493
Teachers' Substitute Hours	-	-	-	-	-	-	-
Teachers' Extra Duty/Stipends	-	11	11	-	76	76	156
Pupil Support Salaries	3,741	2,137	(1,604)	20,462	14,958	(5,504)	30,771
Administrators' Salaries	3,974	3,528	(446)	27,674	24,697	(2,978)	50,805
Other Certificated Salaries	-	-	-	-	-	-	-
Total Certificated Salaries	41,906	33,418	(8,487)	281,886	233,929	(47,957)	481,225
Classified Salaries							
Instructional Salaries	82	69	(14)	565	480	(85)	987
Support Salaries	138	110	(29)	902	769	(133)	1,582
Supervisors' and Administrators' Salaries	819	514	(305)	4,718	3,598	(1,120)	7,401
Clerical and Office Staff Salaries	303	92	(211)	1,282	647	(635)	1,331
Other Classified Salaries	-	-	-	-	-	-	-
Total Classified Salaries	1,343	785	(558)	7,467	5,493	(1,974)	11,300
Benefits							
State Teachers' Retirement System, certificated positions	-	5,319	5,319	160	37,234	37,074	63,829
Public Employees' Retirement System, classified positions	-	-	-	-	-	-	-
OASDI/Medicare/Alternative, certificated positions	267	41	(226)	1,450	284	(1,166)	486
OASDI/Medicare/Alternative, classified positions	-	-	-	-	-	-	-
Medicare/Alternative, certificated positions	590	413	(177)	3,984	2,893	(1,091)	4,959
Medicare/Alternative, classified positions	-	-	-	-	-	-	-
Health and Welfare Benefits, certificated positions	37,740	8,140	(29,600)	89,742	56,981	(32,761)	97,682
Health and Welfare Benefits, classified positions	-	-	-	-	-	-	-
State Unemployment Insurance, certificated positions	1,098	7,183	6,085	1,289	15,802	14,512	28,731
State Unemployment Insurance, classified positions	-	-	-	-	-	-	-
Workers' Compensation Insurance, certificated positions	-	399	399	1,708	2,793	1,085	4,788
Workers' Compensation Insurance, classified positions	-	-	-	-	-	-	-
Other Benefits, certificated positions	-	-	-	-	-	-	-
Other Benefits, classified positions	-	-	-	-	-	-	-
Total Benefits	39,695	21,495	(18,201)	98,334	115,987	17,653	200,476
Books & Supplies							
Textbooks and Core Materials	-	617	617	13,354	4,317	(9,038)	7,400
Books and Reference Materials	84	13,542	13,458	54,363	94,792	40,428	162,500

California Online Public Schools Central Coast

Budget vs Actual

For the period ended January 31, 2024

	Current Period Actual	Current Period Budget	Current Period Variance	Current Year Actual	YTD Budget	YTD Budget Variance	Total Budget
School Supplies	-	1,532	1,532	1,557	10,726	9,168	18,387
Software	706	5,756	5,049	54,014	40,289	(13,725)	69,067
Office Expense	4	211	208	1,525	1,479	(46)	2,535
Business Meals	4	284	279	4	1,985	1,980	3,402
School Fundraising Expense	-	-	-	-	-	-	-
Noncapitalized Equipment	273	3,451	3,177	8,111	24,154	16,043	41,407
Food Services	-	-	-	-	-	-	-
Total Books & Supplies	1,072	25,391	24,320	132,930	177,740	44,811	304,698
Subagreement Services							
Nursing	-	-	-	504	-	(504)	-
Special Education	14,053	8,467	(5,586)	22,374	59,267	36,892	101,600
Substitute Teacher	-	-	-	4,030	-	(4,030)	-
Transportation	-	-	-	-	-	-	-
Security	-	-	-	-	-	-	-
Other Educational Consultants	2,363	8,877	6,514	9,649	62,138	52,489	106,522
Instructional Services	-	-	-	2,080	-	(2,080)	-
Total Subagreement Services	16,416	17,344	928	38,637	121,405	82,767	208,122
Operations & Housekeeping							
Auto and Travel	44	1,333	1,289	55	9,333	9,279	16,000
Dues & Memberships	-	108	108	3,550	758	(2,791)	1,300
Insurance	262	8	(254)	1,882	58	(1,824)	100
Utilities	-	46	46	-	325	325	557
Janitorial Services	-	75	75	-	525	525	900
Miscellaneous Expense	-	-	-	-	-	-	-
ASB Fundraising Expense	-	-	-	-	-	-	-
Communications	84	1,087	1,003	226	7,608	7,382	13,043
Postage and Shipping	0	-	(0)	2,162	-	(2,162)	-
Total Operations & Housekeeping	391	2,658	2,268	7,875	18,608	10,734	31,900
Facilities, Repairs & Other Leases							
Rent	-	543	543	-	3,803	3,803	6,520
Additional Rent	(145)	29	174	628	203	(425)	348
Equipment Leases	-	32	32	-	222	222	380
Other Leases	145	-	(145)	145	-	(145)	-
Real/Personal Property Taxes	-	-	-	-	-	-	-
Repairs and Maintenance	-	-	-	-	-	-	-
Total Facilities, Repairs & Other Leases	-	604	604	774	4,228	3,454	7,248
Professional/Consulting Services							
IT	(87)	5,208	5,295	38,979	36,458	(2,520)	62,500
Audit & Taxes	-	-	-	4,201	918	(3,283)	918
Legal	26	437	411	416	3,058	2,642	5,242
Professional Development	2	1,212	1,210	3,648	8,483	4,836	14,543
General Consulting	357	1,009	652	50,649	7,062	(43,587)	12,106
Special Activities/Field Trips	-	-	-	309	-	(309)	-
Bank Charges	95	133	38	120	933	813	1,599
Printing	-	-	-	-	-	-	-
Other Taxes and Fees	89	492	403	123	3,443	3,321	5,903
Payroll Service Fee	-	-	-	14,375	-	(14,375)	-
Management Fee	1,627	596	(1,031)	5,271	4,171	(1,100)	7,150
District Oversight Fee	-	1,138	1,138	-	6,533	6,533	13,596
County Fees	-	-	-	-	-	-	-
SPED Encroachment	248	-	(248)	758	-	(758)	-
Public Relations/Recruitment	672	1,229	557	14,682	8,606	(6,076)	14,753
Scholarships	-	-	-	-	-	-	-
Total Professional/Consulting Services	3,029	11,455	8,425	133,529	79,665	(53,863)	138,310
Depreciation							
Depreciation Expense	-	-	-	-	-	-	-
Total Depreciation	-	-	-	-	-	-	-
Interest							
Interest Expense	-	-	-	-	-	-	-
Total Interest	-	-	-	-	-	-	-
Total Expenses	103,852	113,150	9,298	701,430	757,056	55,625	1,383,280
Change in Net Assets	(21,551)	17,709	(39,260)	(259,946)	(39,607)	(220,338)	123,060
Net Assets, Beginning of Period	(40,190)			198,205			
Net Assets, End of Period	\$ (61,741)			\$ (61,741)			

California Online Public Schools

Statement of Financial Position

January 31, 2024

	California Online Public Schools Southern California	California Online Public Schools Academy Central Valley	California Online Public Schools Northern California	California Online Public Schools Academy North Bay	California Online Public Schools Monterey Bay	California Online Public Schools Central Coast	Combined
Assets							
Current Assets							
Cash & Cash Equivalents	26,628,103	\$ 8,905,397	\$ 11,431,105	\$ 2,052,227	\$ 2,763,768	\$ 761,608	\$ 52,542,208
Accounts Receivable	(7,966,130)	(564,223)	1,769,050	240,170	(192,708)	17,353	(6,696,488)
Public Funding Receivables	1,796,540	260,511	220,561	53,189	-	-	2,330,801
Due To/From Related Parties	10,596,541	(3,396,558)	(3,338,198)	(819,318)	(2,499,506)	(542,961)	-
Prepaid Expenses	299,615	38,474	81,498	460	10,358	534	430,939
Total Current Assets	31,354,669	5,243,601	10,164,016	1,526,728	81,912	236,534	48,607,460
Long-Term Assets							
Property & Equipment, Net	286,113	34,236	201,960	8,559	25,677	4,279	560,824
Deposits	20,287	100	-	-	-	-	20,387
Total Long Term Assets	306,400	34,336	201,960	8,559	25,677	4,279	581,211
Total Assets	\$ 31,661,069	\$ 5,277,937	\$ 10,365,976	\$ 1,535,287	\$ 107,589	\$ 240,813	\$ 49,188,671
Liabilities							
Current Liabilities							
Accounts Payable	\$ -	\$ 1,075,623	\$ 3,010,707	\$ -	\$ -	\$ -	4,086,330
Accrued Liabilities	3,139,996	68,189	2,502,590	314,425	733,429	181,434	6,940,062
Deferred Revenue	5,500,588	1,189,932	2,131,347	340,235	484,910	116,545	9,763,556
Capital Lease, Current Portion	248,755	32,097	84,255	8,024	24,074	4,013	401,218
Total Current Liabilities	8,889,339	2,365,841	7,728,899	662,684	1,242,413	301,991	21,191,166
Long-Term Liabilities							
Notes Payable, Net of Current Portion	34,929	4,507	11,831	1,127	3,379	563	56,336
Total Long-Term Liabilities	34,929	4,507	11,831	1,127	3,379	563	56,336
Total Liabilities	8,924,268	2,370,348	7,740,730	663,811	1,245,792	302,554	21,247,502
Total Net Assets	22,736,801	2,907,589	2,625,246	871,476	(1,138,202)	(61,741)	27,941,169
Total Liabilities and Net Assets	\$ 31,661,069	\$ 5,277,937	\$ 10,365,976	\$ 1,535,287	\$ 107,589	\$ 240,813	\$ 49,188,671

California Online Public Schools

Statement of Cash Flows

For the period ended January 31, 2024

	California Online Public Schools Southern California	California Online Public Schools Academy Central Valley	California Online Public Schools Northern California	California Online Public Schools Academy North Bay	California Online Public Schools Monterey Bay	California Online Public Schools Central Coast	Month Ended 01/31/24
Cash Flows from Operating Activities							
Change in Net Assets	\$ 4,448,154	\$ 833,408	\$ 1,857,796	\$ 128,356	\$ (143,725)	\$ (21,551)	\$ 7,102,438
Adjustments to reconcile change in net assets to net cash flows from operating activities:							
Depreciation	542	-	9,341	-	-	-	9,883
Decrease/(Increase) in Operating Assets:							
Public Funding Receivables	(1,796,540)	(260,511)	(220,561)	(53,189)	-	-	(2,330,801)
Grants, Contributions & Pledges Receivable	-	-	133,078	840	49,078	-	182,996
Due from Related Parties	4,307,739	364,395	(5,071,580)	71,931	270,811	56,705	-
Prepaid Expenses	(32,839)	(5,445)	(11,613)	(1,056)	(3,723)	(889)	(55,566)
Accounts Payable	(1,107)	-	(200)	-	-	-	(1,307)
Accrued Expenses	1,681,667	231,160	492,985	44,817	158,038	37,740	2,646,407
Deferred Revenue	(1,730,703)	-	-	-	-	(57,963)	(1,788,666)
Total Cash Flows from Operating Activities	6,876,912	1,163,007	(2,810,755)	191,698	330,479	14,043	5,765,384
Cash Flows from Investing Activities							
Purchases of Property & Equipment	(361)	-	(4,670)	-	-	-	(5,032)
Total Cash Flows from Investing Activities	(361)	-	(4,670)	-	-	-	(5,032)
Change in Cash & Cash Equivalents	6,876,551	1,163,007	(2,815,426)	191,698	330,479	14,043	5,760,352
Cash & Cash Equivalents, Beginning of Period	19,751,553	7,742,389	14,246,531	1,860,529	2,433,289	747,566	46,781,856
Cash and Cash Equivalents, End of Period	\$ 26,628,103	\$ 8,905,397	\$ 11,431,105	\$ 2,052,227	\$ 2,763,768	\$ 761,608	\$ 52,542,208

California Online Public Schools Central Coast

Accounts Payable Aging

January 31, 2024

Vendor Name	Invoice/Credit Number	Invoice Date	Date Due	Current	1 - 30 Days Past Due	31 - 60 Days Past Due	61 - 90 Days Past Due	Over 90 Days Past Due	Total
				\$ -	\$ -	\$ -	\$ -	\$ -	\$ -
Total Outstanding Invoices				<u>\$ -</u>	<u>\$ -</u>	<u>\$ -</u>	<u>\$ -</u>	<u>\$ -</u>	<u>\$ -</u>

California Online Public Schools Monterey Bay

Accounts Payable Aging

January 31, 2024

Vendor Name	Invoice/Credit Number	Invoice Date	Date Due	Current	1 - 30 Days Past Due	31 - 60 Days Past Due	61 - 90 Days Past Due	Over 90 Days Past Due	Total
				\$ -	\$ -	\$ -	\$ -	\$ -	\$ -
Total Outstanding Invoices				<u>\$ -</u>	<u>\$ -</u>	<u>\$ -</u>	<u>\$ -</u>	<u>\$ -</u>	<u>\$ -</u>

California Online Public Schools Academy North Bay

Accounts Payable Aging

January 31, 2024

Vendor Name	Invoice/Credit Number	Invoice Date	Date Due	Current	1 - 30 Days Past Due	31 - 60 Days Past Due	61 - 90 Days Past Due	Over 90 Days Past Due	Total
				\$ -	\$ -	\$ -	\$ -	\$ -	\$ -
Total Outstanding Invoices				<u>\$ -</u>	<u>\$ -</u>	<u>\$ -</u>	<u>\$ -</u>	<u>\$ -</u>	<u>\$ -</u>

California Online Public Schools Northern California

Accounts Payable Aging

January 31, 2024

Vendor Name	Invoice/Credit Number	Invoice Date	Date Due	Current	1 - 30 Days Past Due	31 - 60 Days Past Due	61 - 90 Days Past Due	Over 90 Days Past Due	Total
-------------	-----------------------	--------------	----------	---------	----------------------	-----------------------	-----------------------	-----------------------	-------

Total Outstanding Invoices \$ - \$ - \$ - \$ - \$ - \$ -

California Online Public Schools Academy Central Valley

Accounts Payable Aging

January 31, 2024

Vendor Name	Invoice/Credit Number	Invoice Date	Date Due	Current	1 - 30 Days Past Due	31 - 60 Days Past Due	61 - 90 Days Past Due	Over 90 Days Past Due	Total
				\$ -	\$ -	\$ -	\$ -	\$ -	\$ -
Total Outstanding Invoices				<u>\$ -</u>	<u>\$ -</u>	<u>\$ -</u>	<u>\$ -</u>	<u>\$ -</u>	<u>\$ -</u>

California Online Public Schools Southern California

Accounts Payable Aging

January 31, 2024

Vendor Name	Invoice/Credit Number	Invoice Date	Date Due	Current	1 - 30 Days Past Due	31 - 60 Days Past Due	61 - 90 Days Past Due	Over 90 Days Past Due	Total
-------------	-----------------------	--------------	----------	---------	----------------------	-----------------------	-----------------------	-----------------------	-------

Total Outstanding Invoices \$ - \$ - \$ - \$ - \$ - \$ -

California Online Public Schools Southern California

Check Register

For the period ended January 31, 2024

Check Number	Vendor Name	Transaction Description	Check Date	Check Amount
10316	Charter Impact	Business Mgmt Svcs - 01/24	1/8/2024	\$ 105,240
10317	A-1 Self Storage	Storage Rental - 01/08/24 - 07/07/24	1/12/2024	3,744
10318	Accelerate Education Incorporated	Enrichment Svcs - 2023-2024 online (4150)	1/12/2024	147,665
10319	Brandastic, Inc.	Licence - Contract - 2nd of 2 20% Payments	1/12/2024	34,800
10320	Branche Jones	Consulting Svcs - 12/23	1/12/2024	4,000
10321	Capistrano Unified School District	Oversight Fees - 11/23	1/12/2024	47,071
10322	Crown Facility Solutions Inc	Janitorial Svcs - 01/24	1/12/2024	1,296
10323	FeldCare Connects	SpEd Svcs - 11/23 - 12/23	1/12/2024	300
10324	Law Offices of Michelle Won	Legal Svcs - 12/23	1/12/2024	825
10325	Notable Inc	Licence - 12 Months	1/12/2024	99
10326	Oxford Consulting Services Inc.	SpEd Svcs - 10/23	1/12/2024	114,788
10327	Qualtrics LLC	Licence - 12/07/23 - 12/06/24	1/12/2024	1,500
10328	San Diego Gas & Electric	Utility Svcs - 10/03/23 - 10/31/23	1/12/2024	2,085
10329	Scribbles Software	Licence - 01/01/24 - 12/31/24	1/12/2024	11,500
10330	T-Mobile	Communication Svcs - 11/21/23 - 12/20/23	1/12/2024	679
10331	T-Mobile	Communication Svcs - 11/21/23 - 12/20/23	1/12/2024	2,944
10332	Law Offices of Young, Minney & Corr LLP	Legal Svcs - 12/23	1/12/2024	6,075
10333	Brandastic, Inc.	Marketing - Annual Website Hosting	1/19/2024	420
10334	CE Mechanical Inc	HVAC Repairs - 4rd Quarter 2023 Maintenance	1/19/2024	281
10335	Community Therapy Services	SpEd Svcs - 09/23	1/19/2024	2,320
10336	Corodata Records Management Inc.	Document Storage Mgmt - 12/01/23 - 12/31/23	1/19/2024	197
10337	Effectual Educational Consulting Services	SpEd Svcs - 10/23	1/19/2024	32,533
10338	El Paseo Childrens Center Inc.	SpEd Svcs - 10/23	1/19/2024	242,528
10339	Sarah Franks	Reimb - 01/07/24 - 01/10/24	1/19/2024	351
10340	Yessenia Gaines	Reimb - 12/01/23 - 12/15/23	1/19/2024	72
10341	Kristina Meredith	Reimb - 01/08/24 - 01/10/24	1/19/2024	168
10342	Milestones Therapy Group, A Prof. SLP Corporation	SpEd Svcs - 09/23	1/19/2024	99,144
10343	Netrix	Professional Svcs - 01/24	1/19/2024	3,080
10344	Candace Niboli	Reimb - 01/08/24 - 01/10/24	1/19/2024	54
10345	Josue Perez	Reimb - 01/07/24 - 01/10/24	1/19/2024	142
10346	Philadelphia Insurance Companies	Insurance - 01/24	1/19/2024	16,399
10347	Pitney Bowes Global Financial Services LLC	Late Fees	1/19/2024	48
10348	Catherine Schwartz	Reimb - 01/07/24 - 01/10/24	1/19/2024	218
10349	Elizabeth Shannon	Reimb - 10/10/24	1/19/2024	78
10350	Stanford Sierra Youth & Families	SpEd Svcs - 09/23	1/19/2024	99,330
10351	Lyndsie Williams	Reimb - 01/08/24 - 01/10/24	1/19/2024	143
10352	Jannel Wyant	Reimb - 01/08/24 - 01/10/24	1/19/2024	136
10353	Law Offices of Young, Minney & Corr LLP	Legal Svcs - 12/23 SpEd	1/19/2024	488
10354	IXL Learning Inc	Licence - (700) Students	1/23/2024	16,800
10355	Adapted Childs Play LLC	SpEd Svcs - 11/23	1/25/2024	550
10356	AT&T	Communication Svcs - 01/07/24 - 02/07/24	1/25/2024	1,074
10357	AT&T	Communication Svcs - 01/07/24 - 02/06/24	1/25/2024	531
10358	Samantha Canto	Reimb - 01/07/24 - 01/10/24	1/25/2024	323
10359	CE Mechanical Inc	HVAC Repairs - 12/23	1/25/2024	281
10360	Corodata Shredding Inc	Shredding Svcs - 12/11/23	1/25/2024	39
10361	Department of Justice	Fingerprinting Svcs - 12/23	1/25/2024	32
10362	FeldCare Connects	SpEd Svcs - 11/23 - 12/23	1/25/2024	300
10363	The Hartford	Workers Compensation Ins - 7/1/23-7/1/24 - 17143054 4 Pay	1/25/2024	55,566
10364	Headstand	Consulting Svcs - January 2024 Retainer	1/25/2024	18,000
10365	Incident IQ, LLC	License - 02/01/24 - 10/08/24	1/25/2024	2,994
10366	Kellogg West Conference Center	Facility Rental - 04/22/24 - 04/26/24	1/25/2024	VOID
10367	Netrix	Professional Svcs - 11/01/23 - 11/30/23	1/25/2024	3,080
10369	PC Connection Sales Corp	12.9 iPadPro WiFi 256GB (3) - Credit	1/25/2024	309
10370	Pearson Virtual Schools USA	SpEd Svcs	1/25/2024	6,230
10371	San Diego Gas & Electric	Utilities - 12/01/23 - 01/02/24	1/25/2024	1,198
10372	Santa Margarita Water District	Water Svcs - 12/05/23 - 01/09/24	1/25/2024	217
10373	Sean Van Busse	Reimb - 01/11/24 - 01/12/24	1/25/2024	130
10374	Phil Wenker	Reimb - 01/10/24 - 01/12/24	1/25/2024	140
10375	April Yi	Reimb - 01/11/24 - 01/12/24	1/25/2024	121
10376	Zachary Bennett	Reimb - 01/22/24 - 01/23/24	1/31/2024	83
10377	Brandastic, Inc.	Marketing - 02/24	1/31/2024	21,000
10378	CE Mechanical Inc	HVAC Repairs - 01/24	1/31/2024	295
10379	Crown Facility Solutions Inc	Janitorial Supplies	1/31/2024	50
10380	Shawn Dunkley	Reimb - 01/17/24	1/31/2024	143
10381	Sehar Ellahi	Reimb - 12/12/23	1/31/2024	103
10382	Every Special Child LLC	SpEd Svcs - 11/23	1/31/2024	12,758
10383	Chloe Farris	Reimb - 01/22/24 - 01/23/24	1/31/2024	108

California Online Public Schools Southern California

Check Register

For the period ended January 31, 2024

Check Number	Vendor Name	Transaction Description	Check Date	Check Amount
10384	FeldCare Connects	SpEd Svcs - 01/24	1/31/2024	300
10385	The Great Books Foundation	Textbooks - 1 Year	1/31/2024	5,250
10386	Kristen Hager	Reimb - 01/07/24 - 01/12/24	1/31/2024	468
10387	Hilton Garden Inn - Fontana	Facility Rental - 04/29/24 - 05/02/24	1/31/2024	4,380
10388	PC Connection Sales Corp	15.6 Inch Monitor - Credit	1/31/2024	11,613
10389	Pearson Virtual Schools USA	SpEd Svcs - 01/24	1/31/2024	5,830
10390	Pitney Bowes Bank Inc Purchase Power	Postage - 12/14/23 - 12/17/23	1/31/2024	1,526
10391	School Services of California Inc.	Consulting Svcs - 12/06/23	1/31/2024	325
10392	Robert Sima	Reimb - 01/22/24 - 01/23/24	1/31/2024	98
10393	TinyEye Therapy Services	SpEd Svcs - 10/23	1/31/2024	6,696
10394	TTC4SUCCESS	SpEd Svcs - 12/23	1/31/2024	61,113
10395	US Bank Equipment Finance	Equipment Lease - 01/08/24 - 02/08/24	1/31/2024	1,051
10396	Sean Van Busse	Reimb - 01/22/24 - 01/23/24	1/31/2024	130
10397	Zoom Video Communications Inc	Communication Svcs - 01/19/24 - 01/19/25	1/31/2024	1,635
ACH	Chase Bank	Bank Fee	1/16/2024	223
ACH	JP Morgan Chase - Credit Card	CC Pmt - 01/24/24	1/24/2024	38,163

Total Disbursements Issued in January \$ 1,155,008

California Online Public Schools Academy Central Valley

Check Register

For the period ended January 31, 2024

Check Number	Vendor Name	Transaction Description	Check Date	Check Amount
40033	El Paseo Childrens Center Inc.	SpEd Svcs - 10/23	1/12/2024	\$ 45,725
40034	Holiday Inn Express Porterville	Facility Rental - 01/03/24	1/12/2024	1,000
40035	Oxford Consulting Services Inc.	SpEd Svcs - 11/23	1/12/2024	2,266
40036	Community Therapy Services	SpEd Svcs - 09/23	1/19/2024	299
40037	Effectual Educational Consulting Services	SpEd Svcs - 10/23	1/19/2024	5,969
40038	El Paseo Childrens Center Inc.	SpEd Svcs - 09/23	1/19/2024	2,460
40039	Pearson Virtual Schools USA	SpEd Svcs	1/25/2024	1,780
40040	Anthony Community Center	Facility Rental - 03/21/24	1/31/2024	64
40041	Bishop Elks Park	Facility Rental - 05/13/24	1/31/2024	1,500
40042	Pearson Virtual Schools USA	SpEd Svcs - 01/24	1/31/2024	1,780
40043	TinyEye Therapy Services	SpEd Svcs - 11/23	1/31/2024	2,156
ACH	Chase Bank	Bank Fee	1/16/2024	77

Total Disbursements Issued in January \$ 65,076

California Online Public Schools Northern California

Check Register

For the period ended January 31, 2024

Check Number	Vendor Name	Transaction Description	Check Date	Check Amount
60083	Squeaky Clean	Janitorial Svcs - 11/08/23 - 12/05/23	1/4/2024	VOID
60085	Squeaky Clean	Janitorial Svcs - 11/08/23 - 12/05/23	1/4/2024	\$ 1,700
60086	Courtyard by Marriot San Francisco Airport	Facility Rental - 04/29/24 - 05/03/24	1/8/2024	6,373.40
60087	GreenWorks Commerical Janitorial Services	Janitorial Svcs - 12/23	1/8/2024	1,067.00
60088	Alhambra	Drinking Water - 12/23	1/12/2024	61.45
60089	Brady Industries	Office Supplies	1/12/2024	536.09
60090	California Labor Law Poster Service	Office Supplies	1/12/2024	79.50
60091	Charter Communications	Communications - 12/01/23 - 12/31/23 - Credit Balance	1/12/2024	199.97
60092	El Paseo Childrens Center Inc.	SpEd Svcs - 10/23	1/12/2024	63,393.71
60093	GreenWorks Commerical Janitorial Services	Janitorial Svcs - 01/24	1/12/2024	1,188.50
60094	Oxford Consulting Services Inc.	SpEd Svcs - 11/23	1/12/2024	6,956.93
60095	Pitney Bowes Global Financial Services LLC	Postage Machine Lease - 12/30/23 - 03/29/24	1/12/2024	283.57
60096	California State University, East Bay	Facility Rental - 05/20/24 - 05/24/24	1/19/2024	4,450.00
60097	Center for Accessible Technology	SpEd Svcs - 11/23	1/19/2024	223.50
60098	Community Therapy Services	SpEd Svcs - 10/23	1/19/2024	3,102.50
60099	Effectual Educational Consulting Services	SpEd Svcs - 10/23	1/19/2024	15,773.00
60100	Lodi Hospitality LLC	Facility Rental	1/19/2024	8,660.00
60101	Law Offices of Young, Minney & Corr LLP	Legal Svcs - 12/23 SpEd	1/19/2024	292.50
60102	Holiday Inn Express	Facility Rental - 04/22/24 - 04/26/23	1/25/2024	1,629.38
60103	Pearson Virtual Schools USA	SpEd Svcs	1/25/2024	3,290.00
60104	The Phillips Academy	SpEd Svcs - 12/23	1/25/2024	5,073.75
60105	Teamwork Speech Therapy Inc	SpEd Svcs - 12/23	1/25/2024	600.00
60106	Alvin Medina	Photography Svcs	1/31/2024	500.00
60107	TinyEye Therapy Services	SpEd Svcs - 12/23	1/31/2024	766.66
ACH	Modesto Irrigation District	Utilities	1/25/2024	183.50

Total Disbursements Issued in January \$ **126,385**

California Online Public Schools Academy North Bay

Check Register

For the period ended January 31, 2024

Check Number	Vendor Name	Transaction Description	Check Date	Check Amount
30018	El Paseo Childrens Center Inc.	SpEd Svcs - 10/23	1/12/2024	\$ 3,674
30019	Oxford Consulting Services Inc.	SpEd Svcs - 11/23	1/12/2024	990
30020	Youth Ag & Leadership Foundation of Sonoma Co	Physical Fitness Testing - 03/19/24	1/12/2024	915
30021	Community Therapy Services	SpEd Svcs - 10/23	1/19/2024	405
30022	Effectual Educational Consulting Services	SpEd Svcs - 10/23	1/19/2024	83
Total Disbursements Issued in January				\$ <u>6,066</u>

California Online Public Schools Monterey Bay

Check Register

For the period ended January 31, 2024

Check Number	Vendor Name	Transaction Description	Check Date	Check Amount
20023	El Paseo Childrens Center Inc.	SpEd Svcs - 10/23	1/12/2024	\$ 22,911
20024	Oxford Consulting Services Inc.	SpEd Svcs - 11/23	1/12/2024	3,317
20025	Scotts Valley Unified School District	Oversight Fees 2022-23, Admin Cost	1/12/2024	57,528
20026	Effectual Educational Consulting Servi	SpEd Svcs - 10/23	1/19/2024	4,897
20027	Pearson Virtual Schools USA	SpEd Svcs	1/25/2024	350
20028	Veterans Memorial Campground	Facility Rental - 03/19/24	1/25/2024	85

Total Disbursements Issued in January \$ 89,088

California Online Public Schools Central Coast

Check Register

For the period ended January 31, 2024

Check Number	Vendor Name	Transaction Description	Check Date	Check Amount
70014	El Paseo Childrens Center Inc.	SpEd Svcs - 10/23	1/12/2024	\$ 8,381
70015	Oxford Consulting Services Inc.	SpEd Svcs - 11/23	1/12/2024	463
70016	City of San Luis Obispo	Permit	1/19/2024	44
70017	Effectual Educational Consulting S	SpEd Svcs - 10/23	1/19/2024	510
ACH	Chase Bank	Bank Fee 12/23	1/4/2024	95

Total Disbursements Issued in January \$ 9,493

Coversheet

Student Achievement Update

Section: III. Oral Reports
Item: F. Student Achievement Update
Purpose: FYI
Submitted by:
Related Material: Board Meeting SET Data Review Q2 23_24 (1).pptx.pdf

School Enhancement Target (SET)

Quarter 2

Data Review

SY 23/24



School Enhancement Target (SET) Goals 23/24

- **Academic**

Every 10 weeks, 50% of PLC SMART goals (math and schoolwide) will be met.

- **Engagement**

Every 10 weeks, 90% of students will receive 5 successful contacts.

- **Grad Rate**

Every 10 weeks, 68% of 12th grade students in their 4th year of high school will be on track for graduation.

Academics

Every 10 weeks, 50% of PLC SMART goals (math and schoolwide) will be met.



PLC SMART Goal Data Q2 23/24



- **Schoolwide PLCs:**
 - 57% of SMART goals were met.
- **Math PLCs:**
 - 54% of SMART goals were met.

Academic: What We Learned and Next Steps

- Working toward refinement of PLC SMART goals
- A continued focus on iReady and MAP data in PLC planning
 - Working toward more data driven SMART goals in all PLCs with a focus on timeframe
 - Goal development is more focussed on iREADY and MAP scores which are in direct correlation with to CAASPP scores
- Continuing PLC meetings twice a month and PLC Lead meetings monthly
- Continued work will ensure that we are planned and prepared for the “verified data” requirement of renewal

Engagement

Every 10 weeks, 90% of students will receive 5 successful contacts.



Powered by BoardOnTrack



Contact Data Details Q2 23/24

- Measure - The percentage of STs that received 5 or more contacts from November 2023 through January 2024
- SharePoint Logged Contacts Report - 1c. Student by Month
- Student Stage - Enrolled (on or before 10-31-23)
- Contact Type - Face to Face, LL - Group, LL - Individual, Phone Call - Successful

Engagement Data – % of STs receiving 5 or more contacts in a 10 week period

School	Q1 23/24	Q2 23/24
School Wide	97%	99.3%
Elementary	97%	99.6%
Middle	96%	98.2%
High	97%	99.5%



Diagnostic 2 (Winter) - 23/24 SY Participation

i-Ready Reading

98%

i-Ready Math

98%

MAP Reading

96%

MAP Math

96%



Engagement: What We Learned and Next Steps

- Celebrate efforts!
- Continue the focus on reaching our kids and families!
- Review iReady and MAP data and participation at all grade bands
 - Digging deeper into our diagnostic data looking at our bubble students and how that correlates to CAASPP testing this Spring.
- CAASPP Participation - focussed communication and planning
 - NEW- Parent/Student meetings
 - Parent Square notifications
 - Saturday testing sites
 - More HR/Advisory teacher support

Grad Rate

Every 10 weeks, 68% of 12th grade students in their 4th year of high school will be on track for graduation.



All CalCA Schools 22/23 Grad Rate

School	Grad Rate
SoCal	78.4%
NorCal	73.2%
Central Valley	77.3%
North Bay	64.5%
Central Coast	100%
Monterey Bay	72.4%

Project Success Q2 Update 23/24



Data Description	Q1 23/24	Q2 23/24
# of STs Enrolled	208	191
# of STs Passed All Courses	186	179
# of STs Passed No Courses	4	0
# of Courses Passed	861	884
# of Courses Failed	45	17
Pass Rate	95%	98%

- Highest Q2 pass rate and highest pass rate **EVER!**
- Highest number of courses passed in Q2...
- Lowest number of failed courses **EVER in PS!!!**

CHAMPS/Pre-CHAMPS

Community
Helps
Achieve
My
Personal
Success

Purpose: CHAMPS student have a history of struggling

To identify our students who are either credit deficient, taking additional courses, or have shown a propensity to struggle academically in order to provide them with additional homeroom support. Generally students are 1 credit or more behind. However, CHAMPS students can struggle without failing or have a history of failing.

FALL 23/24:

Number of students: Gen Ed (297) SPED (105)

CHAMPS Pass Rate: 81% of courses passed

Pre-CHAMPS- They passed almost **88%** of classes!
Early intervention, conversations, and building confidence/accountability with the 9th graders has been hugely successful.

SPRING: 23/24*:

Estimated Number of students: Spring: Gen Ed (416)
SPED (159)

Grad Rate: What We Learned and Next Steps

- Continuing our focus on our credit deficient students: late enrollees, homeless youth, etc
- Project Success is going strong and focussing on meeting students needs
 - Identifying students on the bubble
 - encouraging June 2024 grad date and not waiting until summer.
 - Looking closely at our smaller schools to impact grad rate.
- Focus continues on how to keep students on cohort prior to their senior year through CHAMPS and Progress Monitoring Meetings (PMM).
- More discussions in PLCs and Department Meetings surrounding grad rate.

Thank you all for listening and please reach out at anytime with questions. Have a great evening!



Coversheet

Approval of Minutes from the February 06, 2024 Board Meeting (attached)

Section: IV. Consent Items
Item: A. Approval of Minutes from the February 06, 2024 Board Meeting
(attached)
Purpose: Vote
Submitted by:
Related Material: 2024_02_06_board_meeting_minutes.pdf

DRAFT



California Online Public Schools

California Online Public Schools

Minutes

California Online Public Schools (CalOPS) Board Meeting

Date and Time

Tuesday February 6, 2024 at 3:30 PM

Location

CalCA NorCal: 580 N. Wilma Avenue, Suite G, Ripon, CA 95366

CalCA SoCal: 33272 Valle Road, San Juan Capistrano, CA 92675

23091 Arden Street, Lake Forest, CA 92630

1201 Cara Road, Dinuba, CA 93618

8422 Madison Avenue, Fair Oaks, CA 95628

3753 W. Norberry Street, Lancaster, CA 93536

32946 Calle San Marcos San Juan Capistrano, 92675

9423 Reseda Blvd. Apt#230, Northridge, CA 91324

1608 Lake Street, Calistoga, CA 94515

Join Zoom Meeting

<https://zoom.us/j/93762840563>

Meeting ID: 937 6284 0563

Dial In:

+1 (669) 444-9171 ext. 93762840563# US

This meeting is open to the public in person and via teleconference. For information about this meeting or for members of the public who require special accommodations to attend, contact the school offices: Bernie Jamero at (209) 253-1208 or Eva McGahey at (714) 248-6179 at least 24 hours prior to the meeting. The Board packet can be made available for public review by

contacting the school offices prior to the Board meeting in compliance with California open meeting law.

Directors Present

B. Hartelt (remote), E. Pavlich, E. Wickliffe (remote), P. Hedrick (remote)

Directors Absent

A. Pulsipher, D. Rivas, M. Henjum

Guests Present

A. Larsen (remote), D. Hertzler, E. McGahey, H. Roney (remote), H. Tamayo (remote), J. Colombero (remote), J. Sitomer (remote), Jasmine Samuels (remote), Jennifer Brunner, Kara Mannix (remote), Kate Eng (remote), L. Carter (remote), L. Dombek (remote), L. Johnson (remote), Lauren Weed, M. Percin (remote), M. White (remote), Member of the Public (remote), R. Dreifus, R. Romero (remote), R. Savage (remote), S. Ford (remote), Shannon Doss (remote), V. Acosta

I. Opening Items

A. Call the Meeting to Order

E. Pavlich called a meeting of the board of directors of California Online Public Schools to order on Tuesday Feb 6, 2024 at 3:44 PM.

B. Roll Call

CalOPS Staff

Ashley Larsen - Administrative Assistant

Dan Hertzler - Director of Business Services

Eva McGahey - Administrative Assistant - SoCal Office

Harold Roney - Director of Student Services

Heather Tamayo - Middle School Principal

Jasmine Samuels - Elementary Teacher

Jennifer Brunner - High School Assistant Principal

Julie Colombero - Director of California Family Outreach

Kara Mannix - High School Principal

LaChelle Carter - Director of Financial Services - SoCal Office

Lauren Weed - High School Assistant Principal

Leslie Dombek - Director of Student Achievement

Marcus White - Elementary School Principal

Richard Savage - Superintendent

Richie Romero - Deputy Superintendent

Ryan Dreifus - Assistant Director of Human Resources

Shannon Doss - Social Worker

Stephen Ford - Assistant Superintendent of Human Resources
Viridiana Acosta - Executive Assistant - NorCal Office

Contracted Staff

Jason Sitomer - Charter Impact Managing Director
Laura Johnson - PVS School Success Partner
Matt Percin - Charter Impact Director of Client Finance
Kate Eng - Charter Impact Director of Client Finance

1 Member of the Public

C. Approval of Agenda

P. Hedrick made a motion to approve the Agenda.
E. Wickliffe seconded the motion.
The board **VOTED** unanimously to approve the motion.

Roll Call

A. Pulsipher Absent
E. Wickliffe Aye
E. Pavlich Aye
P. Hedrick Aye
D. Rivas Absent
B. Hartelt Aye
M. Henjum Absent

II. Public Comment

A. Public Comment

The Board welcomes participation by the members of the public telephonically. To address an item on the agenda, before the scheduled start of the meeting, an individual must write their name and a short description of the agenda item on which they wish to comment on the card provided and submit this to the Chair, along with any materials they want to have distributed to Board. Individuals who wish to address the Board telephonically must contact the School Leader by phone or by email at least twenty four (24) hours before the scheduled start of the Board meeting. If the individual wants to provide any written materials to the Board, these should be emailed to the School Leader at least twenty-four (24) hours before the scheduled start of the meeting. The total time for any individual to present, either in person or via telephone, on an item on the agenda shall not exceed three (3) minutes, or six (6) minutes if the individual requesting to comment is a non English speaker and requires a translator, unless the Board grants additional time. However, in compliance with Board policy and the Brown Act, the Board is not permitted to discuss or take action on non-agenda items.

Individuals desiring to make a formal presentation to the Board on an item not on the agenda but desiring it be placed on the agenda must provide notice and written submissions detailing the subject of the presentation to the School Leader at least fourteen (14) days prior to the meeting. Any such presentations shall not exceed fifteen (15) minutes in duration, unless otherwise permitted by the Chair.

To view the Board Public Comment Policy, visit the school's "Governance" page at <https://www.connectionsacademy.com/california-online-school/about/school-board>.

E. Pavlich calls for any member of the public to speak at this time.

III. Oral Reports

A. Superintendent's Report

R. Savage has minimal updates today. Smooth transition from first to second semester. As for Sponsoring District Update, Ripon Charter Renewal was successful. CalOPS is currently working through the name change with CAPO Chartering District, will be presenting at April Board Meeting since it is deemed a Material Revision. Relationships are healthy with Sponsoring Districts.

On the transition, there was a leadership retreat last week to get all departments on the same page.

Props to J. Colombero on her efforts with Brandastic and Headstand. It is paying off with the interest seen by prospective families. With the way things appear now, enrollment targets look achievable.

Props to L. Dombek and her team for the hard work with training for new curriculum and platforms. This is a behind the scenes effort that will continue for the next 2-3 months. HR team is making great progress and is close to presenting benefit packages to staff for the upcoming year.

B. Principals' Report (attached)

M. White praises the elementary team. iReady diagnostic testing is in progress this week. The team plans to analyze the data provided by this to best support their students.

K. Mannix talks about the excitement of the new semester and a positive end to the previous semester. Still working to wrap up grades and data, but it is looking promising with what is currently known. Great improvements with World History! Project Success had highest pass rates ever!

C. Charter Impact Financial Reports for CalOPS (attached)

M. Percin goes briefly over all the financial reports attached covering CalOPS finances for December of 2023.

SoCal:

- Enrollment forecasted at 5,020 students - down 2% from plan
- Attendance forecasted at 4,922 (98%)

- Revenue forecasted at \$72.6M; slight decrease
- Expenses forecasted at \$67M; in line with budget
- Surplus forecasted at \$5.5M with an ending fund balance forecasted at \$22M
- September cash balance of \$20M
- Cash projected at \$30M by fiscal year end

Central Valley:

- Enrollment forecasted at 825 students; up from 657
- Attendance forecasted at 809 (98%); up from 644
- Revenue forecasted at \$12.6M; up \$2.5M
- Expenses forecasted at \$10.9M; up \$1.5M
- Surplus forecasted at \$1.7M with an ending fund balance forecasted at \$5M
- Cash balance is \$7.7M

NorCal:

- Enrollment forecasted at 1,774 students
- Attendance forecasted at 1,738 (98%)
- Revenue forecasted at \$24.7M; in line with budget
- Expenses forecasted at \$23.9M; in line with budget
- Surplus forecasted at \$800K with an ending fund balance forecasted at \$6.9M
- Cash balance of \$14.2M

North Bay:

- Enrollment forecasted at 161 students; up from 141
- Attendance forecasted at 158 (98%)
- Revenue forecasted at \$2.3M; up \$300K from budget
- Expenses forecasted at \$2M; up \$100K from budget
- Surplus forecasted at \$340K with an ending fund balance forecasted at \$1.1M
- Cash balance is \$1.8M

Monterey Bay:

- Enrollment forecasted at 571 students; up from 471
- Attendance forecasted at 560 (98%)
- Revenue forecasted at \$7.7M; up \$1.5M
- Expenses forecasted at \$6.9M; up \$1M
- Surplus forecasted at \$829K with an ending fund balance forecasted at \$1.1M
- Cash balance is \$2.4M

Central Coast:

- Enrollment forecasted at 140 students; up from 112
- Attendance forecasted at 137 (98%)

- Revenue forecasted at \$1.9M; up \$400K from budget
- Expenses forecasted at \$1.7M; up \$300K from budget
- Surplus forecasted at \$224K with an ending fund balance forecasted at \$429K
- Cash balance is \$748K

D. Policy, Compliance, and State Accountability Report

D. Hertzler speaks to CA state budgeting. There was a forecasted \$58B shortfall in the budget, but Gov. Newsoms budget presents a \$38B shortfall. The good news for CalOPS is that there are no projected cuts to education budgets, so the school shouldn't be affected here, but there is a need to keep an eye on this as there could be unexpected cuts. Reserves are in a healthy place in case of emergencies for the short term. Had meeting with consultant lobbyist and there isn't much charter related news for upcoming legislation. A few more months until update on the Independent Study study. Just received text from trailer bill, little to do with charter schools so far.

Notifications to the Board: Form-700's are due April 1st to bring it back to the front of everyone's mind. Brown Act Training is also due, links will be resent soon.

IV. Consent Items

- A. Approval of Minutes from the December 05, 2023 Board Meeting (attached)**
- B. Approval of Staffing Report (attached)**
- C. Approval of Expenditures over \$20k (attached)**
- D. Approval of 2022-23 School Accountability Report Cards (SARC) (attached)**
- E. Approval of Check Register (attached)**
- F. Approval of CalOPS SoCal Material Revision (attached)**
- G. Approval of Capistrano Unified Memorandum of Understanding (MOU) (attached)**
- H. Approval of CalOPS 2024-25 Academic and Staff Calendars (attached)**
- I. Approval of Student Services Contracts (attached)**

P. Hedrick made a motion to approve the Consent Agenda Items, A-I.

E. Wickliffe seconded the motion.

The board **VOTED** unanimously to approve the motion.

Roll Call

D. Rivas Absent

B. Hartelt Aye

E. Pavlich Aye

Roll Call

- A. Pulsipher Absent
- P. Hedrick Aye
- E. Wickliffe Aye
- M. Henjum Absent

V. Action Items

A. Approval of Comprehensive School Safety Plan (attached)

P. Hedrick made a motion to approve Action Item A, the Comprehensive School Safety Plan.

E. Wickliffe seconded the motion.

D. Hertzler explains the updates made to the Comprehensive School Safety Plan. This plan is largely meant for brick and mortar schools, but it is also a legal requirement for Charters, so CalOPS worked with YMC to develop/revise the CSSP to standard. Namely, there were added sections regarding opioids and the CalOPS suspension and disciplinary policy, as well as updates to the school name. The revisions made were reviewed, adjusted, and approved by the Safety Committee to comply with legal requirements.

The board **VOTED** unanimously to approve the motion.

Roll Call

- B. Hartelt Aye
- E. Pavlich Aye
- E. Wickliffe Aye
- P. Hedrick Aye
- M. Henjum Absent
- A. Pulsipher Absent
- D. Rivas Absent

B. Approval of LCAP Mid Year Update (attached)

P. Hedrick made a motion to approve Action Item B, the Mid Year LCAP Update.

E. Wickliffe seconded the motion.

L. Dombek presents the Mid Year LCAP Update, noting that this item is new to the school, but has recently become a requirement. Allows for more detailed look at CalOPS goals and extra analysis to ensure they are met. New cycle for LCAP begins in June. A couple things to highlight for this documentation is that the goals are annual goals, and they align with SET goals that are reviewed quarterly to ensure everything is on target. More information to come at next months' meeting on how second semester ended and how CalOPS is moving into the third and fourth quarter.

The board **VOTED** unanimously to approve the motion.

Roll Call

- P. Hedrick Aye
- A. Pulsipher Absent

Roll Call

B. Hartelt Aye
D. Rivas Absent
E. Pavlich Aye
M. Henjum Absent
E. Wickliffe Aye

VI. Closing Items

A. Adjourn Meeting

P. Hedrick made a motion to adjourn the CalOPS Board Meeting, and confirm next meeting on March 5, 2024.

E. Wickliffe seconded the motion.

The board **VOTED** unanimously to approve the motion.

Roll Call

M. Henjum Absent
B. Hartelt Aye
A. Pulsipher Absent
E. Wickliffe Aye
E. Pavlich Aye
P. Hedrick Aye
D. Rivas Absent

There being no further business to be transacted, and upon motion duly made, seconded and approved, the meeting was adjourned at 4:26 PM.

Respectfully Submitted,
E. Pavlich

Coversheet

Approval of Staffing Report (attached)

Section: IV. Consent Items
Item: B. Approval of Staffing Report (attached)
Purpose: Vote
Submitted by:
Related Material: CALCA_Staffing Report_022024.pdf
Kelly Roth Resume.pdf
Brittany Javier Resume.pdf

CALCA Staffing Report

New Hires

Name	Area	Compensation	Bonus Potential	Start Date
Javier, Brittany C.	Teacher - Secondary	\$81,783.52		02/26/2024
Roth, Kelly	Teacher - Secondary	\$95,492.86		01/29/2024

Departing Employees

Name	Area	Last Day of Work	Reason for Leaving
Crump, Lorceluna C.	Teacher - Special Ed	02/09/2024	
Fox, Amanda	School Psychologist	02/07/2024	
Lopez-Fuentes, Zamequa F.	Teacher - Secondary	02/01/2024	
Lucio, Ashley	Teacher - Special Ed	02/20/2024	
Ray, Brittany N.	Teacher - Secondary	01/30/2024	
Reyes, Sarah	Teacher - Special Ed	02/20/2024	

Promotion / Position Changes

Name	Former Position	New Position	Compensation	Bonus Potential	Start Date
Espy, Nicholas	Technology Specialist	Asst Tech Manager	\$91,078.36		02/01/2024
Jamero, Bernadette Q.	School Exec Assistant	Asst Dir of Finance	\$108,403.31	0.00	02/01/2024
Lopez, Tiffany C.	School Admin Asst III	School Exec Assistant	\$40.25	0.00	01/25/2024

Kelly Roth



Objective

To find/create and employ strategies that help both students and colleagues reach their fullest potential, while challenging myself to do the same.

Experience (24 Years)

Quartz Hill High School

8/2000-6/2005

- Reading Skills Class for 9th Graders
- English 9-11
- English 10 Pre-IB
- Bible as Literature (12th Grade)

William J. Pete Knight High School

8/2005-6/2021

- English Boot Camp for Incoming 9th Graders
- English 9-11
- English 10 Honors
- Bible as Literature (12th Grade)
- Senior Seminar

Robert E. Ellis Middle School

7/2021-Present

- 6th Grade ELA
 - Inclusion
 - Standard
 - Advanced

Greatest Hits

Programs

8/2005-Present

- English Teacher within the Digital Design & Engineering Academy (2010-2021)
 - The DDEA is the #1 STEM academy in the U.S.
- BTSA/CFASST Support Provider for Beginning Teachers (2005-2010)
- PBIS Student Support Coordinator (2019-2021)
- Member of Ellis's Vision Team (2021-Present)
 - The team assesses areas of need and addresses those needs by shaping school procedures and culture.
- Member of Ellis's House Committee (2022-Present)
- Mentor Program Coordinator at Ellis (7/2023-Present)
- Lead Teacher for the Cougar Council (7/2023-Present)
 - Help student council members address and meet student needs each month and advertise school and community events to encourage greater participation.



Awards

8/2002-2018

- Received the honor of being one of the Teacher's in *Who's Who Among America's Teachers* in 2002, 2004, and 2005
- Was awarded Teacher of the Year for William J. Pete Knight High School in 2018

Education

Cal State Bakersfield


1/1998-6/2000

B.A. in English Literature

 Graduated with honors

Cal State Bakersfield Extended University

1/2001-12/2001

 Single-Subject in English Literature, CLEAR Credential (with a CLAD Emphasis)

- CA Credential Status: Current
- TN Credential Status: Practitioner's License (2 years away from holding a professional licensure in TN).

BIOLA University

9/2006-12/2011

M.A. in Christian Apologetics

 Graduated with honors

Skills

- Excellent written and verbal skills
- Adept at the art of management, including, but not exclusive to, classroom management
- Excel in curriculum planning
- Excel at finding and learning new education platforms and apps in order to discover more effective ways to teach
- Great at multi-tasking
- Proficient in Microsoft Word Suites, as well as Google Suites
- Work well individually or as a team
- Successful in adapting to various tasks, environments, and expectations
- Work well under pressure

Brittany C. Javier

Skills

- Lesson Planning
- Verbal and Written Communication
- IEP Familiarity (providing feedback, tracking accommodations/modifications, IEP meeting participation)
- Classroom Management
- Team Collaboration
- Proficient in Nearpod, Zoom, Google Classroom, and PowerTeacher

Education And Training

Clear Credential - Math :
University Of California - San Diego

Master Of Arts:
Urban Education, Ed. Policy & Administration
Loyola Marymount University

Bachelor Of Science:
Mathematics (Pure)
California Polytechnic State University - Pomona

Summary

Seasoned math teacher with experience creating and facilitating effective lessons, collaborating with peers, and working closely with special education teachers. Effective communicator, meticulous record keeper, and results-focused and driven educator.

Experience

Animo Ellen Ochoa Charter Middle School - Middle School Math Teacher

Los Angeles, CA
07/2020 - 06/2022

- Created and facilitated data driven instruction for students considered below grade level using the Ready/i-Ready curriculum in an effort to provide students with opportunities to close learning gaps, grow their “math brain,” and gain independent learning strategies
- Taught general education students as well as individuals with IEPs within an inclusive classroom
- Promoted positive classroom culture and established routines to diminish classroom misbehaviors using the Positive Behavior Intervention System (PBIS), communication with families and stakeholders, and by building relationships with pertinent community members
- Provided consistent feedback to parents/guardians via multiple systems including Google Classroom announcements, handwritten notes home, phone calls, progress reports, and text messages (using the Remind app)

Animo Watts College Preparatory Academy - High School Math Teacher

Los Angeles, California
07/2013 - 06/2019

- Provided data driven and differentiated instruction in accordance with common core state standards and current district provided curriculum in order to meet the needs of historically disadvantaged students, students with disabilities, and English Language Learners
- Partnered with a special education teacher to co-teach two classes per year and create inclusive learning environments for all students, including the least restrictive environment for students with special needs
- Courses taught: Algebra 1, Honors Algebra 1, Algebra 2, Trigonometry, Pre-Calculus, AP Calculus, Co-taught Algebra 1, Co-taught Algebra 2, Co-taught Trigonometry, Advisory

Notable Involvement

- Teach for America Corps Member 2013 - 2015
- Master Teacher through Loyola Marymount University (2018 - 2019)
- Math Professional Development Leader (2015 - 2017) and General Education Co-teacher Advisor (2015 - 2017) for Green Dot Public Schools

Coversheet

Approval of Expenditures over \$20k (attached)

Section:	IV. Consent Items
Item:	C. Approval of Expenditures over \$20k (attached)
Purpose:	Vote
Submitted by:	
Related Material:	23-24 CalOPS Over 20k.xlsx - March Board Meeting (1).pdf Invoices-Over 20k+-March Board Meeting.pdf

CalOPS INVOICES To Be Paid Over 20k

(Pearson invoices will be processed for payment once Board has approved)

Paid by ACH	Sent for Payment	Vendor	Invoice#	Date of Invoice	Amount	Description	School Allocation
1/24/2024		JP Morgan Chase Bank		12/29/2023	\$38,162.64	District Corporate Card Purchases - AutoPay	All Schools
	2/8/2024	Milestones Therapy Group	1095	01/13/2024	\$56,562.63	SPED Services	School Allocation on Invoice
	2/8/2024	El Paseo Children's Center Inc.	3175	11/30/2023	\$264,341.12	SPED Services	SoCal
	2/8/2024	Effectual Educational Consulting Services	11623	11/30/2023	\$34,068.00	SPED Services	SoCal
	2/8/2024	Effectual Educational Consulting Services	11791	12/31/2023	\$28,414.00	SPED Services	SoCal
	2/8/2024	El Paseo Children's Center Inc.	3176	11/30/2023	\$57,592.47	SPED Services	NorCal
	2/8/2024	El Paseo Children's Center Inc.	3177	11/30/2023	\$56,397.11	SPED Services	Central Valley
	2/8/2024	El Paseo Children's Center Inc.	3180	11/30/2023	\$38,282.85	SPED Services	Monterey Bay
	2/8/2024	Young, Minney & Corr, LLP	8914	02/05/2024	\$27,013.50	Professional Services: Legal Services	All Schools
	2/8/2024	Edmentum	3224103	01/31/2024	\$82,875.00	Instructional: Other Curriculum	All Schools
	2/8/2024	Capistrano Unified School District	68TI0573	01/30/2024	\$47,071.00	District Oversight Fees	SoCal
	2/8/2024	Capistrano Unified School District	68TI0556	01/30/2024	\$47,071.00	District Oversight Fees	SoCal
	2/15/2024	Milestones Therapy Group	1096	01/13/2024	\$32,753.33	SPED Services	Please allocate by school breakdown
	2/15/2024	Florida Virtual School	202422-74370	02/15/2024	\$700,533.20	Instructional: Other Curriculum	All Schools
	Pending Board Approval	Pearson	91000015321	Jan 2024	\$67,335.52	Schedule of Fees	Central Coast
	Pending Board Approval	Pearson	91000015322	Jan 2024	\$388,793.68	Schedule of Fees	Central Valley
	Pending Board Approval	Pearson	91000015324	Jan 2024	\$235,856.44	Schedule of Fees	Monterey Bay

CalOPS INVOICES To Be Paid Over 20k

(Pearson nvoices will be processed for payment once Board has approved)

Paid by ACH	Sent for Payment	Vendor	Invoice#	Date of Invoice	Amount	Description	School Allocation
	Pending Board Approval	Pearson	91000015325	Jan 2024	\$90,727.56	Schedule of Fees	North Bay
	Pending Board Approval	Pearson	91000015326	Jan 2024	\$758,950.11	Schedule of Fees	NorCal
	Pending Board Approval	Pearson	91000015327	Jan 2024	\$2,825,792.50	Schedule of Fees	SoCal
	2/23/2024	Stanford Sierra Youth & Families	Dec-2023	12/31/2023	\$48,510.00	SPED Services	Please allocate by school breakdown
	2/23/2024	Stanford Sierra Youth & Families	Nov-2023	11/30/2023	\$50,820.00	SPED Services	Please allocate by school breakdown
	Pending Board Approval	ROKKITWEAR	CALOPS020824	02/08/2024	\$50,000.00	Professional Services: Other School Expense	All Schools
2/27/2024		JP Morgan Chase Bank		1/31/2024	\$141,331.38	District Corporate Card Purchases - AutoPay	All Schools
	Pending Board Approval	Charter Impact	15652	3/1/2024	\$104,790.00	Professional Services: Other School Contracted Services	All Schools
	Pending Board Approval	Brandastic	1206971	02/22/2024	\$21,000.00	Professional Services: Other School Contracted Services	All Schools
	Pending Board Approval	Procurify	9196	02/15/2024	\$24,600.00	Professional Services: Other School Contracted Services	All Schools
	2/29/2024	Qualtrics LLC	387884	12/12/2023	\$38,000.00	Professional Services: Other School Contracted Services	All Schools



JPMORGAN CHASE BANK NA
 P.O. BOX 15918
 MAIL SUITE DE1-1404
 WILMINGTON DE 19850

ACCOUNT NUMBER	4485 9279 0004 8836
PAYMENT DUE DATE	01/23/2024
AMOUNT DUE	\$38,162.64
CURRENT BALANCE	\$38,162.64

Remit To: JPMORGAN CHASE BANK NA
 P.O. BOX 4475
 CAROL STREAM, IL 60197-4475

AMOUNT ENCLOSED \$

CALOPS
 DEBORAH LARSON
 33272 VALLE RD
 SAN JUAN CAPISTRANO CA 92675-4842

** 0000000

448592790004883603816264038162641

PLEASE TEAR PAYMENT COUPON AT PERFORATION

STATEMENT MESSAGES

COMMERCIAL ACCOUNT SUMMARY
ORGANIZATION NAME: CALOPS ACCOUNT NUMBER: 4485927900048836

CLOSING DATE 12-29-23 CREDIT LIMIT 650,000 AVAILABLE CREDIT 611,837	PREVIOUS BALANCE .00 PURCHASES AND OTHER CHARGES 38,162.64 CASH ADVANCES .00 CREDITS .00
FOR CUSTOMER SERVICE CALL: 1-800-316-6056 FOR TTY/TDD SERVICE CALL: 1-800-955-8060	PAYMENTS .00 LATE PAYMENT CHARGES .00 CASH ADVANCE FEE .00 FINANCE CHARGES .00
SEND BILLING INQUIRIES TO: JPMORGAN CHASE BANK NA COMMERCIAL CARD SOLUTIONS P.O. BOX 2015 MAIL SUITE IL1-6225 ELGIN, IL 60121	NEW BALANCE 38,162.64 TOTAL PAYMENT DUE 38,162.64 DISPUTED AMOUNT .00

ACCT. NUMBER: 4485 9279 0004 8836	CALOPS
-----------------------------------	--------

INDIVIDUAL CARDHOLDER ACTIVITY

TRACY PINCKNEY 4485-9200-2045-3051	CREDITS \$0.00	PURCHASES \$362.79	CASH ADV \$0.00	TOTAL ACTIVITY \$362.79
--	--------------------------	------------------------------	---------------------------	-----------------------------------

ACCOUNTING CODE:

Travel Activity

Post Date	Tran Date	Reference Number	Transaction Description	Amount
12-15	12-13	24692163348101202029647	SOUTHWES 5262233653509 800-435-9792 TX PINCKNEY/TRACY DEPART: 01-10-24 P.O.S.: SALES TAX: \$0.00 SMF WN G SNA WN I SMF	362.79

Total Travel Activity \$362.79

RYAN DREIFUS 4485-9200-2671-8184	CREDITS \$0.00	PURCHASES \$244.00	CASH ADV \$0.00	TOTAL ACTIVITY \$244.00
--	--------------------------	------------------------------	---------------------------	-----------------------------------

ACCOUNTING CODE:

Purchasing Activity

Post Date	Tran Date	Reference Number	Transaction Description	Amount
12-18	12-15	24436543350031601726080	SOCIETYFORHUMANRESOURCE 800-2837476 VA P.O.S.: CS2074925 SALES TAX: 0.00	244.00

Total Purchasing Activity \$244.00

RICHARD SAVAGE 4485-9200-2831-6078	CREDITS \$0.00	PURCHASES \$24,436.89	CASH ADV \$0.00	TOTAL ACTIVITY \$24,436.89
--	--------------------------	---------------------------------	---------------------------	--------------------------------------

ACCOUNTING CODE:

Purchasing Activity

Post Date	Tran Date	Reference Number	Transaction Description	Amount
12-11	12-08	24399003342295044063036	BEST BUY 00009449 IDAHO FALLS ID P.O.S.: 0000000000000000 SALES TAX: 5.94	104.94
12-11	12-08	24399003342295044063044	BEST BUY 00009449 IDAHO FALLS ID P.O.S.: 0000000000000000 SALES TAX: 15.00	265.00
12-20	12-19	24210733354091170178332	UA.COM*888-727-6687 MD UNDERARMOUR.C MD P.O.S.: 1219132835 SALES TAX: 8.23	145.46
12-20	12-19	24210733354091170197449	UA.COM*888-727-6687 MD UNDERARMOUR.C MD P.O.S.: 1219132607 SALES TAX: 13.18	232.74
12-20	12-19	24906413353189736474051	CALLAWAY OGIO 800-2282767 CA P.O.S.: 7964832 SALES TAX: 868.00	2,267.00
12-20	12-19	24906413353189736512140	CALLAWAY OGIO 800-2282767 CA P.O.S.: 7964832 SALES TAX: 868.00	10,000.00
12-21	12-20	24210733355091171063458	UA.COM*888-727-6687 MD UNDERARMOUR.C MD P.O.S.: 1219132607 SALES TAX: 1.65	29.09

Total Purchasing Activity \$13,044.23

Travel Activity

Post Date	Tran Date	Reference Number	Transaction Description	Amount
12-08	12-07	24692163341104380459435	SLC AIRPORT PARKING SALT LAKE CIT UT P.O.S.: 026666 SALES TAX: 0.00	20.00
12-11	12-07	24055233342207488500223	IRVINE LANES IRVINE CA P.O.S.: 48850022 SALES TAX: 107.90	1,500.00

ACCT. NUMBER: 4485 9279 0004 8836	CALOPS
-----------------------------------	--------

INDIVIDUAL CARDHOLDER ACTIVITY

Travel Activity

Post Date	Tran Date	Reference Number	Transaction Description	Amount
12-18	12-14	24692163349102008622998	FAIRFIELD INN MARRIOTT TUSTIN CA M35013 ARRIVAL: 12-14-23	2,000.00
12-18	12-14	24692163349102008623004	FAIRFIELD INN MARRIOTT TUSTIN CA M35014 ARRIVAL: 12-14-23	2,000.00
12-18	12-14	24692163349102008623012	FAIRFIELD INN MARRIOTT TUSTIN CA M35015 ARRIVAL: 12-14-23	2,000.00
12-18	12-14	24692163349102008623020	FAIRFIELD INN MARRIOTT TUSTIN CA M35016 ARRIVAL: 12-14-23	2,000.00
12-18	12-14	24692163349102008623038	FAIRFIELD INN MARRIOTT TUSTIN CA M35017 ARRIVAL: 12-14-23	350.63
12-19	12-15	24011333352900012567191	RENAISSANCE NEWPORT BEACH 949-4762001 CA P.O.S.: 20231215104413340 SALES TAX: 0.00	1,500.00
Total Travel Activity				\$11,370.63

Fleet Activity

Post Date	Tran Date	Reference Number	Transaction Description	Amount
12-07	12-06	24427333340730260303764	MAVERIK #651 POCATELLO ID P.O.S.: 00610000651VPRY7026030376 SALES TAX: 0.00	22.03
Total Fleet Activity				\$22.03

THANETTE SHORT 4485-9200-4711-7077	CREDITS \$0.00	PURCHASES \$241.80	CASH ADV \$0.00	TOTAL ACTIVITY \$241.80
--	--------------------------	------------------------------	---------------------------	-----------------------------------

ACCOUNTING CODE:

Travel Activity

Post Date	Tran Date	Reference Number	Transaction Description	Amount
12-15	12-13	24692163348101202030595	SOUTHWES 5262233673341 800-435-9792 TX SHORT/THANETTE DEPART: 03-18-24 P.O.S.: SALES TAX: \$0.00 SMF WN A LGB WN F SMF	241.80
Total Travel Activity				\$241.80

JERRI KELM 4485-9200-5377-5768	CREDITS \$0.00	PURCHASES \$1,030.53	CASH ADV \$0.00	TOTAL ACTIVITY \$1,030.53
--	--------------------------	--------------------------------	---------------------------	-------------------------------------

ACCOUNTING CODE:

Travel Activity

Post Date	Tran Date	Reference Number	Transaction Description	Amount
12-11	12-08	24692163343106594174526	THE POINT PATIO BAR AN FRESNO CA P.O.S.: 003891 SALES TAX: 0.00	339.33
12-15	12-14	24035963348634001105068	AMERICAN AIR0012100364953 FORT WORTH TX KELM/JERRI DEPART: 05-04-24 P.O.S.: SALES TAX: \$0.00 FAT AA Q DFW AA Q SAV AA O DFW	443.40
12-15	12-14	24035963348634001106454	AMERICAN AIR0012100360461 FORT WORTH TX KELM/JERRI DEPART: 02-09-24 P.O.S.: SALES TAX: \$0.00 FAT AS N SAN AS Q FAT	247.80

ACCT. NUMBER: 4485 9279 0004 8836	CALOPS
-----------------------------------	--------

INDIVIDUAL CARDHOLDER ACTIVITY

Travel Activity

Post Date	Tran Date	Reference Number	Transaction Description	Amount
Total Travel Activity				\$1,030.53
ASHLEY TAYLOR 4485-9200-8565-3280			CREDITS \$0.00	PURCHASES \$824.00
			CASH ADV \$0.00	TOTAL ACTIVITY \$824.00
ACCOUNTING CODE:				

Purchasing Activity

Post Date	Tran Date	Reference Number	Transaction Description	Amount
Total Purchasing Activity				\$824.00
12-20 12-19 24116413353067727984344			PAYPAL *EFPTECHLLC 402-935-7733 CA P.O.S.: 72798434 SALES TAX: 59.27	824.00
RICARDO ROMERO 4485-9200-9654-8339			CREDITS \$0.00	PURCHASES \$457.54
			CASH ADV \$0.00	TOTAL ACTIVITY \$457.54
ACCOUNTING CODE:				

Purchasing Activity

Post Date	Tran Date	Reference Number	Transaction Description	Amount
Total Purchasing Activity				\$457.54
12-11 12-08 24399003342295005059619			BEST BUY 00001065 PALMDALE CA P.O.S.: 0000000000000000 SALES TAX: 35.79	384.79
12-13 12-11 24943003346985696040855			GUIARCENTER.COM INTERNE 866-498-7882 CA P.O.S.: 38334566690775886 SALES TAX: 4.92	72.75

FINANCE DEPARTMENT 4485-9201-0377-7327			CREDITS \$0.00	PURCHASES \$4,536.84	CASH ADV \$0.00	TOTAL ACTIVITY \$4,536.84
ACCOUNTING CODE:						

Purchasing Activity

Post Date	Tran Date	Reference Number	Transaction Description	Amount
Total Purchasing Activity				\$4,500.00
12-14 12-13 24559303347900016709285			CCSS 916-3186800 CA P.O.S.: 0957 SALES TAX: 0.00	4,500.00

Miscellaneous Activity

Post Date	Tran Date	Reference Number	Transaction Description	Amount
Total Miscellaneous Activity				\$36.84
12-19 12-18 24492153352719368932365			AGASERVICCO MAR TT ALLIANZINS.US VA P.O.S.: 36893236 SALES TAX: 0.00	36.84

MACKENZIE DURAN 4485-9201-0993-6299			CREDITS \$0.00	PURCHASES \$285.00	CASH ADV \$0.00	TOTAL ACTIVITY \$285.00
ACCOUNTING CODE:						

ACCT. NUMBER: 4485 9279 0004 8836	CALOPS
-----------------------------------	--------

INDIVIDUAL CARDHOLDER ACTIVITY

Purchasing Activity

Post Date	Tran Date	Reference Number	Transaction Description	Amount
12-15	12-14	24492163348000049548771	TBL* ACES TEACHABLE.COM NY P.O.S.: opsntjphylfg SALES TAX: 0.00	285.00

Total Purchasing Activity \$285.00

LACHELLE CARTER 4485-9201-1277-6922	CREDITS \$0.00	PURCHASES \$802.41	CASH ADV \$0.00	TOTAL ACTIVITY \$802.41
---	--------------------------	------------------------------	---------------------------	-----------------------------------

ACCOUNTING CODE:

Travel Activity

Post Date	Tran Date	Reference Number	Transaction Description	Amount
12-08	12-06	24692163341104779383808	SOUTHWES 5262231703698 800-435-9792 TX CARTER/LACHELLE N DEPART: 12-12-23 P.O.S.: SALES TAX: \$0.00 LGB WN H OAK WN H LGB	583.79

12-14	12-12	24055223347016000768044	LAZ PARKING 470179-SKI LONG BEACH CA P.O.S.: 00076804 SALES TAX: 2.32	25.00
-------	-------	-------------------------	--	-------

12-14	12-12	24692163347100154454804	STARBUCKS STORE 05206 DUBLIN CA P.O.S.: 61F261AFA2C2680220 SALES TAX: 0.00	10.90
-------	-------	-------------------------	---	-------

12-14	12-12	24692163347109779200971	TST* HIGH FLYING FOODS - OAKLAND CA P.O.S.: m3fwx4tPzNsK0mi62 SALES TAX: 1.93	24.43
-------	-------	-------------------------	--	-------

12-14	12-12	24941353347613816736828	HERTZ #0124212 OAKLAND CA 816736826	141.52
-------	-------	-------------------------	--	--------

Total Travel Activity \$785.64

Fleet Activity

Post Date	Tran Date	Reference Number	Transaction Description	Amount
12-14	12-12	24427333347120001502085	SAN LEANDRO VALERO SAN LEANDRO CA P.O.S.: 02012013025VPRYF260150202 SALES TAX: 1.62	16.77

Total Fleet Activity \$16.77

STEPHEN FORD 4485-9201-2531-5460	CREDITS \$0.00	PURCHASES \$425.94	CASH ADV \$0.00	TOTAL ACTIVITY \$425.94
--	--------------------------	------------------------------	---------------------------	-----------------------------------

ACCOUNTING CODE:

Purchasing Activity

Post Date	Tran Date	Reference Number	Transaction Description	Amount
12-19	12-18	24399003352295004092741	BEST BUY MHT 00001966 MCKINNEY TX P.O.S.: 0000000000000000 SALES TAX: 32.46	425.94

Total Purchasing Activity \$425.94

JULIE COLOMBERO 4485-9201-2888-3134	CREDITS \$0.00	PURCHASES \$3,034.90	CASH ADV \$0.00	TOTAL ACTIVITY \$3,034.90
---	--------------------------	--------------------------------	---------------------------	-------------------------------------

ACCOUNTING CODE:

ACCT. NUMBER: 4485 9279 0004 8836	CALOPS
-----------------------------------	--------

INDIVIDUAL CARDHOLDER ACTIVITY

Purchasing Activity

Post Date	Tran Date	Reference Number	Transaction Description	Amount
12-13	12-12	24692163346109519080999	4IMPRINT, INC 4IMPRINT.COM WI P.O.S.: 26371522 SALES TAX: 22.67	330.09
12-13	12-12	24692163346109519084827	4IMPRINT, INC 4IMPRINT.COM WI P.O.S.: 26371154 SALES TAX: 22.67	330.09
12-26	12-23	74208473357000008647391	YOUCANBOOK.ME BEDFORD	36.62
Total Purchasing Activity				\$696.80

Travel Activity

Post Date	Tran Date	Reference Number	Transaction Description	Amount
12-13	12-12	24116413346067418606396	FESTIVAL OF BOOKS 424-288-9162 CA P.O.S.: 41860639 SALES TAX: 168.17	2,338.10
Total Travel Activity				\$2,338.10

HEATHER TAMAYO 4485-9201-5987-5843	CREDITS \$0.00	PURCHASES \$1,480.00	CASH ADV \$0.00	TOTAL ACTIVITY \$1,480.00
--	--------------------------	--------------------------------	---------------------------	-------------------------------------

ACCOUNTING CODE:

Purchasing Activity

Post Date	Tran Date	Reference Number	Transaction Description	Amount
12-20	12-19	24755423353263538665538	CA ASSOC OF TEACHERS OF E 619-2223934 CA P.O.S.: 292153 SALES TAX: 0.00	1,480.00
Total Purchasing Activity				\$1,480.00



INVOICE

Speech-Language Pathology Services - November 2023

Milestones Therapy Group, A Prof. SLP Corporation
1968 S. Coast Hwy., Suite 370
Laguna Beach, California 92651
United States

949-229-2021
www.milestonetherapygroup.com

BILL TO
California Online Public Schools,
Connections Academy
33272 Valle Road
San Juan Capistrano, California 92675
United States

Invoice Number: 1095

Invoice Date: January 13, 2024

Payment Due: February 27, 2024

Amount Due (USD): \$56,568.63

Pay Securely Online

Services	Amount
Speech-language pathology services SoCal (11/01/2023-11/30/2023)	\$35,226.00
Speech-language pathology services NorCal (11/01/2023-11/30/2023)	\$8,485.35
Speech-language pathology services Central Valley (11/01/2023-11/30/2023)	\$7,834.62
Speech-language pathology services Central Coast (11/01/2023-11/30/2023)	\$1,734.68
Speech-language pathology services Monterey Bay (11/01/2023-11/30/2023)	\$2,843.76
Speech-language pathology services North Bay (11/01/2023-11/30/2023)	\$444.22



INVOICE

Speech-Language Pathology Services - November 2023

Milestones Therapy Group, A Prof. SLP Corporation
1968 S. Coast Hwy., Suite 370
Laguna Beach, California 92651
United States

949-229-2021
www.milestonetherapygroup.com

Subtotal: \$56,568.63

Total: \$56,568.63

Amount Due (USD): \$56,568.63

Pay Securely Online



link.waveapps.com/pvscxs-4yg5jq

Notes / Terms

For details of the services listed on this summary invoice, please:
Refer to the email attachment sent to sped-finance@californiaops.org

Thank you for your business!

Page 2 of 2 for Invoice #1095

CAPCO

BILLING INVOICE

Invoice #	3175	Bill To:	California Online Public School
Invoice Date:	11/30/23		Attn: La Chelle Carter
Name:	El Paseo Children's Center Inc		
Mailing Address	74075 El Paseo Drive, Suite A2B		lacarter@calca.connectionsacademy.org
	Palm Desert, CA 92260		SPED-Finance@californiaops.org
Telephone	760-342-4900		abatin@calca.connectionsacademy.org

Provider	Invoice #	Region	Student	Service Type	Service	Actual Service	Billable Service in	Hourly Fee	Amount Due for	Miles	Miles Traveled x
Aaliyah Olvera	3175	CapCo		535	11/7/23	0.83	0.5	110	\$55.00		\$0.00
Aaliyah Olvera	3175	CapCo		535	11/14/23	0.83	0.5	110	\$55.00		\$0.00
Aaliyah Olvera	3175	CapCo		535	11/28/23	0.83	1	110	\$110.00		\$0.00
Abigail Smalligan	3175	CapCo		IEP Meeting	11/8/23	1.50	1.5	100	\$150.00		\$0.00
Adriana Covarubias	3175	CapCo		OT Services	11/1/23	0.50	0.5	110	\$55.00		\$0.00
Adriana Covarubias	3175	CapCo		OT Services	11/3/23	1.00	1	110	\$110.00		\$0.00
Adriana Covarubias	3175	CapCo		OT Services	11/3/23	0.50	1	110	\$110.00		\$0.00
Adriana Covarubias	3175	CapCo		OT Services	11/3/23	0.50	1	110	\$110.00		\$0.00
Adriana Covarubias	3175	CapCo		IEP Meeting	11/3/23	1.00	1	100	\$100.00		\$0.00
Ahmire McKoy	3175	CapCo		Ed Psych Assessment	11/2/23	n/a	n/a	n/a	\$1,950.00	176.00	\$115.28
Ahmire McKoy	3175	CapCo		Ed Psych Assessment	11/4/23	n/a	n/a	n/a	\$1,950.00	177.00	\$115.94
Ahmire McKoy	3175	CapCo		Ed Psych Assessment	11/14/23	n/a	n/a	n/a	\$1,950.00	62.00	\$40.61
Ahmire McKoy	3175	CapCo		Ed Psych Assessment	11/12/23	n/a	n/a	n/a	\$1,950.00	190.00	\$124.45
Ahmire McKoy	3175	CapCo		Ed Psych Assessment	11/7/23	n/a	n/a	n/a	\$1,950.00	142.00	\$93.01
Ahmire McKoy	3175	CapCo		Ed Psych Assessment	11/10/23	n/a	n/a	n/a	\$1,950.00	199.00	\$130.35
Ahmire McKoy	3175	CapCo		Ed Psych Assessment	11/9/23	n/a	n/a	n/a	\$1,950.00	112.00	\$73.36
Ahmire McKoy	3175	CapCo		Ed Psych Assessment	11/2/23	n/a	n/a	n/a	\$1,950.00	104.00	\$68.12
Ahmire McKoy	3175	CapCo		Ed Psych Assessment	11/28/23	n/a	n/a	n/a	\$1,950.00	111.00	\$72.71
Ahmire McKoy	3175	CapCo		Ed Psych Assessment	11/29/23	n/a	n/a	n/a	\$1,950.00	190.00	\$124.45
Ahmire McKoy	3175	CapCo		Ed Psych Assessment	11/30/23	n/a	n/a	n/a	\$1,950.00	186.00	\$121.83
Ahmire McKoy	3175	CapCo		Ed Psych Assessment	11/30/23	n/a	n/a	n/a	\$1,950.00	24.00	\$15.72
Ahmire McKoy	3175	CapCo		IEP Meeting	11/7/23	1.50	1.5	100	\$150.00		\$0.00
Ahmire McKoy	3175	CapCo		IEP Meeting	11/15/23	1.50	1.5	100	\$150.00		\$0.00
Ahmire McKoy	3175	CapCo		IEP Meeting	11/15/23	1.00	1	100	\$100.00		\$0.00
Ahmire McKoy	3175	CapCo		IEP Meeting	11/9/23	1.50	1.5	100	\$150.00		\$0.00
Ahmire McKoy	3175	CapCo		IEP Meeting	11/13/23	1.50	1.5	100	\$150.00		\$0.00
Ahmire McKoy	3175	CapCo		IEP Meeting	11/11/23	1.50	1.5	100	\$150.00		\$0.00
Ahmire McKoy	3175	CapCo		IEP Meeting	11/3/23	1.50	1.5	100	\$150.00		\$0.00
Ahmire McKoy	3175	CapCo		IEP Meeting	11/30/23	1.50	1.5	100	\$150.00		\$0.00
Ailien Nguyenly	3175	CapCo		OT Services	11/3/23	0.50	1	110	\$110.00		\$0.00
Ailien Nguyenly	3175	CapCo		OT Services	11/3/23	0.50	1	110	\$110.00		\$0.00
Ailien Nguyenly	3175	CapCo		OT Services	11/17/23	0.50	1	110	\$110.00		\$0.00
Ailien Nguyenly	3175	CapCo		OT Services	11/3/23	0.50	1	110	\$110.00		\$0.00
Ailien Nguyenly	3175	CapCo		OT Services	11/3/23	0.50	1	110	\$110.00		\$0.00
Ailien Nguyenly	3175	CapCo		OT Services	11/17/23	0.50	1	110	\$110.00		\$0.00
Ailien Nguyenly	3175	CapCo		OT Services	11/17/23	0.50	0.5	110	\$55.00		\$0.00
Ailien Nguyenly	3175	CapCo		OT Services	11/17/23	0.50	1	110	\$110.00		\$0.00
Ailien Nguyenly	3175	CapCo		OT Services	11/17/23	0.50	0.5	110	\$55.00		\$0.00
Alejandra Anonical	3175	CapCo		IEP Meeting	11/6/23	1.00	1	100	\$100.00		\$0.00
Alejandra Anonical	3175	CapCo		IEP Meeting	10/11/23	1.00	1	100	\$100.00		\$0.00
Alejandra Anonical	3175	CapCo		IEP Meeting	10/30/23	1.50	1.5	100	\$150.00		\$0.00
Alejandra Anonical	3175	CapCo		IEP Meeting	10/24/23	1.00	1	100	\$100.00		\$0.00
Alejandra Anonical	3175	CapCo		IEP Meeting	10/25/23	1.00	1	100	\$100.00		\$0.00
Alejandra Anonical	3175	CapCo		IEP Meeting	10/16/23	1.00	1	100	\$100.00		\$0.00
Alejandra Anonical	3175	CapCo		IEP Meeting	11/7/23	1.00	1	100	\$100.00		\$0.00
Alejandra Anonical	3175	CapCo		IEP Meeting	11/3/23	1.00	1	100	\$100.00		\$0.00
Alejandra Anonical	3175	CapCo		IEP Meeting	11/15/23	1.00	1	100	\$100.00		\$0.00
Alejandra Anonical	3175	CapCo		IEP Meeting	10/23/23	1.00	1	100	\$100.00		\$0.00
Alejandra Anonical	3175	CapCo		IEP Meeting	10/19/23	1.00	1	100	\$100.00		\$0.00
Alejandra Anonical	3175	CapCo		IEP Meeting	10/20/23	1.00	1	100	\$100.00		\$0.00
Alejandra Anonical	3175	CapCo		IEP Meeting	10/19/23	1.00	1	100	\$100.00		\$0.00
Alejandra Anonical	3175	CapCo		IEP Meeting	10/9/23	1.00	1	100	\$100.00		\$0.00
Alejandra Anonical	3175	CapCo		IEP Meeting	11/6/23	1.00	1	100	\$100.00		\$0.00
Alejandra Anonical	3175	CapCo		IEP Meeting	11/27/23	1.00	1	100	\$100.00		\$0.00
Alicia Paoletta	3175	CapCo		Ed Psych Assessment	10/30/23	n/a	n/a	n/a	\$1,950.00	6.00	\$3.93
Alicia Paoletta	3175	CapCo		Ed Psych Assessment	11/10/23	n/a	n/a	n/a	\$1,950.00	9.20	\$6.03
Alicia Paoletta	3175	CapCo		Ed Psych Assessment	11/20/23	n/a	n/a	n/a	\$1,950.00	152.00	\$99.56
Alicia Paoletta	3175	CapCo		Ed Psych Assessment	11/21/23	n/a	n/a	n/a	\$1,950.00	57.20	\$37.47
Alicia Paoletta	3175	CapCo		Manifestation Determination	11/14/23	n/a	n/a	n/a	\$750.00		\$0.00
Alicia Paoletta	3175	CapCo		Manifestation Determination	11/28/23	n/a	n/a	n/a	\$750.00		\$0.00
Alicia Paoletta	3175	CapCo		Manifestation Determination	11/29/23	n/a	n/a	n/a	\$750.00		\$0.00
Alicia Paoletta	3175	CapCo		Manifestation Determination	11/29/23	n/a	n/a	n/a	\$750.00		\$0.00

Alicia Paoletta	3175	CapCo	IEP Meeting	11/16/23	1.00	1	100	\$100.00		\$0.00
Alicia Paoletta	3175	CapCo	IEP Meeting	11/29/23	1.00	1	100	\$100.00		\$0.00
Alyce Rouse	3175	CapCo	Speech Assessment	10/23/23	10.50	10.5	110	\$1,155.00		\$0.00
Alyce Rouse	3175	CapCo	Speech Assessment	11/12/23	10.50	10.5	110	\$1,155.00		\$0.00
Alyce Rouse	3175	CapCo	IEP Meeting	11/15/23	1.00	1	100	\$100.00		\$0.00
Alyce Rouse	3175	CapCo	IEP Meeting	11/16/23	1.00	1	100	\$100.00		\$0.00
Alyce Rouse	3175	CapCo	IEP Meeting	11/16/23	1.00	1	100	\$100.00		\$0.00
Alyce Rouse	3175	CapCo	IEP Meeting	11/29/23	1.00	1	100	\$100.00		\$0.00
Alyce Rouse	3175	CapCo	IEP Meeting	11/29/23	1.00	1	100	\$100.00		\$0.00
Alyssa Guerrero	3175	CapCo	OT Assessment	11/15/23	10.50	10.5	110	\$1,155.00		\$0.00
Alyssa Guerrero	3175	CapCo	OT Assessment	11/21/23	10.50	10.5	110	\$1,155.00		\$0.00
Alyssa Guerrero	3175	CapCo	OT Assessment	11/21/23	10.50	10.5	110	\$1,155.00		\$0.00
Alyssa Guerrero	3175	CapCo	OT Services	11/28/23	0.50	1.5	110	\$165.00	5.20	\$3.41
Alyssa Guerrero	3175	CapCo	IEP Meeting	11/2/23	1.00	1	100	\$100.00		\$0.00
Alyssa Guerrero	3175	CapCo	IEP Meeting	11/13/23	1.00	1	100	\$100.00		\$0.00
Alyssa Guerrero	3175	CapCo	IEP Meeting	11/14/23	1.00	1	100	\$100.00		\$0.00
Alyssa Guerrero	3175	CapCo	IEP Meeting	11/15/23	1.00	1	100	\$100.00		\$0.00
Alyssa Guerrero	3175	CapCo	IEP Meeting	11/15/23	0.50	1	100	\$100.00		\$0.00
Alyssa Guerrero	3175	CapCo	IEP Meeting	11/15/23	2.00	2	100	\$200.00		\$0.00
Alyssa Guerrero	3175	CapCo	IEP Meeting	11/30/23	1.00	1	100	\$100.00		\$0.00
Alyssa Guerrero	3175	CapCo	IEP Meeting	11/30/23	1.50	1.5	100	\$150.00		\$0.00
Amanda Olley	3175	CapCo	510	11/7/23	0.50	1	100	\$100.00		\$0.00
Amanda Olley	3175	CapCo	510	11/14/23	0.50	1	100	\$100.00		\$0.00
Amanda Olley	3175	CapCo	510	11/28/23	0.50	1	100	\$100.00		\$0.00
Amanda Olley	3175	CapCo	520	11/27/23	0.50	1	120	\$120.00		\$0.00
Amanda Olley	3175	CapCo	520	11/6/23	0.50	1	120	\$120.00		\$0.00
Amanda Olley	3175	CapCo	520	11/13/23	0.50	1	120	\$120.00		\$0.00
Amanda Olley	3175	CapCo	535	11/1/23	0.50	1	110	\$110.00		\$0.00
Amanda Olley	3175	CapCo	510	11/3/23	1.00	1	100	\$100.00		\$0.00
Amanda Olley	3175	CapCo	520	11/3/23	0.50	1	120	\$120.00		\$0.00
Amanda Olley	3175	CapCo	535	11/8/23	0.50	1	110	\$110.00		\$0.00
Amanda Olley	3175	CapCo	510	11/9/23	0.50	1	100	\$100.00		\$0.00
Amanda Olley	3175	CapCo	520	11/8/23	0.50	1	120	\$120.00		\$0.00
Amanda Olley	3175	CapCo	510	11/17/23	0.50	1	100	\$100.00		\$0.00
Amanda Olley	3175	CapCo	520	11/17/23	0.50	1	120	\$120.00		\$0.00
Amanda Olley	3175	CapCo	535	11/15/23	0.50	1	110	\$110.00		\$0.00
Amanda Olley	3175	CapCo	510	11/6/23	0.50	1	100	\$100.00		\$0.00
Amanda Olley	3175	CapCo	510	11/13/23	0.50	1	100	\$100.00		\$0.00
Amanda Olley	3175	CapCo	510	11/27/23	0.50	1	100	\$100.00		\$0.00
Amanda Olley	3175	CapCo	515	11/1/23	0.50	1	95	\$95.00		\$0.00
Amanda Olley	3175	CapCo	515	11/8/23	0.50	1	95	\$95.00		\$0.00
Amanda Olley	3175	CapCo	515	11/15/23	0.50	1	95	\$95.00		\$0.00
Amanda Olley	3175	CapCo	515	11/29/23	0.50	1	95	\$95.00		\$0.00
Amanda Olley	3175	CapCo	515	11/1/23	0.50	1	95	\$95.00		\$0.00
Amanda Olley	3175	CapCo	515	11/30/23	0.50	1	95	\$95.00		\$0.00
Amanda Olley	3175	CapCo	510	11/2/23	0.50	1	100	\$100.00		\$0.00
Amanda Olley	3175	CapCo	510	11/7/23	0.50	1	100	\$100.00		\$0.00
Amanda Olley	3175	CapCo	510	11/14/23	0.50	1	100	\$100.00		\$0.00
Amanda Olley	3175	CapCo	510	11/28/23	0.50	1	100	\$100.00		\$0.00
Amanda Olley	3175	CapCo	515	11/16/23	0.50	1	95	\$95.00		\$0.00
Amanda Olley	3175	CapCo	520	11/16/23	0.50	1	120	\$120.00		\$0.00
Amanda Olley	3175	CapCo	515	11/9/23	0.50	1	95	\$95.00		\$0.00
Amanda Olley	3175	CapCo	515	11/16/23	0.50	1	95	\$95.00		\$0.00
Ana Carrera	3175	CapCo	Ed Assessment	10/10/23	n/a	n/a	n/a	\$1,950.00	72.00	\$47.16
Ana Carrera	3175	CapCo	Ed Assessment	11/30/23	n/a	n/a	n/a	\$1,950.00	7.00	\$4.59
Ana Carrera	3175	CapCo	Ed Assessment	11/30/23	n/a	n/a	n/a	\$1,950.00	32.00	\$20.96
Angelica Diaz	3175	CapCo	DHH Services	11/13/23	0.25	1	110	\$110.00		\$0.00
Angelica Diaz	3175	CapCo	DHH Services	11/27/23	0.33	0.5	110	\$55.00		\$0.00
Angelica Diaz	3175	CapCo	DHH Services	11/13/23	0.50	1	110	\$110.00		\$0.00
Ariana Vista	3175	CapCo	OT Services	10/17/23	0.66	1	110	\$110.00		\$0.00
Ariana Vista	3175	CapCo	OT Services	10/24/23	0.66	0.5	110	\$55.00		\$0.00
Ariana Vista	3175	CapCo	OT Services	11/7/23	0.66	1	110	\$110.00		\$0.00
Ariana Vista	3175	CapCo	OT Services	11/28/23	0.66	1	110	\$110.00		\$0.00
Ariana Vista	3175	CapCo	OT Services	11/15/23	0.66	1	110	\$110.00		\$0.00
Arlene Mar	3175	CapCo	Ed Assessment	11/5/23	n/a	n/a	n/a	\$1,950.00	54.20	\$35.50
Arlene Mar	3175	CapCo	IEP Meeting	11/1/23	1.00	1	100	\$100.00		\$0.00
Arlene Mar	3175	CapCo	IEP Meeting	11/2/23	1.50	1.5	100	\$150.00		\$0.00
Arlene Mar	3175	CapCo	IEP Meeting	11/13/23	1.50	1.5	100	\$150.00		\$0.00
Arlene Mar	3175	CapCo	IEP Meeting	11/2/23	1.50	1.5	100	\$150.00		\$0.00
Arlene Mar	3175	CapCo	IEP Meeting	11/16/23	1.50	1.5	100	\$150.00		\$0.00
Armando Alvarez	3175	CapCo	IEP Meeting	11/3/23	1.00	1	100	\$100.00		\$0.00

California Online Public Schools - California Online Public Schools (CalOPS) Board Meeting - Agenda - Tuesday March 5, 2024 at 3:30 PM

Armando Alvarez	3175	CapCo	IEP Meeting	11/8/23	1.00	1	100	\$100.00		\$0.00
Armando Alvarez	3175	CapCo	IEP Meeting	11/2/23	1.00	1	100	\$100.00		\$0.00
Armando Alvarez	3175	CapCo	IEP Meeting	11/29/23	1.00	1	100	\$100.00		\$0.00
Armando Alvarez	3175	CapCo	Speech Assessment	10/2/23	10.50	10.5	110	\$1,155.00		\$0.00
Armando Alvarez	3175	CapCo	Speech Assessment	11/4/23	10.50	10.5	110	\$1,155.00		\$0.00
Armando Alvarez	3175	CapCo	Speech Assessment	11/8/23	10.50	10.5	110	\$1,155.00		\$0.00
Armando Alvarez	3175	CapCo	Speech Assessment	11/9/23	10.50	10.5	110	\$1,155.00		\$0.00
Armando Alvarez	3175	CapCo	Speech Assessment	11/9/23	10.50	10.5	110	\$1,155.00		\$0.00
Briana Meshke McLay	3175	CapCo	Ed Assessment	10/15/23	n/a	n/a	n/a	\$1,950.00	164.00	\$107.42
Candice Gayle	3175	CapCo	PT Services	11/8/23	0.50	0.5	110	\$55.00		\$0.00
Candice Gayle	3175	CapCo	PT Services	11/9/23	0.50	0.5	110	\$55.00		\$0.00
Cari Geiss	3175	CapCo	Ed Assessment	11/7/23	n/a	n/a	n/a	\$1,950.00		\$0.00
Carissa Nation	3175	CapCo	Speech Services	11/9/23	0.50	1	110	\$110.00		\$0.00
Carissa Nation	3175	CapCo	Speech Services	11/16/23	0.50	1	110	\$110.00		\$0.00
Carissa Nation	3175	CapCo	Speech Services	11/30/23	0.50	1	110	\$110.00		\$0.00
Carissa Nation	3175	CapCo	Speech Services	11/3/23	0.83	3.75	110	\$412.50	75.00	\$49.13
Carissa Nation	3175	CapCo	Speech Services	11/17/23	0.83	4.5	110	\$495.00	85.00	\$55.68
Carissa Nation	3175	CapCo	Speech Services	11/2/23	0.50	1	110	\$110.00		\$0.00
Carissa Nation	3175	CapCo	Speech Services	11/3/23	0.50	1	110	\$110.00		\$0.00
Carissa Nation	3175	CapCo	Speech Services	11/3/23	0.50	1	110	\$110.00		\$0.00
Carissa Nation	3175	CapCo	Speech Services	11/2/23	0.50	1	110	\$110.00		\$0.00
Carissa Nation	3175	CapCo	Speech Services	11/30/23	0.50	1	110	\$110.00		\$0.00
Carissa Nation	3175	CapCo	Speech Services	11/16/23	0.50	1	110	\$110.00		\$0.00
Carissa Nation	3175	CapCo	Speech Services	11/30/23	0.50	1	110	\$110.00		\$0.00
Carissa Nation	3175	CapCo	Speech Services	11/2/23	1.00	1	110	\$110.00		\$0.00
Carissa Nation	3175	CapCo	Speech Services	11/9/23	1.00	1	110	\$110.00		\$0.00
Chelsey Lane	3175	CapCo	APE Services	11/30/23	1.00	1	110	\$110.00		\$0.00
Chelsey Lane	3175	CapCo	APE Services	11/30/23	1.00	1	110	\$110.00		\$0.00
Christy Dixon	3175	CapCo	IEP Meeting	11/28/23	1.00	1	100	\$100.00		\$0.00
Colin Hackett	3175	CapCo	IEP Meeting	11/3/23	1.50	1.5	100	\$150.00		\$0.00
Dana Cary	3175	CapCo	OT Assessment	11/2/23	10.50	10.5	110	\$1,155.00		\$0.00
Dana Cary	3175	CapCo	OT Assessment	11/15/23	10.50	10.5	110	\$1,155.00		\$0.00
Danielle Roghair	3175	CapCo	OT Assessment	10/29/23	10.50	10.5	110	\$1,155.00		\$0.00
Danielle Roghair	3175	CapCo	IEP Meeting	10/17/23	1.00	1	100	\$100.00		\$0.00
Danielle Roghair	3175	CapCo	IEP Meeting	10/19/23	1.00	1	100	\$100.00		\$0.00
Danielle Roghair	3175	CapCo	IEP Meeting	10/19/23	1.00	1	100	\$100.00		\$0.00
Danielle Roghair	3175	CapCo	IEP Meeting	11/8/23	1.00	1	100	\$100.00		\$0.00
Diana Cadigan	3175	CapCo	DHH Assessment	11/13/23	10.50	10.5	110	\$1,155.00		\$0.00
Eleonora Magri	3175	CapCo	535 Student	11/1/23	1.00	1	110	\$110.00		\$0.00
Eleonora Magri	3175	CapCo	535 Student	11/3/23	1.00	1	110	\$110.00		\$0.00
Eleonora Magri	3175	CapCo	535 Student	11/7/23	1.00	1	110	\$110.00		\$0.00
Eleonora Magri	3175	CapCo	535 Student	11/9/23	1.00	1	110	\$110.00		\$0.00
Eleonora Magri	3175	CapCo	535 Student	11/13/23	1.00	1	110	\$110.00		\$0.00
Eleonora Magri	3175	CapCo	535 Student	11/15/23	1.00	1	110	\$110.00		\$0.00
Eleonora Magri	3175	CapCo	535 Student	11/10/23	1.00	1	110	\$110.00		\$0.00
Eleonora Magri	3175	CapCo	535 Student	11/16/23	1.00	1	110	\$110.00		\$0.00
Eleonora Magri	3175	CapCo	535 Student	11/17/23	1.00	1	110	\$110.00		\$0.00
Eleonora Magri	3175	CapCo	535 Student	11/27/23	1.00	1	110	\$110.00		\$0.00
Eleonora Magri	3175	CapCo	535 Student	11/28/23	1.00	1	110	\$110.00		\$0.00
Eleonora Magri	3175	CapCo	535 Student	11/20/23	1.00	1	110	\$110.00		\$0.00
Eleonora Magri	3175	CapCo	535 Student	11/21/23	1.00	1	110	\$110.00		\$0.00
Eleonora Magri	3175	CapCo	535 Student	11/22/23	1.00	1	110	\$110.00		\$0.00
Eleonora Magri	3175	CapCo	535 Student	11/2/23	1.00	0.5	110	\$55.00		\$0.00
Eleonora Magri	3175	CapCo	535 Student	11/6/23	1.00	0.5	110	\$55.00		\$0.00
Eleonora Magri	3175	CapCo	535 Student	11/8/23	1.00	0.5	110	\$55.00		\$0.00
Eleonora Magri	3175	CapCo	535 Student	11/14/23	1.00	0.5	110	\$55.00		\$0.00
Eleonora Magri	3175	CapCo	535 Student	11/29/23	1.00	0.5	110	\$55.00		\$0.00
Eleonora Magri	3175	CapCo	535 Student	11/30/23	1.00	0.5	110	\$55.00		\$0.00
Eleonora Magri	3175	CapCo	535 Student	11/6/23	0.50	1	110	\$110.00		\$0.00
Eleonora Magri	3175	CapCo	535 Parent	11/6/23	0.25	1	110	\$110.00		\$0.00
Eleonora Magri	3175	CapCo	535 Parent	11/13/23	0.25	1	110	\$110.00		\$0.00
Eleonora Magri	3175	CapCo	535 Parent	11/27/23	0.25	1	110	\$110.00		\$0.00
Eleonora Magri	3175	CapCo	535 Student	11/3/23	0.50	1	110	\$110.00		\$0.00
Eleonora Magri	3175	CapCo	535 Student	11/6/23	0.50	1	110	\$110.00		\$0.00
Eleonora Magri	3175	CapCo	535 Student	11/13/23	0.50	1	110	\$110.00		\$0.00
Eleonora Magri	3175	CapCo	535 Student	11/17/23	0.50	1	110	\$110.00		\$0.00
Eleonora Magri	3175	CapCo	535 Student	11/27/23	0.50	1	110	\$110.00		\$0.00
Eleonora Magri	3175	CapCo	520 Parent BIS	11/17/23	0.50	1	120	\$120.00		\$0.00
Eleonora Magri	3175	CapCo	535 Student	11/1/23	1.50	1.75	110	\$192.50		\$0.00
Eleonora Magri	3175	CapCo	535 Student	11/2/23	2.00	2	110	\$220.00		\$0.00
Eleonora Magri	3175	CapCo	535 Student	11/6/23	2.00	2	110	\$220.00		\$0.00

Eleonora Magri	3175	CapCo	535 Student	11/7/23	1.50	2	110	\$220.00	\$0.00
Eleonora Magri	3175	CapCo	535 Student	11/9/23	1.50	2	110	\$220.00	\$0.00
Eleonora Magri	3175	CapCo	535 Student	11/14/23	1.50	2	110	\$220.00	\$0.00
Eleonora Magri	3175	CapCo	535 Student	11/16/23	2.00	2	110	\$220.00	\$0.00
Eleonora Magri	3175	CapCo	535 Student	11/17/23	2.00	2	110	\$220.00	\$0.00
Eleonora Magri	3175	CapCo	535 Student	11/27/23	2.00	2	110	\$220.00	\$0.00
Eleonora Magri	3175	CapCo	535 Student	11/28/23	2.00	2	110	\$220.00	\$0.00
Eleonora Magri	3175	CapCo	535 Student	11/30/23	2.00	2	110	\$220.00	\$0.00
Eleonora Magri	3175	CapCo	520 Parent BIS	11/6/23	0.50	1	120	\$120.00	\$0.00
Eleonora Magri	3175	CapCo	520 Parent BIS	11/3/23	0.50	0.5	120	\$60.00	\$0.00
Eleonora Magri	3175	CapCo	535 Student	11/20/23	1.50	1.5	110	\$165.00	\$0.00
Eleonora Magri	3175	CapCo	535 Student	11/21/23	2.00	2	110	\$220.00	\$0.00
Eleonora Magri	3175	CapCo	535 Student	11/22/23	2.00	2	110	\$220.00	\$0.00
Eleonora Magri	3175	CapCo	535 Student	11/6/23	0.50	1	110	\$110.00	\$0.00
Eleonora Magri	3175	CapCo	535 Student	11/16/23	1.00	1	110	\$110.00	\$0.00
Eleonora Magri	3175	CapCo	535 Student	11/27/23	1.00	1	110	\$110.00	\$0.00
Eleonora Magri	3175	CapCo	535 Student	11/28/23	1.00	1	110	\$110.00	\$0.00
Eleonora Magri	3175	CapCo	535 Student	11/29/23	1.00	1	110	\$110.00	\$0.00
Eleonora Magri	3175	CapCo	535 Student	11/30/23	1.00	1	110	\$110.00	\$0.00
Eleonora Magri	3175	CapCo	535 Student	11/1/23	1.00	0.5	110	\$55.00	\$0.00
Eleonora Magri	3175	CapCo	535 Student	11/2/23	1.00	0.5	110	\$55.00	\$0.00
Eleonora Magri	3175	CapCo	535 Student	11/6/23	1.00	0.5	110	\$55.00	\$0.00
Eleonora Magri	3175	CapCo	535 Student	11/7/23	1.00	0.5	110	\$55.00	\$0.00
Eleonora Magri	3175	CapCo	535 Student	11/8/23	1.00	0.5	110	\$55.00	\$0.00
Eleonora Magri	3175	CapCo	535 Student	11/9/23	1.00	0.5	110	\$55.00	\$0.00
Eleonora Magri	3175	CapCo	535 Student	11/13/23	1.00	0.5	110	\$55.00	\$0.00
Eleonora Magri	3175	CapCo	535 Student	11/14/23	1.00	0.5	110	\$55.00	\$0.00
Eleonora Magri	3175	CapCo	535 Student	11/15/23	1.00	0.5	110	\$55.00	\$0.00
Eleonora Magri	3175	CapCo	535 Student	11/16/23	1.00	1	110	\$110.00	\$0.00
Eleonora Magri	3175	CapCo	535 Parent	11/29/23	1.50	1.5	110	\$165.00	\$0.00
Eleonora Magri	3175	CapCo	535 Parent	11/20/23	1.00	1	110	\$110.00	\$0.00
Eleonora Magri	3175	CapCo	535 Parent	11/30/23	1.50	0.75	110	\$82.50	\$0.00
Eleonora Magri (m/u)	3175	CapCo	535 Student	11/1/23	1.50	1.5	110	\$165.00	\$0.00
Eleonora Magri	3175	CapCo	535 Student	11/9/23	1.50	1.5	110	\$165.00	\$0.00
Eleonora Magri	3175	CapCo	535 Student	11/15/23	1.50	1.5	110	\$165.00	\$0.00
Eleonora Magri	3175	CapCo	535 Student	11/10/23	1.50	1.5	110	\$165.00	\$0.00
Eleonora Magri	3175	CapCo	IEP Meeting	11/13/23	1	1	100	\$100.00	\$0.00
Eleonora Magri	3175	CapCo	IEP Meeting	11/13/23	1.00	1	100	\$100.00	\$0.00
Eleonora Magri	3175	CapCo	IEP Meeting	11/13/23	1.50	1.5	100	\$150.00	\$0.00
Elizabeth Vosseler	3175	CapCo	IEP Meeting	11/16/23	1.00	1	100	\$100.00	\$0.00
Emily Chupek	3175	CapCo	Speech Services	11/14/23	0.25	1	110	\$110.00	\$0.00
Emily Chupek	3175	CapCo	Speech Services	11/15/23	0.50	1	110	\$110.00	\$0.00
Emily Chupek	3175	CapCo	Speech Services	11/16/23	0.50	1	110	\$110.00	\$0.00
Emily Chupek	3175	CapCo	Speech Services	11/28/23	0.50	1	110	\$110.00	\$0.00
Emily Chupek	3175	CapCo	Speech Services	11/29/23	0.50	1	110	\$110.00	\$0.00
Emily Chupek	3175	CapCo	Speech Services	11/2/23	0.50	1	110	\$110.00	\$0.00
Emily Chupek	3175	CapCo	Speech Services	11/8/23	0.50	1	110	\$110.00	\$0.00
Emily Chupek	3175	CapCo	Speech Services	11/9/23	0.50	1	110	\$110.00	\$0.00
Emily Chupek	3175	CapCo	Speech Services	11/15/23	0.50	1	110	\$110.00	\$0.00
Emily Chupek	3175	CapCo	Speech Services	11/16/23	0.50	1	110	\$110.00	\$0.00
Emily Chupek	3175	CapCo	Speech Services	11/29/23	0.50	1	110	\$110.00	\$0.00
Emily Chupek	3175	CapCo	Speech Services	11/30/23	0.50	1	110	\$110.00	\$0.00
Emily Chupek	3175	CapCo	Speech Services	11/7/23	0.50	1	110	\$110.00	\$0.00
Emily Chupek	3175	CapCo	Speech Services	11/14/23	0.50	1	110	\$110.00	\$0.00
Emily Chupek	3175	CapCo	Speech Services	11/28/23	0.50	1	110	\$110.00	\$0.00
Emily Chupek	3175	CapCo	Speech Services	11/2/23	0.50	1	110	\$110.00	\$0.00
Emily Chupek	3175	CapCo	Speech Services	11/6/23	0.50	1	110	\$110.00	\$0.00
Emily Chupek	3175	CapCo	Speech Services	11/9/23	0.50	1	110	\$110.00	\$0.00
Emily Chupek	3175	CapCo	Speech Services	11/13/23	0.50	1	110	\$110.00	\$0.00
Emily Chupek	3175	CapCo	Speech Services	11/16/23	0.50	1	110	\$110.00	\$0.00
Emily Chupek	3175	CapCo	Speech Services	11/16/23	0.50	1	110	\$110.00	\$0.00
Emily Chupek	3175	CapCo	Speech Services	11/30/23	0.50	1	110	\$110.00	\$0.00
Emily Chupek	3175	CapCo	Speech Services	11/3/23	0.50	1	110	\$110.00	\$0.00
Emily Chupek	3175	CapCo	Speech Services	11/8/23	0.50	1	110	\$110.00	\$0.00
Emily Chupek	3175	CapCo	Speech Services	11/9/23	0.50	1	110	\$110.00	\$0.00
Emily Chupek	3175	CapCo	Speech Services	11/16/23	0.50	1	110	\$110.00	\$0.00
Emily Chupek	3175	CapCo	Speech Services	11/17/23	0.50	1	110	\$110.00	\$0.00
Emily Chupek	3175	CapCo	Speech Services	11/29/23	0.50	1	110	\$110.00	\$0.00
Emily Chupek	3175	CapCo	Speech Services	11/6/23	0.33	1	110	\$110.00	\$0.00
Emily Chupek	3175	CapCo	Speech Services	11/13/23	0.33	1	110	\$110.00	\$0.00
Emily Chupek	3175	CapCo	Speech Services	11/27/23	0.33	1	110	\$110.00	\$0.00

Evette Rios	3175	CapCo	Speech Services	11/15/23	0.50	0.5	110	\$55.00		\$0.00
Evette Rios	3175	CapCo	Speech Services	11/27/23	0.50	0.5	110	\$55.00		\$0.00
Evette Rios	3175	CapCo	Speech Services	11/1/23	0.50	0.5	110	\$55.00		\$0.00
Evette Rios	3175	CapCo	Speech Services	11/8/23	0.50	0.5	110	\$55.00		\$0.00
Evette Rios	3175	CapCo	Speech Services	11/15/23	0.50	0.5	110	\$55.00		\$0.00
Evette Rios	3175	CapCo	Speech Services	11/29/23	0.50	0.5	110	\$55.00		\$0.00
Evette Rios	3175	CapCo	Speech Services	11/2/23	0.50	1	110	\$110.00		\$0.00
Evette Rios	3175	CapCo	Speech Services	11/9/23	0.50	1	110	\$110.00		\$0.00
Evette Rios	3175	CapCo	Speech Services	11/16/23	0.50	1	110	\$110.00		\$0.00
Evette Rios	3175	CapCo	Speech Services	11/30/23	0.50	1	110	\$110.00		\$0.00
Evette Rios	3175	CapCo	Speech Services	11/1/23	0.50	0.5	110	\$55.00		\$0.00
Evette Rios	3175	CapCo	Speech Services	11/6/23	0.50	0.5	110	\$55.00		\$0.00
Evette Rios	3175	CapCo	Speech Services	11/8/23	0.50	0.5	110	\$55.00		\$0.00
Evette Rios	3175	CapCo	Speech Services	11/13/23	0.50	0.5	110	\$55.00		\$0.00
Evette Rios	3175	CapCo	Speech Services	11/15/23	0.50	0.5	110	\$55.00		\$0.00
Evette Rios	3175	CapCo	Speech Services	11/27/23	0.50	0.5	110	\$55.00		\$0.00
Evette Rios	3175	CapCo	Speech Services	11/29/23	0.50	0.5	110	\$55.00		\$0.00
Evette Rios	3175	CapCo	Speech Services	11/1/23	0.50	1	110	\$110.00		\$0.00
Evette Rios	3175	CapCo	Speech Services	11/8/23	0.50	1	110	\$110.00		\$0.00
Evette Rios	3175	CapCo	Speech Services	11/15/23	0.50	1	110	\$110.00		\$0.00
Evette Rios	3175	CapCo	Speech Services	11/17/23	0.50	1	110	\$110.00		\$0.00
Evette Rios	3175	CapCo	Speech Services	11/29/23	0.50	1	110	\$110.00		\$0.00
Evette Rios	3175	CapCo	Speech Services	11/2/23	0.50	1	110	\$110.00		\$0.00
Evette Rios	3175	CapCo	Speech Services	11/7/23	0.50	1	110	\$110.00		\$0.00
Evette Rios	3175	CapCo	Speech Services	11/14/23	0.50	1	110	\$110.00		\$0.00
Evette Rios	3175	CapCo	Speech Services	11/28/23	0.50	0.5	110	\$55.00		\$0.00
Evette Rios	3175	CapCo	Speech Services	11/30/23	0.50	0.5	110	\$55.00		\$0.00
Evette Rios	3175	CapCo	Speech Services	11/16/23	0.50	1	110	\$110.00		\$0.00
Evette Rios	3175	CapCo	Speech Services	11/2/23	0.50	1	110	\$110.00		\$0.00
Evette Rios	3175	CapCo	Speech Services	11/9/23	0.50	1	110	\$110.00		\$0.00
Evette Rios	3175	CapCo	Speech Services	11/16/23	0.50	1	110	\$110.00		\$0.00
Evette Rios	3175	CapCo	Speech Services	11/30/23	0.50	1	110	\$110.00		\$0.00
Evette Rios	3175	CapCo	Speech Services	11/15/23	0.50	1	110	\$110.00		\$0.00
Evette Rios	3175	CapCo	Speech Services	11/1/23	0.50	1	110	\$110.00		\$0.00
Evette Rios	3175	CapCo	Speech Services	11/6/23	0.50	1	110	\$110.00		\$0.00
Evette Rios	3175	CapCo	Speech Services	11/8/23	0.50	1	110	\$110.00		\$0.00
Evette Rios	3175	CapCo	Speech Services	11/13/23	0.50	1	110	\$110.00		\$0.00
Evette Rios	3175	CapCo	Speech Services	11/27/23	0.50	1	110	\$110.00		\$0.00
Evette Rios	3175	CapCo	Speech Services	11/29/23	0.50	1	110	\$110.00		\$0.00
Evette Rios	3175	CapCo	Speech Services	11/15/23	1.00	1	110	\$110.00		\$0.00
Evette Rios	3175	CapCo	Speech Services	11/1/23	1.00	1	110	\$110.00		\$0.00
Evette Rios	3175	CapCo	Speech Services	11/8/23	1.00	1	110	\$110.00		\$0.00
Evette Rios	3175	CapCo	Speech Services	11/17/23	1.00	1	110	\$110.00		\$0.00
Evette Rios	3175	CapCo	Speech Services	11/29/23	1.00	1	110	\$110.00		\$0.00
Evette Rios	3175	CapCo	Speech Services	11/6/23	0.50	1	110	\$110.00		\$0.00
Evette Rios	3175	CapCo	Speech Services	11/13/23	0.50	1	110	\$110.00		\$0.00
Evette Rios	3175	CapCo	Speech Services	11/27/23	0.50	0.5	110	\$55.00		\$0.00
Evette Rios	3175	CapCo	Speech Services	11/7/23	0.50	0.5	110	\$55.00		\$0.00
Evette Rios	3175	CapCo	Speech Services	11/14/23	0.50	0.5	110	\$55.00		\$0.00
Evette Rios	3175	CapCo	Speech Services	11/28/23	0.50	0.5	110	\$55.00		\$0.00
Evette Rios	3175	CapCo	Speech Services	11/15/23	0.50	1	110	\$110.00		\$0.00
Evette Rios	3175	CapCo	Speech Services	11/1/23	0.50	1	110	\$110.00		\$0.00
Evette Rios	3175	CapCo	Speech Services	11/8/23	0.50	1	110	\$110.00		\$0.00
Evette Rios	3175	CapCo	Speech Services	11/2/23	0.50	1	110	\$110.00		\$0.00
Evette Rios	3175	CapCo	Speech Services	11/29/23	0.50	1	110	\$110.00		\$0.00
Evette Rios	3175	CapCo	Speech Services	11/29/23	0.50	0.5	110	\$55.00		\$0.00
Evette Rios	3175	CapCo	Speech Services	11/8/23	0.50	0.5	110	\$55.00		\$0.00
Evette Rios	3175	CapCo	Speech Services	11/7/23	0.50	1	110	\$110.00		\$0.00
Evette Rios	3175	CapCo	Speech Services	11/14/23	0.50	1	110	\$110.00		\$0.00
Evette Rios	3175	CapCo	Speech Services	11/27/23	0.50	1	110	\$110.00		\$0.00
Gary Ferrer	3175	CapCo	Ed Assessment	10/28/23	n/a	n/a	n/a	\$1,950.00	110.20	\$72.18
Gary Ferrer	3175	CapCo	Ed Assessment	10/18/23	n/a	n/a	n/a	\$1,950.00	11.80	\$7.73
Gary Ferrer	3175	CapCo	Ed Assessment	11/15/23	n/a	n/a	n/a	\$1,950.00	122.60	\$80.30
Gary Ferrer	3175	CapCo	IEP Meeting	11/16/23	1.50	1.5	100	\$150.00		\$0.00
Gary Ferrer	3175	CapCo	IEP Meeting	11/29/23	1.50	1.5	100	\$150.00		\$0.00
Heather Dodt	3175	CapCo	O & M Services	11/7/23	1.00	5	110	\$550.00	113.00	\$74.02
Jacqueline Cotten	3175	CapCo	Nursing Assessment Flat	10/8/23	n/a	n/a	n/a	\$500.00		\$0.00
Jacqueline Cotten	3175	CapCo	Nurse Assessments-Travel/Mileage	10/8/23	0.50	0.5	110	\$55.00	22.20	\$14.54
Jacqueline Cotten	3175	CapCo	Nursing Assessment Flat	10/8/23	n/a	n/a	n/a	\$500.00		\$0.00
Jacqueline Cotten	3175	CapCo	Nurse Assessments-Travel/Mileage	10/8/23	0.30	0.3	110	\$33.00	8.00	\$5.24
Jacqueline Cotten	3175	CapCo	Nursing Assessment Flat	10/21/23	n/a	n/a	n/a	\$500.00		\$0.00

Jacqueline Cotten	3175	CapCo	Nurse Assessments-Travel/Mileage	10/21/23	0.20	0.2	110	\$22.00	1.50	\$0.98
Jacqueline Cotten	3175	CapCo	Nursing Assessment Flat	10/21/23	n/a	n/a	n/a	\$500.00		\$0.00
Jacqueline Cotten	3175	CapCo	Nursing Assessment Flat	10/21/23	n/a	n/a	n/a	\$500.00		\$0.00
Jacqueline Cotten	3175	CapCo	Nurse Assessments-Travel/Mileage	10/21/23	0.75	0.75	110	\$82.50	27.00	\$17.69
Jacqueline Cotten	3175	CapCo	Nursing Assessment Flat	10/21/23	n/a	n/a	n/a	\$500.00		\$0.00
Jacqueline Cotten	3175	CapCo	Nurse Assessments-Travel/Mileage	10/21/23	1.25	1.25	110	\$137.50	52.00	\$34.06
Jacqueline Cotten	3175	CapCo	Nursing Assessment Flat	10/22/23	n/a	n/a	n/a	\$500.00		\$0.00
Jacqueline Cotten	3175	CapCo	Nurse Assessments-Travel/Mileage	10/22/23	0.75	0.75	110	\$82.50	42.00	\$27.51
Jacqueline Cotten	3175	CapCo	Nursing Assessment Flat	10/23/23	n/a	n/a	n/a	\$500.00		\$0.00
Jacqueline Cotten	3175	CapCo	Nurse Assessments-Travel/Mileage	10/23/23	1.30	1.3	110	\$143.00	55.00	\$36.03
Jacqueline Cotten	3175	CapCo	Nursing Assessment Flat	10/23/23	n/a	n/a	n/a	\$500.00		\$0.00
Jacqueline Cotten	3175	CapCo	Nurse Assessments-Travel/Mileage	10/23/23	1.80	1.8	110	\$198.00	70.00	\$45.85
Jacqueline Cotten	3175	CapCo	Nursing Assessment Flat	10/28/23	n/a	n/a	n/a	\$500.00		\$0.00
Jacqueline Cotten	3175	CapCo	Nurse Assessments-Travel/Mileage	10/28/23	1.75	1.75	110	\$192.50	92.00	\$60.26
Jacqueline Cotten	3175	CapCo	Nursing Assessment Flat	10/28/23	n/a	n/a	n/a	\$500.00		\$0.00
Jacqueline Cotten	3175	CapCo	Nurse Assessments-Travel/Mileage	10/28/23	0.30	0.3	110	\$33.00	13.00	\$8.52
Jacqueline Cotten	3175	CapCo	Nursing Assessment Flat	10/28/23	n/a	n/a	n/a	\$500.00		\$0.00
Jacqueline Cotten	3175	CapCo	Nurse Assessments-Travel/Mileage	10/28/23	0.70	0.7	110	\$77.00	24.00	\$15.72
Jacqueline Cotten	3175	CapCo	Nursing Assessment Flat	11/4/23	n/a	n/a	n/a	\$500.00		\$0.00
Jacqueline Cotten	3175	CapCo	Nurse Assessments-Travel/Mileage	11/4/23	1.75	1.75	110	\$192.50	65.00	\$42.58
Jacqueline Cotten	3175	CapCo	Nursing Assessment Flat	11/8/23	n/a	n/a	n/a	\$500.00		\$0.00
Jacqueline Cotten	3175	CapCo	Nurse Assessments-Travel/Mileage	11/8/23	1.30	1.3	110	\$143.00	70.00	\$45.85
Jacqueline Cotten	3175	CapCo	Nursing Assessment Flat	10/28/23	n/a	n/a	n/a	\$500.00		\$0.00
Jacqueline Cotten	3175	CapCo	Nurse Assessments-Travel/Mileage	10/28/23	2.40	2.4	110	\$264.00	83.20	\$54.50
Jacqueline Cotten	3175	CapCo	Nursing Assessment Flat	10/29/23	n/a	n/a	n/a	\$500.00		\$0.00
Jacqueline Cotten	3175	CapCo	Nurse Assessments-Travel/Mileage	10/29/23	0.55	0.55	110	\$60.50	9.50	\$6.22
Jacqueline Cotten	3175	CapCo	Nursing Assessment Flat	11/5/23	n/a	n/a	n/a	\$500.00		\$0.00
Jacqueline Cotten	3175	CapCo	Nurse Assessments-Travel/Mileage	11/5/23	1.75	1.75	110	\$192.50	93.00	\$60.92
Jacqueline Cotten	3175	CapCo	Nursing Assessment Flat	11/12/23	n/a	n/a	n/a	\$500.00		\$0.00
Jacqueline Cotten	3175	CapCo	Nurse Assessments-Travel/Mileage	11/12/23	0.40	0.4	110	\$44.00	9.00	\$5.90
Jacqueline Cotten	3175	CapCo	Nursing Assessment Flat	11/12/23	n/a	n/a	n/a	\$500.00		\$0.00
Jacqueline Cotten	3175	CapCo	Nurse Assessments-Travel/Mileage	11/12/23	0.65	0.65	110	\$71.50	22.00	\$14.41
Jacqueline Cotten	3175	CapCo	Nursing Assessment Flat	11/15/23	n/a	n/a	n/a	\$500.00		\$0.00
Jamie Ohashi	3175	CapCo	515	10/11/23	1.00	1	95	\$95.00		\$0.00
Jamie Ohashi	3175	CapCo	515	11/1/23	1.00	1	95	\$95.00		\$0.00
Jasmine Ceballos	3175	CapCo	IEP Meeting	11/30/23	1.50	1.5	100	\$150.00		\$0.00
Jennifer Evans	3175	CapCo	Ed Psych Assessment	11/13/23	n/a	n/a	n/a	\$1,950.00	164.60	\$107.81
Jennifer Han-Rivas	3175	CapCo	Speech Assessment	11/30/23	10.50	10.5	110	\$1,155.00		\$0.00
Jennifer Han-Rivas	3175	CapCo	Speech Services	11/3/23	0.50	0.5	110	\$55.00		\$0.00
Jennifer Han-Rivas	3175	CapCo	Speech Services	11/6/23	0.50	0.5	110	\$55.00		\$0.00
Jennifer Han-Rivas	3175	CapCo	Speech Services	11/13/23	0.50	1	110	\$110.00		\$0.00
Jennifer Han-Rivas	3175	CapCo	Speech Services	11/17/23	0.50	1	110	\$110.00		\$0.00
Jennifer Han-Rivas	3175	CapCo	Speech Services	11/27/23	0.50	1	110	\$110.00		\$0.00
Jennifer Han-Rivas	3175	CapCo	Speech Services	11/3/23	0.50	1	110	\$110.00		\$0.00
Jennifer Han-Rivas	3175	CapCo	Speech Services	11/17/23	0.50	1	110	\$110.00		\$0.00
Jennifer Han-Rivas	3175	CapCo	Speech Services	11/3/23	0.50	1	110	\$110.00		\$0.00
Jennifer Han-Rivas	3175	CapCo	Speech Services	11/17/23	0.50	1	110	\$110.00		\$0.00
Jennifer Han-Rivas	3175	CapCo	IEP Meeting	11/8/23	1.00	1	100	\$100.00		\$0.00
Jennifer Han-Rivas	3175	CapCo	IEP Meeting	11/30/23	1.00	1	100	\$100.00		\$0.00
Kanoa Elizondo	3175	CapCo	APE Services	11/8/23	0.50	0.5	110	\$55.00		\$0.00
Kanoa Elizondo	3175	CapCo	APE Services	11/15/23	0.50	0.5	110	\$55.00		\$0.00
Kanoa Elizondo	3175	CapCo	APE Services	11/30/23	0.50	0.5	110	\$55.00		\$0.00
Kanoa Elizondo	3175	CapCo	APE Services	11/14/23	0.50	1	110	\$110.00		\$0.00
Kanoa Elizondo	3175	CapCo	APE Services	11/16/23	0.50	1	110	\$110.00		\$0.00
Kanoa Elizondo	3175	CapCo	APE Services	11/28/23	0.50	0.5	110	\$55.00		\$0.00
Kanoa Elizondo	3175	CapCo	APE Services	11/6/23	0.50	1	110	\$110.00		\$0.00
Kanoa Elizondo	3175	CapCo	APE Services	11/7/23	0.50	1	110	\$110.00		\$0.00
Kanoa Elizondo	3175	CapCo	APE Services	11/13/23	0.50	1	110	\$110.00		\$0.00
Kanoa Elizondo	3175	CapCo	APE Services	11/14/23	0.50	1	110	\$110.00		\$0.00
Kanoa Elizondo	3175	CapCo	APE Services	11/30/23	0.50	1	110	\$110.00		\$0.00
Kanoa Elizondo	3175	CapCo	APE Services	11/16/23	0.50	1	110	\$110.00		\$0.00
Kanoa Elizondo	3175	CapCo	APE Services	11/28/23	0.50	1	110	\$110.00		\$0.00
Kanoa Elizondo	3175	CapCo	APE Services	11/8/23	0.50	1	110	\$110.00		\$0.00
Kanoa Elizondo	3175	CapCo	APE Services	11/15/23	0.50	1	110	\$110.00		\$0.00
Kanoa Elizondo	3175	CapCo	APE Services	11/29/23	0.50	1	110	\$110.00		\$0.00
Kanoa Elizondo	3175	CapCo	APE Services	11/8/23	0.50	0.5	110	\$55.00		\$0.00
Kanoa Elizondo	3175	CapCo	APE Services	11/15/23	0.50	0.5	110	\$55.00		\$0.00
Kanoa Elizondo	3175	CapCo	APE Services	11/17/23	0.50	1	110	\$110.00		\$0.00
Kanoa Elizondo	3175	CapCo	APE Services	11/30/23	0.50	1	110	\$110.00		\$0.00
Kanoa Elizondo	3175	CapCo	IEP Meeting	11/14/23	1.00	1	100	\$100.00		\$0.00
Kanoa Elizondo	3175	CapCo	IEP Meeting	11/7/23	1.25	1.25	100	\$125.00		\$0.00

California Online Public Schools - California Online Public Schools (CalOPS) Board Meeting - Agenda - Tuesday March 5, 2024 at 3:30 PM

Kanoa Elizondo	3175	CapCo	IEP Meeting	11/30/23	1.00	1	100	\$100.00		\$0.00
Kanoa Elizondo	3175	CapCo	IEP Meeting	11/27/23	1.00	1	100	\$100.00		\$0.00
Kara Todrank	3175	CapCo	OT Assessment	11/27/23	10.50	10.5	110	\$1,155.00		\$0.00
Karina Lampitt	3175	CapCo	Ed Psych Assessment	11/1/23	n/a	n/a	n/a	\$1,950.00	25.80	\$16.90
Kasey Galik	3175	CapCo	APE Services	11/1/23	0.50	1	110	\$110.00		\$0.00
Kasey Galik	3175	CapCo	APE Services	11/6/23	0.50	1	110	\$110.00		\$0.00
Kasey Galik	3175	CapCo	APE Services	11/8/23	0.50	1	110	\$110.00		\$0.00
Kasey Galik	3175	CapCo	APE Services	11/13/23	0.50	1	110	\$110.00		\$0.00
Kasey Galik	3175	CapCo	APE Services	11/15/23	0.50	1	110	\$110.00		\$0.00
Kasey Galik	3175	CapCo	APE Services	11/27/23	0.50	1	110	\$110.00		\$0.00
Kasey Galik	3175	CapCo	APE Services	11/29/23	0.50	1	110	\$110.00		\$0.00
Kasey Galik	3175	CapCo	APE Services	11/3/23	0.50	1	110	\$110.00		\$0.00
Kasey Galik	3175	CapCo	APE Services	11/17/23	0.50	1	110	\$110.00		\$0.00
Kasey Galik	3175	CapCo	APE Services	11/6/23	0.50	1	110	\$110.00		\$0.00
Kasey Galik	3175	CapCo	APE Services	11/13/23	0.50	1	110	\$110.00		\$0.00
Kasey Galik	3175	CapCo	APE Services	11/28/23	0.50	1	110	\$110.00		\$0.00
Kasey Galik	3175	CapCo	APE Services	11/1/23	0.66	1	110	\$110.00		\$0.00
Kasey Galik	3175	CapCo	APE Services	11/2/23	0.66	1	110	\$110.00		\$0.00
Kasey Galik	3175	CapCo	APE Services	11/6/23	0.66	1	110	\$110.00		\$0.00
Kasey Galik	3175	CapCo	APE Services	11/7/23	0.66	1	110	\$110.00		\$0.00
Kasey Galik	3175	CapCo	APE Services	11/8/23	0.66	1	110	\$110.00		\$0.00
Kasey Galik	3175	CapCo	APE Services	11/9/23	0.66	1	110	\$110.00		\$0.00
Kasey Galik	3175	CapCo	APE Services	11/13/23	0.66	1	110	\$110.00		\$0.00
Kasey Galik	3175	CapCo	APE Services	11/14/23	0.66	1	110	\$110.00		\$0.00
Kasey Galik	3175	CapCo	APE Services	11/15/23	0.66	1	110	\$110.00		\$0.00
Kasey Galik	3175	CapCo	APE Services	11/16/23	0.66	1	110	\$110.00		\$0.00
Kasey Galik	3175	CapCo	APE Services	11/17/23	0.66	1	110	\$110.00		\$0.00
Kasey Galik	3175	CapCo	APE Services	11/27/23	0.66	1	110	\$110.00		\$0.00
Kasey Galik	3175	CapCo	APE Services	11/28/23	0.66	1	110	\$110.00		\$0.00
Kasey Galik	3175	CapCo	APE Services	11/29/23	0.66	1	110	\$110.00		\$0.00
Kasey Galik	3175	CapCo	APE Services	11/30/23	0.66	1	110	\$110.00		\$0.00
Kasey Galik	3175	CapCo	APE Services	11/9/23	0.50	0.5	110	\$55.00		\$0.00
Kasey Galik	3175	CapCo	APE Services	11/2/23	0.50	1	110	\$110.00		\$0.00
Kasey Galik	3175	CapCo	APE Services	11/9/23	0.50	1	110	\$110.00		\$0.00
Kasey Galik	3175	CapCo	APE Services	11/16/23	0.50	1	110	\$110.00		\$0.00
Kasey Galik	3175	CapCo	APE Services	11/30/23	0.50	1	110	\$110.00		\$0.00
Kasey Galik	3175	CapCo	APE Services	11/1/23	0.50	1	110	\$110.00		\$0.00
Kasey Galik	3175	CapCo	APE Services	11/8/23	0.50	1	110	\$110.00		\$0.00
Kasey Galik	3175	CapCo	APE Services	11/29/23	0.50	1	110	\$110.00		\$0.00
Kasey Galik	3175	CapCo	APE Services	11/13/23	0.50	1	110	\$110.00		\$0.00
Kasey Galik	3175	CapCo	APE Services	11/27/23	0.50	0.5	110	\$55.00		\$0.00
Kasey Galik	3175	CapCo	APE Services	11/28/23	0.50	0.5	110	\$55.00		\$0.00
Kasey Galik	3175	CapCo	APE Services	11/13/23	0.50	1	110	\$110.00		\$0.00
Kasey Galik	3175	CapCo	APE Services	11/1/23	0.50	1	110	\$110.00		\$0.00
Kasey Galik	3175	CapCo	APE Services	11/8/23	0.50	1	110	\$110.00		\$0.00
Kasey Galik	3175	CapCo	APE Services	11/15/23	0.50	1	110	\$110.00		\$0.00
Kasey Galik	3175	CapCo	APE Services	11/29/23	0.50	1	110	\$110.00		\$0.00
Kasey Galik	3175	CapCo	IEP Meeting	11/2/23	1.00	1	100	\$100.00		\$0.00
Kate Hollingsworth	3175	CapCo	Speech Services	11/7/23	0.50	1	110	\$110.00		\$0.00
Kate Hollingsworth	3175	CapCo	Speech Services	11/8/23	0.50	1	110	\$110.00		\$0.00
Kate Hollingsworth	3175	CapCo	Speech Services	11/13/23	0.50	1	110	\$110.00		\$0.00
Kate Hollingsworth	3175	CapCo	Speech Services	11/28/23	0.50	1	110	\$110.00		\$0.00
Kate Hollingsworth	3175	CapCo	Speech Services	11/29/23	0.50	1	110	\$110.00		\$0.00
Kate Hollingsworth	3175	CapCo	Speech Services	11/1/23	0.50	1	110	\$110.00		\$0.00
Kate Hollingsworth	3175	CapCo	Speech Services	11/7/23	0.50	1	110	\$110.00		\$0.00
Kate Hollingsworth	3175	CapCo	Speech Services	11/8/23	0.50	1	110	\$110.00		\$0.00
Kate Hollingsworth	3175	CapCo	Speech Services	11/14/23	0.50	1	110	\$110.00		\$0.00
Kate Hollingsworth	3175	CapCo	Speech Services	11/15/23	0.50	1	110	\$110.00		\$0.00
Kate Hollingsworth	3175	CapCo	Speech Services	11/28/23	0.50	1	110	\$110.00		\$0.00
Kate Hollingsworth	3175	CapCo	Speech Services	11/29/23	0.50	1	110	\$110.00		\$0.00
Kelly Dunn	3175	CapCo	AAC Assessment	11/4/23	n/a	n/a	n/a	\$1,783.00		\$0.00
Kelly Dunn	3175	CapCo	AT Services	11/12/23	0.50	1	120	\$120.00		\$0.00
Kelly Dunn	3175	CapCo	AAC Services	11/15/23	0.50	1	120	\$120.00		\$0.00
Kelly Dunn	3175	CapCo	AT Services	11/29/23	0.50	1	120	\$120.00		\$0.00
Kelly Dunn	3175	CapCo	AT Services	11/29/23	0.50	1	120	\$120.00		\$0.00
Kelly Dunn	3175	CapCo	IEP Meeting	11/15/23	2.00	2	100	\$200.00		\$0.00
Kelly Dunn	3175	CapCo	IEP Meeting	11/29/23	1.00	1	100	\$100.00		\$0.00
Kelly Hannum	3175	CapCo	ERMHS Assessment	10/10/23	n/a	n/a	n/a	\$1,950.00	158.00	\$103.49
Kelly Hannum	3175	CapCo	Ed Psych Assessment	10/26/23	n/a	n/a	n/a	\$1,950.00	42.00	\$27.51
Kelly Hannum	3175	CapCo	Ed Psych Assessment	10/28/23	n/a	n/a	n/a	\$1,950.00	16.60	\$10.87
Kelly Hannum	3175	CapCo	Ed Psych Assessment	11/5/23	n/a	n/a	n/a	\$1,950.00	20.00	\$13.10

Kelly Hannum	3175	CapCo		Ed Psych Assessment	11/11/23	n/a	n/a	n/a	\$1,950.00	36.00	\$23.58
Kelly Hannum	3175	CapCo		Ed Psych Assessment	11/18/23	n/a	n/a	n/a	\$1,950.00	15.00	\$9.83
Kelly Hannum	3175	CapCo		IEP Meeting	11/16/23	1.50	1.5	100	\$150.00		\$0.00
Kelly Hannum	3175	CapCo		IEP Meeting	11/13/23	1.50	1.5	100	\$150.00		\$0.00
Kelly Hannum	3175	CapCo		IEP Meeting	11/14/23	2.00	2	100	\$200.00		\$0.00
Kelly Hannum	3175	CapCo		IEP Meeting	11/2/23	1.50	1.5	100	\$150.00		\$0.00
Kelly Hannum	3175	CapCo		IEP Meeting	11/15/23	1.50	1.5	100	\$150.00		\$0.00
Kelly Hannum	3175	CapCo		IEP Meeting	11/30/23	1.50	1.5	100	\$150.00		\$0.00
Kelly Paolisso	3175	CapCo		Ed Psych Assessment	11/5/23	n/a	n/a	n/a	\$1,950.00	33.00	\$21.62
Kezhia Rodriguez	3175	CapCo		Ed Psych Assessment	11/13/23	n/a	n/a	n/a	\$1,950.00	82.40	\$53.97
Lauren Linhoff	3175	CapCo		APE Services	11/14/23	0.50	1	110	\$110.00		\$0.00
Lana Scott	3175	CapCo		IEP Meeting	11/3/23	1.50	1.5	100	\$150.00	140.00	\$91.70
Lauren Linhoff	3175	CapCo		APE Services	11/28/23	0.50	1	110	\$110.00		\$0.00
Liza Zagayer	3175	CapCo		OT Services	11/14/23	0.25	1	110	\$110.00		\$0.00
Liza Zagayer	3175	CapCo		OT Services	10/20/23	0.50	1	110	\$110.00		\$0.00
Liza Zagayer	3175	CapCo		OT Services	10/27/23	0.50	0.5	110	\$55.00		\$0.00
Liza Zagayer	3175	CapCo		OT Services	11/3/23	0.50	0.5	110	\$55.00		\$0.00
Liza Zagayer	3175	CapCo		OT Services	11/9/23	0.50	1	110	\$110.00		\$0.00
Liza Zagayer	3175	CapCo		OT Services	11/16/23	0.50	1	110	\$110.00		\$0.00
Liza Zagayer	3175	CapCo		OT Services	10/30/23	0.50	1	110	\$110.00		\$0.00
Liza Zagayer	3175	CapCo		OT Services	11/6/23	0.50	0.5	110	\$55.00		\$0.00
Liza Zagayer	3175	CapCo		OT Services	11/13/23	0.50	1	110	\$110.00		\$0.00
Liza Zagayer	3175	CapCo		OT Services	11/16/23	1.00	1	110	\$110.00		\$0.00
Liza Zagayer	3175	CapCo		OT Services	10/27/23	1.00	1	110	\$110.00		\$0.00
Liza Zagayer	3175	CapCo		OT Services	11/3/23	1.00	1	110	\$110.00		\$0.00
Liza Zagayer	3175	CapCo		OT Services	11/16/23	0.50	1	110	\$110.00		\$0.00
Liza Zagayer	3175	CapCo		OT Services	11/14/23	0.50	1	110	\$110.00		\$0.00
Liza Zagayer	3175	CapCo		OT Services	10/20/23	0.42	0.5	110	\$55.00		\$0.00
Liza Zagayer	3175	CapCo		OT Services	10/24/23	0.42	1	110	\$110.00		\$0.00
Liza Zagayer	3175	CapCo		OT Services	10/31/23	0.42	0.5	110	\$55.00		\$0.00
Liza Zagayer	3175	CapCo		OT Services	11/7/23	0.42	0.5	110	\$55.00		\$0.00
Liza Zagayer	3175	CapCo		OT Services	11/14/23	0.42	0.5	110	\$55.00		\$0.00
Liza Zagayer	3175	CapCo		OT Services	11/1/23	0.33	1	110	\$110.00		\$0.00
Liza Zagayer	3175	CapCo		OT Services	11/8/23	0.33	0.5	110	\$55.00		\$0.00
Liza Zagayer	3175	CapCo		OT Services	11/15/23	0.33	0.5	110	\$55.00		\$0.00
Liza Zagayer	3175	CapCo		OT Services	10/19/23	0.33	1	110	\$110.00		\$0.00
Liza Zagayer	3175	CapCo		OT Services	10/26/23	0.33	1	110	\$110.00		\$0.00
Liza Zagayer	3175	CapCo		OT Services	11/2/23	0.33	0.5	110	\$55.00		\$0.00
Liza Zagayer	3175	CapCo		OT Services	11/9/23	0.33	1	110	\$110.00		\$0.00
Liza Zagayer	3175	CapCo		OT Services	11/16/23	0.33	0.5	110	\$55.00		\$0.00
Liza Zagayer	3175	CapCo		OT Services	10/26/23	0.50	1	110	\$110.00		\$0.00
Liza Zagayer	3175	CapCo		OT Services	11/2/23	0.50	1	110	\$110.00		\$0.00
Liza Zagayer	3175	CapCo		OT Services	11/9/23	0.50	1	110	\$110.00		\$0.00
Liza Zagayer	3175	CapCo		OT Services	11/16/23	0.50	1	110	\$110.00		\$0.00
Liza Zagayer	3175	CapCo		OT Services	11/1/23	0.50	1	110	\$110.00		\$0.00
Liza Zagayer	3175	CapCo		OT Services	11/8/23	0.50	1	110	\$110.00		\$0.00
Liza Zagayer	3175	CapCo		OT Services	11/15/23	0.50	1	110	\$110.00		\$0.00
Liza Zagayer	3175	CapCo		OT Services	11/3/23	0.50	1	110	\$110.00		\$0.00
Liza Zagayer	3175	CapCo		OT Services	11/8/23	0.50	0.5	110	\$55.00		\$0.00
Liza Zagayer	3175	CapCo		OT Services	11/15/23	0.50	0.5	110	\$55.00		\$0.00
Liza Zagayer	3175	CapCo		OT Services	10/20/23	0.50	1	110	\$110.00		\$0.00
Liza Zagayer	3175	CapCo		OT Services	10/25/23	0.50	1	110	\$110.00		\$0.00
Liza Zagayer	3175	CapCo		OT Services	10/24/23	0.33	1	110	\$110.00		\$0.00
Liza Zagayer	3175	CapCo		OT Services	10/31/23	0.33	1	110	\$110.00		\$0.00
Liza Zagayer	3175	CapCo		OT Services	11/7/23	0.33	1	110	\$110.00		\$0.00
Liza Zagayer	3175	CapCo		OT Services	11/14/23	0.33	1	110	\$110.00		\$0.00
Liza Zagayer	3175	CapCo		OT Services	10/30/23	0.25	1	110	\$110.00		\$0.00
Liza Zagayer	3175	CapCo		OT Services	11/14/23	0.25	1	110	\$110.00		\$0.00
Lynn Defino	3175	CapCo		515	11/15/23	0.50	1	95	\$95.00		\$0.00
Lynn Defino	3175	CapCo		515	11/29/23	0.50	1	95	\$95.00		\$0.00
Lynn Defino	3175	CapCo		510	11/13/23	0.50	1	100	\$100.00		\$0.00
Lynn Defino	3175	CapCo		510	11/27/23	0.50	1	100	\$100.00		\$0.00
Lynn Defino	3175	CapCo		IEP Meeting	11/7/23	1.00	1	100	\$100.00		\$0.00
Maebelene Vital	3175	CapCo		Speech Assessment	11/2/23	10.50	10.5	110	\$1,155.00		\$0.00
Maebelene Vital	3175	CapCo		Speech Services	11/7/23	0.50	0.5	110	\$55.00		\$0.00
Maebelene Vital	3175	CapCo		Speech Services	11/14/23	0.50	0.5	110	\$55.00		\$0.00
Maebelene Vital	3175	CapCo		Speech Services	11/28/23	0.50	0.5	110	\$55.00		\$0.00
Maebelene Vital	3175	CapCo		Speech Services	11/2/23	0.50	0.5	110	\$55.00		\$0.00
Maebelene Vital	3175	CapCo		Speech Services	11/7/23	0.50	0.5	110	\$55.00		\$0.00
Maebelene Vital	3175	CapCo		Speech Services	11/9/23	0.50	0.5	110	\$55.00		\$0.00
Maebelene Vital	3175	CapCo		Speech Services	11/14/23	0.50	0.5	110	\$55.00		\$0.00

Maeblene Vital	3175	CapCo	Speech Services	11/16/23	0.50	0.5	110	\$55.00		\$0.00
Maeblene Vital	3175	CapCo	Speech Services	11/28/23	0.50	0.5	110	\$55.00		\$0.00
Maeblene Vital	3175	CapCo	Speech Services	11/30/23	0.50	0.5	110	\$55.00		\$0.00
Maeblene Vital	3175	CapCo	Speech Services	11/2/23	0.50	0.5	110	\$55.00		\$0.00
Maeblene Vital	3175	CapCo	Speech Services	11/7/23	0.50	0.5	110	\$55.00		\$0.00
Maeblene Vital	3175	CapCo	Speech Services	11/9/23	0.50	0.5	110	\$55.00		\$0.00
Maeblene Vital	3175	CapCo	Speech Services	11/14/23	0.50	0.5	110	\$55.00		\$0.00
Maeblene Vital	3175	CapCo	Speech Services	11/16/23	0.50	0.5	110	\$55.00		\$0.00
Maeblene Vital	3175	CapCo	Speech Services	11/28/23	0.50	0.5	110	\$55.00		\$0.00
Maeblene Vital	3175	CapCo	Speech Services	11/30/23	0.50	0.5	110	\$55.00		\$0.00
Maeblene Vital	3175	CapCo	Speech Services	11/8/23	0.50	1	110	\$110.00		\$0.00
Maeblene Vital	3175	CapCo	Speech Services	11/15/23	0.50	1	110	\$110.00		\$0.00
Maeblene Vital	3175	CapCo	Speech Services	11/1/23	0.50	0.5	110	\$55.00		\$0.00
Maeblene Vital	3175	CapCo	Speech Services	11/29/23	0.50	0.5	110	\$55.00		\$0.00
Maeblene Vital	3175	CapCo	Speech Services	11/1/23	0.50	0.5	110	\$55.00		\$0.00
Maeblene Vital	3175	CapCo	Speech Services	11/8/23	0.50	0.5	110	\$55.00		\$0.00
Maeblene Vital	3175	CapCo	Speech Services	11/29/23	0.50	0.5	110	\$55.00		\$0.00
Maeblene Vital	3175	CapCo	Speech Services	11/1/23	0.50	0.5	110	\$55.00		\$0.00
Maeblene Vital	3175	CapCo	Speech Services	11/7/23	0.50	0.5	110	\$55.00		\$0.00
Maeblene Vital	3175	CapCo	Speech Services	11/8/23	0.50	0.5	110	\$55.00		\$0.00
Maeblene Vital	3175	CapCo	Speech Services	11/14/23	0.50	0.5	110	\$55.00		\$0.00
Maeblene Vital	3175	CapCo	Speech Services	11/15/23	0.50	0.5	110	\$55.00		\$0.00
Maeblene Vital	3175	CapCo	Speech Services	11/28/23	0.50	0.5	110	\$55.00		\$0.00
Maeblene Vital	3175	CapCo	Speech Services	11/29/23	0.50	0.5	110	\$55.00		\$0.00
Maeblene Vital	3175	CapCo	Speech Services	11/1/23	0.67	0.5	110	\$55.00		\$0.00
Maeblene Vital	3175	CapCo	Speech Services	11/8/23	0.67	0.5	110	\$55.00		\$0.00
Maeblene Vital	3175	CapCo	Speech Services	11/15/23	0.67	0.5	110	\$55.00		\$0.00
Maeblene Vital	3175	CapCo	Speech Services	11/29/23	0.67	0.5	110	\$55.00		\$0.00
Maeblene Vital	3175	CapCo	Speech Services	11/7/23	0.50	1	110	\$110.00		\$0.00
Maeblene Vital	3175	CapCo	Speech Services	11/9/23	0.50	1	110	\$110.00		\$0.00
Maeblene Vital	3175	CapCo	Speech Services	11/14/23	0.50	1	110	\$110.00		\$0.00
Maeblene Vital	3175	CapCo	Speech Services	11/16/23	0.50	1	110	\$110.00		\$0.00
Maeblene Vital	3175	CapCo	Speech Services	11/30/23	0.50	1	110	\$110.00		\$0.00
Maeblene Vital	3175	CapCo	Speech Services	11/2/23	0.50	1	110	\$110.00		\$0.00
Maeblene Vital	3175	CapCo	Speech Services	11/9/23	0.50	1	110	\$110.00		\$0.00
Maeblene Vital	3175	CapCo	Speech Services	11/16/23	0.50	1	110	\$110.00		\$0.00
Maeblene Vital	3175	CapCo	Speech Services	11/30/23	0.50	1	110	\$110.00		\$0.00
Maeblene Vital	3175	CapCo	IEP Meeting	11/7/23	1.00	1	100	\$100.00		\$0.00
Maeblene Vital	3175	CapCo	IEP Meeting	11/3/23	1.00	1	100	\$100.00		\$0.00
Maeblene Vital	3175	CapCo	IEP Meeting	11/28/23	0.50	0.5	100	\$50.00		\$0.00
Maeblene Vital	3175	CapCo	IEP Meeting	11/30/23	0.50	0.5	100	\$50.00		\$0.00
Maeblene Vital	3175	CapCo	IEP Meeting	11/28/23	0.50	0.5	100	\$50.00		\$0.00
Maeblene Vital	3175	CapCo	IEP Meeting	11/28/23	1.00	1	100	\$100.00		\$0.00
Maeblene Vital	3175	CapCo	IEP Meeting	11/29/23	1.00	1	100	\$100.00		\$0.00
Maite Saavedra	3175	CapCo	Ed Psych Assessment	11/11/23	n/a	n/a	n/a	\$1,950.00	62.00	\$40.61
Maurisha (Misha) Bertulfo	3175	CapCo	Ed Psych Assessment	11/6/23	n/a	n/a	n/a	\$1,950.00	128.00	\$83.84
Maurisha (Misha) Bertulfo	3175	CapCo	Ed Psych Assessment	11/13/23	n/a	n/a	n/a	\$1,950.00	56.00	\$36.68
Maurisha (Misha) Bertulfo	3175	CapCo	IEP Meeting	11/3/23	1.00	1	100	\$100.00		\$0.00
Maurisha (Misha) Bertulfo	3175	CapCo	IEP Meeting	11/15/23	1.50	1.5	100	\$150.00		\$0.00
Melanie Segrave	3175	CapCo	510	11/1/23	0.50	3.75	100	\$375.00	54.00	\$35.37
Melanie Segrave	3175	CapCo	510	11/8/23	0.50	3.6	100	\$360.00	54.00	\$35.37
Melanie Segrave	3175	CapCo	510	11/15/23	0.50	3.75	100	\$375.00	54.00	\$35.37
Melanie Segrave	3175	CapCo	510	11/29/23	0.50	3.75	100	\$375.00	54.00	\$35.37
Melanie Segrave	3175	CapCo	535 Student	11/7/23	1.00	3.5	110	\$385.00	54.00	\$35.37
Melanie Segrave	3175	CapCo	535 Student	11/13/23	1.00	3.8	110	\$418.00	54.00	\$35.37
Melanie Segrave	3175	CapCo	535 Student	11/14/23	1.00	3.4	110	\$374.00	54.00	\$35.37
Melanie Segrave	3175	CapCo	535 Student	11/28/23	1.00	3.8	110	\$418.00	54.00	\$35.37
Melanie Segrave	3175	CapCo	535 Student	11/29/23	1.00	3.4	110	\$374.00	54.00	\$35.37
Melanie Segrave	3175	CapCo	535 Student	11/3/23	1.25	3.35	110	\$368.50	76.00	\$49.78
Melanie Segrave	3175	CapCo	535 Student	11/6/23	1.25	3	110	\$330.00	76.00	\$49.78
Melanie Segrave	3175	CapCo	535 Student	11/10/23	1.25	3	110	\$330.00	76.00	\$49.78
Melanie Segrave	3175	CapCo	535 Student	11/13/23	1.25	3.25	110	\$357.50	76.00	\$49.78
Melanie Segrave	3175	CapCo	535 Student	11/17/23	1.25	3	110	\$330.00	76.00	\$49.78
Melanie Segrave	3175	CapCo	535 Student	11/27/23	1.25	3.25	110	\$357.50	76.00	\$49.78
Melanie Segrave	3175	CapCo	IEP Meeting	11/6/23	1.00	1	100	\$100.00		\$0.00
Melissa Yopez	3175	CapCo	OT Services	11/2/23	0.50	0.5	110	\$55.00		\$0.00
Melissa Yopez	3175	CapCo	OT Services	11/3/23	0.50	1	110	\$110.00		\$0.00
Melissa Yopez	3175	CapCo	OT Services	11/3/23	0.50	1	110	\$110.00		\$0.00
Melissa Yopez	3175	CapCo	OT Services	11/3/23	0.50	0.5	110	\$55.00		\$0.00
Melissa Yopez	3175	CapCo	OT Services	11/3/23	0.50	1	110	\$110.00		\$0.00
Melissa Yopez	3175	CapCo	OT Services	11/3/23	0.50	1	110	\$110.00		\$0.00

Mercedes Allin	3175	CapCo		Speech Services	11/6/23	0.50	0.5	110	\$55.00		\$0.00
Mercedes Allin	3175	CapCo		Speech Services	11/13/23	0.50	1	110	\$110.00		\$0.00
Mercedes Allin	3175	CapCo		Speech Services	11/27/23	0.50	0.5	110	\$55.00		\$0.00
Mercedes Allin	3175	CapCo		Speech Services	11/2/23	0.50	1	110	\$110.00		\$0.00
Mercedes Allin	3175	CapCo		Speech Services	11/3/23	0.50	1	110	\$110.00		\$0.00
Mercedes Allin	3175	CapCo		Speech Services	11/9/23	0.50	1	110	\$110.00		\$0.00
Mercedes Allin	3175	CapCo		Speech Services	11/16/23	0.50	1	110	\$110.00		\$0.00
Mercedes Allin	3175	CapCo		Speech Services	11/17/23	0.50	1	110	\$110.00		\$0.00
Mercedes Allin	3175	CapCo		Speech Services	11/30/23	0.50	1	110	\$110.00		\$0.00
Mercedes Allin	3175	CapCo		Speech Services	11/30/23	0.50	1	110	\$110.00		\$0.00
Mercedes Allin	3175	CapCo		Speech Services	11/1/23	0.75	1	110	\$110.00		\$0.00
Mia Frimtzis	3175	CapCo		510	11/6/23	0.50	1	100	\$100.00		\$0.00
Mia Frimtzis	3175	CapCo		510	11/13/23	0.50	1	100	\$100.00		\$0.00
Mia Frimtzis	3175	CapCo		510	11/27/23	0.50	1	100	\$100.00		\$0.00
Mia Frimtzis	3175	CapCo		510	11/6/23	0.75	1	100	\$100.00		\$0.00
Mia Frimtzis	3175	CapCo		510	11/13/23	0.75	1	100	\$100.00		\$0.00
Mia Frimtzis	3175	CapCo		510	11/27/23	0.75	1	100	\$100.00		\$0.00
Mia Frimtzis	3175	CapCo		510	11/2/23	0.50	1	100	\$100.00		\$0.00
Mia Frimtzis	3175	CapCo		510	11/9/23	0.50	1	100	\$100.00		\$0.00
Mia Frimtzis	3175	CapCo		510	11/2/23	0.50	1	100	\$100.00		\$0.00
Mia Frimtzis	3175	CapCo		510	11/9/23	0.50	1	100	\$100.00		\$0.00
Mia Frimtzis	3175	CapCo		510	11/9/23	0.50	1	100	\$100.00		\$0.00
Mia Frimtzis	3175	CapCo		510	11/30/23	0.50	1	100	\$100.00		\$0.00
Mia Frimtzis	3175	CapCo		510	11/6/23	0.50	1	100	\$100.00		\$0.00
Mia Frimtzis	3175	CapCo		510	11/13/23	0.50	1	100	\$100.00		\$0.00
Mia Frimtzis	3175	CapCo		510	11/27/23	0.50	1	100	\$100.00		\$0.00
Mia Frimtzis	3175	CapCo		510	11/7/23	0.50	1	100	\$100.00		\$0.00
Mia Frimtzis	3175	CapCo		520	11/7/23	1.00	1	120	\$120.00		\$0.00
Mia Frimtzis	3175	CapCo		510	11/14/23	0.50	1	100	\$100.00		\$0.00
Mia Frimtzis	3175	CapCo		520	11/14/23	1.00	1	120	\$120.00		\$0.00
Mia Frimtzis	3175	CapCo		510	11/28/23	0.50	1	100	\$100.00		\$0.00
Mia Frimtzis	3175	CapCo		520	11/28/23	1.00	1	120	\$120.00		\$0.00
Mia Frimtzis	3175	CapCo		510	11/1/23	0.50	1	100	\$100.00		\$0.00
Mia Frimtzis	3175	CapCo		510	11/15/23	0.50	1	100	\$100.00		\$0.00
Mia Frimtzis	3175	CapCo		520	11/8/23	0.75	1	120	\$120.00		\$0.00
Mia Frimtzis	3175	CapCo		520	11/29/23	0.75	1	120	\$120.00		\$0.00
Mia Frimtzis	3175	CapCo		IEP Meeting	11/13/23	1.00	1	100	\$100.00		\$0.00
Mia Frimtzis	3175	CapCo		IEP Meeting	11/29/23	1.00	1	100	\$100.00		\$0.00
Mia Frimtzis	3175	CapCo		IEP Meeting	11/30/23	1.00	1	100	\$100.00		\$0.00
Michael Saunders	3175	CapCo		APE Assessment	11/22/23	10.50	10.5	110	\$1,155.00		\$0.00
Michael Saunders	3175	CapCo		425 APE Services	11/2/23	0.50	1	110	\$110.00		\$0.00
Michael Saunders	3175	CapCo		425 APE Services	11/9/23	0.50	1	110	\$110.00		\$0.00
Michael Saunders	3175	CapCo		425 APE Services	11/16/23	0.50	1	110	\$110.00		\$0.00
Michael Saunders	3175	CapCo		425 APE Services	11/30/23	0.50	1	110	\$110.00		\$0.00
Michael Saunders	3175	CapCo		APE Services	11/1/23	0.33	1	110	\$110.00		\$0.00
Michael Saunders	3175	CapCo		APE Services	11/8/23	0.33	1	110	\$110.00		\$0.00
Michael Saunders	3175	CapCo		APE Services	11/15/23	0.40	1	110	\$110.00		\$0.00
Michael Saunders	3175	CapCo		APE Services	11/29/23	0.40	1	110	\$110.00		\$0.00
Michael Saunders	3175	CapCo		425 APE Services	11/3/23	0.50	1	110	\$110.00		\$0.00
Michael Saunders	3175	CapCo		425 APE Services	11/17/23	0.50	1	110	\$110.00		\$0.00
Michael Saunders	3175	CapCo		IEP Meeting	11/2/23	1.00	1	100	\$100.00		\$0.00
Mikayla Bell (Schramm)	3175	CapCo		IEP Meeting	11/2/23	1.00	1	100	\$100.00		\$0.00
Mikayla Bell (Schramm)	3175	CapCo		IEP Meeting	11/2/23	1.50	1.5	100	\$150.00		\$0.00
Mikayla Bell (Schramm)	3175	CapCo		IEP Meeting	11/6/23	1.00	1	100	\$100.00		\$0.00
Mikayla Bell (Schramm)	3175	CapCo		IEP Meeting	11/8/23	1.50	1.5	100	\$150.00		\$0.00
Mikayla Bell (Schramm)	3175	CapCo		Speech Assessment	11/17/23	10.50	10.5	110	\$1,155.00		\$0.00
Monique Nguyen	3175	CapCo		OT Services	11/8/23	1.00	2.5	110	\$275.00	66.00	\$43.23
Monique Nguyen	3175	CapCo		OT Services	11/15/23	1.00	2.5	110	\$275.00	66.00	\$43.23
Monique Nguyen	3175	CapCo		IEP Meeting	11/7/23	1.50	1.5	100	\$150.00		\$0.00
Myesha Sharpe	3175	CapCo		OT Services	11/27/23	1.50	1.5	110	\$165.00		\$0.00
Myesha Sharpe	3175	CapCo		OT Services	11/27/23	1.50	1.5	110	\$165.00		\$0.00
Myesha Sharpe	3175	CapCo		OT Services	11/27/23	1.50	1.5	110	\$165.00		\$0.00
Myesha Sharpe	3175	CapCo		IEP Meeting	11/27/23	1.00	1	100	\$100.00		\$0.00
Nadia Rojas	3175	CapCo		ECP	11/4/23	1.50	1.5	110	\$165.00		\$0.00
Nadia Rojas	3175	CapCo		ECP x 2	11/28/23	3.00	3	110	\$330.00		\$0.00
Nadia Rojas	3175	CapCo		ECP	11/29/23	1.50	1.5	110	\$165.00		\$0.00
Nadia Rojas	3175	CapCo		Nursing Assessment Flat	11/4/23	n/a	n/a	n/a	\$500.00		\$0.00
Nadia Rojas	3175	CapCo		Nurse Assessments-Travel/Mileage	11/4/23	0.18	0.18	110	\$19.80	11.00	\$7.21
Nadia Rojas	3175	CapCo		Nursing Assessment Flat	11/4/23	n/a	n/a	n/a	\$500.00		\$0.00
Nadia Rojas	3175	CapCo		Nurse Assessments-Travel/Mileage	11/4/23	2.66	2.66	110	\$292.60	116.00	\$75.98

Nikita Jones	3175	CapCo	OT Services	11/30/23	0.50	0.5	110	\$55.00		\$0.00
Patricia Slaback	3175	CapCo	740 OI Services	11/29/23	0.50	1	110	\$110.00		\$0.00
Penny Lopez	3175	CapCo	Speech Services	10/25/23	0.50	1	110	\$110.00		\$0.00
Penny Lopez	3175	CapCo	Speech Services	11/15/23	0.50	1	110	\$110.00		\$0.00
Penny Lopez	3175	CapCo	Speech Services	11/29/23	0.50	1	110	\$110.00		\$0.00
Penny Lopez	3175	CapCo	Speech Services	11/1/23	0.50	0.5	110	\$55.00		\$0.00
Penny Lopez	3175	CapCo	Speech Services	11/8/23	0.50	0.5	110	\$55.00		\$0.00
Penny Lopez	3175	CapCo	Speech Services	11/29/23	0.50	1	110	\$110.00		\$0.00
Penny Lopez	3175	CapCo	Speech Services	10/25/23	0.50	0.5	110	\$55.00		\$0.00
Penny Lopez	3175	CapCo	Speech Services	11/1/23	0.50	0.5	110	\$55.00		\$0.00
Penny Lopez	3175	CapCo	Speech Services	11/8/23	0.50	0.5	110	\$55.00		\$0.00
Penny Lopez	3175	CapCo	Speech Services	11/15/23	0.50	0.5	110	\$55.00		\$0.00
Penny Lopez	3175	CapCo	Speech Services	11/1/23	0.50	0.5	110	\$55.00		\$0.00
Penny Lopez	3175	CapCo	Speech Services	11/8/23	0.50	0.5	110	\$55.00		\$0.00
Penny Lopez	3175	CapCo	Speech Services	11/15/23	0.50	0.5	110	\$55.00		\$0.00
Penny Lopez	3175	CapCo	Speech Services	11/29/23	0.50	1	110	\$110.00		\$0.00
Penny Lopez	3175	CapCo	Speech Services	11/8/23	0.50	1	110	\$110.00		\$0.00
Penny Lopez	3175	CapCo	Speech Services	11/15/23	0.50	1	110	\$110.00		\$0.00
Penny Lopez	3175	CapCo	Speech Services	11/29/23	0.50	1	110	\$110.00		\$0.00
Roxanna Ware	3175	CapCo	Ed Psych Assmt	11/20/23	n/a	n/a	90	\$90.00	28	\$18.34
Roxanna Ware	3175	CapCo	Ed Psych Assmt	11/22/23	n/a	n/a	n/a	\$1,950.00	22.00	\$14.41
Roxanna Ware	3175	CapCo	Ed Psych Assmt	11/7/23	n/a	n/a	90	\$90.00	22	\$14.41
Roxanna Ware	3175	CapCo	Ed Psych Assmt	11/14/23	n/a	n/a	n/a	\$1,950.00	10.00	\$6.55
Sarah Sabaghzadeh	3175	CapCo	510	11/30/23	0.50	1	100	\$100.00		\$0.00
Sarah Sabaghzadeh	3175	CapCo	510	11/6/23	1.00	1	100	\$100.00		\$0.00
Sarah Sabaghzadeh	3175	CapCo	510	11/13/23	1.00	1	100	\$100.00		\$0.00
Sarah Sabaghzadeh	3175	CapCo	510	11/27/23	1.00	1	100	\$100.00		\$0.00
Sarah Sabaghzadeh	3175	CapCo	515 Couns & Guide	11/14/23	0.50	1	95	\$95.00		\$0.00
Sarah Sabaghzadeh	3175	CapCo	515 Couns & Guide	11/7/23	0.50	1	95	\$95.00		\$0.00
Sarah Sabaghzadeh	3175	CapCo	515 Couns & Guide	11/28/23	0.50	1	95	\$95.00		\$0.00
Sarah Sabaghzadeh	3175	CapCo	510	11/2/23	0.50	1	100	\$100.00		\$0.00
Sarah Sabaghzadeh	3175	CapCo	510	11/9/23	0.50	1	100	\$100.00		\$0.00
Sarah Sabaghzadeh	3175	CapCo	510	11/30/23	0.50	1	100	\$100.00		\$0.00
Sarah Sabaghzadeh	3175	CapCo	515 Couns & Guide	11/14/23	0.50	1	95	\$95.00		\$0.00
Sarah Sabaghzadeh	3175	CapCo	515 Couns & Guide	11/7/23	0.50	0.5	95	\$47.50		\$0.00
Sarah Sabaghzadeh	3175	CapCo	515 Couns & Guide	11/14/23	0.50	1	95	\$95.00		\$0.00
Sarah Sabaghzadeh	3175	CapCo	515 Couns & Guide	11/7/23	0.50	1	95	\$95.00		\$0.00
Sarah Sabaghzadeh	3175	CapCo	515 Couns & Guide	11/28/23	0.50	1	95	\$95.00		\$0.00
Sarah Sabaghzadeh	3175	CapCo	510	11/28/23	0.50	1	100	\$100.00		\$0.00
Sarah Sabaghzadeh	3175	CapCo	510	11/7/23	0.50	0.5	100	\$50.00		\$0.00
Sarah Sabaghzadeh	3175	CapCo	510	11/14/23	0.50	0.5	100	\$50.00		\$0.00
Sarah Sabaghzadeh	3175	CapCo	510	11/7/23	0.50	0.5	100	\$50.00		\$0.00
Sarah Sabaghzadeh	3175	CapCo	510	11/14/23	0.50	1	100	\$100.00		\$0.00
Sarah Sabaghzadeh	3175	CapCo	510	11/28/23	0.50	1	100	\$100.00		\$0.00
Sarah Sabaghzadeh	3175	CapCo	515 Couns & Guide	11/14/23	0.50	1	95	\$95.00		\$0.00
Sarah Sabaghzadeh	3175	CapCo	515 Couns & Guide	11/7/23	0.50	1	95	\$95.00		\$0.00
Sarah Sabaghzadeh	3175	CapCo	515 Couns & Guide	11/28/23	0.50	1	95	\$95.00		\$0.00
Shanna Hottinger	3175	CapCo	ECP	11/9/23	3.00	3	110	\$330.00		\$0.00
Shanna Hottinger	3175	CapCo	Nursing Assessment Flat	10/28/23	n/a	n/a	n/a	\$500.00		\$0.00
Shanna Hottinger	3175	CapCo	Nurse Assessments-Travel/Mileage	10/28/23	2.00	2	110	\$220.00	103.60	\$67.86
Shanna Hottinger	3175	CapCo	Nursing Assessment Flat	11/11/23	n/a	n/a	n/a	\$500.00		\$0.00
Shanna Hottinger	3175	CapCo	Nurse Assessments-Travel/Mileage	11/11/23	2.00	2	110	\$220.00	93.90	\$61.50
Shanna Hottinger	3175	CapCo	Nursing Assessment Flat	11/11/23	n/a	n/a	n/a	\$500.00		\$0.00
Shanna Hottinger	3175	CapCo	Nurse Assessments-Travel/Mileage	11/11/23	0.75	0.75	110	\$82.50	20.00	\$13.10
Shanna Hottinger	3175	CapCo	Nursing Assessment Flat	11/11/23	n/a	n/a	n/a	\$500.00		\$0.00
Shanna Hottinger	3175	CapCo	Nurse Assessments-Travel/Mileage	11/11/23	3.75	3.75	110	\$412.50	138.90	\$90.98
Shelbi Casados	3175	CapCo	Speech Services	11/7/23	0.50	1	110	\$110.00		\$0.00
Shelbi Casados	3175	CapCo	Speech Services	11/14/23	0.50	1	110	\$110.00		\$0.00
Shelbi Casados	3175	CapCo	Speech Services	11/28/23	0.50	1	110	\$110.00		\$0.00
Syndi Shefer	3175	CapCo	Speech Assessment	11/14/23	10.50	10.5	110	\$1,155.00		\$0.00
Syndi Shefer	3175	CapCo	Speech Assessment	11/14/23	10.50	10.5	110	\$1,155.00		\$0.00
Syndi Shefer	3175	CapCo	Speech Services	11/9/23	0.50	0.5	110	\$55.00		\$0.00
Syndi Shefer	3175	CapCo	Speech Services	11/16/23	0.50	0.5	110	\$55.00		\$0.00
Syndi Shefer	3175	CapCo	Speech Services	11/8/23	0.50	1	110	\$110.00		\$0.00
Syndi Shefer	3175	CapCo	IEP Meeting	11/30/23	1.00	1	100	\$100.00		\$0.00
Syndi Shefer	3175	CapCo	Speech Services	11/2/23	0.50	1	110	\$110.00		\$0.00
Syndi Shefer	3175	CapCo	Speech Services	11/9/23	0.50	0.5	110	\$55.00		\$0.00
Syndi Shefer	3175	CapCo	Speech Services	11/16/23	0.50	0.5	110	\$55.00		\$0.00
Teresa Nicolle	3175	CapCo	Nursing Assessment Flat	11/5/23	n/a	n/a	n/a	\$500.00		\$0.00
Teresa Nicolle	3175	CapCo	Nurse Assessments-Travel/Mileage	11/5/23	2.25	2.25	110	\$247.50	134.00	\$87.77
Teresa Nicolle	3175	CapCo	Nursing Assessment Flat	11/5/23	n/a	n/a	n/a	\$500.00		\$0.00

Teresa Nicolle	3175	CapCo	Nurse Assessments-Travel/Mileage	11/5/23	0.25	0.25	110	\$27.50	3.90	\$2.55
Teresa Nicolle	3175	CapCo	Nursing Assessment Flat	11/5/23	n/a	n/a	n/a	\$500.00		\$0.00
Teresa Nicolle	3175	CapCo	Nurse Assessments-Travel/Mileage	11/5/23	1.00	1	110	\$110.00	29.10	\$19.06
Teresa Nicolle	3175	CapCo	Nursing Assessment Flat	11/5/23	n/a	n/a	n/a	\$500.00		\$0.00
Teresa Nicolle	3175	CapCo	Nurse Assessments-Travel/Mileage	11/5/23	3.00	3	110	\$330.00	157.00	\$102.84
Teresa Williams	3175	CapCo	IEP Meeting	10/16/23	1.00	1	100	\$100.00		\$0.00
Teresa Williams	3175	CapCo	IEP Meeting	10/20/23	1.00	1	100	\$100.00		\$0.00
Teresa Williams	3175	CapCo	IEP Meeting	10/26/23	0.50	0.5	100	\$50.00		\$0.00
Terrie Schoch	3175	CapCo	515	11/14/23	0.75	1	95	\$95.00		\$0.00
Terrie Schoch	3175	CapCo	515	11/28/23	0.75	0.5	95	\$47.50		\$0.00
Terrie Schoch	3175	CapCo	510	11/3/23	0.50	1	100	\$100.00		\$0.00
Terrie Schoch	3175	CapCo	515	11/10/23	0.50	1	95	\$95.00		\$0.00
Terrie Schoch	3175	CapCo	520	11/3/23	0.50	1	120	\$120.00		\$0.00
Terrie Schoch	3175	CapCo	515	11/17/23	0.50	0.5	95	\$47.50		\$0.00
Terrie Schoch	3175	CapCo	515	11/3/23	0.50	1	95	\$95.00		\$0.00
Terrie Schoch	3175	CapCo	515	11/10/23	0.50	1	95	\$95.00		\$0.00
Terrie Schoch	3175	CapCo	515	11/27/23	0.50	0.5	95	\$47.50		\$0.00
Terrie Schoch	3175	CapCo	510	11/3/23	0.50	1	100	\$100.00		\$0.00
Terrie Schoch	3175	CapCo	535 Behavior Student	11/13/23	1.00	0.5	110	\$55.00		\$0.00
Terrie Schoch	3175	CapCo	535 Behavior Student	11/15/23	1.00	0.5	110	\$55.00		\$0.00
Terrie Schoch	3175	CapCo	535 Behavior Student	11/6/23	1.00	0.5	110	\$55.00		\$0.00
Terrie Schoch	3175	CapCo	535 Behavior Student	11/1/23	1.00	0.5	110	\$55.00		\$0.00
Terrie Schoch	3175	CapCo	535 Behavior Student	11/3/23	1.00	0.5	110	\$55.00		\$0.00
Terrie Schoch	3175	CapCo	535 Behavior Student	11/30/23	1.00	0.5	110	\$55.00		\$0.00
Terrie Schoch	3175	CapCo	535 Behavior Student	11/27/23	1.00	0.5	110	\$55.00		\$0.00
Terrie Schoch	3175	CapCo	510	11/2/23	0.50	0.5	100	\$50.00		\$0.00
Terrie Schoch	3175	CapCo	510	11/9/23	0.50	0.5	100	\$50.00		\$0.00
Terrie Schoch	3175	CapCo	510	11/30/23	0.50	1	100	\$100.00		\$0.00
Terrie Schoch	3175	CapCo	510	11/16/23	0.50	0.5	100	\$50.00		\$0.00
Terrie Schoch	3175	CapCo	515	11/7/23	0.50	1	95	\$95.00		\$0.00
Terrie Schoch	3175	CapCo	515	11/28/23	0.50	1	95	\$95.00		\$0.00
Terrie Schoch	3175	CapCo	515	11/10/23	1.00	1	95	\$95.00		\$0.00
Terrie Schoch	3175	CapCo	515	11/15/23	1.00	1	95	\$95.00		\$0.00
Terrie Schoch	3175	CapCo	515	11/17/23	0.50	0.5	95	\$47.50		\$0.00
Terrie Schoch	3175	CapCo	535 Behavior Student	11/1/23	1.00	0.5	110	\$55.00		\$0.00
Terrie Schoch	3175	CapCo	535 Behavior Student	11/6/23	1.00	0.5	110	\$55.00		\$0.00
Terrie Schoch	3175	CapCo	535 Behavior Student	11/8/23	1.00	0.5	110	\$55.00		\$0.00
Terrie Schoch	3175	CapCo	535 Behavior Student	11/13/23	1.00	0.5	110	\$55.00		\$0.00
Terrie Schoch	3175	CapCo	535 Behavior Student	11/15/23	1.00	0.5	110	\$55.00		\$0.00
Terrie Schoch	3175	CapCo	535 Behavior Student	11/17/23	1.00	0.5	110	\$55.00		\$0.00
Terrie Schoch	3175	CapCo	535 Behavior Student	11/27/23	1.00	0.5	110	\$55.00		\$0.00
Terrie Schoch	3175	CapCo	535 Behavior Student	11/29/23	1.00	0.5	110	\$55.00		\$0.00
Terrie Schoch	3175	CapCo	510	11/2/23	0.33	0.5	100	\$50.00		\$0.00
Terrie Schoch	3175	CapCo	510	11/16/23	0.33	0.5	100	\$50.00		\$0.00
Terrie Schoch	3175	CapCo	510	11/28/23	0.33	0.5	100	\$50.00		\$0.00
Terrie Schoch	3175	CapCo	510	11/9/23	0.33	0.5	100	\$50.00		\$0.00
Terrie Schoch	3175	CapCo	510	11/30/23	0.50	1	100	\$100.00		\$0.00
Terrie Schoch	3175	CapCo	515 Couns & Guide	11/29/23	0.50	1	95	\$95.00		\$0.00
Terrie Schoch	3175	CapCo	515 Couns & Guide	11/1/23	0.50	0.5	95	\$47.50		\$0.00
Terrie Schoch	3175	CapCo	515 Couns & Guide	11/10/23	0.50	0.5	95	\$47.50		\$0.00
Terrie Schoch	3175	CapCo	515 Couns & Guide	11/17/23	0.50	0.5	95	\$47.50		\$0.00
Terrie Schoch	3175	CapCo	515 Couns & Guide	11/7/23	0.50	1	95	\$95.00		\$0.00
Terrie Schoch	3175	CapCo	515 Couns & Guide	11/14/23	0.50	1	95	\$95.00		\$0.00
Terrie Schoch	3175	CapCo	515 Couns & Guide	11/28/23	0.50	0.5	95	\$47.50		\$0.00
Terrie Schoch	3175	CapCo	515 Couns & Guide	11/3/23	0.50	1	95	\$95.00		\$0.00
Terrie Schoch	3175	CapCo	515 Couns & Guide	11/30/23	0.50	0.5	95	\$47.50		\$0.00
Terrie Schoch	3175	CapCo	515 Couns & Guide	11/10/23	0.50	1	95	\$95.00		\$0.00
Terrie Schoch	3175	CapCo	515 Couns & Guide	11/17/23	0.50	0.5	95	\$47.50		\$0.00
Terrie Schoch	3175	CapCo	510	11/2/23	0.50	0.5	100	\$50.00		\$0.00
Terrie Schoch	3175	CapCo	510	11/9/23	0.50	0.5	100	\$50.00		\$0.00
Terrie Schoch	3175	CapCo	510	11/28/23	0.50	0.5	100	\$50.00		\$0.00
Terrie Schoch	3175	CapCo	535 Behavior Student	11/17/23	1.00	1	110	\$110.00		\$0.00
Terrie Schoch	3175	CapCo	535 Behavior Student	11/27/23	1.00	1	110	\$110.00		\$0.00
Terrie Schoch	3175	CapCo	535 Behavior Student	11/29/23	1.00	0.5	110	\$55.00		\$0.00
Terrie Schoch	3175	CapCo	535 Behavior Student	11/30/23	1.00	0.5	110	\$55.00		\$0.00
Terrie Schoch	3175	CapCo	535 Behavior Student	11/1/23	1.00	1	110	\$110.00		\$0.00
Terrie Schoch	3175	CapCo	535 Behavior Student	11/3/23	1.00	1	110	\$110.00		\$0.00
Terrie Schoch	3175	CapCo	535 Behavior Student	11/13/23	1.00	1	110	\$110.00		\$0.00
Terrie Schoch	3175	CapCo	535 Behavior Student	11/6/23	1.00	0.5	110	\$55.00		\$0.00
Terrie Schoch	3175	CapCo	535 Behavior Student	11/8/23	1.00	0.5	110	\$55.00		\$0.00
Terrie Schoch	3175	CapCo	535 Behavior Student	11/10/23	1.00	0.5	110	\$55.00		\$0.00

Terrie Schoch	3175	CapCo	535 Behavior Student	11/15/23	1.00	0.5	110	\$55.00		\$0.00
Terrie Schoch	3175	CapCo	510	11/2/23	0.50	1	100	\$100.00		\$0.00
Terrie Schoch	3175	CapCo	510	11/6/23	0.50	1	100	\$100.00		\$0.00
Terrie Schoch	3175	CapCo	510	11/17/23	0.50	1	100	\$100.00		\$0.00
Terrie Schoch	3175	CapCo	510	11/1/23	0.50	0.5	100	\$50.00		\$0.00
Terrie Schoch	3175	CapCo	530	11/27/23	0.33	1	110	\$110.00		\$0.00
Terrie Schoch	3175	CapCo	530	11/28/23	0.33	1	110	\$110.00		\$0.00
Terrie Schoch	3175	CapCo	530	11/30/23	0.33	1	110	\$110.00		\$0.00
Terrie Schoch	3175	CapCo	530	11/8/23	0.33	1	110	\$110.00		\$0.00
Terrie Schoch	3175	CapCo	530	11/13/23	0.33	1	110	\$110.00		\$0.00
Terrie Schoch	3175	CapCo	530	11/15/23	0.33	1	110	\$110.00		\$0.00
Terrie Schoch	3175	CapCo	IEP Meeting	11/6/23	1.00	1	100	\$100.00		\$0.00
Terrie Schoch	3175	CapCo	IEP Meeting	11/8/23	1.50	1.5	100	\$150.00		\$0.00
Terrie Schoch	3175	CapCo	IEP Meeting	11/2/23	1.50	1.5	100	\$150.00		\$0.00
Terrie Schoch	3175	CapCo	IEP Meeting	11/19/23	1.00	1	100	\$100.00		\$0.00
Terrie Schoch	3175	CapCo	IEP Meeting	11/30/23	1.50	1.5	100	\$150.00		\$0.00
Terrie Schoch	3175	CapCo	IEP Meeting	11/27/23	1.00	1	100	\$100.00		\$0.00
Terrie Schoch	3175	CapCo	IEP Meeting	11/27/23	1.00	1	100	\$100.00		\$0.00
Terrie Schoch	3175	CapCo	IEP Meeting	11/28/23	1.00	1	100	\$100.00		\$0.00
Vahe Amirian	3175	CapCo	Ed Psych Assessment	10/26/23	n/a	n/a	n/a	\$1,950.00	8.00	\$5.24
Vahe Amirian	3175	CapCo	ERMHS Assessment	10/27/23	n/a	n/a	n/a	\$1,950.00	8.00	\$5.24
Vahe Amirian	3175	CapCo	Ed Psych Assessment	11/1/23	n/a	n/a	n/a	\$1,950.00	88.00	\$57.64
Vahe Amirian	3175	CapCo	Ed Psych Assessment	11/2/23	n/a	n/a	n/a	\$1,950.00	102.00	\$66.81
Vahe Amirian	3175	CapCo	Ed Psych Assessment	11/7/23	n/a	n/a	n/a	\$1,950.00	112.00	\$73.36
Vahe Amirian	3175	CapCo	Ed Psych Assessment	11/18/23	n/a	n/a	n/a	\$1,950.00	112.00	\$73.36
Vahe Amirian	3175	CapCo	Ed Psych Assessment	11/16/23	n/a	n/a	n/a	\$1,950.00	104.00	\$68.12
Vahe Amirian	3175	CapCo	IEP Meeting	11/3/23	1.10	1.1	100	\$110.00		\$0.00
Vahe Amirian	3175	CapCo	IEP Meeting	11/8/23	1.00	1	100	\$100.00		\$0.00
Vahe Amirian	3175	CapCo	IEP Meeting	11/14/23	1.00	1	100	\$100.00		\$0.00
Vahe Amirian	3175	CapCo	IEP Meeting	11/14/23	1.00	1	100	\$100.00		\$0.00
Vahe Amirian	3175	CapCo	IEP Meeting	11/14/23	1.10	1.1	100	\$110.00		\$0.00
Vahe Amirian	3175	CapCo	IEP Meeting	11/16/23	1.00	1	100	\$100.00		\$0.00
Vahe Amirian	3175	CapCo	IEP Meeting	11/15/23	1.60	1.6	100	\$160.00		\$0.00
Vahe Amirian	3175	CapCo	IEP Meeting	11/17/23	1.00	1	100	\$100.00		\$0.00
Vahe Amirian	3175	CapCo	IEP Meeting	11/27/23	1.00	1	100	\$100.00		\$0.00
Vahe Amirian	3175	CapCo	IEP Meeting	11/28/23	1.00	1	100	\$100.00		\$0.00
Vahe Amirian	3175	CapCo	IEP Meeting	11/30/23	1.50	1.5	100	\$150.00		\$0.00
Vanessa Abraham	3175	CapCo	Speech Assessment	10/31/23	10.50	10.5	110	\$1,155.00		\$0.00
Vanessa Abraham	3175	CapCo	Speech Assessment	11/7/23	10.50	10.5	110	\$1,155.00		\$0.00
Vanessa Abraham	3175	CapCo	Speech Assessment	11/11/23	10.50	10.5	110	\$1,155.00		\$0.00
Vanessa Abraham	3175	CapCo	Speech Assessment	11/16/23	10.50	10.5	110	\$1,155.00		\$0.00
Vanessa Abraham	3175	CapCo	IEP Meeting	11/2/23	1.00	1	100	\$100.00		\$0.00
Vanessa Abraham	3175	CapCo	IEP Meeting	11/3/23	1.00	1	100	\$100.00		\$0.00
Vanessa Abraham	3175	CapCo	IEP Meeting	11/3/23	1.50	1.5	100	\$150.00		\$0.00
Vanessa Abraham	3175	CapCo	IEP Meeting	11/3/23	1.00	1	100	\$100.00		\$0.00
Vanessa Abraham	3175	CapCo	IEP Meeting	11/7/23	1.50	1.5	100	\$150.00		\$0.00
Vanessa Abraham	3175	CapCo	IEP Meeting	11/13/23	1.50	1.5	100	\$150.00		\$0.00
Vanessa Abraham	3175	CapCo	IEP Meeting	11/13/23	1.25	1.25	100	\$125.00		\$0.00
Vanessa Abraham	3175	CapCo	IEP Meeting	11/29/23	1.00	1	100	\$100.00		\$0.00
Vanessa Abraham	3175	CapCo	IEP Meeting	11/30/23	1.00	1	100	\$100.00		\$0.00
Vanessa Abraham	3175	CapCo	IEP Meeting	11/27/23	1.00	1	100	\$100.00		\$0.00
Vanessa Abraham	3175	CapCo	IEP Meeting	11/16/23	1.00	1	100	\$100.00		\$0.00
Vanessa Abraham	3175	CapCo	IEP Meeting	11/29/23	1.00	1	100	\$100.00		\$0.00
Vanessa Abraham	3175	CapCo	IEP Meeting	11/30/23	1.00	1	100	\$100.00		\$0.00
Yvonne Duarte	3175	CapCo	535 Behavior Student	11/6/23	0.50	1	110	\$110.00		\$0.00
Yvonne Duarte	3175	CapCo	535 Behavior Student	11/8/23	0.50	1	110	\$110.00		\$0.00
Yvonne Duarte	3175	CapCo	535 Behavior Student	11/13/23	0.50	1	110	\$110.00		\$0.00
Yvonne Duarte	3175	CapCo	535 Behavior Student	11/15/23	0.50	1	110	\$110.00		\$0.00
Yvonne Duarte	3175	CapCo	535 Behavior Student	11/27/23	0.50	1	110	\$110.00		\$0.00
Yvonne Duarte	3175	CapCo	535 Behavior Student	11/29/23	0.50	1	110	\$110.00		\$0.00
Total				Total for Service:	\$259,431.50	\$	4,909.62	\$264,341.12		
				Total for Mileage:					7,495.60	\$4,909.62
				Total Due:						

EFFECTUAL EDUCATIONAL CONSULTING SERVICES

22756 Sweet Meadow
 Mission Viejo, CA 92692
 (661) 400-1407
 rhawnda.bochum@eecsspedservices.com



Effectual Educational Consulting Services

BILL TO

Connections Education dba Pearson
 OBL
 SoCal
 10960 Grantchester Way - 3rd floor
 Columbia, MD 21044

INVOICE # 11623
DATE 11/30/2023
TERMS Net 30

DESCRIPTION	QTY	RATE	AMOUNT
Cindy Lopez - Vision Services: SoCal 11/06/23 1.00	1	120.00	120.00
Bevy Escobar - School Nurse: SOCAL 11/15/23 4.00 11/14/23 4.00 11/15/23 4.00 11/14/23 4.00 11/14/23 4.00 11/13/23 4.00	24	110.00	2,640.00
Hether Henderson - School Psychologist: SOCAL 11/09/23 0.50 11/14/23 0.50 11/16/23 0.50 11/18/23 7.50 11/26/23 2.50 11/27/23 0.50 11/27/23 1.00 11/27/23 2.00	15	110.00	1,650.00
Sylvia Soria - School Psychologist: SoCal 11/06/23 9.00 11/08/23 15.00 11/29/23 6.00	30	110.00	3,300.00
Romayn Jones - Speech and Language Pathologist: SoCal 11/17/23 3.50	3.50	130.00	455.00
Linda Nguyen - School Psychologist: SOCAL 11/09/23 2.00 11/09/23 2.00	4	110.00	440.00
Jill Morrison - Behavior Intervention Services:	5.53	100.00	553.00

DESCRIPTION	QTY	RATE	AMOUNT
SoCal			
11/07/23 0.50 [REDACTED]			
11/07/23 1.63 [REDACTED]			
11/14/23 0.50 [REDACTED]			
11/14/23 1.20 [REDACTED]			
11/28/23 0.50 [REDACTED]			
11/28/23 1.20 [REDACTED]			
Henry Hernandez - Parent Counseling:	1	100.00	100.00
SoCal			
11/06/23 1.00 [REDACTED]			
Paul Friedman - School Psychologist:	33	110.00	3,630.00
SoCal			
11/03/23 1.50 [REDACTED]			
11/04/23 15.00 [REDACTED]			
11/15/23 1.50 [REDACTED]			
10/30/23 15.00 [REDACTED]			
Vanessa Smith - Speech and Language Pathologist:	5	130.00	650.00
SoCal			
11/27/23 4.00 [REDACTED]			
11/29/23 1.00 [REDACTED]			
Gary Vierra - Adaptive PE services:	0.75	110.00	82.50
SoCal			
11/09/23 0.25 [REDACTED]			
11/09/23 0.50 [REDACTED]			
Monique Charbonnet - Physical Therapist:	2	160.00	320.00
SoCal			
11/03/23 0.50 [REDACTED]			
11/03/23 0.50 [REDACTED]			
11/17/23 0.50 [REDACTED]			
11/17/23 0.50 [REDACTED]			
BAE Therapy - Behavior Intervention Services:	10	100.00	1,000.00
SoCal			
11/01/23 2.00 [REDACTED]			
11/08/23 2.00 [REDACTED]			
11/15/23 2.00 [REDACTED]			
11/22/23 2.00 [REDACTED]			
11/29/23 2.00 [REDACTED]			
Christina Gabrielsen - School Psychologist:	19	110.00	2,090.00
SoCal			
11/12/23 2.50 [REDACTED]			
11/13/23 4.00 [REDACTED]			
11/14/23 4.00 [REDACTED]			
11/16/23 3.50 [REDACTED]			
11/17/23 4.00 [REDACTED]			
11/30/23 1.00 [REDACTED]			
Cheryl Stein - Adaptive PE services:	2.25	110.00	247.50
11/06/23 0.75 [REDACTED]			
11/13/23 0.75 [REDACTED]			
11/27/23 0.75 [REDACTED]			
Erin Titone - Orthopedic Impairment Specialist:	6	120.00	720.00
SoCal			
11/01/23 2.00 [REDACTED]			
11/02/23 2.00 [REDACTED]			

DESCRIPTION	QTY	RATE	AMOUNT
11/03/23 1.00 [REDACTED]			
11/06/23 1.00 [REDACTED]			
Jill Morrison - Individual Counseling: SoCal	16.57	100.00	1,657.00
11/07/23 0.50 [REDACTED]			
11/07/23 1.62 [REDACTED]			
11/14/23 0.50 [REDACTED]			
11/14/23 1.20 [REDACTED]			
11/28/23 0.50 [REDACTED]			
11/28/23 1.20 [REDACTED]			
11/06/23 0.50 [REDACTED]			
11/06/23 1.63 [REDACTED]			
11/13/23 0.50 [REDACTED]			
11/13/23 1.20 [REDACTED]			
11/27/23 0.50 [REDACTED]			
11/27/23 1.20 [REDACTED]			
11/07/23 0.50 [REDACTED]			
11/07/23 1.62 [REDACTED]			
11/14/23 0.50 [REDACTED]			
11/14/23 1.20 [REDACTED]			
11/28/23 0.50 [REDACTED]			
11/28/23 1.20 [REDACTED]			
Kathryn Pierson - School Psychologist: SoCal	22	110.00	2,420.00
11/10/23 2.50 [REDACTED]			
11/15/23 2.00 [REDACTED]			
11/20/23 2.00 [REDACTED]			
11/28/23 5.00 [REDACTED]			
11/30/23 6.00 [REDACTED]			
11/04/23 2.50 [REDACTED]			
11/11/23 2,50 [REDACTED]			
11/26/23 2.00 [REDACTED]			
Henry Hernandez - Individual Counseling: Social	18.57	100.00	1,857.00
11/01/23 0.50 [REDACTED]			
11/01/23 1.23 [REDACTED]			
11/08/23 0.50 [REDACTED]			
11/08/23 1.23 [REDACTED]			
11/13/23 1.50 [REDACTED]			
11/14/23 0.50 [REDACTED]			
11/14/23 1.23 [REDACTED]			
11/28/23 0.50 [REDACTED]			
11/28/23 1.23 [REDACTED]			
11/07/23 0.50 [REDACTED]			
11/07/23 1.23 [REDACTED]			
11/14/23 0.50 [REDACTED]			
11/14/23 1.23 [REDACTED]			
11/28/23 0.50 [REDACTED]			
11/28/23 1.23 [REDACTED]			
11/02/23 0.50 [REDACTED]			
11/02/23 1.23 [REDACTED]			
11/03/23 1.50 [REDACTED]			
11/09/23 0.50 [REDACTED]			
11/09/23 1.23 [REDACTED]			
Michael Block - Counseling & Guidance:	9.50	100.00	950.00

DESCRIPTION	QTY	RATE	AMOUNT
Socal			
11/30/23 1.00			
11/29/23 0.50			
11/16/23 0.50			
11/16/23 2.50			
11/08/23 0.50			
11/08/23 2.00			
11/02/23 0.50			
11/02/23 2.00			
Michael Block - Individual Counseling:	17.50	100.00	1,750.00
SoCal			
11/29/23 0.50			
11/29/23 1.00			
11/15/23 0.50			
11/15/23 2.00			
11/07/23 0.50			
11/07/23 2.00			
11/01/23 0.50			
11/01/23 2.00			
11/28/23 0.50			
11/28/23 2.00			
11/13/23 0.50			
11/13/23 2.00			
11/06/23 0.50			
11/06/23 2.00			
11/07/23 0.50			
11/07/23 0.50			
Michael Block - Behavior Intervention Services:	21.50	100.00	2,150.00
SoCal			
11/17/23 2.50			
11/03/23 0.50			
11/09/23 0.50			
11/17/23 0.50			
11/30/23 0.50			
11/03/23 2.00			
11/09/23 2.00			
11/30/23 1.00			
11/03/23 0.75			
11/09/23 0.75			
11/16/23 0.75			
11/30/23 0.75			
11/03/23 2.50			
11/09/23 2.00			
11/16/23 2.50			
11/30/23 2.00			
Sarah Johnson - Adaptive PE services:	15.50	110.00	1,705.00
SoCal			
11/13/23 0.50			
11/06/23 0.50			
11/01/23 0.50			
11/03/23 1.50			
11/03/23 4.50			
11/08/23 0.50			
11/16/23 0.50			
11/29/23 0.50			

DESCRIPTION	QTY	RATE	AMOUNT
11/02/23 0.50			
11/02/23 1.00			
11/03/23 1.50			
11/13/23 0.50			
11/30/23 0.25			
11/30/23 0.75			
11/01/23 0.50			
11/08/23 0.50			
11/16/23 0.50			
11/29/23 0.50			
Artesja Cobb - Occupational Therapist: SoCAL	4	130.00	520.00
11/1/2023 0.50			
11/15/2023 0.50			
11/29/2023 0.50			
11/1/2023 0.50			
11/1/2023 0.50			
11/15/2023 0.50			
11/20/2023 0.50			
11/29/2023 0.50			
Henry Hernandez - Behavior Intervention Services: Social	22.19	100.00	2,219.00
11/01/23 0.50			
11/01/23 1.23			
11/08/23 0.50			
11/08/23 1.23			
11/15/23 0.50			
11/15/23 1.23			
11/29/23 0.50			
11/29/23 1.23			
11/02/23 0.50			
11/02/23 1.23			
11/09/23 0.50			
11/09/23 1.23			
11/16/23 0.50			
11/16/23 1.23			
11/30/23 0.50			
11/30/23 1.23			
11/06/23 0.50			
11/06/23 1.23			
11/13/23 0.50			
11/13/23 1.23			
11/27/23 0.50			
11/27/23 1.23			
11/09/23 0.50			
11/09/23 1.23			
11/13/23 0.20			
11/13/23 1.23			
Henry Hernandez - Counseling & Guidance: Social	8.42	100.00	842.00
11/02/23 0.50			
11/02/23 1.23			
11/09/23 0.50			
11/09/23 1.23			
11/16/23 0.50			

DESCRIPTION	QTY	RATE	AMOUNT
11/16/23 1.23			
11/27/23 1.50			
11/30/23 0.50			
11/30/23 1.23			

Thank you for your business.

BALANCE DUE

\$34,068.00

EFFECTUAL EDUCATIONAL CONSULTING SERVICES

22756 Sweet Meadow
 Mission Viejo, CA 92692
 (661) 400-1407
 rhawnda.bochum@eecsspedservices.com



BILL TO

Connections Education dba Pearson
 OBL
 SoCal
 10960 Grantchester Way - 3rd floor
 Columbia, MD 21044

INVOICE # 11791
DATE 12/31/2023
TERMS Net 30

DESCRIPTION	QTY	RATE	AMOUNT
Paul Friedman - School Psychologist: SoCal 12/08/23 1.50 [REDACTED]	1.50	110.00	165.00
Jill Morrison - Behavior Intervention Services: SoCal 12/05/23 0.50 [REDACTED] 12/05/23 1.63 [REDACTED] 12/12/23 0.50 [REDACTED] 12/12/23 1.20 [REDACTED]	3.83	100.00	383.00
Jill Morrison - Individual Counseling: SoCal 12/05/23 0.50 [REDACTED] 12/05/23 1.62 [REDACTED] 12/12/23 0.50 [REDACTED] 12/12/23 1.20 [REDACTED] 12/04/23 0.50 [REDACTED] 12/04/23 1.63 [REDACTED] 12/11/23 0.50 [REDACTED] 12/11/23 1.20 [REDACTED] 12/05/23 0.50 [REDACTED] 12/05/23 1.62 [REDACTED] 12/12/23 0.50 [REDACTED] 12/12/23 1.20 [REDACTED]	11.47	100.00	1,147.00
Michelle Ballard - School Psychologist: SoCal 08/09/23 0.50 [REDACTED] 08/15/23 0.25 [REDACTED] 08/22/23 2.00 [REDACTED] 08/29/23 3.00 [REDACTED] 08/30/23 2.00 [REDACTED] 09/02/23 1.00 [REDACTED] 09/06/23 0.25 [REDACTED] 09/13/23 3.00 [REDACTED] 09/19/23 2.00 [REDACTED] 09/20/23 2.00 [REDACTED]	59.25	110.00	6,517.50

DESCRIPTION	QTY	RATE	AMOUNT
10/03/23 3.00			
10/06/23 1.50			
11/02/23 0.50			
11/17/23 3.00			
11/20/23 3.00			
11/21/23 3.00			
11/28/23 2.00			
11/29/23 0.50			
11/29/23 0.50			
11/30/23 0.50			
12/02/23 3.00			
12/05/23 3.50			
12/07/23 0.25			
12/12/23 1.50			
12/15/23 1.00			
12/01/23 3.00			
12/04/23 3.00			
12/05/23 5.00			
12/06/23 3.00			
12/07/23 1.50			
12/15/23 1.00			
Cheryl Stein - Adaptive PE services:	1.50	110.00	165.00
12/04/23 0.75			
12/11/23 0.75			
Hether Henderson - School Psychologist:	12	110.00	1,320.00
SOCAL			
12/01/23 0.50			
12/01/23 0.50			
12/06/23 3.00			
12/15/23 3.00			
12/04/23 2.00			
12/06/23 1.50			
12/13/23 1.50			
Courtney Robinson - Speech and Language Pathologist:	1.50	130.00	195.00
SoCal			
11/09/23 1.50			
Shannon Ricci - Audiologist:	2.25	118.00	265.50
12/08/23 2.25			
Christina Gabrielsen - School Psychologist:	32	110.00	3,520.00
SoCal			
12/16/23 3.00			
12/17/23 4.00			
12/20/23 5.00			
12/26/23 3.00			
12/26/23 3.00			
12/27/23 4.00			
12/28/23 5.00			
12/30/23 5.00			
Artesja Cobb - Occupational Therapist:	3.50	130.00	455.00
SoCAL			
12/6/2023 0.50			
12/12/2023 1.0			
12/13/2023 0.5			
12/13/2023 0.5			

DESCRIPTION	QTY	RATE	AMOUNT
12/14/2023 0.50 [REDACTED]			
12/14/2023 0.50 [REDACTED]			
Romayn Jones - Speech and Language Pathologist: SoCal	1.50	130.00	195.00
12/13/23 1.50 [REDACTED]			
BAE Therapy - Behavior Intervention Services: SoCal	4	100.00	400.00
12/06/23 2.00 [REDACTED]			
12/13/23 2.00 [REDACTED]			
Monique Charbonnet - Physical Therapist: SoCal	3	160.00	480.00
12/01/23 0.50 [REDACTED]			
12/01/23 0.50 [REDACTED]			
12/08/23 0.50 [REDACTED]			
12/08/23 0.50 [REDACTED]			
12/15/23 0.50 [REDACTED]			
12/15/23 0.50 [REDACTED]			
Kathryn Pierson - School Psychologist: SoCal	3.50	110.00	385.00
12/01/23 1.00 [REDACTED]			
12/04/23 1.50 [REDACTED]			
12/20/23 1.00 [REDACTED]			
Lisa Ryan - School Psychologist: SoCal	19.75	110.00	2,172.50
12/04/23 1.00 [REDACTED]			
12/10/23 0.25 [REDACTED]			
12/12/23 3.25 [REDACTED]			
12/13/23 0.75 [REDACTED]			
12/15/23 4.00 [REDACTED]			
12/19/23 4.00 [REDACTED]			
12/20/23 4.50 [REDACTED]			
12/27/23 2.00 [REDACTED]			
Michael Block - Counseling & Guidance: SoCal	5	100.00	500.00
12/06/23 0.50 [REDACTED]			
12/06/23 2.00 [REDACTED]			
12/13/23 0.50 [REDACTED]			
12/13/23 2.00 [REDACTED]			
Michael Block - Individual Counseling: SoCal	13	100.00	1,300.00
12/05/23 0.50 [REDACTED]			
12/05/23 2.00 [REDACTED]			
12/12/23 0.50 [REDACTED]			
12/12/23 2.00 [REDACTED]			
12/04/23 0.50 [REDACTED]			
12/04/23 2.00 [REDACTED]			
12/11/23 0.50 [REDACTED]			
12/11/23 2.00 [REDACTED]			
12/05/23 0.50 [REDACTED]			
12/05/23 0.50 [REDACTED]			
12/12/23 0.50 [REDACTED]			
12/12/23 1.50 [REDACTED]			
Michael Block - Behavior Intervention Services: SoCal	13.75	100.00	1,375.00

DESCRIPTION	QTY	RATE	AMOUNT
12/07/23 0.50			
12/07/23 2.00			
12/14/23 0.50			
12/14/23 2.00			
12/01/23 0.75			
12/01/23 2.50			
12/07/23 0.75			
12/07/23 2.00			
12/14/23 0.75			
12/14/23 2.00			
Gary Vierra - Adaptive PE services:	0.75	110.00	82.50
SoCal			
12/01/23 0.25			
12/01/23 0.50			
Henry Hernandez - Parent Counseling:	3.61	100.00	361.00
SoCal			
12/04/23 1.00			
12/04/23 1.18			
12/04/23 0.25			
12/04/23 1.18			
Henry Hernandez - Individual Counseling:	11.58	100.00	1,158.00
Socal			
12/05/23 0.50			
12/05/23 1.18			
12/12/23 0.50			
12/12/23 1.18			
12/07/23 0.50			
12/07/23 1.18			
12/14/23 0.50			
12/14/23 1.18			
12/06/23 0.50			
12/06/23 1.18			
12/11/23 0.50			
12/13/23 0.50			
12/13/23 0.50			
12/12/23 0.50			
12/12/23 1.18			
Sarah Johnson - Adaptive PE services:	7.50	110.00	825.00
SoCal			
12/13/23 0.50			
12/04/23 0.50			
12/05/23 0.50			
12/13/23 0.50			
12/14/23 0.50			
12/14/23 1.00			
12/01/23 0.50			
12/01/23 1.00			
12/15/23 0.50			
12/05/23 0.50			
12/08/23 0.50			
12/13/23 0.50			
12/14/23 0.50			
BAE Therapy - Behavior Intervention Services:	4	100.00	400.00
08/02/23 2.00			
08/09/23 2.00			

DESCRIPTION	QTY	RATE	AMOUNT
Clarissa English - School Psychologist:	28.50	110.00	3,135.00
SoCal			
11/16/23 1.00			
11/17/23 6.00			
11/20/23 7.00			
12/18/23 1.50			
12/19/23 3.00			
12/20/23 3.00			
12/29/23 7.00			
Henry Hernandez - Behavior Intervention Services:	11.76	100.00	1,176.00
Socal			
12/06/23 0.50			
12/06/23 1.18			
12/13/23 0.50			
12/13/23 1.18			
12/07/23 0.50			
12/07/23 1.18			
12/14/23 0.50			
12/14/23 1.18			
12/04/23 0.50			
12/04/23 1.18			
12/11/23 0.50			
12/11/23 1.18			
12/14/23 0.50			
12/14/23 1.18			
Henry Hernandez - Counseling & Guidance:	3.36	100.00	336.00
Socal			
12/07/23 0.50			
12/07/23 1.18			
12/14/23 0.50			
12/14/23 1.18			

Thank you for your business.

BALANCE DUE

\$28,414.00

BILLING INVOICE

Invoice #	3176	Bill To:	California Online Public School
Invoice Date:	11/30/23		Attn: La Chelle Carter
Name:	El Paseo Children's Center Inc		
Mailing Address	74075 El Paseo Drive, Suite A2B Palm Desert, CA 92260		lacarter@calca.connectionsacademy.org SPED-Finance@californiaops.org abatin@calca.connectionsacademy.org
Telephone	760-342-4900		

Provider	Invoice #	Region	Student	Service Type	Service Date	Actual Service Time	Billable Service in Hours	Hourly Fee	Amount Due for Service	Miles Traveled	Miles Traveled x 655
Abigail Smalligan	3176	NorCal		IAC Assessment	11/15/23	n/a	n/a	n/a	\$1,783.00		\$0.00
Abigail Smalligan	3176	NorCal		IAC Consultation	11/5/23	0.50	1	120	\$120.00		\$0.00
Adriana Covarrubias	3176	NorCal		DT Services	11/1/23	0.50	1	110	\$110.00		\$0.00
Adriana Covarrubias	3176	NorCal		DT Services	11/1/23	0.50	1	110	\$110.00		\$0.00
Alien Nguyenly	3176	NorCal		DT Services	11/3/23	0.50	1	110	\$110.00		\$0.00
Alien Nguyenly	3176	NorCal		DT Services	11/8/23	0.50	1	110	\$110.00		\$0.00
Alien Nguyenly	3176	NorCal		DT Services	11/17/23	0.50	1	110	\$110.00		\$0.00
Alien Nguyenly	3176	NorCal		DT Services	11/3/23	0.50	0.5	110	\$55.00		\$0.00
Alien Nguyenly	3176	NorCal		DT Services	11/17/23	0.50	1	110	\$110.00		\$0.00
Alien Nguyenly	3176	NorCal		DT Services	11/3/23	0.50	1	110	\$110.00		\$0.00
Alejandra Anonical	3176	NorCal		EP Meeting	11/17/23	1.00	1	110	\$110.00		\$0.00
Alejandra Anonical	3176	NorCal		EP Meeting	10/4/23	1.00	1	100	\$100.00		\$0.00
Alejandra Anonical	3176	NorCal		EP Meeting	11/13/23	1.00	1	100	\$100.00		\$0.00
Alejandra Anonical	3176	NorCal		EP Meeting	11/15/23	1.00	1	100	\$100.00		\$0.00
Alyssa Guerrero	3176	NorCal		EP Meeting	11/15/23	1.00	1	100	\$100.00		\$0.00
Alyssa Guerrero	3176	NorCal		EP Meeting	11/8/23	1.00	1	100	\$100.00		\$0.00
Alyssa Guerrero	3176	NorCal		EP Meeting	11/27/23	1.50	1.5	100	\$150.00		\$0.00
Amanda Olley	3176	NorCal		STO	11/2/23	0.50	1	100	\$100.00		\$0.00
Amanda Olley	3176	NorCal		STO	11/16/23	0.50	1	100	\$100.00		\$0.00
Amanda Olley	3176	NorCal		EP Meeting	11/6/23	1.50	1.5	100	\$150.00		\$0.00
Amanda Olley	3176	NorCal		STO	11/1/23	0.50	1	100	\$100.00		\$0.00
Amanda Olley	3176	NorCal		STO	11/8/23	0.50	1	100	\$100.00		\$0.00
Amanda Olley	3176	NorCal		STO	11/15/23	0.50	1	100	\$100.00		\$0.00
Amanda Olley	3176	NorCal		STO	11/29/23	0.50	1	100	\$100.00		\$0.00
Angelica Diaz	3176	NorCal		DHH Services	11/2/23	0.50	1	110	\$110.00		\$0.00
Angelica Diaz	3176	NorCal		DHH Services	11/9/23	0.50	1	110	\$110.00		\$0.00
Angelica Diaz	3176	NorCal		DHH Services	11/17/23	0.50	1	110	\$110.00		\$0.00
Angelica Diaz	3176	NorCal		DHH Services	11/13/23	0.50	0.5	110	\$55.00		\$0.00
Angelica Diaz	3176	NorCal		DHH Services	11/29/23	0.50	0.5	110	\$55.00		\$0.00
Angelica Diaz	3176	NorCal		DHH Services	11/28/23	0.50	0.5	110	\$55.00		\$0.00
Angelica Diaz	3176	NorCal		DHH Services	11/2/23	1.00	1	110	\$110.00		\$0.00
Angelica Diaz	3176	NorCal		DHH Services	11/7/23	1.00	1	110	\$110.00		\$0.00
Angelica Diaz	3176	NorCal		DHH Services	11/9/23	1.00	1	110	\$110.00		\$0.00
Angelica Diaz	3176	NorCal		DHH Services	11/14/23	1.00	1	110	\$110.00		\$0.00
Angelica Diaz	3176	NorCal		DHH Services	11/28/23	1.00	0.5	110	\$55.00		\$0.00
Angelica Diaz	3176	NorCal		DHH Services	11/30/23	1.00	0.5	110	\$55.00		\$0.00
Angelica Diaz	3176	NorCal		DHH Services	11/3/23	1.00	0.5	110	\$55.00		\$0.00
Angelica Diaz	3176	NorCal		DHH Services	11/13/23	1.00	1	110	\$110.00		\$0.00
Angelica Diaz	3176	NorCal		DHH Services	11/30/23	0.50	0.5	110	\$55.00		\$0.00
Angelica Diaz	3176	NorCal		EP Meeting	11/13/23	1.00	1	100	\$100.00		\$0.00
Ariana Vista	3176	NorCal		DT Services	10/20/23	0.50	1	110	\$110.00		\$0.00
Ariana Vista	3176	NorCal		DT Services	10/27/23	0.50	1	110	\$110.00		\$0.00
Ariana Vista	3176	NorCal		DT Services	11/3/23	0.50	1	110	\$110.00		\$0.00
Ariana Vista	3176	NorCal		DT Services	11/9/23	0.50	1	110	\$110.00		\$0.00
Ariana Vista	3176	NorCal		DT Services	11/17/23	0.5	1	110	\$110.00		\$0.00
Candice Gayle	3176	NorCal		EP Meeting	11/27/23	1.00	1	100	\$100.00		\$0.00
Christine Moran	3176	NorCal		EP Meeting	11/15/23	1.00	1	100	\$100.00		\$0.00
Colin Hackett	3176	NorCal		EP Meeting	11/1/23	1.00	1	100	\$100.00		\$0.00
Danielle Roghair	3176	NorCal		EP Meeting	10/18/23	1.00	1	100	\$100.00		\$0.00
Elizabeth Vosseler	3176	NorCal		EP Meeting	11/30/23	1.50	1.5	100	\$150.00		\$0.00
Emily Chupek	3176	NorCal		Speech Services	11/3/23	0.50	1	110	\$110.00		\$0.00
Emily Chupek	3176	NorCal		Speech Services	11/7/23	0.50	1	110	\$110.00		\$0.00
Emily Chupek	3176	NorCal		Speech Services	11/14/23	0.50	1	110	\$110.00		\$0.00
Emily Chupek	3176	NorCal		Speech Services	11/2/23	0.50	0.5	110	\$55.00		\$0.00
Emily Chupek	3176	NorCal		Speech Services	11/17/23	0.50	1	110	\$110.00		\$0.00
Emily Chupek	3176	NorCal		Speech Services	11/30/23	0.50	1	110	\$110.00		\$0.00
Emily Chupek	3176	NorCal		Speech Services	11/16/23	0.50	1	110	\$110.00		\$0.00
Emily Chupek	3176	NorCal		Speech Services	11/30/23	0.50	1	110	\$110.00		\$0.00
Emily Chupek	3176	NorCal		Speech Services	11/29/23	0.50	1	110	\$110.00		\$0.00
Ericka Panayi	3176	NorCal		Speech Services	11/2/23	0.50	1	110	\$110.00		\$0.00
Ericka Panayi	3176	NorCal		Speech Services	11/7/23	0.50	1	110	\$110.00		\$0.00
Ericka Panayi	3176	NorCal		Speech Services	11/9/23	0.50	1	110	\$110.00		\$0.00
Ericka Panayi	3176	NorCal		Speech Services	11/14/23	0.50	1	110	\$110.00		\$0.00
Ericka Panayi	3176	NorCal		Speech Services	11/16/23	0.50	1	110	\$110.00		\$0.00
Ericka Panayi	3176	NorCal		Speech Services	11/28/23	0.50	1	110	\$110.00		\$0.00
Ericka Panayi	3176	NorCal		Speech Services	11/30/23	0.50	1	110	\$110.00		\$0.00
Ericka Panayi	3176	NorCal		Speech Services	11/7/23	0.50	1	110	\$110.00		\$0.00
Ericka Panayi	3176	NorCal		Speech Services	11/14/23	0.50	1	110	\$110.00		\$0.00
Ericka Panayi	3176	NorCal		Speech Services	11/28/23	0.50	0.5	110	\$55.00		\$0.00
Ericka Panayi	3176	NorCal		Speech Services	11/3/23	0.50	0.5	110	\$55.00		\$0.00
Ericka Panayi	3176	NorCal		Speech Services	11/6/23	0.50	0.5	110	\$55.00		\$0.00
Ericka Panayi	3176	NorCal		Speech Services	11/13/23	0.50	0.5	110	\$55.00		\$0.00
Ericka Panayi	3176	NorCal		Speech Services	11/17/23	0.50	1	110	\$110.00		\$0.00
Ericka Panayi	3176	NorCal		Speech Services	11/17/23	0.50	1	110	\$110.00		\$0.00
Ericka Panayi	3176	NorCal		Speech Services	11/27/23	0.50	1	110	\$110.00		\$0.00
Ericka Panayi	3176	NorCal		Speech Services	11/3/23	0.50	1	110	\$110.00		\$0.00
Ericka Panayi	3176	NorCal		Speech Services	11/17/23	0.50	1	110	\$110.00		\$0.00
Ericka Panayi	3176	NorCal		Speech Services	11/15/23	0.50	1	110	\$110.00		\$0.00
Ericka Panayi	3176	NorCal		Speech Services	11/7/23	0.50	1	110	\$110.00		\$0.00
Ericka Panayi	3176	NorCal		Speech Services	11/8/23	0.50	1	110	\$110.00		\$0.00
Ericka Panayi	3176	NorCal		Speech Services	11/13/23	0.50	1	110	\$110.00		\$0.00
Ericka Panayi	3176	NorCal		Speech Services	11/14/23	0.50	1	110	\$110.00		\$0.00
Ericka Panayi	3176	NorCal		Speech Services	11/28/23	0.50	1	110	\$110.00		\$0.00
Ericka Panayi	3176	NorCal		Speech Services	11/29/23	0.50	0.5	110	\$55.00		\$0.00
Ericka Panayi	3176	NorCal		Speech Services	11/15/23	0.50	1	110	\$110.00		\$0.00
Ericka Panayi	3176	NorCal		Speech Services	11/8/23	0.50	1	110	\$110.00		\$0.00
Ericka Panayi	3176	NorCal		Speech Services	11/14/23	0.50	1	110	\$110.00		\$0.00
Ericka Panayi	3176	NorCal		Speech Services	11/16/23	0.50	1	110	\$110.00		\$0.00
Ericka Panayi	3176	NorCal		Speech Services	11/29/23	0.50	1	110	\$110.00		\$0.00
Ericka Panayi	3176	NorCal		Speech Services	11/29/23	0.50	1	110	\$110.00		\$0.00
Ericka Panayi	3176	NorCal		Speech Services	11/30/23	0.50	1	110	\$110.00		\$0.00

Kate Clark	3176	NorCal	IEP Meeting	11/29/23	1.00	1	100	\$100.00		\$0.00
Kellie Mendoza	3176	NorCal	IEP Meeting	10/25/23	1.50	1.5	100	\$150.00		\$0.00
Kelly Dunn	3176	NorCal	AT Services	11/2/23	0.50	1	120	\$120.00		\$0.00
Kelly Dunn	3176	NorCal	AT Services	11/29/23	1.00	1	120	\$120.00		\$0.00
Kelly Dunn	3176	NorCal	AT Services	11/29/23	0.50	1	120	\$120.00		\$0.00
Kelly Dunn	3176	NorCal	IEP Meeting	11/2/23	1.00	1	100	\$100.00		\$0.00
Lana Scott	3176	NorCal	Ed Psych Assessment	10/15/23	n/a	n/a	n/a	\$1,950.00	136.00	\$89.08
Lana Scott	3176	NorCal	Ed Psych Assessment	11/5/23	n/a	n/a	n/a	\$1,950.00	180.00	\$117.90
Lana Scott	3176	NorCal	Ed Psych Assessment	11/12/23	n/a	n/a	n/a	\$1,950.00	4.00	\$2.62
Lana Scott	3176	NorCal	IEP Meeting	11/27/23	1.50	1.5	100	\$150.00		\$0.00
Lana Scott	3176	NorCal	IEP Meeting	11/1/23	1.00	1	100	\$100.00		\$0.00
Lana Scott	3176	NorCal	IEP Meeting	11/3/23	1.00	1	100	\$100.00		\$0.00
Latrina Chavez	3176	NorCal	Ed Psych Assessment	10/26/23	n/a	n/a	n/a	\$1,950.00	4.00	\$2.62
Latrina Chavez	3176	NorCal	Ed Psych Assessment	11/9/23	n/a	n/a	n/a	\$1,950.00	45.60	\$29.87
Latrina Chavez	3176	NorCal	Ed Psych Assessment	11/15/23	n/a	n/a	n/a	\$1,950.00	17.40	\$11.40
Latrina Chavez	3176	NorCal	IEP Meeting	11/28/23	1.50	1.5	100	\$150.00		\$0.00
Latrina Chavez	3176	NorCal	IEP Meeting	11/30/23	1.50	1.5	100	\$150.00		\$0.00
Lauren Linhoff	3176	NorCal	APE Services	11/1/23	0.33	1	110	\$110.00		\$0.00
Lauren Linhoff	3176	NorCal	APE Services	11/14/23	0.33	1	110	\$110.00		\$0.00
Lauren Linhoff	3176	NorCal	APE Services	11/27/23	0.33	1	110	\$110.00		\$0.00
Liza Zagayer	3176	NorCal	OT Services	10/19/23	0.33	1	110	\$110.00		\$0.00
Liza Zagayer	3176	NorCal	OT Services	10/26/23	0.33	1	110	\$110.00		\$0.00
Liza Zagayer	3176	NorCal	OT Services	11/2/23	0.33	0.5	110	\$55.00		\$0.00
Liza Zagayer	3176	NorCal	OT Services	11/9/23	0.33	0.5	110	\$55.00		\$0.00
Liza Zagayer	3176	NorCal	OT Services	11/14/23	0.33	1	110	\$110.00		\$0.00
Liza Zagayer	3176	NorCal	OT Services	10/20/23	0.50	1	110	\$110.00		\$0.00
Liza Zagayer	3176	NorCal	OT Services	10/27/23	0.50	1	110	\$110.00		\$0.00
Liza Zagayer	3176	NorCal	OT Services	11/2/23	0.50	1	110	\$110.00		\$0.00
Liza Zagayer	3176	NorCal	OT Services	11/9/23	0.50	1	110	\$110.00		\$0.00
Liza Zagayer	3176	NorCal	OT Services	10/23/23	1.00	1	110	\$110.00		\$0.00
Liza Zagayer	3176	NorCal	OT Services	10/30/23	1.00	1	110	\$110.00		\$0.00
Liza Zagayer	3176	NorCal	OT Services	11/6/23	1.00	1	110	\$110.00		\$0.00
Liza Zagayer	3176	NorCal	OT Services	11/13/23	1.00	1	110	\$110.00		\$0.00
Liza Zagayer	3176	NorCal	OT Services	10/31/23	0.50	1	110	\$110.00		\$0.00
Liza Zagayer	3176	NorCal	OT Services	11/14/23	0.50	1	110	\$110.00		\$0.00
Liza Zagayer	3176	NorCal	OT Services	10/19/23	0.50	1	110	\$110.00		\$0.00
Liza Zagayer	3176	NorCal	OT Services	10/26/23	0.50	1	110	\$110.00		\$0.00
Liza Zagayer	3176	NorCal	OT Services	11/2/23	0.50	1	110	\$110.00		\$0.00
Liza Zagayer	3176	NorCal	OT Services	11/9/23	0.50	1	110	\$110.00		\$0.00
Liza Zagayer	3176	NorCal	OT Services	11/16/23	0.50	1	110	\$110.00		\$0.00
Liza Zagayer	3176	NorCal	OT Services	11/15/23	0.25	1	110	\$110.00		\$0.00
Mae Belen Vital	3176	NorCal	Speech Services	11/2/23	0.50	1	110	\$110.00		\$0.00
Mae Belen Vital	3176	NorCal	Speech Services	11/7/23	0.50	1	110	\$110.00		\$0.00
Mae Belen Vital	3176	NorCal	Speech Services	11/9/23	0.50	1	110	\$110.00		\$0.00
Mae Belen Vital	3176	NorCal	Speech Services	11/14/23	0.50	1	110	\$110.00		\$0.00
Mae Belen Vital	3176	NorCal	Speech Services	11/16/23	0.50	1	110	\$110.00		\$0.00
Mae Belen Vital	3176	NorCal	Speech Services	11/28/23	0.50	0.5	110	\$55.00		\$0.00
Mae Belen Vital	3176	NorCal	Speech Services	11/30/23	0.50	0.5	110	\$55.00		\$0.00
Mae Belen Vital	3176	NorCal	Speech Services	11/1/23	0.50	1	110	\$110.00		\$0.00
Mae Belen Vital	3176	NorCal	Speech Services	11/7/23	0.50	1	110	\$110.00		\$0.00
Mae Belen Vital	3176	NorCal	Speech Services	11/8/23	0.50	1	110	\$110.00		\$0.00
Mae Belen Vital	3176	NorCal	Speech Services	11/14/23	0.50	1	110	\$110.00		\$0.00
Mae Belen Vital	3176	NorCal	Speech Services	11/28/23	0.50	1	110	\$110.00		\$0.00
Mae Belen Vital	3176	NorCal	Speech Services	11/29/23	0.50	1	110	\$110.00		\$0.00
Mae Belen Vital	3176	NorCal	IEP Meeting	11/8/23	1.00	1	100	\$100.00		\$0.00
Melanie Segrave	3176	NorCal	515 Group Counseling	11/2/23	0.75	1	95	\$95.00		\$0.00
Melanie Segrave	3176	NorCal	515 Group Counseling	11/9/23	0.75	1	95	\$95.00		\$0.00
Melanie Segrave	3176	NorCal	515 Group Counseling	11/16/23	0.75	1	95	\$95.00		\$0.00
Melanie Segrave	3176	NorCal	515 Group Counseling	11/30/23	0.75	1	95	\$95.00		\$0.00
Mercedes (Sadie) Alin	3176	NorCal	Speech Services	11/6/23	0.50	1	110	\$110.00		\$0.00
Mercedes (Sadie) Alin	3176	NorCal	Speech Services	11/13/23	0.50	1	110	\$110.00		\$0.00
Mercedes (Sadie) Alin	3176	NorCal	Speech Services	11/15/23	0.50	1	110	\$110.00		\$0.00
Mercedes (Sadie) Alin	3176	NorCal	Speech Services	11/22/23	0.50	1	110	\$110.00		\$0.00
Mercedes (Sadie) Alin	3176	NorCal	Speech Services	11/7/23	0.50	0.5	110	\$55.00		\$0.00
Mercedes (Sadie) Alin	3176	NorCal	Speech Services	11/14/23	0.50	1	110	\$110.00		\$0.00
Mercedes (Sadie) Alin	3176	NorCal	Speech Services	11/28/23	0.50	0.5	110	\$55.00		\$0.00
Mercedes (Sadie) Alin	3176	NorCal	Speech Services	11/1/23	0.50	1	110	\$110.00		\$0.00
Mercedes (Sadie) Alin	3176	NorCal	Speech Services	11/8/23	0.50	1	110	\$110.00		\$0.00
Mercedes (Sadie) Alin	3176	NorCal	Speech Services	11/15/23	0.50	1	110	\$110.00		\$0.00
Mercedes (Sadie) Alin	3176	NorCal	Speech Services	11/29/23	0.50	1	110	\$110.00		\$0.00
Mia Frimtzis	3176	NorCal	IEP Meeting	11/15/23	1.00	1	100	\$100.00		\$0.00
Michael Saunders	3176	NorCal	APE Services	11/3/23	0.50	1	110	\$110.00		\$0.00
Michael Saunders	3176	NorCal	APE Services	11/6/23	0.50	1	110	\$110.00		\$0.00
Michael Saunders	3176	NorCal	APE Services	11/17/23	0.50	1	110	\$110.00		\$0.00
Michael Saunders	3176	NorCal	APE Services	11/27/23	0.50	1	110	\$110.00		\$0.00
Michael Saunders	3176	NorCal	APE Services	11/1/23	0.75	1	110	\$110.00		\$0.00
Michael Saunders	3176	NorCal	APE Services	11/6/23	0.75	1	110	\$110.00		\$0.00
Michael Saunders	3176	NorCal	APE Services	11/29/23	0.75	1	110	\$110.00		\$0.00
Michael Saunders	3176	NorCal	APE Services	11/1/23	0.50	1	110	\$110.00		\$0.00
Michael Saunders	3176	NorCal	APE Services	11/8/23	0.50	1	110	\$110.00		\$0.00
Michael Saunders	3176	NorCal	APE Services	11/13/23	0.50	1	110	\$110.00		\$0.00
Michael Saunders	3176	NorCal	APE Services	11/27/23	0.50	1	110	\$110.00		\$0.00
Michael Saunders	3176	NorCal	APE Services	11/29/23	0.50	1	110	\$110.00		\$0.00
Michelle Azevedo	3176	NorCal	Nursing Assessment Flat	11/14/23	n/a	n/a	n/a	\$500.00		\$0.00
Michelle Azevedo	3176	NorCal	Nurse Assessments-Travel/Mileage	11/14/23	3.00	3	110	\$330.00	132.00	\$86.46
Michelle Azevedo	3176	NorCal	Nursing Assessment Flat	11/25/23	n/a	n/a	n/a	\$500.00		\$0.00
Michelle Azevedo	3176	NorCal	Nurse Assessments-Travel/Mileage	11/25/23	3.00	3	110	\$330.00	130.00	\$85.15
Monique Nguyen	3176	NorCal	IEP Meeting	11/8/23	1.00	1	100	\$100.00		\$0.00
Michelle Azevedo	3176	NorCal	Nursing Assessment Flat	11/25/23	n/a	n/a	n/a	\$500.00		\$0.00
Michelle Azevedo	3176	NorCal	Nurse Assessments-Travel/Mileage	11/25/23	1.00	1	110	\$110.00	38.00	\$24.89
Nikita Jonas	3176	NorCal	OT Services	11/1/23	0.50	1	110	\$110.00		\$0.00
Nikita Jonas	3176	NorCal	OT Services	11/29/23	0.50	0.5	110	\$55.00		\$0.00
Nikita Jones	3176	NorCal	OT Services	11/15/23	0.50	1	110	\$110.00		\$0.00
Nikita Jones	3176	NorCal	OT Services	11/7/23	0.50	1	110	\$110.00		\$0.00
Nikita Jones	3176	NorCal	OT Services	11/14/23	0.50	1	110	\$110.00		\$0.00
Nikita Jones	3176	NorCal	OT Services	11/28/23	0.50	1	110	\$110.00		\$0.00
Nikita Jones	3176	NorCal	OT Services	11/7/23	0.50	0.5	110	\$55.00		\$0.00
Nikita Jones	3176	NorCal	OT Services	11/8/23	0.50	1	110	\$110.00		\$0.00
Nikita Jones	3176	NorCal	OT Services	11/14/23	0.50	0.5	110	\$55.00		\$0.00
Nikita Jones	3176	NorCal	OT Services	11/7/23	0.50	1	110	\$110.00		\$0.00

Nikita Jonas	3176	NorCal	OT Services	11/13/23	0.50	1	110	\$110.00	\$0.00
Nikita Jonas	3176	NorCal	OT Services	11/15/23	0.50	1	110	\$110.00	\$0.00
Nikita Jonas	3176	NorCal	OT Services	11/16/23	0.50	0.5	110	\$55.00	\$0.00
Nikita Jonas	3176	NorCal	OT Services	11/8/23	0.50	0.5	110	\$55.00	\$0.00
Nikita Jonas	3176	NorCal	OT Services	11/27/23	0.50	1	110	\$110.00	\$0.00
Nikita Jonas	3176	NorCal	OT Services	11/29/23	0.50	0.5	110	\$55.00	\$0.00
Nikita Jonas	3176	NorCal	OT Services	11/8/23	0.50	1	110	\$110.00	\$0.00
Nikita Jonas	3176	NorCal	OT Services	11/13/23	0.50	1	110	\$110.00	\$0.00
Nikita Jonas	3176	NorCal	OT Services	11/27/23	0.50	0.5	110	\$55.00	\$0.00
Nikita Jonas	3176	NorCal	OT Services	11/8/23	0.50	1	110	\$110.00	\$0.00
Nikita Jonas	3176	NorCal	OT Services	11/15/23	0.50	1	110	\$110.00	\$0.00
Nikita Jonas	3176	NorCal	OT Services	11/29/23	0.50	0.5	110	\$55.00	\$0.00
Nikita Jonas	3176	NorCal	OT Services	11/6/23	0.50	1	110	\$110.00	\$0.00
Nikita Jonas	3176	NorCal	OT Services	11/13/23	0.50	1	110	\$110.00	\$0.00
Nikita Jonas	3176	NorCal	OT Services	11/27/23	0.50	1	110	\$110.00	\$0.00
Nikita Jonas	3176	NorCal	OT Services	11/2/23	0.50	0.5	110	\$55.00	\$0.00
Nikita Jonas	3176	NorCal	OT Services	11/9/23	0.50	0.5	110	\$55.00	\$0.00
Nikita Jonas	3176	NorCal	OT Services	11/30/23	0.50	1	110	\$110.00	\$0.00
Penny Lopez	3176	NorCal	Speech Services	11/1/23	0.50	1	110	\$110.00	\$0.00
Penny Lopez	3176	NorCal	Speech Services	11/8/23	0.50	1	110	\$110.00	\$0.00
Penny Lopez	3176	NorCal	Speech Services	11/15/23	0.50	1	110	\$110.00	\$0.00
Penny Lopez	3176	NorCal	Speech Services	11/15/23	0.50	1	110	\$110.00	\$0.00
Penny Lopez	3176	NorCal	Speech Services	11/8/23	0.50	0.5	110	\$55.00	\$0.00
Penny Lopez	3176	NorCal	Speech Services	11/29/23	0.63	0.5	110	\$63.00	\$0.00
Penny Lopez	3176	NorCal	Speech Services	11/1/23	0.63	0.5	110	\$63.00	\$0.00
Penny Lopez	3176	NorCal	Speech Services	11/8/23	0.63	0.5	110	\$63.00	\$0.00
Penny Lopez	3176	NorCal	Speech Services	11/15/23	0.63	0.5	110	\$63.00	\$0.00
Sarah Sabaghzadeh	3176	NorCal	510	11/14/23	0.33	1	100	\$100.00	\$0.00
Sarah Sabaghzadeh	3176	NorCal	510	11/28/23	0.33	1	100	\$100.00	\$0.00
Sarah Sabaghzadeh	3176	NorCal	510	11/7/23	0.33	0.5	100	\$50.00	\$0.00
Sarah Sabaghzadeh	3176	NorCal	515	11/6/23	0.25	1	95	\$95.00	\$0.00
Sarah Sabaghzadeh	3176	NorCal	515	11/13/23	0.5	1	95	\$95.00	\$0.00
Sarah Sabaghzadeh	3176	NorCal	535	11/6/23	0.25	1	110	\$110.00	\$0.00
Sarah Sabaghzadeh	3176	NorCal	535	11/27/23	0.25	1	110	\$110.00	\$0.00
Sarah Sabaghzadeh	3176	NorCal	515	11/27/23	0.25	1	95	\$95.00	\$0.00
Sarah Sabaghzadeh	3176	NorCal	535	11/13/23	0.25	1	110	\$110.00	\$0.00
Sarah Sabaghzadeh	3176	NorCal	510	11/6/23	0.5	1	100	\$100.00	\$0.00
Sarah Sabaghzadeh	3176	NorCal	510	11/13/23	0.5	1	100	\$100.00	\$0.00
Sarah Sabaghzadeh	3176	NorCal	510	11/27/23	0.5	1	95	\$95.00	\$0.00
Sarah Sabaghzadeh	3176	NorCal	515	11/7/23	0.5	1	95	\$95.00	\$0.00
Sarah Sabaghzadeh	3176	NorCal	535 Behavior Student	11/7/23	0.5	0.5	110	\$110.00	\$0.00
Sarah Sabaghzadeh	3176	NorCal	515	11/14/23	0.5	0.5	95	\$47.50	\$0.00
Sarah Sabaghzadeh	3176	NorCal	535 Behavior Student	11/14/23	0.5	0.5	110	\$55.00	\$0.00
Sarah Sabaghzadeh	3176	NorCal	515	11/28/23	0.5	1	95	\$95.00	\$0.00
Sarah Sabaghzadeh	3176	NorCal	535	11/28/23	0.5	1	110	\$110.00	\$0.00
Teresa Williams	3176	NorCal	IEP Meeting	11/8/23	1.00	1	100	\$100.00	\$0.00
Terrie Schoch	3176	NorCal	510	11/1/23	0.50	0.5	100	\$50.00	\$0.00
Terrie Schoch	3176	NorCal	510	11/10/23	0.50	0.5	100	\$50.00	\$0.00
Terrie Schoch	3176	NorCal	510	11/30/23	0.50	0.5	100	\$50.00	\$0.00
Terrie Schoch	3176	NorCal	515	11/1/23	0.88	0.5	95	\$47.50	\$0.00
Terrie Schoch	3176	NorCal	515	11/2/23	0.88	0.5	95	\$47.50	\$0.00
Terrie Schoch	3176	NorCal	515	11/3/23	0.88	0.5	95	\$47.50	\$0.00
Terrie Schoch	3176	NorCal	515	11/6/23	0.88	0.5	95	\$47.50	\$0.00
Terrie Schoch	3176	NorCal	515	11/7/23	0.88	0.5	95	\$47.50	\$0.00
Terrie Schoch	3176	NorCal	515	11/8/23	0.88	0.5	95	\$47.50	\$0.00
Terrie Schoch	3176	NorCal	515	11/9/23	0.88	0.5	95	\$47.50	\$0.00
Terrie Schoch	3176	NorCal	515	11/10/23	0.88	0.5	95	\$47.50	\$0.00
Terrie Schoch	3176	NorCal	515	11/11/23	0.88	0.5	95	\$47.50	\$0.00
Terrie Schoch	3176	NorCal	515	11/13/23	0.88	0.5	95	\$47.50	\$0.00
Terrie Schoch	3176	NorCal	515	11/28/23	0.88	0.5	95	\$47.50	\$0.00
Terrie Schoch	3176	NorCal	515	11/16/23	0.88	0.5	95	\$47.50	\$0.00
Terrie Schoch	3176	NorCal	515	11/17/23	0.88	0.5	95	\$47.50	\$0.00
Terrie Schoch	3176	NorCal	515	11/29/23	0.88	0.5	95	\$47.50	\$0.00
Terrie Schoch	3176	NorCal	515	11/30/23	0.88	0.5	95	\$47.50	\$0.00
Terrie Schoch	3176	NorCal	510	11/10/23	0.50	0.5	100	\$50.00	\$0.00
Terrie Schoch	3176	NorCal	510	11/16/23	0.50	0.5	100	\$50.00	\$0.00
Terrie Schoch	3176	NorCal	510	11/30/23	0.50	0.5	100	\$50.00	\$0.00
Terrie Schoch	3176	NorCal	510	11/8/23	0.50	0.5	100	\$50.00	\$0.00
Terrie Schoch	3176	NorCal	510	11/15/23	0.50	0.5	100	\$50.00	\$0.00
Terrie Schoch	3176	NorCal	510	11/2/23	0.50	0.5	100	\$50.00	\$0.00
Terrie Schoch	3176	NorCal	510	11/29/23	0.50	0.5	100	\$50.00	\$0.00
Terrie Schoch	3176	NorCal	520	11/29/23	0.50	0.5	120	\$60.00	\$0.00
Terrie Schoch	3176	NorCal	515	11/3/23	0.50	0.5	95	\$47.50	\$0.00
Terrie Schoch	3176	NorCal	515	11/6/23	0.50	0.5	95	\$47.50	\$0.00
Terrie Schoch	3176	NorCal	515	11/8/23	0.50	0.5	95	\$47.50	\$0.00
Terrie Schoch	3176	NorCal	515	11/10/23	0.50	0.5	95	\$47.50	\$0.00
Terrie Schoch	3176	NorCal	515	11/13/23	0.50	0.5	95	\$47.50	\$0.00
Terrie Schoch	3176	NorCal	515	11/17/23	0.50	0.5	95	\$47.50	\$0.00
Terrie Schoch	3176	NorCal	515	11/29/23	0.50	0.5	95	\$47.50	\$0.00
Terrie Schoch	3176	NorCal	IEP Meeting	11/15/23	1.00	1	100	\$100.00	\$0.00
Vahe Amirian	3176	NorCal	IEP Meeting	11/3/23	1.5	1.5	100	\$150.00	\$0.00
Vahe Amirian	3176	NorCal	IEP Meeting	11/8/23	1.5	1.5	100	\$150.00	\$0.00
Vanessa Abraham	3176	NorCal	IEP Meeting	11/6/23	1	1	100	\$100.00	\$0.00
Vanessa Abraham	3176	NorCal	IEP Meeting	11/13/23	1	0.5	100	\$50.00	\$0.00
Vanessa Abraham	3176	NorCal	Speech Assessment	11/19/23	10.5	10.5	110	\$1,155.00	\$0.00
Vanessa Abraham	3176	NorCal	IEP Meeting	11/6/23	1	1	100	\$100.00	\$0.00
Yvonne Duarte	3176	NorCal	535 Behavior Student	11/6/23	0.5	1	110	\$110.00	\$0.00
Yvonne Duarte	3176	NorCal	535 Behavior Student	11/13/23	0.5	1	110	\$110.00	\$0.00
Yvonne Duarte	3176	NorCal	535 Behavior Student	11/27/23	0.5	1	110	\$110.00	\$0.00
Total			Total for Service:			Total for Mileage:		Total Due:	
			\$56,696.30			\$896.17		\$57,592.47	

extended May 2023; please fill out Entry form

CENCA

BILLING INVOICE

Invoice #	3177	Bill To:	California Online Public School
Invoice Date:	11/30/23		Attn: La Chelle Carter
Name:	El Paseo Children's Center Inc		
Mailing Address	74075 El Paseo Drive, Suite A2B		lacarter@calca.connectionsacademy.org
	Palm Desert, CA 92260		SPED-Finance@californiaops.org
Telephone	760-342-4900		abatin@calca.connectionsacademy.org

Provider	Invoice #	Region	Student	Service Type	Service Date	Actual Service	Billable Service in	Hourly Fee	Amount Due for	Miles	Miles Traveled
Adriana Covarubias	3177	CENCA		OT Services	11/3/23	0.67	1	110	\$110.00		\$0.00
Adriana Covarubias	3177	CENCA		OT Services	11/2/23	0.50	1	110	\$110.00		\$0.00
Adriana Covarubias	3177	CENCA		OT Services	11/3/23	0.50	1	110	\$110.00		\$0.00
Albert Litvin	3177	CENCA		Speech Assessment	11/14/23	10.50	10.5	110	\$1,155.00		\$0.00
Alejandra Anonical	3177	CENCA		IEP Meeting	10/18/23	1.00	1	100	\$100.00		\$0.00
Alyssa Guerrero	3177	CENCA		IEP Meeting	11/7/23	1.00	1	100	\$100.00		\$0.00
Alyssa Guerrero	3177	CENCA		IEP Meeting	11/7/23	1.00	1	100	\$100.00		\$0.00
Alyssa Guerrero	3177	CENCA		IEP Meeting	11/13/23	1.00	1	100	\$100.00		\$0.00
Alyssa Guerrero	3177	CENCA		OT Assessment	11/24/23	10.50	10.5	110	\$1,155.00		\$0.00
Alyssa Guerrero	3177	CENCA		OT Assessment	11/27/23	10.50	10.5	110	\$1,155.00		\$0.00
Amanda Olley	3177	CENCA		510	11/6/23	0.50	1	100	\$100.00		\$0.00
Amanda Olley	3177	CENCA		510	11/28/23	0.50	1	100	\$100.00		\$0.00
Amanda Olley	3177	CENCA		515	11/8/23	0.50	1	95	\$95.00		\$0.00
Amanda Olley	3177	CENCA		515	11/15/23	0.50	1	95	\$95.00		\$0.00
Amanda Olley	3177	CENCA		515	11/30/23	0.50	1	95	\$95.00		\$0.00
Amanda Olley	3177	CENCA		515	11/7/23	1.00	1	95	\$95.00		\$0.00
Amanda Olley	3177	CENCA		515	11/14/23	1.00	1	95	\$95.00		\$0.00
Angelica Diaz	3177	CENCA		DHH Services	11/13/23	1.00	1	110	\$110.00		\$0.00
Annie Hinojos	3177	CENCA		Review of Records	11/16/23	n/a	n/a	n/a	\$750.00		\$0.00
BreeAnn Lewis	3177	CENCA		Nursing Assessment Flat	11/20/23	n/a	n/a	n/a	\$500.00		\$0.00
BreeAnn Lewis	3177	CENCA		Nurse Assessments- Travel/Mileage	11/20/23	1.50	1.5	110	\$165.00	82.60	\$54.10
Candice Gayle	3177	CENCA		PT Services	11/9/23	0.50	1	110	\$110.00		\$0.00
Candice Gayle	3177	CENCA		PT Services	11/16/23	0.50	1	110	\$110.00		\$0.00
Chelsey Lane	3177	CENCA		APE Services	11/30/23	0.50	1	110	\$110.00		\$0.00
Christy Dixon	3177	CENCA		Speech Assessment	11/14/23	10.50	10.5	110	\$1,155.00		\$0.00
Danielle Roghair	3177	CENCA		IEP Meeting	11/15/23	1.50	1.5	100	\$150.00		\$0.00
Danielle Roghair	3177	CENCA		IEP Meeting	11/9/23	1.00	1	100	\$100.00		\$0.00
Danielle Roghair	3177	CENCA		IEP Meeting	11/27/23	1.00	1	100	\$100.00		\$0.00
Eleonora Magni	3177	CENCA		535 Behavior Student	11/2/23	0.50	1	110	\$110.00		\$0.00
Eleonora Magni	3177	CENCA		535 Behavior Student	11/8/23	0.50	1	110	\$110.00		\$0.00
Eleonora Magni	3177	CENCA		535 Behavior Student	11/15/23	0.50	1	110	\$110.00		\$0.00
Eleonora Magni	3177	CENCA		535 Behavior Student	11/27/23	0.50	1	110	\$110.00		\$0.00
Eleonora Magni	3177	CENCA		535 Behavior Student	11/29/23	0.50	0.5	110	\$55.00		\$0.00
Eleonora Magni	3177	CENCA		535 Behavior Student	11/6/23	0.50	0.5	110	\$55.00		\$0.00
Eleonora Magni	3177	CENCA		535 Behavior Student	11/13/23	0.50	0.5	110	\$55.00		\$0.00
Eleonora Magni	3177	CENCA		535 Behavior Student	11/28/23	0.50	1	110	\$110.00		\$0.00
Eleonora Magni	3177	CENCA		IEP Meeting	11/15/23	1.50	1.5	100	\$150.00		\$0.00
Eleonora Magni	3177	CENCA		IEP Meeting	11/15/23	1.50	1.5	100	\$150.00		\$0.00
Elizabeth Vossler	3177	CENCA		IEP Meeting	11/29/23	1.00	1	100	\$100.00		\$0.00
Emily Chupek	3177	CENCA		Speech Services	11/3/23	0.50	1	110	\$110.00		\$0.00
Emily Chupek	3177	CENCA		Speech Services	11/9/23	0.50	1	110	\$110.00		\$0.00
Emily Chupek	3177	CENCA		Speech Services	11/16/23	0.50	1	110	\$110.00		\$0.00
Emily Chupek	3177	CENCA		Speech Services	11/17/23	0.50	1	110	\$110.00		\$0.00
Emily Chupek	3177	CENCA		Speech Services	11/30/23	0.50	1	110	\$110.00		\$0.00
Emily Chupek	3177	CENCA		Speech Services	11/16/23	0.50	1	110	\$110.00		\$0.00
Emily Chupek	3177	CENCA		Speech Services	11/29/23	0.50	1	110	\$110.00		\$0.00
Emily Chupek	3177	CENCA		Speech Services	11/28/23	0.50	1	110	\$110.00		\$0.00
Emily Chupek	3177	CENCA		Speech Services	11/27/23	0.50	1	110	\$110.00		\$0.00
Emily Chupek	3177	CENCA		Speech Services	11/29/23	0.50	1	110	\$110.00		\$0.00
Erika Panayi	3177	CENCA		Speech Services	11/9/23	0.50	1	110	\$110.00		\$0.00
Erika Panayi	3177	CENCA		Speech Services	11/16/23	0.50	1	110	\$110.00		\$0.00
Erika Panayi	3177	CENCA		Speech Services	11/30/23	0.50	1	110	\$110.00		\$0.00
Erika Panayi	3177	CENCA		Speech Services	11/6/23	0.50	1	110	\$110.00		\$0.00
Erika Panayi	3177	CENCA		Speech Services	11/6/23	0.50	1	110	\$110.00		\$0.00
Erika Panayi	3177	CENCA		Speech Services	11/13/23	0.50	1	110	\$110.00		\$0.00
Erika Panayi	3177	CENCA		Speech Services	11/15/23	0.50	1	110	\$110.00		\$0.00
Erika Panayi	3177	CENCA		Speech Services	11/27/23	0.50	1	110	\$110.00		\$0.00
Erika Panayi	3177	CENCA		Speech Services	11/29/23	0.50	1	110	\$110.00		\$0.00
Erika Panayi	3177	CENCA		Speech Services	11/17/23	0.50	1	110	\$110.00		\$0.00
Erika Panayi	3177	CENCA		Speech Services	11/3/23	0.50	0.5	110	\$55.00		\$0.00
Erika Panayi	3177	CENCA		Speech Services	11/2/23	0.50	1	110	\$110.00		\$0.00
Erika Panayi	3177	CENCA		Speech Services	11/15/23	0.50	1	110	\$110.00		\$0.00
Erika Panayi	3177	CENCA		Speech Services	11/30/23	0.50	1	110	\$110.00		\$0.00
Erika Panayi	3177	CENCA		Speech Services	11/8/23	0.50	1	110	\$110.00		\$0.00
Evette Rios	3177	CENCA		Speech Services	11/2/23	0.50	1	110	\$110.00		\$0.00
Evette Rios	3177	CENCA		Speech Services	11/7/23	0.50	1	110	\$110.00		\$0.00
Evette Rios	3177	CENCA		Speech Services	11/9/23	0.50	1	110	\$110.00		\$0.00
Evette Rios	3177	CENCA		Speech Services	11/14/23	0.50	1	110	\$110.00		\$0.00
Evette Rios	3177	CENCA		Speech Services	11/16/23	0.50	1	110	\$110.00		\$0.00
Evette Rios	3177	CENCA		Speech Services	11/28/23	0.50	1	110	\$110.00		\$0.00
Evette Rios	3177	CENCA		Speech Services	11/30/23	0.50	1	110	\$110.00		\$0.00
Evette Rios	3177	CENCA		Speech Services	11/2/23	1.00	1	110	\$110.00		\$0.00

Evette Rios	3177	CENCA	Speech Services	11/9/23	1.00	1	110	\$110.00		\$0.00
Evette Rios	3177	CENCA	Speech Services	11/16/23	1.00	0.5	110	\$55.00		\$0.00
Evette Rios	3177	CENCA	Speech Services	11/30/23	1.00	0.5	110	\$55.00		\$0.00
Evette Rios	3177	CENCA	Speech Services	11/6/23	0.50	1	110	\$110.00		\$0.00
Evette Rios	3177	CENCA	Speech Services	11/13/23	0.50	1	110	\$110.00		\$0.00
Evette Rios	3177	CENCA	Speech Services	11/27/23	0.50	1	110	\$110.00		\$0.00
Evette Rios	3177	CENCA	Speech Services	11/29/23	0.50	1	110	\$110.00		\$0.00
Evette Rios	3177	CENCA	Speech Services	11/11/23	0.50	1	110	\$110.00		\$0.00
Evette Rios	3177	CENCA	Speech Services	11/6/23	0.50	1	110	\$110.00		\$0.00
Evette Rios	3177	CENCA	Speech Services	11/8/23	0.50	1	110	\$110.00		\$0.00
Evette Rios	3177	CENCA	Speech Services	11/13/23	0.50	1	110	\$110.00		\$0.00
Evette Rios	3177	CENCA	Speech Services	11/15/23	0.50	1	110	\$110.00		\$0.00
Evette Rios	3177	CENCA	Speech Services	11/29/23	0.50	1	110	\$110.00		\$0.00
Evette Rios	3177	CENCA	Speech Services	11/27/23	0.50	1	110	\$110.00		\$0.00
Evette Rios	3177	CENCA	Speech Services	11/6/23	0.50	1	110	\$110.00		\$0.00
Evette Rios	3177	CENCA	Speech Services	11/13/23	0.50	1	110	\$110.00		\$0.00
Evette Rios	3177	CENCA	Speech Services	11/27/23	0.50	1	110	\$110.00		\$0.00
Jennifer Han Rivas	3177	CENCA	Speech Services	11/9/23	0.50	1	110	\$110.00		\$0.00
Jennifer Han Rivas	3177	CENCA	Speech Services	11/30/23	0.50	1	110	\$110.00		\$0.00
Jennifer Han Rivas	3177	CENCA	Speech Services	11/2/23	0.50	0.5	110	\$55.00		\$0.00
Jennifer Han Rivas	3177	CENCA	Speech Services	11/9/23	0.50	0.5	110	\$55.00		\$0.00
Jennifer Han Rivas	3177	CENCA	Speech Services	11/16/23	0.50	0.5	110	\$55.00		\$0.00
Jennifer Han Rivas	3177	CENCA	Speech Services	11/30/23	0.50	0.5	110	\$55.00		\$0.00
Jennifer Han Rivas	3177	CENCA	IEP Meeting	11/6/23	1.50	1.5	100	\$150.00		\$0.00
Jennifer Han Rivas	3177	CENCA	IEP Meeting	11/15/23	1.50	1.5	100	\$150.00		\$0.00
Jennifer Han Rivas	3177	CENCA	IEP Meeting	11/15/23	1.50	1.5	100	\$150.00		\$0.00
Kacy McCalla	3177	CENCA	Ed Psych Assessment	11/2/23	n/a	n/a	n/a	\$1,950.00	107.00	\$70.09
Kacy McCalla	3177	CENCA	Ed Psych Assessment	11/9/23	n/a	n/a	n/a	\$1,950.00	183.00	\$119.87
Kacy McCalla	3177	CENCA	Ed Psych Assessment	11/28/23	n/a	n/a	n/a	\$1,950.00	33.40	\$21.88
Kacy McCalla	3177	CENCA	IEP Meeting	11/3/23	1.25	1.25	100	\$125.00		\$0.00
Kacy McCalla	3177	CENCA	IEP Meeting	11/7/23	1.00	1	100	\$100.00		\$0.00
Kacy McCalla	3177	CENCA	IEP Meeting	11/14/23	1.00	1	100	\$100.00		\$0.00
Karl Smith	3177	CENCA	Nursing Assessment Flat	11/29/23	n/a	n/a	n/a	\$500.00		\$0.00
Karl Smith	3177	CENCA	Nurse Assessments-Travel/Mileage	11/29/23	1.00	1	110	\$110.00	21.00	\$13.76
Kasey Galik	3177	CENCA	APE Services	11/3/23	0.50	1	110	\$110.00		\$0.00
Kasey Galik	3177	CENCA	APE Services	11/3/23	0.50	1	110	\$110.00		\$0.00
Kasey Galik	3177	CENCA	APE Services	11/9/23	0.50	1	110	\$110.00		\$0.00
Kasey Galik	3177	CENCA	APE Services	11/17/23	0.50	1	110	\$110.00		\$0.00
Katherine McMahon	3177	CENCA	Nursing Assessment Flat	11/11/23	n/a	n/a	n/a	\$500.00		\$0.00
Katherine McMahon	3177	CENCA	Nurse Assessments-Travel/Mileage	11/11/23	0.50	0.5	110	\$55.00	8.90	\$5.83
Katherine McMahon	3177	CENCA	Nursing Assessment Flat	11/11/23	n/a	n/a	n/a	\$500.00		\$0.00
Katherine McMahon	3177	CENCA	Nurse Assessments-Travel/Mileage	11/11/23	2.15	2.15	110	\$236.50	128.70	\$84.30
Katherine McMahon	3177	CENCA	Nursing Assessment Flat	11/18/23	n/a	n/a	n/a	\$500.00		\$0.00
Katherine McMahon	3177	CENCA	Nurse Assessments-Travel/Mileage	11/18/23	1.00	1	110	\$110.00	48.60	\$31.83
Katherine McMahon	3177	CENCA	Nursing Assessment Flat	11/18/23	n/a	n/a	n/a	\$500.00		\$0.00
Katherine McMahon	3177	CENCA	Nurse Assessments-Travel/Mileage	11/18/23	0.50	0.5	110	\$55.00	6.50	\$4.26
Katherine McMahon	3177	CENCA	Nursing Assessment Flat	11/18/23	n/a	n/a	n/a	\$500.00		\$0.00
Katherine McMahon	3177	CENCA	Nurse Assessments-Travel/Mileage	11/18/23	0.50	0.5	110	\$55.00	10.30	\$6.75
Kelly Dunn	3177	CENCA	AAC Assessment	11/5/23	n/a	n/a	n/a	\$1,783.00		\$0.00
Kimberly Valente	3177	CENCA	Ed Psych Assessment	11/18/23	n/a	n/a	n/a	\$1,950.00	262.00	\$171.61
Liza Zagayer	3177	CENCA	OT Services	10/26/23	0.50	1	110	\$110.00		\$0.00
Liza Zagayer	3177	CENCA	OT Services	11/2/23	0.50	0.5	110	\$55.00		\$0.00
Liza Zagayer	3177	CENCA	OT Services	11/9/23	0.50	0.5	110	\$55.00		\$0.00
Liza Zagayer	3177	CENCA	OT Services	11/16/23	0.50	0.5	110	\$55.00		\$0.00
Liza Zagayer	3177	CENCA	OT Services	10/30/23	0.42	1	110	\$110.00		\$0.00
Liza Zagayer	3177	CENCA	OT Services	11/6/23	0.42	0.5	110	\$55.00		\$0.00
Liza Zagayer	3177	CENCA	OT Services	11/13/23	0.42	0.5	110	\$55.00		\$0.00
Liza Zagayer	3177	CENCA	OT Services	10/31/23	0.50	1	110	\$110.00		\$0.00
Liza Zagayer	3177	CENCA	OT Services	11/7/23	0.50	1	110	\$110.00		\$0.00
Liza Zagayer	3177	CENCA	OT Services	11/14/23	0.50	1	110	\$110.00		\$0.00
Liza Zagayer	3177	CENCA	OT Services	10/31/23	0.33	1	110	\$110.00		\$0.00
Liza Zagayer	3177	CENCA	OT Services	11/7/23	0.33	1	110	\$110.00		\$0.00
Liza Zagayer	3177	CENCA	OT Services	11/14/23	0.33	1	110	\$110.00		\$0.00
Liza Zagayer	3177	CENCA	OT Services	11/14/23	0.50	1	110	\$110.00		\$0.00
Liza Zagayer	3177	CENCA	OT Services	10/20/23	0.50	1	110	\$110.00		\$0.00
Liza Zagayer	3177	CENCA	OT Services	10/27/23	0.50	1	110	\$110.00		\$0.00
Liza Zagayer	3177	CENCA	OT Services	11/3/23	0.50	1	110	\$110.00		\$0.00
Liza Zagayer	3177	CENCA	OT Services	11/16/23	0.50	0.5	110	\$55.00		\$0.00
MaeBelen Vital	3177	CENCA	Speech Services	11/9/23	0.50	1	110	\$110.00		\$0.00
MaeBelen Vital	3177	CENCA	Speech Services	11/16/23	0.50	1	110	\$110.00		\$0.00
MaeBelen Vital	3177	CENCA	Speech Services	11/28/23	0.50	1	110	\$110.00		\$0.00
MaeBelen Vital	3177	CENCA	IEP Meeting	11/27/23	1.00	1	100	\$100.00		\$0.00
MaeBelen Vital	3177	CENCA	IEP Meeting	11/7/23	1.00	1	100	\$100.00		\$0.00
MaeBelen Vital	3177	CENCA	IEP Meeting	11/15/23	1.00	1	100	\$100.00		\$0.00
Melissa Yeppez	3177	CENCA	OT Services	11/2/23	0.50	0.5	110	\$55.00		\$0.00
Mercedes Alin	3177	CENCA	Speech Services	11/6/23	0.50	1	110	\$110.00		\$0.00
Mercedes Alin	3177	CENCA	Speech Services	11/13/23	0.50	1	110	\$110.00		\$0.00
Mercedes Alin	3177	CENCA	Speech Services	11/27/23	0.50	1	110	\$110.00		\$0.00
Mia Frimtzis	3177	CENCA	510	11/1/23	0.50	1	100	\$100.00		\$0.00
Mia Frimtzis	3177	CENCA	510	11/8/23	0.50	1	100	\$100.00		\$0.00

California Online Public Schools - California Online Public Schools (CalOPS) Board Meeting - Agenda - Tuesday March 5, 2024 at 3:30 PM

Mia Frimtzis	3177	CENCA	510	11/15/23	0.50	1	100	\$100.00		\$0.00
Mia Frimtzis	3177	CENCA	510	11/29/23	0.50	1	100	\$100.00		\$0.00
Mia Frimtzis	3177	CENCA	510	11/2/23	0.50	1	100	\$100.00		\$0.00
Mia Frimtzis	3177	CENCA	510	11/9/23	0.50	1	100	\$100.00		\$0.00
Mia Frimtzis	3177	CENCA	510	11/30/23	0.50	1	100	\$100.00		\$0.00
Michael Saunders	3177	CENCA	APE Services	11/1/23	0.50	1	110	\$110.00		\$0.00
Michael Saunders	3177	CENCA	APE Services	11/15/23	0.50	1	110	\$110.00		\$0.00
Michael Saunders	3177	CENCA	APE Services	11/29/23	0.50	1	110	\$110.00		\$0.00
Monique Nguyen	3177	CENCA	IEP Meeting	11/6/23	1.50	1.5	100	\$150.00		\$0.00
Monique Nguyen	3177	CENCA	IEP Meeting	11/9/23	1.00	1	100	\$100.00		\$0.00
Patricia Slaback	3177	CENCA	OI Services	11/28/23	0.50	1	110	\$110.00		\$0.00
Patricia Slaback	3177	CENCA	OI Services	11/28/23	0.50	1	110	\$110.00		\$0.00
Patricia Slaback	3177	CENCA	OI Services	11/30/23	0.25	1	110	\$110.00		\$0.00
Penny Lopez	3177	CENCA	Speech Services	11/1/23	0.50	1	110	\$110.00		\$0.00
Penny Lopez	3177	CENCA	Speech Services	11/8/23	0.50	1	110	\$110.00		\$0.00
Penny Lopez	3177	CENCA	Speech Services	11/15/23	0.50	1	110	\$110.00		\$0.00
Penny Lopez	3177	CENCA	Speech Services	11/29/23	0.50	1	110	\$110.00		\$0.00
Penny Lopez	3177	CENCA	Speech Services	11/1/23	0.50	1	110	\$110.00		\$0.00
Penny Lopez	3177	CENCA	Speech Services	11/8/23	0.50	1	110	\$110.00		\$0.00
Penny Lopez	3177	CENCA	Speech Services	11/15/23	0.50	1	110	\$110.00		\$0.00
Penny Lopez	3177	CENCA	Speech Services	11/29/23	0.50	1	110	\$110.00		\$0.00
Penny Lopez	3177	CENCA	Speech Services	10/25/23	0.50	1	110	\$110.00		\$0.00
Penny Lopez	3177	CENCA	Speech Services	11/8/23	0.50	1	110	\$110.00		\$0.00
Penny Lopez	3177	CENCA	Speech Services	11/15/23	0.50	1	110	\$110.00		\$0.00
Penny Lopez	3177	CENCA	Speech Services	11/1/23	0.50	0.5	110	\$55.00		\$0.00
Penny Lopez	3177	CENCA	Speech Services	11/29/23	0.50	0.5	110	\$55.00		\$0.00
Penny Lopez	3177	CENCA	Speech Services	11/2/23	0.50	1	110	\$110.00		\$0.00
Penny Lopez	3177	CENCA	Speech Services	11/8/23	0.50	1	110	\$110.00		\$0.00
Penny Lopez	3177	CENCA	Speech Services	11/15/23	0.50	1	110	\$110.00		\$0.00
Penny Lopez	3177	CENCA	Speech Services	11/1/23	0.50	0.5	110	\$55.00		\$0.00
Penny Lopez	3177	CENCA	Speech Services	11/29/23	0.50	1	110	\$110.00		\$0.00
Ryan Groft	3177	CENCA	Ed Psych Assessment	10/16/23	n/a	n/a	n/a	\$1,950.00	53.00	\$34.72
Ryan Groft	3177	CENCA	Ed Psych Assessment	10/16/23	n/a	n/a	n/a	\$1,950.00	53.00	\$34.72
Ryan Groft	3177	CENCA	Ed Psych Assessment	10/19/23	n/a	n/a	n/a	\$1,950.00	76.00	\$49.78
Ryan Groft	3177	CENCA	Ed Psych Assessment	10/21/23	n/a	n/a	n/a	\$1,950.00	57.60	\$37.73
Ryan Groft	3177	CENCA	Ed Psych Assessment	10/22/23	n/a	n/a	n/a	\$1,950.00	123.60	\$80.96
Ryan Groft	3177	CENCA	Ed Psych Assessment	10/24/23	n/a	n/a	n/a	\$1,950.00	48.90	\$32.03
Ryan Groft	3177	CENCA	IEP Meeting	10/3/23	1.15	1.15	100	\$115.00		\$0.00
Ryan Groft	3177	CENCA	IEP Meeting	11/13/23	1.00	1	100	\$100.00		\$0.00
Ryan Groft	3177	CENCA	IEP Meeting	11/15/23	0.50	0.5	100	\$50.00		\$0.00
Shanna Hottinger	3177	CENCA	ECP	11/9/23	3.00	3	110	\$330.00		\$0.00
Shelbi Casados	3177	CENCA	Speech Services	11/9/23	0.75	1	110	\$110.00		\$0.00
Teri Schoch	3177	CENCA	510	11/8/23	0.50	0.5	100	\$50.00		\$0.00
Teri Schoch	3177	CENCA	510	11/10/23	0.50	0.5	100	\$50.00		\$0.00
Teri Schoch	3177	CENCA	510	11/15/23	0.50	0.5	100	\$50.00		\$0.00
Teri Schoch	3177	CENCA	IEP Meeting	11/15/23	1.50	1.5	100	\$150.00		\$0.00
Teri Schoch	3177	CENCA	IEP Meeting	11/15/23	1.50	1.5	100	\$150.00		\$0.00
Teri Schoch	3177	CENCA	IEP Meeting	11/29/23	1.00	0.5	100	\$50.00		\$0.00
Vahe Amirian	3177	CENCA	Ed Psych Assessment	11/4/23	n/a	n/a	n/a	\$1,950.00	91.00	\$59.61
Vahe Amirian	3177	CENCA	Ed Psych Assessment	11/4/23	n/a	n/a	n/a	\$1,950.00	91.00	\$59.61
Vahe Amirian	3177	CENCA	Ed Psych Assessment	11/10/23	n/a	n/a	n/a	\$1,950.00	182.00	\$119.21
Vahe Amirian	3177	CENCA	IEP Meeting	11/16/23	1.00	1	100	\$100.00		\$0.00
Vahe Amirian	3177	CENCA	IEP Meeting	11/6/23	1.50	1.5	100	\$150.00		\$0.00
Vahe Amirian	3177	CENCA	IEP Meeting	11/15/23	1.50	1.5	100	\$150.00		\$0.00
Vanessa Abraham	3177	CENCA	IEP Meeting	11/7/23	1.00	1	100	\$100.00		\$0.00
Vanessa Abraham	3177	CENCA	IEP Meeting	11/9/23	1.00	1	100	\$100.00		\$0.00
Vanessa Abraham	3177	CENCA	IEP Meeting	11/9/23	1.00	1	100	\$100.00		\$0.00
Yvonne Duarte	3177	CENCA	535 Behavior Student	11/6/23	0.50	1	110	\$110.00		\$0.00
Yvonne Duarte	3177	CENCA	535 Behavior Student	11/13/23	0.50	1	110	\$110.00		\$0.00
			Total for Service:	Total for Mileage:			Total Due:	\$55,304.50	1668.10	\$1,092.61
				\$55,304.50	\$1,092.61			\$56,397.11		

BILLING INVOICE

Invoice #	3180	Bill To:	California Online Public School
Invoice Date:	11/30/23	Attn:	La Chelle Carter
Name:	El Paseo Children's Center Inc		
Mailing Address	74075 El Paseo Drive, Suite A2B		lacarter@calca.connectionsacademy.org
	Palm Desert, CA 92260		SPED-Finance@californiaops.org
Telephone	760-342-4900		abatin@calca.connectionsacademy.org

Provider	Invoice #	Region	Student	Service Type	Service Date	Actual Service Time	Billable Service in hours	Hourly Fee	Amount Due for Service	Miles Traveled	Miles Traveled x .655
Abigail Smalligan	3180	CAPOMONT		Speech Assessment	11/10/23	10.50	10.5	110	\$1,155.00		\$0.00
Abigail Smalligan	3180	CAPOMONT		Speech Services	11/2/23	0.50	1	110	\$110.00		\$0.00
Abigail Smalligan	3180	CAPOMONT		Speech Services	11/1/23	0.50	0.5	110	\$55.00		\$0.00
Abigail Smalligan	3180	CAPOMONT		Speech Services	11/8/23	0.50	1	110	\$110.00		\$0.00
Abigail Smalligan	3180	CAPOMONT		Speech Services	11/13/23	0.50	1	110	\$110.00		\$0.00
Abigail Smalligan	3180	CAPOMONT		Speech Services	11/28/23	0.50	0.5	110	\$55.00		\$0.00
Abigail Smalligan	3180	CAPOMONT		Speech Services	11/29/23	0.50	0.5	110	\$55.00		\$0.00
Abigail Smalligan	3180	CAPOMONT		Speech Services	11/30/23	0.50	1	110	\$110.00		\$0.00
Abigail Smalligan	3180	CAPOMONT		IEP Meeting	11/2/23	1.00	1	100	\$100.00		\$0.00
Adriana Covarubias	3180	CAPOMONT		OT Services	11/2/23	0.75	1	110	\$110.00		\$0.00
Adriana Covarubias	3180	CAPOMONT		OT Services	11/1/23	0.50	1	110	\$110.00		\$0.00
Adriana Covarubias	3180	CAPOMONT		IEP Meeting	11/2/23	1.00	1	100	\$100.00		\$0.00
Ailien Nguyenly	3180	CAPOMONT		OT Services	11/3/23	0.25	1	110	\$110.00		\$0.00
Albert Litvin	3180	CAPOMONT		IEP Meeting	11/2/23	1.50	1.5	100	\$150.00		\$0.00
Alejandra Anonical	3180	CAPOMONT		IEP Meeting	11/2/23	1.70	1.7	100	\$170.00		\$0.00
Alicia Paoletta	3180	CAPOMONT		Manifestation Determination	11/9/23	n/a	n/a	n/a	\$750.00		\$0.00
Alicia Paoletta	3180	CAPOMONT		IEP Meeting	11/13/23	1.00	1	100	\$100.00		\$0.00
Alyce Rouse	3180	CAPOMONT		IEP Meeting	11/28/23	1.00	1	100	\$100.00		\$0.00
Alyssa Guerrero	3180	CAPOMONT		IEP Meeting	11/2/23	1.5	1.5	100	\$150.00		\$0.00
Alyssa Guerrero	3180	CAPOMONT		OT Assessment	11/12/23	10.5	10.5	110	\$1,155.00		\$0.00
Angelica Diaz	3180	CAPOMONT		DHH Services	11/28/23	0.5	1	110	\$110.00		\$0.00
Annie Hinojos	3180	CAPOMONT		Review of Records	11/7/23	n/a	n/a	n/a	\$750.00		\$0.00
Dany Cary	3180	CAPOMONT		OT Assessment	11/15/23	10.5	10.5	110	\$1,155.00		\$0.00
Danielle Roghair	3180	CAPOMONT		OT Assessment	9/25/23	10.5	10.5	110	\$1,155.00		\$0.00
Danielle Roghair	3180	CAPOMONT		IEP Meeting	11/2/23	1	1	100	\$100.00		\$0.00
Diana Cadigan	3180	CAPOMONT		IEP Meeting	10/24/23	1	1	100	\$100.00		\$0.00
Elizabeth Lee	3180	CAPOMONT		Ed Assessment	10/30/23	n/a	n/a	n/a	\$1,950.00	32.60	\$21.35
Elizabeth Lee	3180	CAPOMONT		IEP Meeting	11/3/23	1	1	100	\$100.00		\$0.00
Elizabeth Vosseler	3180	CAPOMONT		IEP Meeting	11/2/23	1.5	1.5	100	\$150.00		\$0.00
Emily Chupek	3180	CAPOMONT		Speech Services	11/30/23	0.50	1	110	\$110.00		\$0.00
Ericka Panayi	3180	CAPOMONT		Speech Services	11/6/23	0.50	1	110	\$110.00		\$0.00
Ericka Panayi	3180	CAPOMONT		Speech Services	11/8/23	0.50	1	110	\$110.00		\$0.00
Ericka Panayi	3180	CAPOMONT		Speech Services	11/13/23	0.50	1	110	\$110.00		\$0.00
Ericka Panayi	3180	CAPOMONT		Speech Services	11/15/23	0.50	1	110	\$110.00		\$0.00
Ericka Panayi	3180	CAPOMONT		Speech Services	11/27/23	0.50	1	110	\$110.00		\$0.00
Ericka Panayi	3180	CAPOMONT		Speech Services	11/29/23	0.50	1	110	\$110.00		\$0.00
Ericka Panayi	3180	CAPOMONT		Speech Services	11/7/23	1.00	1	110	\$110.00		\$0.00
Ericka Panayi	3180	CAPOMONT		Speech Services	11/14/23	1.00	1	110	\$110.00		\$0.00
Ericka Panayi	3180	CAPOMONT		Speech Services	11/28/23	1.00	1	110	\$110.00		\$0.00
Ericka Panayi	3180	CAPOMONT		Speech Services	11/9/23	0.50	1	110	\$110.00		\$0.00
Ericka Panayi	3180	CAPOMONT		Speech Services	11/15/23	0.50	1	110	\$110.00		\$0.00
Ericka Panayi	3180	CAPOMONT		Speech Services	11/16/23	0.50	1	110	\$110.00		\$0.00
Ericka Panayi	3180	CAPOMONT		Speech Services	11/30/23	0.50	1	110	\$110.00		\$0.00
Evette Rios	3180	CAPOMONT		Speech Services	11/6/23	0.50	0.5	110	\$55.00		\$0.00
Evette Rios	3180	CAPOMONT		Speech Services	11/13/23	0.50	0.5	110	\$55.00		\$0.00
Evette Rios	3180	CAPOMONT		Speech Services	11/27/23	0.50	0.5	110	\$55.00		\$0.00
Evette Rios	3180	CAPOMONT		Speech Services	11/7/23	0.50	1	110	\$110.00		\$0.00
Evette Rios	3180	CAPOMONT		Speech Services	11/14/23	0.50	1	110	\$110.00		\$0.00
Evette Rios	3180	CAPOMONT		Speech Services	11/17/23	0.50	1	110	\$110.00		\$0.00
Evette Rios	3180	CAPOMONT		Speech Services	11/27/23	0.50	1	110	\$110.00		\$0.00
Evette Rios	3180	CAPOMONT		Speech Services	11/28/23	0.50	1	110	\$110.00		\$0.00
Evette Rios	3180	CAPOMONT		Speech Services	11/2/23	0.50	1	110	\$110.00		\$0.00
Evette Rios	3180	CAPOMONT		Speech Services	11/9/23	0.50	1	110	\$110.00		\$0.00
Evette Rios	3180	CAPOMONT		Speech Services	11/16/23	0.50	1	110	\$110.00		\$0.00
Evette Rios	3180	CAPOMONT		Speech Services	11/30/23	0.50	1	110	\$110.00		\$0.00
Evette Rios	3180	CAPOMONT		Speech Services	11/1/23	0.50	1	110	\$110.00		\$0.00
Evette Rios	3180	CAPOMONT		Speech Services	11/8/23	0.50	1	110	\$110.00		\$0.00

Evette Rios	3180	CAPOMONT									
Evette Rios	3180	CAPOMONT	Speech Services	11/15/23	0.50	1	110	\$110.00			\$0.00
Evette Rios	3180	CAPOMONT	Speech Services	11/16/23	0.50	1	110	\$110.00			\$0.00
Evette Rios	3180	CAPOMONT	Speech Services	11/30/23	0.50	1	110	\$110.00			\$0.00
Evette Rios	3180	CAPOMONT	Speech Services	11/29/23	0.50	0.5	110	\$55.00			\$0.00
Heidi Newton	3180	CAPOMONT	Nursing Assessment Flat	11/5/23	n/a	n/a	n/a	\$500.00			\$0.00
Heidi Newton	3180	CAPOMONT	Nurse Assessments-Travel/Mileage	11/5/23	1.12	1.12	110	\$123.20	32.80		\$21.48
Heidi Newton	3180	CAPOMONT	Nursing Assessment Flat	11/9/23	n/a	n/a	n/a	\$500.00			\$0.00
Heidi Newton	3180	CAPOMONT	Nurse Assessments-Travel/Mileage	11/9/23	0.85	0.85	110	\$93.50	40.50		\$26.53
Heidi Newton	3180	CAPOMONT	Nursing Assessment Flat	11/12/23	n/a	n/a	n/a	\$500.00			\$0.00
Heidi Newton	3180	CAPOMONT	Nurse Assessments-Travel/Mileage	11/12/23	0.83	0.83	110	\$91.30	23.20		\$15.20
Jennifer Han-Rivas	3180	CAPOMONT	Speech Services	11/1/23	0.50	1	110	\$110.00			\$0.00
Jennifer Han-Rivas	3180	CAPOMONT	Speech Services	11/2/23	0.50	1	110	\$110.00			\$0.00
Jennifer Han-Rivas	3180	CAPOMONT	Speech Services	11/8/23	0.50	1	110	\$110.00			\$0.00
Jennifer Han-Rivas	3180	CAPOMONT	Speech Services	11/9/23	0.50	1	110	\$110.00			\$0.00
Jennifer Han-Rivas	3180	CAPOMONT	Speech Services	11/15/23	0.50	1	110	\$110.00			\$0.00
Jennifer Han-Rivas	3180	CAPOMONT	Speech Services	11/16/23	0.50	1	110	\$110.00			\$0.00
Jennifer Han-Rivas	3180	CAPOMONT	Speech Services	11/29/23	0.50	1	110	\$110.00			\$0.00
Jennifer Han-Rivas	3180	CAPOMONT	Speech Services	11/30/23	0.50	1	110	\$110.00			\$0.00
Kacy McCalla	3180	CAPOMONT	Ed Assessment	11/28/23	n/a	n/a	n/a	\$1,950.00	267.00		\$174.89
Kelly Dunn	3180	CAPOMONT	AAC Assessment	11/17/23	n/a	n/a	n/a	\$1,783.00			\$0.00
Latrina Chavez	3180	CAPOMONT	Ed Assessment	10/20/23	n/a	n/a	n/a	\$1,950.00	65.40		\$42.84
Latrina Chavez	3180	CAPOMONT	Ed Assessment	10/29/23	n/a	n/a	n/a	\$1,950.00	145.20		\$95.11
Latrina Chavez	3180	CAPOMONT	Ed Assessment	10/30/23	n/a	n/a	n/a	\$1,950.00	254.00		\$166.37
Latrina Chavez	3180	CAPOMONT	Ed Assessment	11/11/23	n/a	n/a	n/a	\$1,950.00	84.60		\$55.41
Latrina Chavez	3180	CAPOMONT	IEP Meeting	11/13/23	1.00	1	100	\$100.00			\$0.00
Latrina Chavez	3180	CAPOMONT	IEP Meeting	11/28/23	1.00	1	100	\$100.00			\$0.00
Liza Zagayer	3180	CAPOMONT	OT Services	11/16/23	0.75	1	110	\$110.00			\$0.00
Liza Zagayer	3180	CAPOMONT	OT Services	11/2/23	0.50	1	110	\$110.00			\$0.00
Liza Zagayer	3180	CAPOMONT	OT Services	11/9/23	0.50	1	110	\$110.00			\$0.00
Liza Zagayer	3180	CAPOMONT	OT Services	11/16/23	0.50	0.5	110	\$55.00			\$0.00
Liza Zagayer	3180	CAPOMONT	OT Services	11/15/23	0.50	1	110	\$110.00			\$0.00
Lynn Defino	3180	CAPOMONT	515 Group Counseling	11/13/23	0.50	1	95	\$95.00			\$0.00
Melanie Segrave	3180	CAPOMONT	515 Group Counseling	11/2/23	1.00	1	95	\$95.00			\$0.00
Melanie Segrave	3180	CAPOMONT	515 Group Counseling	11/9/23	1.00	1	95	\$95.00			\$0.00
Melanie Segrave	3180	CAPOMONT	515 Group Counseling	11/16/23	1.00	1	95	\$95.00			\$0.00
Melanie Segrave	3180	CAPOMONT	515 Group Counseling	11/30/23	1.00	1	95	\$95.00			\$0.00
Melanie Segrave	3180	CAPOMONT	510	11/1/23	0.75	1	100	\$100.00			\$0.00
Melanie Segrave	3180	CAPOMONT	510	11/8/23	0.75	1	100	\$100.00			\$0.00
Melanie Segrave	3180	CAPOMONT	510	11/15/23	0.75	1	100	\$100.00			\$0.00
Melanie Segrave	3180	CAPOMONT	510	11/29/23	0.75	1	100	\$100.00			\$0.00
Melanie Segrave	3180	CAPOMONT	IEP Meeting	11/3/23	1.00	1	100	\$100.00			\$0.00
Melanie Segrave	3180	CAPOMONT	IEP Meeting	11/28/23	1.00	1	100	\$100.00			\$0.00
Melinda MacKenzie	3180	CAPOMONT	Ed Assessment	11/14/23	n/a	n/a	n/a	\$1,950.00	256.00		\$167.68
Melinda MacKenzie	3180	CAPOMONT	IEP Meeting	11/30/23	1.50	1.5	100	\$150.00			\$0.00
Mercedes Allin	3180	CAPOMONT	Speech Services	11/7/23	0.50	1	110	\$110.00			\$0.00
Mercedes Allin	3180	CAPOMONT	Speech Services	11/3/23	0.50	1	110	\$110.00			\$0.00
Mercedes Allin	3180	CAPOMONT	Speech Services	11/1/23	0.50	1	110	\$110.00			\$0.00
Mercedes Allin	3180	CAPOMONT	Speech Services	11/6/23	0.50	1	110	\$110.00			\$0.00
Mercedes Allin	3180	CAPOMONT	Speech Services	11/8/23	0.50	1	110	\$110.00			\$0.00
Mercedes Allin	3180	CAPOMONT	Speech Services	11/13/23	0.50	1	110	\$110.00			\$0.00
Mercedes Allin	3180	CAPOMONT	Speech Services	11/15/23	0.50	1	110	\$110.00			\$0.00
Mercedes Allin	3180	CAPOMONT	Speech Services	11/27/23	0.50	1	110	\$110.00			\$0.00
Mercedes Allin	3180	CAPOMONT	Speech Services	11/29/23	0.50	1	110	\$110.00			\$0.00
Mercedes Allin	3180	CAPOMONT	Speech Services	11/29/23	0.90	1	110	\$110.00			\$0.00
Michael Saunders	3180	CAPOMONT	APE Service	11/1/23	0.50	1	110	\$110.00			\$0.00
Michael Saunders	3180	CAPOMONT	APE Service	11/8/23	0.50	1	110	\$110.00			\$0.00
Michael Saunders	3180	CAPOMONT	APE Service	11/15/23	0.50	1	110	\$110.00			\$0.00
Michael Saunders	3180	CAPOMONT	APE Service	11/29/23	0.50	1	110	\$110.00			\$0.00
Mikayla Bell (Schramm)	3180	CAPOMONT	Speech Assessment	11/1/23	10.50	10.5	110	\$1,155.00			\$0.00
Mikayla Bell (Schramm)	3180	CAPOMONT	Speech Assessment	11/18/23	10.50	10.5	110	\$1,155.00			\$0.00
Mikayla Bell (Schramm)	3180	CAPOMONT	IEP Meeting	11/30/23	1.50	1.5	100	\$150.00			\$0.00
Sarah Sabaghzadeh	3180	CAPOMONT	510	11/6/23	0.50	1	100	\$100.00			\$0.00
Sarah Sabaghzadeh	3180	CAPOMONT	510	11/13/23	0.50	1	100	\$100.00			\$0.00

Sarah Sabaghzadeh	3180	CAPOMONT	510	11/27/23	0.50	1	100	\$100.00		\$0.00
Syndi Shefer	3180	CAPOMONT	Speech Services	11/2/23	0.50	1	110	\$110.00		\$0.00
Syndi Shefer	3180	CAPOMONT	Speech Services	11/9/23	0.50	1	110	\$110.00		\$0.00
Syndi Shefer	3180	CAPOMONT	Speech Services	11/16/23	1.00	1	110	\$110.00		\$0.00
Syndi Shefer	3180	CAPOMONT	Speech Services	11/17/23	1.00	0.5	110	\$55.00		\$0.00
Teresa Williams	3180	CAPOMONT	IEP Meeting	11/13/23	1.50	1.5	100	\$150.00		\$0.00
Terri Schoch	3180	CAPOMONT	515	11/10/23	0.50	1	95	\$95.00		\$0.00
Terri Schoch	3180	CAPOMONT	515	11/17/23	0.50	0.5	95	\$47.50		\$0.00
Terri Schoch	3180	CAPOMONT	510	11/3/23	0.50	0.5	100	\$50.00		\$0.00
Terri Schoch	3180	CAPOMONT	510	11/10/23	0.50	0.5	100	\$50.00		\$0.00
Terri Schoch	3180	CAPOMONT	510	11/27/23	0.50	0.5	100	\$50.00		\$0.00
Terrie Schoch	3180	CAPOMONT	510	11/13/23	1.00	0.5	100	\$50.00		\$0.00
Terrie Schoch	3180	CAPOMONT	510	11/15/23	1.00	0.5	100	\$50.00		\$0.00
Terrie Schoch	3180	CAPOMONT	515	11/1/23	0.83	0.5	95	\$47.50		\$0.00
Terrie Schoch	3180	CAPOMONT	515	11/3/23	0.83	0.5	95	\$47.50		\$0.00
Terrie Schoch	3180	CAPOMONT	515	11/6/23	0.83	0.5	95	\$47.50		\$0.00
Terrie Schoch	3180	CAPOMONT	515	11/10/23	0.83	0.5	95	\$47.50		\$0.00
Terrie Schoch	3180	CAPOMONT	515	11/13/23	0.83	0.5	95	\$47.50		\$0.00
Terrie Schoch	3180	CAPOMONT	510	11/27/23	1.00	0.5	100	\$50.00		\$0.00
Terrie Schoch	3180	CAPOMONT	510	11/17/23	1.00	0.5	100	\$50.00		\$0.00
Terrie Schoch	3180	CAPOMONT	510	11/29/23	1.00	0.5	100	\$50.00		\$0.00
				Total for Service:		Total for Mileage:	TOTAL DUE	\$37,496.00	1,201.30	\$786.85
Total				\$37,496.00		\$786.85	\$38,282.85			

exited May 2023; please fill out Entry form



LAW OFFICES OF YOUNG, MINNEY & CORR, LLP

655 UNIVERSITY AVENUE, SUITE 150, SACRAMENTO, CA 95825
 TEL 916.646.1400 ■ FAX 916.646.1300
 YMCLEGAL.COM

February 05, 2024

California Online Public Schools
 SENT VIA EMAIL
 lcarter@californiaops.org
 finance@californiaops.org

Invoice Number: 8914

RE: All Schools - General

Confidential: Attorney-Client Privileged Document

All invoices are due and payable upon receipt. If payment is not received within thirty days of this invoice date, interest charges shall accrue.

Please make checks payable to:
 Young, Minney & Corr, LLP
 655 University Ave, Ste. 150
 Sacramento, CA 95825

For online payment options, access to our Client Portal, or should you have any questions or concerns, please contact Jessica Alm or Mishele Richards at 916-646-1400 or via email at ymcbilling@mycharterlaw.com.

Fees	27,013.50
Total for this Invoice - USD	27,013.50
Payment - 10332 on 01-16-2024	(313.00)
Payment from Trust on 01-17-2024	(2,044.00)
Current Account Balance - USD	27,013.50
Trust Account Balance - USD	0.00
Total Amount to Pay as of 02-06-2024 - USD	27,013.50

Outstanding Balance as of 02-06-2024

Current	30 Days	60 Days	90 Days	120 Days	180+ Days	Total
27,013.50	0.00	0.00	0.00	0.00	0.00	27,013.50



LAW OFFICES OF YOUNG, MINNEY & CORR, LLP

655 UNIVERSITY AVENUE, SUITE 150, SACRAMENTO, CA 95825
TEL 916.646.1400 ■ FAX 916.646.1300
YMCLEGAL.COM

Tax ID: 94-3307075

February 05, 2024


California Online Public Schools
SENT VIA EMAIL
lcarter@californiaops.org
finance@californiaops.org

Invoice Number: 8914


RE: All Schools - General

Date	Description	Hours	Rate	Amount
[REDACTED]				


Date	Description	Hours	Rate	Amount
-------------	--------------------	--------------	-------------	---------------




<u>Date</u>	<u>Description</u>	<u>Hours</u>	<u>Rate</u>	<u>Amount</u>
-------------	--------------------	--------------	-------------	---------------




Date	Description	Hours	Rate	Amount
------	-------------	-------	------	--------




Date	Description	Hours	Rate	Amount
-------------	--------------------	--------------	-------------	---------------




Date	Description	Hours	Rate	Amount
------	-------------	-------	------	--------




Date	Description	Hours	Rate	Amount
------	-------------	-------	------	--------




Date	Description	Hours	Rate	Amount
------	-------------	-------	------	--------



Date	Description	Hours	Rate	Amount
-------------	--------------------	--------------	-------------	---------------



Date	Description	Hours	Rate	Amount
------	-------------	-------	------	--------



Date	Description	Hours	Rate	Amount
			Total	27,013.50
			Total for this Invoice - USD	27,013.50
			Payment - 10332 on 01-16-2024	(313.00)
			Payment from Trust on 01-17-2024	(2,044.00)
			Current Account Balance - USD	27,013.50
			Trust Account Balance - USD	0.00
			Total Amount to Pay as of 02-06-2024 - USD	27,013.50



Invoice

Remit To:
 PO Box 776725
 Chicago, IL 60677-6725
 AR@Edmentum.com
 Tax ID#41-1646390

#INV3224103

Date: 01/31/2024

Bill To

California Online Public Schools
 California Online Public Schools
 33772 Valle Road
 San Juan Capistrano CA 92675
 United States

Amount Due \$82,875.00

Terms	Due Date	PO #	Order #	Customer #
Net 15	02/15/2024	2023-24-70	#Q-611000	745440

Description	Qty	Start Date	End Date	Amount
California Online Academy				
Courseware: HS CTE Library - Program License	1,500	07/01/2024	06/30/2025	

Subtotal	\$82,875.00
Tax	\$0.00
Invoice Total	\$82,875.00





Capistrano Unified School District

33122 Valle Road
 San Juan Capistrano, CA 92675
 Phone: (949) 234-9332

CALIFORNIA CONNECTIONS ACADEMY - CARTER
 ATTN: LACHELLE CARTER
 DIRECTOR OF FINANCE
 33272 VALLE ROAD
 SAN JUAN CAPISTRANO, CA 92675

ACCT ID:	C68001133
INVOICE NUMBER:	68TI0573
DIVISION:	68GN
TERM:	2324
INVOICE DATE:	01/30/24
DUE DATE:	02/29/24
AMOUNT DUE	\$47,071.00

Item	Account	Description	Amount
1	0101 0000 0 8699 0000 0000 205 69000000	1% OVERSIGHT - JANUARY '24	47,071.00
INVOICE TOTAL			\$47,071.00

Please remit a copy with payment-Thank You

Remit to: **Capistrano Unified School District**
Attention: Accounts Receivable
 33122 Valle Road
 San Juan Capistrano, CA 92675

Account ID C68001133
 Account Name CALIFORNIA CONNECTIONS ACADEMY
 Invoice Number 68TI0573
 DIV: 68GN
 TERM: 2324
 Due Date 02/29/24
 Amount Due \$47,071.00
 Amount Paid \$ _____



INVOICE

Page # 1

Capistrano Unified School District

33122 Valle Road
 San Juan Capistrano, CA 92675
 Phone: (949) 234-9332

CALIFORNIA CONNECTIONS ACADEMY - CARTER
 ATTN: LACHELLE CARTER
 DIRECTOR OF FINANCE
 33272 VALLE ROAD
 SAN JUAN CAPISTRANO, CA 92675

ACCT ID:	C68001133
INVOICE NUMBER:	68TI0556
DIVISION:	68GN
TERM:	2324
INVOICE DATE:	01/30/24
DUE DATE:	02/29/24
AMOUNT DUE	\$47,071.00

Item	Account	Description	Amount
1	0101 0000 0 8699 0000 0000 205 69000000	1% OVERSIGHT - DECEMBER '23	47,071.00
INVOICE TOTAL			\$47,071.00

Please remit a copy with payment-Thank You

Remit to: **Capistrano Unified School District**
Attention: Accounts Receivable
 33122 Valle Road
 San Juan Capistrano, CA 92675

Account ID C68001133
 Account Name CALIFORNIA CONNECTIONS ACADEMY
 Invoice Number 68TI0556
 DIV: 68GN
 TERM: 2324
 Due Date 02/29/24
 Amount Due \$47,071.00
 Amount Paid \$ _____



INVOICE

Speech-Language Pathology Services - December 2023

Milestones Therapy Group, A Prof. SLP Corporation
 1968 S. Coast Hwy., Suite 370
 Laguna Beach, California 92651
 United States

949-229-2021
 www.milestonetherapygroup.com

BILL TO
California Online Public Schools,
Connections Academy
 33272 Valle Road
 San Juan Capistrano, California 92675
 United States

Invoice Number: 1096

Invoice Date: January 13, 2024

Payment Due: February 27, 2024

Amount Due (USD): **\$32,753.33**

Pay Securely Online

Services	Amount
Speech-language pathology services SoCal (12/01/2023-12/31/2023)	\$20,200.55
Speech-language pathology services NorCal (12/01/2023-12/31/2023)	\$5,491.42
Speech-language pathology services Central Valley (12/01/2023-12/31/2023)	\$4,218.01
Speech-language pathology services Central Coast (12/01/2023-12/31/2023)	\$672.08
Speech-language pathology services Monterey Bay (12/01/2023-12/31/2023)	\$1,971.07
Speech-language pathology services North Bay (12/01/2023-12/31/2023)	\$200.20



INVOICE

Speech-Language Pathology Services - December 2023

Milestones Therapy Group, A Prof. SLP Corporation
1968 S. Coast Hwy., Suite 370
Laguna Beach, California 92651
United States

949-229-2021
www.milestonetherapygroup.com

Subtotal: \$32,753.33

Total: \$32,753.33

Amount Due (USD): \$32,753.33

Pay Securely Online



link.waveapps.com/3t7weq-r53rsn

Notes / Terms

For details of the services listed on this summary invoice, please:
Refer to the email attachment sent to sped-finance@californiaops.org

Thank you for your business!

Page 2 of 2 for Invoice #1096



Invoice for California Online Public Schools

Florida Virtual School
5422 Carrier Drive, Suite 201
Orlando, Florida 32819

Invoice Number: 202422-74370
Invoice Date: February 15, 2024

Remit to:
Florida Virtual School
P.O. Box 737413
Dallas, TX 75373-7413

Bill To:

California Online Public Schools
33272 Valle Rd.
San Juan Capistrano, California 92675

Products

Product	Quantity	Curriculum Catalog	Add-Ons	Sales Price	Discount (%)	Total Price	Description
Training Webinar Per Hour	2.0			\$450.00	0.0	\$900.00	
MS Visual Art II v21 NH Course Access	1.0			\$500.00	0.0	\$500.00	
MS Visual Art I v21 NH Course Access	1.0			\$500.00	0.0	\$500.00	
Consultative Services - General	2.0			\$199.00	0.0	\$398.00	
Client Hosted Per Enrollment License	2300.0			\$84.95	0.0	\$195,385.00	Middle School and AP Classes
FlexPoint Education Answer Keys NH Course Access	1.0			\$0.00	0.0	\$0.00	
Client Hosted Per Enrollment License	5500.0			\$84.95	0.0	\$467,225.00	Elementary PE and Art Classes
Elementary Physical Education Grade 1 v17 NH Course Access	1.0			\$500.00	0.0	\$500.00	
Elementary Physical Education Grade 2 v17 NH Course Access	1.0			\$500.00	0.0	\$500.00	
Elementary Physical Education Grade 3 v17 NH Course Access	1.0			\$500.00	0.0	\$500.00	
Elementary Physical Education Grade 4 v17 NH Course Access	1.0			\$500.00	0.0	\$500.00	
Elementary Physical Education Grade 5 v17 NH Course Access	1.0			\$500.00	0.0	\$500.00	
Elementary Physical Education Grade K v17 NH Course Access	1.0			\$500.00	0.0	\$500.00	
Elementary Art Grade 1 v21 NH Course Access	1.0			\$500.00	0.0	\$500.00	
Elementary Art Grade 2 v22 NH Course Access	1.0			\$500.00	0.0	\$500.00	
Elementary Art Grade 3 v23 NH Course Access	1.0			\$500.00	0.0	\$500.00	
Elementary Art Grade 5 v17 NH Course Access	1.0			\$500.00	0.0	\$500.00	
Elementary Art Grade K v20 NH Course Access	1.0			\$500.00	0.0	\$500.00	
Product Orientation - Client Hosted Models	1.0			\$0.00	0.0	\$0.00	
Elementary Art Grade 4 v17 NH Course Access	1.0			\$500.00	0.0	\$500.00	
AP US History v16 NH Course Access	1.0			\$500.00	0.0	\$500.00	

AP US Government and Politics v18 NH Course Access	1.0	\$500.00	0.0	\$500.00	
AP Microeconomics v20 NH Course Access	1.0	\$500.00	0.0	\$500.00	
AP Macroeconomics v20 NH Course Access	1.0	\$500.00	0.0	\$500.00	
AP Human Geography v20 NH Course Access	1.0	\$500.00	0.0	\$500.00	
AP Computer Science A v20 NH Course Access	1.0	\$500.00	0.0	\$500.00	
AP Calculus BC v20 NH Course Access	1.0	\$500.00	0.0	\$500.00	
AP Art History v15 NH Course Access	1.0	\$500.00	0.0	\$500.00	
Client Hosted Per Enrollment License	296.0	\$84.95	0.0	\$25,145.20	AP Course Enrollments
Digital Art Imaging I v24 NH Course Access	1.0	\$500.00	0.0	\$500.00	
Client Hosted Early Access - 90 days	1.0	\$19,995.00	100.0	\$0.00	Approved Special Bid
Client Hosted Early Access - 60 days	1.0	\$14,995.00	100.0	\$0.00	Approved Special Bid
				Total: \$700,553.20	

Details

Multiple POs PO 2023-24-58 \$4,000.00 PO 2023-24-69 \$473,225.00 PO 2023-24-68 \$25,145.20 PO 2023-24-49 \$198,183.00

Terms and Conditions

For Terms and Conditions, visit flexpointeducation.com/termsandconditions

Payment Due: March 16, 2024

Thank you for choosing Florida Virtual School!

Please make check payable to **Florida Virtual School** and note the invoice number on the check. Please mail payment with a copy of the invoice to the attention of "Financial Services".

If paying by credit card, please go to the [Credit Card Payment Portal](https://dash.flvsgl.com/make-a-payment/) (https://dash.flvsgl.com/make-a-payment/) to remit payment.

If paying via wire transfer, please add the bank processing fee to the total dollar amount of the invoice.

Copyright © Florida Virtual School, a public school district of the State of Florida. All rights reserved.



Pearson

INVOICE

Customer Bill-to:
 California Connections Academy Central
 Coast
 33272 VALLE RD
 SAN JUAN CAPISTRANO, CA 92675

Attention:
 Accounts Payable

Customer Ship-to:
 California Connections Academy
 Central Coast
 33272 VALLE RD
 SAN JUAN CAPISTRANO, CA 92675

**Connections Education LLC dba
 Pearson Virtual Schools USA**
 509 S Exeter Street, Suite 202
 Baltimore, MD 21202
Tel: 1-800-843-0019
Email: poblsalesops@pearson.com
Tax ID No:
 68-0519943

Invoice Number : 91000015321
Date : 09-FEB-2024
Due Date :
Payment Terms :
Customer Account : 4235156
Project Number : 82079911
Currency : USD
Shipment Terms :
Purchase Order Number : CalCACC-23/24
Number of Pages : Page 1 of 2

<table style="width: 100%; border-collapse: collapse;"> <tr> <td style="width: 15%;">Total Ordered Quantity (No. Of Items)</td> <td style="width: 5%;">:</td> <td style="width: 10%;"></td> <td style="width: 10%; text-align: right;">1</td> </tr> <tr> <td>Net Amount</td> <td>:</td> <td>USD</td> <td style="text-align: right;">\$65,907.92</td> </tr> <tr> <td>Tax Total</td> <td>:</td> <td>USD</td> <td style="text-align: right;">\$1,427.60</td> </tr> <tr> <td>Invoice Total</td> <td>:</td> <td>USD</td> <td style="text-align: right;">\$67,335.52</td> </tr> <tr> <td>Amount Due</td> <td>:</td> <td>USD</td> <td style="text-align: right;">\$67,335.52</td> </tr> </table>	Total Ordered Quantity (No. Of Items)	:		1	Net Amount	:	USD	\$65,907.92	Tax Total	:	USD	\$1,427.60	Invoice Total	:	USD	\$67,335.52	Amount Due	:	USD	\$67,335.52	<table border="1" style="width: 100%; border-collapse: collapse;"> <thead> <tr> <th colspan="2" style="text-align: center; border-bottom: 1px dashed black;">REMITTANCE INFORMATION</th> </tr> </thead> <tbody> <tr> <td style="border-bottom: 1px dashed black;">Make Checks Payable to:</td> <td style="border-bottom: 1px dashed black;">Bank Wire to:</td> </tr> <tr> <td style="border-bottom: 1px dashed black;">Pearson Virtual Schools USA 32369 Collection Center Drive Chicago, IL 60693-0323</td> <td style="border-bottom: 1px dashed black;">Bank Name : Bank of America N A</td> </tr> <tr> <td style="border-bottom: 1px dashed black;"></td> <td style="border-bottom: 1px dashed black;">Bank Address :</td> </tr> <tr> <td style="border-bottom: 1px dashed black;"></td> <td style="border-bottom: 1px dashed black;">ABA ACH No : 071000039</td> </tr> <tr> <td style="border-bottom: 1px dashed black;"></td> <td style="border-bottom: 1px dashed black;">ABA Wire No : 026009593</td> </tr> <tr> <td style="border-bottom: 1px dashed black;"></td> <td style="border-bottom: 1px dashed black;">SWIFT Code : BOFAUS3N</td> </tr> <tr> <td style="border-bottom: 1px dashed black;"></td> <td style="border-bottom: 1px dashed black;">A/C No : 8188290225</td> </tr> <tr> <td style="border-bottom: 1px dashed black;"></td> <td style="border-bottom: 1px dashed black;">Bank Account Name : Connections Education LLC dba Pearson Virtual Schools USA</td> </tr> </tbody> </table>	REMITTANCE INFORMATION		Make Checks Payable to:	Bank Wire to:	Pearson Virtual Schools USA 32369 Collection Center Drive Chicago, IL 60693-0323	Bank Name : Bank of America N A		Bank Address :		ABA ACH No : 071000039		ABA Wire No : 026009593		SWIFT Code : BOFAUS3N		A/C No : 8188290225		Bank Account Name : Connections Education LLC dba Pearson Virtual Schools USA
Total Ordered Quantity (No. Of Items)	:		1																																				
Net Amount	:	USD	\$65,907.92																																				
Tax Total	:	USD	\$1,427.60																																				
Invoice Total	:	USD	\$67,335.52																																				
Amount Due	:	USD	\$67,335.52																																				
REMITTANCE INFORMATION																																							
Make Checks Payable to:	Bank Wire to:																																						
Pearson Virtual Schools USA 32369 Collection Center Drive Chicago, IL 60693-0323	Bank Name : Bank of America N A																																						
	Bank Address :																																						
	ABA ACH No : 071000039																																						
	ABA Wire No : 026009593																																						
	SWIFT Code : BOFAUS3N																																						
	A/C No : 8188290225																																						
	Bank Account Name : Connections Education LLC dba Pearson Virtual Schools USA																																						



Invoice Number: 91000015321							Page 2 of 2
Project Number	Project Agreement Number	Description	Quantity	List Price	Net Price	Tax	Line Total
82079911	CalCACC-23/24	Direct Charges	23		65,907.92	1,427.60	67,335.52

To pay your invoice online: Visit <https://ipay2.bizsys.pearson.com/register> to register.
 Already registered? Access your online account by visiting <https://ipay2.bizsys.pearson.com>

Invoice Total	Subtotal	Total Tax	Invoice Total
	USD	USD	USD
	\$65,907.92	\$1,427.60	\$67,335.52



Pearson

Charges for the Following Period:	January 2024
--	---------------------

Enrollment/Unit Based Charges	
Accounting and Regulatory Reporting	704.17
Connexus™ Annual License (EMS)	8,450.00
Curriculum Postage	734.25
Direct Course Instruction Support	346.50
Educational Resource Center	1,774.50
Enrollment and Records Management	890.00
Facility Support Services	25.00
Hardware/Software - Employees	1,000.00
Human Resources Support	2,083.33
Internet Subsidy Payment Processing	383.31
Monthly Fee per Student on an IEP	2,850.00
School Curriculum Supplies	791.67
Student Technology Assistance	9,822.92
Tangible and Intangible Instructional Materials	23,335.89
Technical Support and Repairs	2,112.50
	55,304.04
Revenue Based Charges	
Marketing Services	1,247.52
School Administration	7,485.09
Treasury Services	1,871.27
	10,603.88

<i>Total Amount Due</i>	65,907.92
--------------------------------	------------------



Pearson

INVOICE

Customer Bill-to:
 California Connections Academy Central Valley
 33272 Valle Road
 SAN JUAN CAPISTRANO, CA 92675-4842

Attention:
 Accounts Payable

Customer Ship-to:
 California Connections Academy Central Valley
 33272 Valle Road
 SAN JUAN CAPISTRANO, CA 92675-4842

Connections Education LLC dba Pearson Virtual Schools USA
 509 S Exeter Street, Suite 202
 Baltimore, MD 21202
 Tel: 1-800-843-0019
 Email: poblsalesops@pearson.com
 Tax ID No:
 68-0519943

Invoice Number : 91000015322
Date : 09-FEB-2024
Due Date :
Payment Terms :
Customer Account : 3922001
Project Number : 82079977
Currency : USD
Shipment Terms :
Purchase Order Number : CalCACV-23/24
Number of Pages : Page 1 of 2

<p>Total Ordered Quantity (No. Of Items) : 1</p> <p>Net Amount : USD \$381,423.03</p> <p>Tax Total : USD \$7,370.65</p> <p>Invoice Total : USD \$388,793.68</p> <p>Amount Due : USD \$388,793.68</p>	<p style="text-align: center;">REMITTANCE INFORMATION</p> <table border="1" style="width: 100%; border-collapse: collapse;"> <tr> <td style="width: 60%;">Make Checks Payable to:</td> <td style="width: 40%;">Bank Wire to:</td> </tr> <tr> <td>Pearson Virtual Schools USA</td> <td>Bank Name : Bank of America N A</td> </tr> <tr> <td>32369 Collection Center Drive</td> <td>Bank Address :</td> </tr> <tr> <td>Chicago, IL 60693-0323</td> <td>ABA ACH No : 071000039</td> </tr> <tr> <td></td> <td>ABA Wire No : 026009593</td> </tr> <tr> <td></td> <td>SWIFT Code : BOFAUS3N</td> </tr> <tr> <td></td> <td>A/C No : 8188290225</td> </tr> <tr> <td></td> <td>Bank Account Name : Connections Education LLC dba Pearson Virtual Schools USA</td> </tr> </table>	Make Checks Payable to:	Bank Wire to:	Pearson Virtual Schools USA	Bank Name : Bank of America N A	32369 Collection Center Drive	Bank Address :	Chicago, IL 60693-0323	ABA ACH No : 071000039		ABA Wire No : 026009593		SWIFT Code : BOFAUS3N		A/C No : 8188290225		Bank Account Name : Connections Education LLC dba Pearson Virtual Schools USA
Make Checks Payable to:	Bank Wire to:																
Pearson Virtual Schools USA	Bank Name : Bank of America N A																
32369 Collection Center Drive	Bank Address :																
Chicago, IL 60693-0323	ABA ACH No : 071000039																
	ABA Wire No : 026009593																
	SWIFT Code : BOFAUS3N																
	A/C No : 8188290225																
	Bank Account Name : Connections Education LLC dba Pearson Virtual Schools USA																



Invoice Number: 91000015322							Page 2 of 2
Project Number	Project Agreement Number	Description	Quantity	List Price	Net Price	Tax	Line Total
82079977	CalCACV-23/24	Direct Charges	24		381,423.03	7,370.65	388,793.68

To pay your invoice online: Visit <https://ipay2.bizsys.pearson.com/register> to register.
 Already registered? Access your online account by visiting <https://ipay2.bizsys.pearson.com>

Invoice Total	Subtotal	Total Tax	Invoice Total
	USD	USD	USD
	\$381,423.03	\$7,370.65	\$388,793.68



Pearson

Charges for the Following Period:

January 2024

Enrollment/Unit Based Charges

Accounting and Regulatory Reporting	3,879.17
Community Outreach	2,083.33
Connexus™ Annual License (EMS)	46,550.00
Curriculum Postage	3,924.25
Direct Course Instruction Support	1,963.50
Educational Resource Center	9,775.50
Enrollment and Records Management	4,756.67
Facility Support Services	200.00
Hardware/Software - Employees	5,750.00
Human Resources Support	11,979.17
Internet Subsidy Payment Processing	2,195.83
Monthly Fee per Student on an IEP	23,700.00
School Curriculum Supplies	4,250.00
Student Technology Assistance	49,641.67
Tangible and Intangible Instructional Materials	121,235.74
Technical Support and Repairs	11,637.50
	303,522.33

Revenue Based Charges

Marketing Services	9,164.79
School Administration	54,988.73
Treasury Services	13,747.18
	77,900.70

Total Amount Due

381,423.03



Pearson

INVOICE

Customer Bill-to:
 California Connections Academy Monterey
 Bay
 33272 Valle Road
 SAN JUAN CAPISTRANO, CA 92675-4842

Attention:
 Accounts Payable

Customer Ship-to:
 California Connections Academy
 Monterey Bay
 33272 Valle Road
 SAN JUAN CAPISTRANO, CA
 92675-4842

**Connections Education LLC dba
 Pearson Virtual Schools USA**
 509 S Exeter Street, Suite 202
 Baltimore, MD 21202
Tel: 1-800-843-0019
Email: poblsalesops@pearson.com
Tax ID No:
 68-0519943

Invoice Number : 91000015324
Date : 09-FEB-2024
Due Date :
Payment Terms :
Customer Account : 3973052
Project Number : 82079973
Currency : USD
Shipment Terms :
Purchase Order Number : CalCAMB-23/24
Number of Pages : Page 1 of 2

<table> <tr> <td>Total Ordered Quantity (No. Of Items)</td> <td>:</td> <td></td> <td>1</td> </tr> <tr> <td>Net Amount</td> <td>:</td> <td>USD</td> <td>\$231,689.28</td> </tr> <tr> <td>Tax Total</td> <td>:</td> <td>USD</td> <td>\$4,167.16</td> </tr> <tr> <td>Invoice Total</td> <td>:</td> <td>USD</td> <td>\$235,856.44</td> </tr> <tr> <td>Amount Due</td> <td>:</td> <td>USD</td> <td>\$235,856.44</td> </tr> </table>	Total Ordered Quantity (No. Of Items)	:		1	Net Amount	:	USD	\$231,689.28	Tax Total	:	USD	\$4,167.16	Invoice Total	:	USD	\$235,856.44	Amount Due	:	USD	\$235,856.44	<table border="1"> <thead> <tr> <th colspan="2" style="text-align: center;">REMITTANCE INFORMATION</th> </tr> </thead> <tbody> <tr> <td style="border: 1px dashed black;">Make Checks Payable to:</td> <td style="border: 1px dashed black;">Bank Wire to:</td> </tr> <tr> <td style="border: 1px dashed black;">Pearson Virtual Schools USA 32369 Collection Center Drive Chicago, IL 60693-0323</td> <td style="border: 1px dashed black;">Bank Name : Bank of America N A</td> </tr> <tr> <td style="border: 1px dashed black;"></td> <td style="border: 1px dashed black;">Bank Address :</td> </tr> <tr> <td style="border: 1px dashed black;"></td> <td style="border: 1px dashed black;">ABA ACH No : 071000039</td> </tr> <tr> <td style="border: 1px dashed black;"></td> <td style="border: 1px dashed black;">ABA Wire No : 026009593</td> </tr> <tr> <td style="border: 1px dashed black;"></td> <td style="border: 1px dashed black;">SWIFT Code : BOFAUS3N</td> </tr> <tr> <td style="border: 1px dashed black;"></td> <td style="border: 1px dashed black;">A/C No : 8188290225</td> </tr> <tr> <td style="border: 1px dashed black;"></td> <td style="border: 1px dashed black;">Bank Account Name : Connections Education LLC dba Pearson Virtual Schools USA</td> </tr> </tbody> </table>	REMITTANCE INFORMATION		Make Checks Payable to:	Bank Wire to:	Pearson Virtual Schools USA 32369 Collection Center Drive Chicago, IL 60693-0323	Bank Name : Bank of America N A		Bank Address :		ABA ACH No : 071000039		ABA Wire No : 026009593		SWIFT Code : BOFAUS3N		A/C No : 8188290225		Bank Account Name : Connections Education LLC dba Pearson Virtual Schools USA
Total Ordered Quantity (No. Of Items)	:		1																																				
Net Amount	:	USD	\$231,689.28																																				
Tax Total	:	USD	\$4,167.16																																				
Invoice Total	:	USD	\$235,856.44																																				
Amount Due	:	USD	\$235,856.44																																				
REMITTANCE INFORMATION																																							
Make Checks Payable to:	Bank Wire to:																																						
Pearson Virtual Schools USA 32369 Collection Center Drive Chicago, IL 60693-0323	Bank Name : Bank of America N A																																						
	Bank Address :																																						
	ABA ACH No : 071000039																																						
	ABA Wire No : 026009593																																						
	SWIFT Code : BOFAUS3N																																						
	A/C No : 8188290225																																						
	Bank Account Name : Connections Education LLC dba Pearson Virtual Schools USA																																						



Invoice Number: 91000015324							Page 2 of 2
Project Number	Project Agreement Number	Description	Quantity	List Price	Net Price	Tax	Line Total
82079973	CalCAMB-23/24	Direct Charges	23		231,689.28	4,167.16	235,856.44

To pay your invoice online: Visit <https://ipay2.bizsys.pearson.com/register> to register.
 Already registered? Access your online account by visiting <https://ipay2.bizsys.pearson.com>

Invoice Total	Subtotal	Total Tax	Invoice Total
	USD	USD	USD
	\$231,689.28	\$4,167.16	\$235,856.44



Pearson

Charges for the Following Period:

January 2024

Enrollment/Unit Based Charges

Accounting and Regulatory Reporting	2,554.17
Connexus™ Annual License (EMS)	30,650.00
Curriculum Postage	2,257.75
Direct Course Instruction Support	2,194.50
Educational Resource Center	6,436.50
Enrollment and Records Management	2,736.67
Facility Support Services	150.00
Hardware/Software - Employees	3,500.00
Human Resources Support	7,291.67
Internet Subsidy Payment Processing	1,050.00
Monthly Fee per Student on an IEP	13,800.00
School Curriculum Supplies	2,166.67
Student Technology Assistance	27,456.25
Tangible and Intangible Instructional Materials	70,674.93
Technical Support and Repairs	7,662.50
	180,581.61

Revenue Based Charges

Marketing Services	6,012.66
School Administration	36,076.01
Treasury Services	9,019.00
	51,107.67

Total Amount Due

231,689.28



Pearson

INVOICE

Customer Bill-to:
 California Connections Academy North Bay
 33272 Valle Road
 SAN JUAN CAPISTRANO, CA 92675-4842

Attention:
 Accounts Payable

Customer Ship-to:
 California Connections Academy North Bay
 33272 Valle Road
 SAN JUAN CAPISTRANO, CA 92675-4842

Connections Education LLC dba Pearson Virtual Schools USA
 509 S Exeter Street, Suite 202
 Baltimore, MD 21202
 Tel: 1-800-843-0019
 Email: poblsalesops@pearson.com
 Tax ID No:
 68-0519943

Invoice Number : 91000015325
Date : 09-FEB-2024
Due Date :
Payment Terms :
Customer Account : 3903212
Project Number : 82079974
Currency : USD
Shipment Terms :
Purchase Order Number : CalCANB-23/24
Number of Pages : Page 1 of 2

<p>Total Ordered Quantity (No. Of Items) : 1</p> <p>Net Amount : USD \$88,925.81</p> <p>Tax Total : USD \$1,801.75</p> <p>Invoice Total : USD \$90,727.56</p> <p>Amount Due : USD \$90,727.56</p>	<p style="text-align: center;">REMITTANCE INFORMATION</p> <table border="1" style="width: 100%; border-collapse: collapse;"> <tr> <td style="width: 60%;">Make Checks Payable to:</td> <td style="width: 40%;">Bank Wire to:</td> </tr> <tr> <td>Pearson Virtual Schools USA</td> <td>Bank Name : Bank of America N A</td> </tr> <tr> <td>32369 Collection Center Drive</td> <td>Bank Address :</td> </tr> <tr> <td>Chicago, IL 60693-0323</td> <td>ABA ACH No : 071000039</td> </tr> <tr> <td></td> <td>ABA Wire No : 026009593</td> </tr> <tr> <td></td> <td>SWIFT Code : BOFAUS3N</td> </tr> <tr> <td></td> <td>A/C No : 8188290225</td> </tr> <tr> <td></td> <td>Bank Account Name : Connections Education LLC dba Pearson Virtual Schools USA</td> </tr> </table>	Make Checks Payable to:	Bank Wire to:	Pearson Virtual Schools USA	Bank Name : Bank of America N A	32369 Collection Center Drive	Bank Address :	Chicago, IL 60693-0323	ABA ACH No : 071000039		ABA Wire No : 026009593		SWIFT Code : BOFAUS3N		A/C No : 8188290225		Bank Account Name : Connections Education LLC dba Pearson Virtual Schools USA
Make Checks Payable to:	Bank Wire to:																
Pearson Virtual Schools USA	Bank Name : Bank of America N A																
32369 Collection Center Drive	Bank Address :																
Chicago, IL 60693-0323	ABA ACH No : 071000039																
	ABA Wire No : 026009593																
	SWIFT Code : BOFAUS3N																
	A/C No : 8188290225																
	Bank Account Name : Connections Education LLC dba Pearson Virtual Schools USA																



Invoice Number: 91000015325							Page 2 of 2
Project Number	Project Agreement Number	Description	Quantity	List Price	Net Price	Tax	Line Total
82079974	CalCANB-23/24	Direct Charges	23		88,925.81	1,801.75	90,727.56

To pay your invoice online: Visit <https://ipay2.bizsys.pearson.com/register> to register.
 Already registered? Access your online account by visiting <https://ipay2.bizsys.pearson.com>

Invoice Total	Subtotal	Total Tax	Invoice Total
	USD	USD	USD
	\$88,925.81	\$1,801.75	\$90,727.56



Pearson

Charges for the Following Period:

January 2024

Enrollment/Unit Based Charges

Accounting and Regulatory Reporting	1,020.83
Connexus™ Annual License (EMS)	12,250.00
Curriculum Postage	1,025.75
Direct Course Instruction Support	346.50
Educational Resource Center	2,572.50
Enrollment and Records Management	1,243.33
Facility Support Services	75.00
Hardware/Software - Employees	750.00
Human Resources Support	1,562.50
Internet Subsidy Payment Processing	700.18
Monthly Fee per Student on an IEP	4,350.00
School Curriculum Supplies	583.33
Student Technology Assistance	12,458.33
Tangible and Intangible Instructional Materials	32,394.95
Technical Support and Repairs	3,062.50
	74,395.70

Revenue Based Charges

Marketing Services	1,709.42
School Administration	10,256.55
Treasury Services	2,564.14
	14,530.11

Total Amount Due

88,925.81



Pearson

INVOICE

Customer Bill-to:
 California Connections Academy Northern
 California
 33272 Valle Road
 SAN JUAN CAPISTRANO, CA 92675-
 4842

Attention:
 Accounts Payable

Customer Ship-to:
 California Connections Academy
 Northern California
 33272 Valle Road
 SAN JUAN CAPISTRANO, CA
 92675-4842

**Connections Education LLC dba
 Pearson Virtual Schools USA**
 509 S Exeter Street, Suite 202
 Baltimore, MD 21202
Tel: 1-800-843-0019
Email: poblsalesops@pearson.com
Tax ID No:
 68-0519943

Invoice Number : 91000015326
Date : 09-FEB-2024
Due Date :
Payment Terms :
Customer Account : 3922560
Project Number : 82079975
Currency : USD
Shipment Terms :
Purchase Order Number : CalCANC-23/24
Number of Pages : Page 1 of 2

<table style="width: 100%; border-collapse: collapse;"> <tr> <td style="width: 15%;">Total Ordered Quantity (No. Of Items)</td> <td style="width: 5%;">:</td> <td style="width: 10%;"></td> <td style="width: 10%; text-align: right;">1</td> </tr> <tr> <td>Net Amount</td> <td>:</td> <td>USD</td> <td style="text-align: right;">\$746,318.98</td> </tr> <tr> <td>Tax Total</td> <td>:</td> <td>USD</td> <td style="text-align: right;">\$12,631.13</td> </tr> <tr> <td>Invoice Total</td> <td>:</td> <td>USD</td> <td style="text-align: right;">\$758,950.11</td> </tr> <tr> <td>Amount Due</td> <td>:</td> <td>USD</td> <td style="text-align: right;">\$758,950.11</td> </tr> </table>	Total Ordered Quantity (No. Of Items)	:		1	Net Amount	:	USD	\$746,318.98	Tax Total	:	USD	\$12,631.13	Invoice Total	:	USD	\$758,950.11	Amount Due	:	USD	\$758,950.11	<p style="text-align: center;">REMITTANCE INFORMATION</p> <table style="width: 100%; border-collapse: collapse;"> <tr> <td style="width: 60%; border: 1px dashed black;">Make Checks Payable to:</td> <td style="width: 40%; border: 1px dashed black;">Bank Wire to:</td> </tr> <tr> <td style="border: 1px dashed black;">Pearson Virtual Schools USA 32369 Collection Center Drive Chicago, IL 60693-0323</td> <td style="border: 1px dashed black;">Bank Name : Bank of America N A</td> </tr> <tr> <td style="border: 1px dashed black;"></td> <td style="border: 1px dashed black;">Bank Address :</td> </tr> <tr> <td style="border: 1px dashed black;"></td> <td style="border: 1px dashed black;">ABA ACH No : 071000039</td> </tr> <tr> <td style="border: 1px dashed black;"></td> <td style="border: 1px dashed black;">ABA Wire No : 026009593</td> </tr> <tr> <td style="border: 1px dashed black;"></td> <td style="border: 1px dashed black;">SWIFT Code : BOFAUS3N</td> </tr> <tr> <td style="border: 1px dashed black;"></td> <td style="border: 1px dashed black;">A/C No : 8188290225</td> </tr> <tr> <td style="border: 1px dashed black;"></td> <td style="border: 1px dashed black;">Bank Account Name : Connections Education LLC dba Pearson Virtual Schools USA</td> </tr> </table>	Make Checks Payable to:	Bank Wire to:	Pearson Virtual Schools USA 32369 Collection Center Drive Chicago, IL 60693-0323	Bank Name : Bank of America N A		Bank Address :		ABA ACH No : 071000039		ABA Wire No : 026009593		SWIFT Code : BOFAUS3N		A/C No : 8188290225		Bank Account Name : Connections Education LLC dba Pearson Virtual Schools USA
Total Ordered Quantity (No. Of Items)	:		1																																		
Net Amount	:	USD	\$746,318.98																																		
Tax Total	:	USD	\$12,631.13																																		
Invoice Total	:	USD	\$758,950.11																																		
Amount Due	:	USD	\$758,950.11																																		
Make Checks Payable to:	Bank Wire to:																																				
Pearson Virtual Schools USA 32369 Collection Center Drive Chicago, IL 60693-0323	Bank Name : Bank of America N A																																				
	Bank Address :																																				
	ABA ACH No : 071000039																																				
	ABA Wire No : 026009593																																				
	SWIFT Code : BOFAUS3N																																				
	A/C No : 8188290225																																				
	Bank Account Name : Connections Education LLC dba Pearson Virtual Schools USA																																				



Invoice Number: 91000015326							Page 2 of 2
Project Number	Project Agreement Number	Description	Quantity	List Price	Net Price	Tax	Line Total
82079975	CalCANC-23/24	Direct Charges	24		746,318.98	12,631.13	758,950.11

To pay your invoice online: Visit <https://ipay2.bizsys.pearson.com/register> to register.
 Already registered? Access your online account by visiting <https://ipay2.bizsys.pearson.com>

Invoice Total	Subtotal	Total Tax	Invoice Total
	USD	USD	USD
	\$746,318.98	\$12,631.13	\$758,950.11



Pearson

Charges for the Following Period:	January 2024
--	---------------------

Enrollment/Unit Based Charges	
Accounting and Regulatory Reporting	8,604.17
Community Outreach	4,166.67
Connexus™ Annual License (EMS)	103,250.00
Curriculum Postage	7,590.00
Direct Course Instruction Support	3,465.00
Educational Resource Center	21,682.50
Enrollment and Records Management	9,200.00
Facility Support Services	525.00
Hardware/Software - Employees	4,300.00
Human Resources Support	8,958.33
Internet Subsidy Payment Processing	4,264.81
Monthly Fee per Student on an IEP	43,200.00
School Curriculum Supplies	3,208.33
Student Technology Assistance	86,681.25
Tangible and Intangible Instructional Materials	235,214.66
Technical Support and Repairs	25,812.50
	570,123.22
Revenue Based Charges	
Marketing Services	20,728.92
School Administration	124,373.47
Treasury Services	31,093.37
	176,195.76
Miscellaneous	-
	-
Total Amount Due	746,318.98



Pearson

INVOICE

Customer Bill-to:
 California Connections Academy Southern
 California
 33272 Valle Road
 SAN JUAN CAPISTRANO, CA 92675-4842

Attention:
 Accounts Payable

Customer Ship-to:
 California Connections Academy
 Southern California
 33272 Valle Road
 SAN JUAN CAPISTRANO, CA
 92675-4842

**Connections Education LLC dba
 Pearson Virtual Schools USA**
 509 S Exeter Street, Suite 202
 Baltimore, MD 21202
Tel: 1-800-843-0019
Email: poblsalesops@pearson.com
Tax ID No:
 68-0519943

Invoice Number : 91000015327
Date : 09-FEB-2024
Due Date :
Payment Terms :
Customer Account : 3921999
Project Number : 82079976
Currency : USD
Shipment Terms :
Purchase Order Number : CalCASC-23/24
Number of Pages : Page 1 of 2

<table style="width: 100%; border-collapse: collapse;"> <tr> <td style="width: 15%;">Total Ordered Quantity (No. Of Items)</td> <td style="width: 5%;">:</td> <td style="width: 10%;"></td> <td style="width: 10%; text-align: right;">2</td> </tr> <tr> <td>Net Amount</td> <td>:</td> <td>USD</td> <td style="text-align: right;">\$2,793,324.68</td> </tr> <tr> <td>Tax Total</td> <td>:</td> <td>USD</td> <td style="text-align: right;">\$32,467.82</td> </tr> <tr> <td>Invoice Total</td> <td>:</td> <td>USD</td> <td style="text-align: right;">\$2,825,792.50</td> </tr> <tr> <td>Amount Due</td> <td>:</td> <td>USD</td> <td style="text-align: right;">\$2,825,792.50</td> </tr> </table>	Total Ordered Quantity (No. Of Items)	:		2	Net Amount	:	USD	\$2,793,324.68	Tax Total	:	USD	\$32,467.82	Invoice Total	:	USD	\$2,825,792.50	Amount Due	:	USD	\$2,825,792.50	<p style="text-align: center;">REMITTANCE INFORMATION</p> <table style="width: 100%; border-collapse: collapse;"> <tr> <td style="width: 60%; border: 1px dashed black;">Make Checks Payable to:</td> <td style="width: 40%; border: 1px dashed black;">Bank Wire to:</td> </tr> <tr> <td style="border: 1px dashed black;">Pearson Virtual Schools USA 32369 Collection Center Drive Chicago, IL 60693-0323</td> <td style="border: 1px dashed black;">Bank Name : Bank of America N A</td> </tr> <tr> <td style="border: 1px dashed black;"></td> <td style="border: 1px dashed black;">Bank Address :</td> </tr> <tr> <td style="border: 1px dashed black;"></td> <td style="border: 1px dashed black;">ABA ACH No : 071000039</td> </tr> <tr> <td style="border: 1px dashed black;"></td> <td style="border: 1px dashed black;">ABA Wire No : 026009593</td> </tr> <tr> <td style="border: 1px dashed black;"></td> <td style="border: 1px dashed black;">SWIFT Code : BOFAUS3N</td> </tr> <tr> <td style="border: 1px dashed black;"></td> <td style="border: 1px dashed black;">A/C No : 8188290225</td> </tr> <tr> <td style="border: 1px dashed black;"></td> <td style="border: 1px dashed black;">Bank Account Name : Connections Education LLC dba Pearson Virtual Schools USA</td> </tr> </table>	Make Checks Payable to:	Bank Wire to:	Pearson Virtual Schools USA 32369 Collection Center Drive Chicago, IL 60693-0323	Bank Name : Bank of America N A		Bank Address :		ABA ACH No : 071000039		ABA Wire No : 026009593		SWIFT Code : BOFAUS3N		A/C No : 8188290225		Bank Account Name : Connections Education LLC dba Pearson Virtual Schools USA
Total Ordered Quantity (No. Of Items)	:		2																																		
Net Amount	:	USD	\$2,793,324.68																																		
Tax Total	:	USD	\$32,467.82																																		
Invoice Total	:	USD	\$2,825,792.50																																		
Amount Due	:	USD	\$2,825,792.50																																		
Make Checks Payable to:	Bank Wire to:																																				
Pearson Virtual Schools USA 32369 Collection Center Drive Chicago, IL 60693-0323	Bank Name : Bank of America N A																																				
	Bank Address :																																				
	ABA ACH No : 071000039																																				
	ABA Wire No : 026009593																																				
	SWIFT Code : BOFAUS3N																																				
	A/C No : 8188290225																																				
	Bank Account Name : Connections Education LLC dba Pearson Virtual Schools USA																																				



Invoice Number: 91000015327							Page 2 of 2
Project Number	Project Agreement Number	Description	Quantity	List Price	Net Price	Tax	Line Total
82079976	CalCASC-23/24	Direct Charges	25		2,317,802.71	32,467.82	2,350,270.53
82079976	CalCASC-23/24	Pass Through	15		475,521.97	0.00	475,521.97

To pay your invoice online: Visit <https://ipay2.bizsys.pearson.com/register> to register.
 Already registered? Access your online account by visiting <https://ipay2.bizsys.pearson.com>

Invoice Total	Subtotal	Total Tax	Invoice Total
	USD	USD	USD
	\$2,793,324.68	\$32,467.82	\$2,825,792.50



Pearson

Charges for the Following Period:

January 2024

Compensation Expenses

Benefits - Administration	166,065.08
Benefits - Instructional	667,151.98
Credit for Nonbillable Earnings Paid by the School	(42,125.46)
Withholdings	302,602.87

1,093,694.47

Enrollment/Unit Based Charges

Accounting and Regulatory Reporting	23,291.67
Community Outreach	45,833.33
Connexus™ Annual License (EMS)	279,500.00
Curriculum Postage	19,976.00
Direct Course Instruction Support	13,167.00
Educational Resource Center	58,695.00
Enrollment and Records Management	24,213.33
Facility Support Services	1,525.00
Hardware/Software - Employees	11,350.00
Human Resources Support	23,645.83
Internet Subsidy Payment Processing	10,958.78
Monthly Fee per Student on an IEP	123,300.00
School Curriculum Supplies	7,875.00
Short Term Substitute Teaching Services	17,500.00
Student Technology Assistance	229,760.42
Tangible and Intangible Instructional Materials	619,170.99
Technical Support and Repairs	69,875.00

1,579,637.35

Revenue Based Charges

Marketing Services	57,386.07
School Administration	344,316.45
Treasury Services	86,079.11

487,781.63

Deficit Protection Credit

(583,333.33)

Pass Through Expenses

PR Firm Transition	500.00
E-Rate Credit	(1,162.68)
Miscellaneous	216,207.24

215,544.56

Total Amount Due

2,793,324.68

Stanford Sierra Youth & Families
8912 Volunteer Lane, Sacramento, CA 95826

School	Direct Hours	Indirect Hours	Total Hours	Hourly Rate	Total Paid
Central Coast	1	5.31	6.31	\$110.00	\$694.54
Central Valley	5.55	42.51	48.06	\$110.00	\$5,286.85
Monterey Bay	6.82	42.51	49.33	\$110.00	\$5,426.18
North Bay	0	10.63	10.63	\$110.00	\$1,169.09
Northern California	4.93	47.83	52.76	\$110.00	\$5,803.56
SoCal	18.83	255.07	273.91	\$110.00	\$30,129.77
	37.13	403.86	441		\$48,510.00

Stanford Sierra Youth & Families
8912 Volunteer Lane, Sacramento, CA 95826

School	Client	Staff	Date	Service Code	Service Time
Central Coast		Martinez, Stacie	12/1/2023	515-Counseling and Guidance	20
Central Coast		Martinez, Stacie	12/7/2023	515-Counseling and Guidance	20
Central Coast		Martinez, Stacie	12/14/2023	515-Counseling and Guidance	20
Central Valley		Martinez, Stacie	12/7/2023	Client No Show-510 Individual Counseling	45
Central Valley		Martinez, Stacie	12/1/2023	IEP Support	15
Central Valley		Martinez, Stacie	12/4/2023	IEP Support	60
Central Valley		Martinez, Stacie	12/6/2023	510-Individual Counseling	30
Central Valley		Martinez, Stacie	12/11/2023	Parent No Show	30
Central Valley		Martinez, Stacie	12/13/2023	510-Individual Counseling	30
Central Valley		Christensen, Cheralyn		No Services	0
Central Valley		Randhawa, Rajdeep	12/4/2023	510-Individual Counseling	13
Central Valley		Randhawa, Rajdeep	12/5/2023	IEP Support	60
Central Valley		Randhawa, Rajdeep	12/6/2023	510-Individual Counseling	30
Central Valley		Randhawa, Rajdeep	12/8/2023	510-Individual Counseling	30
Central Valley		Randhawa, Rajdeep	12/13/2023	510-Individual Counseling	30
Central Valley		Randhawa, Rajdeep	12/15/2023	510-Individual Counseling	30
Central Valley		Randhawa, Rajdeep	12/20/2023	Client Cancellation	30
Central Valley		Randhawa, Rajdeep	12/22/2023	Client Cancellation	30
Central Valley		Randhawa, Rajdeep	12/27/2023	Client Cancellation	30
Central Valley		Randhawa, Rajdeep	12/29/2023	Client Cancellation	30
Central Valley		Christensen, Cheralyn	12/11/2023	IEP Support	60
Central Valley		Christensen, Cheralyn	12/13/2023	Client No Show-515 Counseling and Guidance	30
Central Valley		Randhawa, Rajdeep	12/1/2023	515-Counseling and Guidance	30
Central Valley		Randhawa, Rajdeep	12/8/2023	515-Counseling and Guidance	30
Central Valley		Randhawa, Rajdeep	12/15/2023	515-Counseling and Guidance	30
Central Valley		Randhawa, Rajdeep	12/22/2023	Client Cancellation	30
Central Valley		Randhawa, Rajdeep	12/29/2023	Client Cancellation	30
Central Valley		Martinez, Stacie	12/4/2023	Client No Show-515 Counseling and Guidance	20
Central Valley		Randhawa, Rajdeep	12/7/2023	510-Individual Counseling	25
Central Valley		Randhawa, Rajdeep	12/14/2023	510-Individual Counseling	25
Monterey Bay		Martinez, Stacie	12/15/2023	Client No Show-515 Counseling and Guidance	30
Monterey Bay		Randhawa, Rajdeep	12/1/2023	Client No Show-510 Individual Counseling	30
Monterey Bay		Randhawa, Rajdeep	12/8/2023	510-Individual Counseling	30
Monterey Bay		Randhawa, Rajdeep	12/15/2023	Client Cancellation	30
Monterey Bay		Randhawa, Rajdeep	12/22/2023	Client Cancellation	30
Monterey Bay		Randhawa, Rajdeep	12/29/2023	Client Cancellation	30
Monterey Bay		Randhawa, Rajdeep	12/4/2023	510-Individual Counseling	25
Monterey Bay		Randhawa, Rajdeep	12/15/2023	Client No Show-510 Individual Counseling	60
Monterey Bay		Randhawa, Rajdeep	12/18/2023	Client Cancellation	30
Monterey Bay		Randhawa, Rajdeep	12/1/2023	510-Individual Counseling	30
Monterey Bay		Randhawa, Rajdeep	12/8/2023	510-Individual Counseling	23
Monterey Bay		Randhawa, Rajdeep	12/11/2023	Indirect GE (no code attached)	14
Monterey Bay		Randhawa, Rajdeep	12/15/2023	510-Individual Counseling	30

**Stanford Sierra Youth & Families
8912 Volunteer Lane, Sacramento, CA 95826**

School	Client	Staff	Date	Service Code	Service Time
Monterey Bay		Randhawa, Rajdeep	12/18/2023	510-Individual Counseling	30
Monterey Bay		Randhawa, Rajdeep	12/29/2023	510-Individual Counseling	30
Monterey Bay		Martinez, Stacie	12/7/2023	510-Individual Counseling	15
Monterey Bay		Martinez, Stacie	12/14/2023	510-Individual Counseling	20
Monterey Bay		Randhawa, Rajdeep	12/1/2023	510-Individual Counseling	30
Monterey Bay		Randhawa, Rajdeep	12/5/2023	510-Individual Counseling	30
Monterey Bay		Randhawa, Rajdeep	12/5/2023	Indirect GE (no code attached)	10
Monterey Bay		Randhawa, Rajdeep	12/7/2023	510-Individual Counseling	30
Monterey Bay		Randhawa, Rajdeep	12/8/2023	Indirect GE (no code attached)	2
Monterey Bay		Randhawa, Rajdeep	12/12/2023	Client Cancellation	30
Monterey Bay		Randhawa, Rajdeep	12/13/2023	510-Individual Counseling	11
Monterey Bay		Randhawa, Rajdeep	12/19/2023	Client Cancellation	30
Monterey Bay		Randhawa, Rajdeep	12/22/2023	Indirect GE (no code attached)	2
Monterey Bay		Randhawa, Rajdeep	12/26/2023	Client Cancellation	30
Monterey Bay		Christensen, Cheralyn	12/6/2023	Client No Show-510 Individual Counseling	30
Monterey Bay		Christensen, Cheralyn	12/12/2023	510-Individual Counseling	45
Monterey Bay		Randhawa, Rajdeep	12/5/2023	510-Individual Counseling	30
Monterey Bay		Randhawa, Rajdeep	12/12/2023	Client Cancellation	30
Monterey Bay		Randhawa, Rajdeep	12/22/2023	Client Cancellation	30
Monterey Bay		Randhawa, Rajdeep	12/26/2023	Client Cancellation	30
North Bay		Christensen, Cheralyn		No Services	0
North Bay		Randhawa, Rajdeep	12/7/2023	IEP Support	60
Northern California		Randhawa, Rajdeep	12/4/2023	510-Individual Counseling	30
Northern California		Randhawa, Rajdeep	12/15/2023	510-Individual Counseling	5
Northern California		Randhawa, Rajdeep	12/18/2023	Client Cancellation	30
Northern California		Randhawa, Rajdeep	12/25/2023	Client Cancellation	30
Northern California		Christensen, Cheralyn		No Services	0
Northern California		Martinez, Stacie	12/5/2023	510-Individual Counseling	30
Northern California		Christensen, Cheralyn	12/6/2023	Client No Show-510 Individual Counseling	30
Northern California		Christensen, Cheralyn	12/13/2023	Client No Show-510 Individual Counseling	30
Northern California		Martinez, Stacie	12/6/2023	510-Individual Counseling	45
Northern California		Martinez, Stacie	12/13/2023	510-Individual Counseling	45
Northern California		Martinez, Stacie	12/13/2023	515-Counseling and Guidance	30
Northern California		Randhawa, Rajdeep	12/5/2023	510-Individual Counseling	17
Northern California		Randhawa, Rajdeep	12/19/2023	Client Cancellation	30
Northern California		Randhawa, Rajdeep	12/1/2023	510-Individual Counseling	21
Northern California		Randhawa, Rajdeep	12/15/2023	510-Individual Counseling	23
Northern California		Randhawa, Rajdeep	12/28/2023	Client Cancellation	30
Northern California		Martinez, Stacie	12/1/2023	IEP Support	45
Northern California		Martinez, Stacie	12/1/2023	Indirect GE (no code attached)	20
Northern California		Martinez, Stacie	12/5/2023	510-Individual Counseling	50
Northern California		Martinez, Stacie	12/14/2023	Client No Show-510 Individual Counseling	30
SoCal		Randhawa, Rajdeep	12/1/2023	520-Parent Counseling	13

Stanford Sierra Youth & Families
8912 Volunteer Lane, Sacramento, CA 95826

School	Client	Staff	Date	Service Code	Service Time
SoCal		Randhawa, Rajdeep	12/8/2023	510-Individual Counseling	30
SoCal		Randhawa, Rajdeep	12/14/2023	520-Parent Counseling	15
SoCal		Randhawa, Rajdeep	12/14/2023	Client No Show-510 Individual Counseling	30
SoCal		Martinez, Stacie	12/5/2023	Client Cancellation	30
SoCal		Martinez, Stacie	12/11/2023	Client No Show-510 Individual Counseling	30
SoCal		Randhawa, Rajdeep	12/12/2023	510-Individual Counseling	30
SoCal		Christensen, Cheralyn	12/5/2023	510-Individual Counseling	30
SoCal		DeCoursey, Sara	12/8/2023	IEP Support	60
SoCal		Randhawa, Rajdeep	12/5/2023	Indirect GE (no code attached)	2
SoCal		Martinez, Stacie	12/5/2023	510-Individual Counseling	30
SoCal		Martinez, Stacie	12/12/2023	510-Individual Counseling	30
SoCal		Randhawa, Rajdeep	12/5/2023	515-Counseling and Guidance	30
SoCal		Randhawa, Rajdeep	12/5/2023	IEP Support	37
SoCal		Randhawa, Rajdeep	12/19/2023	515-Counseling and Guidance	30
SoCal		Martinez, Stacie	12/12/2023	510-Individual Counseling	30
SoCal		Christensen, Cheralyn	12/5/2023	Client No Show-510 Individual Counseling	30
SoCal		Christensen, Cheralyn		No Services	0
SoCal		Martinez, Stacie	12/4/2023	510-Individual Counseling	30
SoCal		Martinez, Stacie	12/11/2023	Client No Show-510 Individual Counseling	30
SoCal		Randhawa, Rajdeep	12/8/2023	Client No Show-510 Individual Counseling	8
SoCal		Randhawa, Rajdeep	12/22/2023	Client Cancellation	15
SoCal		Martinez, Stacie	12/5/2023	Client No Show-515 Counseling and Guidance	30
SoCal		Martinez, Stacie	12/12/2023	Client No Show-515 Counseling and Guidance	30
SoCal		Randhawa, Rajdeep	12/12/2023	510-Individual Counseling	20
SoCal		Christensen, Cheralyn	12/6/2023	520-Parent Counseling	30
SoCal		Christensen, Cheralyn	12/6/2023	Client No Show-510 Individual Counseling	30
SoCal		Christensen, Cheralyn	12/13/2023	Client No Show-510 Individual Counseling	30
SoCal		Christensen, Cheralyn	12/13/2023	Parent No Show	30
SoCal		Randhawa, Rajdeep	12/7/2023	515-Counseling and Guidance	26
SoCal		Randhawa, Rajdeep	12/8/2023	IEP Support	55
SoCal		Randhawa, Rajdeep	12/14/2023	Client No Show-515 Counseling and Guidance	30
SoCal		Randhawa, Rajdeep	12/22/2023	Client Cancellation	30
SoCal		Randhawa, Rajdeep	12/28/2023	Client Cancellation	30
SoCal		Christensen, Cheralyn	12/5/2023	515-Counseling and Guidance	30
SoCal		Christensen, Cheralyn	12/12/2023	Client No Show-515 Counseling and Guidance	30
SoCal		Randhawa, Rajdeep	12/5/2023	510-Individual Counseling	60
SoCal		Randhawa, Rajdeep	12/6/2023	510-Individual Counseling	30
SoCal		Randhawa, Rajdeep	12/6/2023	Indirect GE (no code attached)	12
SoCal		Randhawa, Rajdeep	12/13/2023	510-Individual Counseling	30
SoCal		Martinez, Stacie	12/7/2023	Indirect GE (no code attached)	5
SoCal		Martinez, Stacie	12/12/2023	Indirect GE (no code attached)	10

Stanford Sierra Youth & Families
8912 Volunteer Lane, Sacramento, CA 95826

School	Client	Staff	Date	Service Code	Service Time
SoCal		Martinez, Stacie	12/13/2023	Indirect GE (no code attached)	20
SoCal		Martinez, Stacie	12/14/2023	IEP Support	5
SoCal		Martinez, Stacie	12/15/2023	Indirect GE (no code attached)	5
SoCal		Martinez, Stacie	12/15/2023	510-Individual Counseling	30
SoCal		Martinez, Stacie	12/15/2023	Client No Show-510 Individual Counseling	45
SoCal		Christensen, Cheralyn	12/5/2023	510-Individual Counseling	30
SoCal		Christensen, Cheralyn	12/12/2023	510-Individual Counseling	30
SoCal		Martinez, Stacie	12/7/2023	Indirect GE (no code attached)	40
SoCal		Martinez, Stacie	12/8/2023	510-Individual Counseling	45
SoCal		Martinez, Stacie	12/12/2023	Client No Show-510 Individual Counseling	30
SoCal		Christensen, Cheralyn	12/4/2023	Client No Show-510 Individual Counseling	30
SoCal		Christensen, Cheralyn	12/11/2023	Client No Show-510 Individual Counseling	30
SoCal		Randhawa, Rajdeep	12/4/2023	510-Individual Counseling	15
SoCal		Randhawa, Rajdeep	12/11/2023	515-Counseling and Guidance	15
SoCal		Randhawa, Rajdeep	12/18/2023	Client Cancellation	15
SoCal		Randhawa, Rajdeep	12/25/2023	Client Cancellation	15
SoCal		Martinez, Stacie	12/8/2023	Client No Show-510 Individual Counseling	30
SoCal		Randhawa, Rajdeep	12/4/2023	510-Individual Counseling	30
SoCal		Randhawa, Rajdeep	12/12/2023	510-Individual Counseling	30
SoCal		Christensen, Cheralyn	12/5/2023	Indirect GE (no code attached)	30
SoCal		Christensen, Cheralyn	12/12/2023	510-Individual Counseling	30
SoCal		Christensen, Cheralyn	12/12/2023	Indirect GE (no code attached)	15
SoCal		Martinez, Stacie	12/5/2023	Client No Show-510 Individual Counseling	30
SoCal		Martinez, Stacie	12/12/2023	Client No Show-510 Individual Counseling	30
SoCal		Martinez, Stacie	12/7/2023	510-Individual Counseling	30
SoCal		Martinez, Stacie	12/14/2023	Client Cancellation	30
SoCal		Christensen, Cheralyn	12/11/2023	Indirect GE (no code attached)	10
SoCal		Randhawa, Rajdeep	12/7/2023	515-Counseling and Guidance	30
SoCal		Randhawa, Rajdeep	12/7/2023	Client No Show-510 Individual Counseling	7
SoCal		Randhawa, Rajdeep	12/22/2023	510-Individual Counseling	6
SoCal		Christensen, Cheralyn		No Services	0
SoCal		Martinez, Stacie	12/1/2023	Client No Show-510 Individual Counseling	30
SoCal		Martinez, Stacie	12/4/2023	510-Individual Counseling	30
SoCal		Martinez, Stacie	12/14/2023	Client No Show-510 Individual Counseling	30
SoCal		Randhawa, Rajdeep	12/5/2023	Client No Show-510 Individual Counseling	30
SoCal		Randhawa, Rajdeep	12/19/2023	Client Cancellation	30
SoCal		Randhawa, Rajdeep	12/15/2023	510-Individual Counseling	30
SoCal		Randhawa, Rajdeep	12/22/2023	Client Cancellation	30
SoCal		Martinez, Stacie	12/7/2023	510-Individual Counseling	30
SoCal		Martinez, Stacie	12/14/2023	Client No Show-510 Individual Counseling	30

**Stanford Sierra Youth & Families
8912 Volunteer Lane, Sacramento, CA 95826**

School	Client	Staff	Date	Service Code	Service Time
SoCal		Randhawa, Rajdeep	12/12/2023	510-Individual Counseling	30
SoCal		Randhawa, Rajdeep	12/26/2023	Client Cancellation	30
SoCal		Randhawa, Rajdeep	12/1/2023	510-Individual Counseling	37
SoCal		Randhawa, Rajdeep	12/8/2023	510-Individual Counseling	18
SoCal		Randhawa, Rajdeep	12/15/2023	510-Individual Counseling	20
SoCal		Christensen, Cheralyn		No Services	0
SoCal		Martinez, Stacie	12/13/2023	Client No Show-510 Individual Counseling	30
SoCal		Martinez, Stacie	12/5/2023	Client Cancellation	30
SoCal		Martinez, Stacie	12/12/2023	Client Cancellation	30
SoCal		Christensen, Cheralyn	12/5/2023	510-Individual Counseling	30
SoCal		Martinez, Stacie	12/4/2023	Client Cancellation	30
SoCal		Martinez, Stacie	12/11/2023	Client Cancellation	30
SoCal		Martinez, Stacie	12/1/2023	510-Individual Counseling	30
SoCal		Martinez, Stacie	12/8/2023	Client No Show-510 Individual Counseling	30
SoCal		Martinez, Stacie	12/12/2023	Indirect GE (no code attached)	10
SoCal		Martinez, Stacie	12/15/2023	Client Cancellation	30
SoCal		Christensen, Cheralyn	12/4/2023	Client No Show-515 Counseling and Guidance	30
SoCal		Christensen, Cheralyn	12/11/2023	510-Individual Counseling	30
					5042

Stanford Sierra Youth & Families
8912 Volunteer Lane, Sacramento, CA 95826

School	Direct Hours	Indirect Hours	Total Hours	Hourly Rate	Total Paid
Central Coast	1	5.3	6.3	\$110.00	\$692.65
Central Valley	6.83	47.67	54.5	\$110.00	\$5,995.49
Monterey Bay	5.63	42.37	48.01	\$110.00	\$5,280.85
North Bay	0	5.3	5.3	\$110.00	\$582.65
Northern California	6.67	47.67	54.34	\$110.00	\$5,977.16
SoCal	28.72	264.84	293.56	\$110.00	\$32,291.21
	48.85	413.15	462.01		\$50,820.00

**Stanford Sierra Youth & Families
8912 Volunteer Lane, Sacramento, CA 95826**

School	Client	Staff	Date	Service Code	Service Time
Central Coast		Martinez, Stacie	11/2/2023	Indirect GE (no code attached)	10
Central Coast		Martinez, Stacie	11/9/2023	510-Individual Counseling	20
Central Coast		Martinez, Stacie	11/16/2023	510-Individual Counseling	40
Central Coast		Martinez, Stacie	11/17/2023	IEP Support	45
Central Valley		Martinez, Stacie	11/9/2023	Client No Show-510 Individual Counseling	45
Central Valley		Martinez, Stacie	11/1/2023	Client Cancellation	30
Central Valley		Martinez, Stacie	11/7/2023	Indirect GE (no code attached)	15
Central Valley		Martinez, Stacie	11/8/2023	510-Individual Counseling	30
Central Valley		Martinez, Stacie	11/13/2023	520-Parent Counseling	30
Central Valley		Martinez, Stacie	11/15/2023	510-Individual Counseling	30
Central Valley		Martinez, Stacie	11/27/2023	520-Parent Counseling	30
Central Valley		Martinez, Stacie	11/29/2023	510-Individual Counseling	30
Central Valley		Martinez, Stacie		No Services	0
Central Valley		Randhawa, Rajdeep	11/8/2023	510-Individual Counseling	30
Central Valley		Randhawa, Rajdeep	11/15/2023	510-Individual Counseling	30
Central Valley		Randhawa, Rajdeep	11/29/2023	510-Individual Counseling	30
Central Valley		Christensen, Cheralyn	11/15/2023	Client No Show-515 Counseling and Guidance	30
Central Valley		Randhawa, Rajdeep	11/3/2023	515-Counseling and Guidance	30
Central Valley		Randhawa, Rajdeep	11/8/2023	515-Counseling and Guidance	30
Central Valley		Randhawa, Rajdeep	11/16/2023	515-Counseling and Guidance	30
Central Valley		Martinez, Stacie	11/6/2023	Client No Show-510 Individual Counseling	20
Central Valley		Martinez, Stacie	11/9/2023	Indirect GE (no code attached)	5
Central Valley		Randhawa, Rajdeep	11/2/2023	Client Cancellation	25
Central Valley		Randhawa, Rajdeep	11/8/2023	510-Individual Counseling	30
Central Valley		Randhawa, Rajdeep	11/16/2023	510-Individual Counseling	25
Central Valley		Randhawa, Rajdeep	11/30/2023	510-Individual Counseling	25
Central Valley		Martinez, Stacie		No Services	0
Monterey Bay		Martinez, Stacie		No Services	0
Monterey Bay		Randhawa, Rajdeep	11/3/2023	510-Individual Counseling	30
Monterey Bay		Randhawa, Rajdeep	11/17/2023	Client No Show-510 Individual Counseling	60
Monterey Bay		Randhawa, Rajdeep	11/13/2023	510-Individual Counseling	30
Monterey Bay		Randhawa, Rajdeep	11/27/2023	Client No Show-510 Individual Counseling	30
Monterey Bay		Randhawa, Rajdeep	11/3/2023	510-Individual Counseling	30
Monterey Bay		Randhawa, Rajdeep	11/9/2023	Client No Show-510 Individual Counseling	30
Monterey Bay		Randhawa, Rajdeep	11/13/2023	510-Individual Counseling	30
Monterey Bay		Randhawa, Rajdeep	11/17/2023	510-Individual Counseling	30
Monterey Bay		Martinez, Stacie	11/16/2023	Indirect GE (no code attached)	5
Monterey Bay		Martinez, Stacie	11/29/2023	Indirect GE (no code attached)	15
Monterey Bay		Martinez, Stacie	11/30/2023	510-Individual Counseling	30
Monterey Bay		Randhawa, Rajdeep	11/7/2023	510-Individual Counseling	23
Monterey Bay		Randhawa, Rajdeep	11/14/2023	510-Individual Counseling	30
Monterey Bay		Randhawa, Rajdeep	11/21/2023	Client Cancellation	30
Monterey Bay		Randhawa, Rajdeep	11/28/2023	Client Cancellation	30

Stanford Sierra Youth & Families
8912 Volunteer Lane, Sacramento, CA 95826

School	Client	Staff	Date	Service Code	Service Time
Monterey Bay		Christensen, Cheralyn	11/1/2023	Client Cancellation	45
Monterey Bay		Christensen, Cheralyn	11/8/2023	Client Cancellation	45
Monterey Bay		Christensen, Cheralyn	11/15/2023	510-Individual Counseling	45
Monterey Bay		Christensen, Cheralyn	11/29/2023	Client No Show-510 Individual Counseling	45
Monterey Bay		Randhawa, Rajdeep	11/7/2023	510-Individual Counseling	30
Monterey Bay		Randhawa, Rajdeep	11/14/2023	510-Individual Counseling	30
Monterey Bay		Randhawa, Rajdeep	11/21/2023	Client Cancellation	30
Monterey Bay		Randhawa, Rajdeep	11/28/2023	Client No Show-510 Individual Counseling	30
North Bay		Randhawa, Rajdeep	11/17/2023	Indirect GE (no code attached)	5
Northern California		Randhawa, Rajdeep	11/3/2023	510-Individual Counseling	23
Northern California		Randhawa, Rajdeep	11/7/2023	Client Cancellation	60
Northern California		Randhawa, Rajdeep	11/13/2023	510-Individual Counseling	33
Northern California		Randhawa, Rajdeep	11/13/2023	Indirect GE (no code attached)	1
Northern California		Randhawa, Rajdeep	11/20/2023	Client Cancellation	60
Northern California		Randhawa, Rajdeep	11/30/2023	Client No Show-510 Individual Counseling	30
Northern California		Christensen, Cheralyn	11/1/2023	510-Individual Counseling	30
Northern California		Christensen, Cheralyn	11/15/2023	Client No Show-510 Individual Counseling	30
Northern California		Martinez, Stacie	11/7/2023	510-Individual Counseling	30
Northern California		Christensen, Cheralyn	11/1/2023	Client No Show-510 Individual Counseling	30
Northern California		Christensen, Cheralyn	11/15/2023	510-Individual Counseling	30
Northern California		Christensen, Cheralyn	11/29/2023	Client No Show-510 Individual Counseling	30
Northern California		Martinez, Stacie	11/1/2023	510-Individual Counseling	45
Northern California		Martinez, Stacie	11/8/2023	510-Individual Counseling	45
Northern California		Martinez, Stacie	11/15/2023	510-Individual Counseling	45
Northern California		Martinez, Stacie	11/29/2023	510-Individual Counseling	45
Northern California		Martinez, Stacie	11/1/2023	Client No Show-515 Counseling and Guidance	30
Northern California		Martinez, Stacie	11/15/2023	Client No Show-515 Counseling and Guidance	30
Northern California		Martinez, Stacie	11/17/2023	Indirect GE (no code attached)	5
Northern California		Martinez, Stacie	11/29/2023	Client No Show-515 Counseling and Guidance	30
Northern California		Randhawa, Rajdeep	11/3/2023	Indirect GE (no code attached)	38
Northern California		Randhawa, Rajdeep	11/7/2023	510-Individual Counseling	15
Northern California		Randhawa, Rajdeep	11/9/2023	IEP Support	60
Northern California		Randhawa, Rajdeep	11/28/2023	Client No Show-510 Individual Counseling	30
Northern California		Randhawa, Rajdeep	11/2/2023	510-Individual Counseling	6
Northern California		Randhawa, Rajdeep	11/9/2023	510-Individual Counseling	23
Northern California		Randhawa, Rajdeep	11/16/2023	510-Individual Counseling	30
Northern California		Randhawa, Rajdeep	11/30/2023	Staff Cancellation	30
Northern California		Martinez, Stacie	11/16/2023	Indirect GE (no code attached)	5
Northern California		Martinez, Stacie	11/29/2023	Indirect GE (no code attached)	5
SoCal		Randhawa, Rajdeep	11/2/2023	520-Parent Counseling	15
SoCal		Randhawa, Rajdeep	11/3/2023	510-Individual Counseling	30

Stanford Sierra Youth & Families
8912 Volunteer Lane, Sacramento, CA 95826

School	Client	Staff	Date	Service Code	Service Time
SoCal		Randhawa, Rajdeep	11/14/2023	Client No Show-510 Individual Counseling	30
SoCal		Randhawa, Rajdeep	11/16/2023	Parent Cancellation	15
SoCal		Martinez, Stacie	11/6/2023	Client No Show-510 Individual Counseling	30
SoCal		Randhawa, Rajdeep	11/14/2023	510-Individual Counseling	30
SoCal		Christensen, Cheralyn	11/8/2023	Indirect GE (no code attached)	30
SoCal		Christensen, Cheralyn	11/27/2023	Indirect GE (no code attached)	10
SoCal		Christensen, Cheralyn	11/28/2023	520-Parent Counseling	30
SoCal		Randhawa, Rajdeep		No Services	0
SoCal		Martinez, Stacie	11/7/2023	510-Individual Counseling	30
SoCal		Martinez, Stacie	11/14/2023	510-Individual Counseling	30
SoCal		Martinez, Stacie	11/28/2023	510-Individual Counseling	30
SoCal		Randhawa, Rajdeep	11/7/2023	Client No Show-515 Counseling and Guidance	30
SoCal		Randhawa, Rajdeep	11/13/2023	Client No Show-515 Counseling and Guidance	30
SoCal		Randhawa, Rajdeep	11/17/2023	515-Counseling and Guidance	30
SoCal		Randhawa, Rajdeep	11/21/2023	Client Cancellation	30
SoCal		Randhawa, Rajdeep	11/27/2023	515-Counseling and Guidance	39
SoCal		Martinez, Stacie	11/14/2023	510-Individual Counseling	30
SoCal		Martinez, Stacie	11/28/2023	510-Individual Counseling	30
SoCal		Christensen, Cheralyn	11/3/2023	IEP Support	60
SoCal		Christensen, Cheralyn	11/7/2023	510-Individual Counseling	30
SoCal		Christensen, Cheralyn	11/7/2023	520-Parent Counseling	30
SoCal		Christensen, Cheralyn	11/13/2023	510-Individual Counseling	30
SoCal		Christensen, Cheralyn	11/28/2023	510-Individual Counseling	30
SoCal		Christensen, Cheralyn		No Services	0
SoCal		Martinez, Stacie	11/6/2023	Client No Show-510 Individual Counseling	30
SoCal		Martinez, Stacie	11/13/2023	510-Individual Counseling	30
SoCal		Martinez, Stacie	11/27/2023	Client No Show-510 Individual Counseling	30
SoCal		Randhawa, Rajdeep		No Services	0
SoCal		Randhawa, Rajdeep	11/17/2023	Client No Show-510 Individual Counseling	15
SoCal		Randhawa, Rajdeep	11/21/2023	510-Individual Counseling	10
SoCal		Martinez, Stacie	11/7/2023	515-Counseling and Guidance	30
SoCal		Martinez, Stacie	11/14/2023	Client No Show-515 Counseling and Guidance	30
SoCal		Martinez, Stacie	11/28/2023	515-Counseling and Guidance	30
SoCal		Randhawa, Rajdeep	11/14/2023	510-Individual Counseling	20
SoCal		Christensen, Cheralyn	11/1/2023	Client No Show-510 Individual Counseling	30
SoCal		Christensen, Cheralyn	11/1/2023	Parent No Show	30
SoCal		Christensen, Cheralyn	11/13/2023	IEP Support	60
SoCal		Christensen, Cheralyn	11/15/2023	Parent No Show	30
SoCal		Christensen, Cheralyn	11/29/2023	510-Individual Counseling	30
SoCal		Christensen, Cheralyn	11/29/2023	Parent No Show	30
SoCal		Randhawa, Rajdeep	11/2/2023	Client No Show-515 Counseling and Guidance	30

Stanford Sierra Youth & Families
8912 Volunteer Lane, Sacramento, CA 95826

School	Client	Staff	Date	Service Code	Service Time
SoCal		Randhawa, Rajdeep	11/9/2023	Client Cancellation	30
SoCal		Randhawa, Rajdeep	11/16/2023	515-Counseling and Guidance	23
SoCal		Randhawa, Rajdeep	11/30/2023	515-Counseling and Guidance	14
SoCal		Christensen, Cheralyn	11/7/2023	515-Counseling and Guidance	30
SoCal		Christensen, Cheralyn	11/14/2023	515-Counseling and Guidance	30
SoCal		Christensen, Cheralyn	11/28/2023	Client No Show-515 Counseling and Guidance	30
SoCal		Martinez, Stacie		No Services	0
SoCal		Martinez, Stacie	11/13/2023	Client No Show-510 Individual Counseling	30
SoCal		Martinez, Stacie	11/27/2023	Client No Show-510 Individual Counseling	30
SoCal		Martinez, Stacie	11/17/2023	510-Individual Counseling	45
SoCal		Christensen, Cheralyn	11/1/2023	Indirect GE (no code attached)	30
SoCal		DeCoursey, Sara	11/6/2023	IEP Support	60
SoCal		Christensen, Cheralyn	11/14/2023	510-Individual Counseling	30
SoCal		Christensen, Cheralyn	11/28/2023	510-Individual Counseling	30
SoCal		Martinez, Stacie		No Services	0
SoCal		Christensen, Cheralyn	11/7/2023	Client No Show-510 Individual Counseling	30
SoCal		Randhawa, Rajdeep	11/9/2023	IEP Support	29
SoCal		Christensen, Cheralyn	11/14/2023	Client No Show-510 Individual Counseling	30
SoCal		Christensen, Cheralyn	11/7/2023	510-Individual Counseling	30
SoCal		Christensen, Cheralyn	11/13/2023	510-Individual Counseling	30
SoCal		Christensen, Cheralyn	11/27/2023	Client No Show-510 Individual Counseling	30
SoCal		Martinez, Stacie		No Services	0
SoCal		Randhawa, Rajdeep	11/6/2023	510-Individual Counseling	15
SoCal		Randhawa, Rajdeep	11/13/2023	510-Individual Counseling	24
SoCal		Randhawa, Rajdeep	11/27/2023	510-Individual Counseling	15
SoCal		Martinez, Stacie	11/17/2023	Client No Show-510 Individual Counseling	30
SoCal		Randhawa, Rajdeep	11/2/2023	Indirect GE (no code attached)	2
SoCal		Randhawa, Rajdeep	11/6/2023	510-Individual Counseling	30
SoCal		Randhawa, Rajdeep	11/16/2023	Indirect GE (no code attached)	2
SoCal		Randhawa, Rajdeep	11/20/2023	Client Cancellation	30
SoCal		Randhawa, Rajdeep	11/20/2023	Indirect GE (no code attached)	12
SoCal		Christensen, Cheralyn		No Services	0
SoCal		Martinez, Stacie	11/1/2023	Indirect GE (no code attached)	5
SoCal		Martinez, Stacie	11/2/2023	Indirect GE (no code attached)	5
SoCal		Martinez, Stacie	11/7/2023	510-Individual Counseling	30
SoCal		Martinez, Stacie	11/14/2023	Client No Show-510 Individual Counseling	30
SoCal		Martinez, Stacie	11/27/2023	IEP Support	15
SoCal		Martinez, Stacie	11/27/2023	Indirect GE (no code attached)	17
SoCal		Martinez, Stacie	11/28/2023	IEP Support	60
SoCal		Martinez, Stacie	11/2/2023	510-Individual Counseling	30
SoCal		Martinez, Stacie	11/9/2023	510-Individual Counseling	30
SoCal		Martinez, Stacie	11/16/2023	510-Individual Counseling	30

Stanford Sierra Youth & Families
8912 Volunteer Lane, Sacramento, CA 95826

School	Client	Staff	Date	Service Code	Service Time
SoCal		Martinez, Stacie	11/30/2023	510-Individual Counseling	30
SoCal		Randhawa, Rajdeep	11/2/2023	515-Counseling and Guidance	46
SoCal		Randhawa, Rajdeep	11/9/2023	510-Individual Counseling	13
SoCal		Randhawa, Rajdeep	11/28/2023	IEP Support	40
SoCal		Randhawa, Rajdeep	11/30/2023	Client No Show-510 Individual Counseling	15
SoCal		Christensen, Cheralyn		No Services	0
SoCal		Martinez, Stacie	11/9/2023	Client Cancellation	30
SoCal		Martinez, Stacie	11/16/2023	Client No Show-510 Individual Counseling	30
SoCal		Martinez, Stacie	11/30/2023	Client Cancellation	30
SoCal		Martinez, Stacie	11/30/2023	Indirect GE (no code attached)	20
SoCal		Randhawa, Rajdeep	11/7/2023	510-Individual Counseling	30
SoCal		Randhawa, Rajdeep	11/28/2023	Client No Show-510 Individual Counseling	30
SoCal		Randhawa, Rajdeep	11/17/2023	510-Individual Counseling	30
SoCal		Randhawa, Rajdeep	11/27/2023	510-Individual Counseling	30
SoCal		Martinez, Stacie	11/2/2023	Client No Show-510 Individual Counseling	30
SoCal		Martinez, Stacie	11/9/2023	Client No Show-510 Individual Counseling	30
SoCal		Martinez, Stacie	11/16/2023	510-Individual Counseling	30
SoCal		Martinez, Stacie	11/30/2023	510-Individual Counseling	30
SoCal		Randhawa, Rajdeep	11/14/2023	510-Individual Counseling	30
SoCal		Randhawa, Rajdeep	11/28/2023	510-Individual Counseling	30
SoCal		Martinez, Stacie		No Services	0
SoCal		Randhawa, Rajdeep	11/2/2023	Indirect GE (no code attached)	1
SoCal		Randhawa, Rajdeep	11/15/2023	510-Individual Counseling	57
SoCal		Randhawa, Rajdeep	11/17/2023	510-Individual Counseling	37
SoCal		Christensen, Cheralyn		No Services	0
SoCal		Martinez, Stacie	11/1/2023	510-Individual Counseling	30
SoCal		Martinez, Stacie	11/15/2023	Client No Show-510 Individual Counseling	30
SoCal		Martinez, Stacie	11/29/2023	510-Individual Counseling	30
SoCal		Martinez, Stacie	11/7/2023	510-Individual Counseling	30
SoCal		Martinez, Stacie	11/14/2023	Client Cancellation	30
SoCal		Martinez, Stacie	11/28/2023	510-Individual Counseling	30
SoCal		Christensen, Cheralyn	11/8/2023	Indirect GE (no code attached)	10
SoCal		Christensen, Cheralyn	11/14/2023	510-Individual Counseling	30
SoCal		Christensen, Cheralyn	11/28/2023	Client No Show-510 Individual Counseling	30
SoCal		Martinez, Stacie	11/6/2023	Client No Show-510 Individual Counseling	30
SoCal		Martinez, Stacie	11/8/2023	Indirect GE (no code attached)	5
SoCal		Martinez, Stacie	11/13/2023	Client No Show-510 Individual Counseling	30
SoCal		Martinez, Stacie	11/27/2023	Client No Show-510 Individual Counseling	30
SoCal		Martinez, Stacie	11/3/2023	510-Individual Counseling	30
SoCal		Martinez, Stacie	11/7/2023	IEP Support	50
SoCal		Martinez, Stacie	11/17/2023	Client No Show-510 Individual Counseling	30

Stanford Sierra Youth & Families
8912 Volunteer Lane, Sacramento, CA 95826

School	Client	Staff	Date	Service Code	Service Time
SoCal	[REDACTED]	Christensen, Cheralyn	11/7/2023	510-Individual Counseling	30
SoCal	[REDACTED]	Christensen, Cheralyn	11/13/2023	510-Individual Counseling	30
SoCal	[REDACTED]	Christensen, Cheralyn	11/27/2023	510-Individual Counseling	30
					5708



ROKKITWEAR
 9780 Windisch Rd
 West Chester, OH 45069 US
 (513) 755-5929
 accounting@rokkitlear.com
 http://www.rokkitlear.com

INVOICE

BILL TO

Ashley Larsen
 California Online Public
 Schools
 33272 Valle Road
 San Juan Capistrano
 California 92675

SHIP TO

Ashley Larsen
 California Online Public
 Schools
 33272 Valle Road
 San Juan Capistrano
 California 92675

INVOICE # CALOPS020824

DATE 02/08/2024

DUE DATE 02/08/2024

TERMS Due on receipt

ACTIVITY	QTY	RATE	AMOUNT
Gift Codes Gift Codes For Use on Rokkitwear.com	500	100.00	50,000.00

Please remit payment at your earliest convenience to:
 9780 Windisch Road
 West Chester, OH 45069

SUBTOTAL	50,000.00
TAX	0.00
TOTAL	50,000.00
BALANCE DUE	\$50,000.00

Should you have any questions regarding your invoice please contact

accounting@rokkitlear.com

Thank you. We appreciate your business!

J.P.Morgan

JPMORGAN CHASE BANK NA
 P.O. BOX 15918
 MAIL SUITE DE1-1404
 WILMINGTON DE 19850

ACCOUNT NUMBER	4485 9279 0004 8836
PAYMENT DUE DATE	02/25/2024
AMOUNT DUE	\$141,331.38
CURRENT BALANCE	\$141,331.38

Remit To: JPMORGAN CHASE BANK NA
 P.O. BOX 4475
 CAROL STREAM, IL 60197-4475

AMOUNT ENCLOSED \$

CALOPS
 DEBORAH LARSON
 33272 VALLE RD
 SAN JUAN CAPISTRANO CA 92675-4842

** 0000000

448592790004883614133138141331389

PLEASE TEAR PAYMENT COUPON AT PERFORATION

STATEMENT MESSAGES

COMMERCIAL ACCOUNT SUMMARY

ORGANIZATION NAME: CALOPS
 ACCOUNT NUMBER: 4485927900048836

CLOSING DATE 01-31-24
 CREDIT LIMIT 650,000
 AVAILABLE CREDIT 508,669

FOR CUSTOMER SERVICE CALL:
 1-800-316-6056
 FOR TTY/TDD SERVICE CALL:
 1-800-955-8060

SEND BILLING INQUIRIES TO:
 JPMORGAN CHASE BANK NA
 COMMERCIAL CARD SOLUTIONS
 P.O. BOX 2015
 MAIL SUITE IL1-6225
 ELGIN, IL 60121

PREVIOUS BALANCE	38,162.64
PURCHASES AND OTHER CHARGES	141,331.38
CASH ADVANCES	.00
CREDITS	.00
PAYMENTS	38,162.64-
LATE PAYMENT CHARGES	.00
CASH ADVANCE FEE	.00
FINANCE CHARGES	.00
NEW BALANCE	141,331.38
TOTAL PAYMENT DUE	141,331.38
DISPUTED AMOUNT	.00

ACCT. NUMBER: 4485 9279 0004 8836	CALOPS
-----------------------------------	--------

INDIVIDUAL CARDHOLDER ACTIVITY

RICHARD SAVAGE 4485-9200-2831-6078	CREDITS \$0.00	PURCHASES \$92,205.72	CASH ADV \$0.00	TOTAL ACTIVITY \$92,205.72
--	--------------------------	---------------------------------	---------------------------	--------------------------------------

ACCOUNTING CODE:

Purchasing Activity

Post Date	Tran Date	Reference Number	Transaction Description	Amount
01-03	01-03	24493984003286619500797	TSA PRECHECK BY TELOS 800-444-9268 VA P.O.S.: 61950079 SALES TAX: 0.00	70.00
01-11	01-10	24492154010715077237833	CALIFORNIA CHARTER SCHOOL 213-244-1446 CA P.O.S.: 07723783 SALES TAX: 0.00	750.00
01-15	01-12	24492154012713426619049	CALIFORNIA CHARTER SCHOOL 213-244-1446 CA P.O.S.: 42661904 SALES TAX: 0.00	750.00
01-22	01-19	24275394019900012862681	NATL ALLIANCE PUBLIC 202-2892700 DC P.O.S.: 14728898 SALES TAX: 0.00	535.00
01-22	01-19	24755424019270194187032	CITY OF TUSTIN PARKS AND 714-5733077 CA P.O.S.: 778011921070013 SALES TAX: 0.00	192.00
01-23	01-22	24145724022900019007521	THE PERFECT IMPRESSION, I 949-3157960 CA P.O.S.: 120241821448 SALES TAX: 0.00	113.14
01-30	01-29	24492154029745312372599	CALIFORNIA CHARTER SCHOOL 213-244-1446 CA P.O.S.: 31237259 SALES TAX: 0.00	1,500.00
01-31	01-30	24493984030206072100155	CITY OF MURRIETA 951-304-2489 CA P.O.S.: 07210015 SALES TAX: 0.00	221.24
Total Purchasing Activity				\$4,131.38

Travel Activity

Post Date	Tran Date	Reference Number	Transaction Description	Amount
01-05	01-04	24275394004900019004961	EMBASSY SUITES SAN LUIS O 805-5490800 CA P.O.S.: 20231220160921267 SALES TAX: 0.00	6,742.50
01-05	01-03	24493984004036004012257	HILTON GARDEN INN NAPA CA 394292 ARRIVAL: 01-03-24	3,410.00
01-08	01-05	24011334007900013968668	RENAISSANCE NEWPORT BEACH 949-4762001 CA P.O.S.: 20240105100729842 SALES TAX: 0.00	1,500.00
01-08	01-05	24445004006500533325039	BOWLERO CLOVIS 559-298-6555 CA P.O.S.: 584x16562x1x1 SALES TAX: 0.00	4,063.72
01-08	01-06	24445004006500533325112	BOWLERO CLOVIS 559-298-6555 CA P.O.S.: 7045025224606567104986 SALES TAX: 0.00	4,063.71
01-08	01-07	24692164007108053260833	LE MERIGOT SANTA MONIC SANTA MONICA CA 127242 ARRIVAL: 05-20-24	14,430.26
01-10	01-09	24164074009060170197943	NATIONAL CAR RENTAL OAKLAND CA 658786912	99.15
01-10	01-09	24692164009109563710331	MARRIOTT WOODLAND HILL 818-887-4800 CA M01072 ARRIVAL: 01-09-24	18,750.00
01-10	01-09	24692164009109760707668	IN *GRACE UNVEILED 818-2748797 CA P.O.S.: 827 SALES TAX: 0.00	9,108.00
01-10	01-09	24692164010109868226972	SLC AIRPORT PARKING SALT LAKE CIT UT P.O.S.: 009877 SALES TAX: 0.00	35.00
01-11	01-09	24431064010968215277873	PIZZERIA TRA VIGNE SAINT HELENA CA	756.42
01-11	01-09	24943004010838003259382	TACO BELL 029851 BLACKFOOT ID	23.16

ACCT. NUMBER: 4485 9279 0004 8836	CALOPS
-----------------------------------	--------

INDIVIDUAL CARDHOLDER ACTIVITY

Travel Activity

Post Date	Tran Date	Reference Number	Transaction Description	Amount
01-12	01-10	24431064011036503592798	ALOFT DUBLIN DUBLIN CA 50359279 ARRIVAL: 01-08-24	225.06
01-15	01-12	24492154015037012901778	HILTON WOODLAND HILLS WOODLAND HLS CA 1378539 ARRIVAL: 01-12-24	2,525.00
01-22	01-19	24493984020036000173319	UNIVERSITY PLAZA WATERFR STOCKTON CA 28274566 ARRIVAL: 05-06-24	12,736.65
01-22	01-19	24692164020108102501594	SOUTHWES 5262247430148 800-435-9792 TX SAVAGE/RICHARD SCOTT DEPART: 06-28-24 P.O.S.: SALES TAX: \$0.00	842.96
01-31	01-29	24011334030900015771509	RENAISSANCE NEWPORT BEACH 949-4762001 CA P.O.S.: 20240129152929681 SALES TAX: 0.00	8,678.27
01-31	01-30	24692164031106072269603	SQ *OSAKA JAPAN SALT LAKE CIT UT P.O.S.: 00011529215136336 SALES TAX: 1.46	18.20
01-31	01-30	24943004031063006800679	ONE9 294 OGDEN UT	10.15
Total Travel Activity				\$88,018.21

Fleet Activity

Post Date	Tran Date	Reference Number	Transaction Description	Amount
01-09	01-08	24427334008740262721575	MAVERIK #630 MALAD ID P.O.S.: 00610000630VPRY7026272157 SALES TAX: 0.00	16.95
01-09	01-09	24692164009109243933071	CHEVRON 0373623 DUBLIN CA P.O.S.: V000001000000 SALES TAX: 5.60	39.18
Total Fleet Activity				\$56.13

ALLY IRELAND 4485-9200-2855-9339	CREDITS \$0.00	PURCHASES \$778.00	CASH ADV \$0.00	TOTAL ACTIVITY \$778.00
--	--------------------------	------------------------------	---------------------------	-----------------------------------

ACCOUNTING CODE:

Purchasing Activity

Post Date	Tran Date	Reference Number	Transaction Description	Amount
01-04	01-03	24493984004026837292911	CUE INC 925-478-3460 CA P.O.S.: CVENTX9NKKP6XQJ92 SALES TAX: 0.00	778.00
Total Purchasing Activity				\$778.00

JERRI KELM 4485-9200-5377-5768	CREDITS \$0.00	PURCHASES \$356.19	CASH ADV \$0.00	TOTAL ACTIVITY \$356.19
--	--------------------------	------------------------------	---------------------------	-----------------------------------

ACCOUNTING CODE:

Travel Activity

Post Date	Tran Date	Reference Number	Transaction Description	Amount
01-19	01-19	24035964019634001113340	AMERICAN AIR0012109001499 FORT WORTH TX KELM/JERRI DEPART: 02-29-24 P.O.S.: SALES TAX: \$0.00 FAT AS S SAN AS V FAT	356.19
Total Travel Activity				\$356.19

ACCT. NUMBER: 4485 9279 0004 8836	CALOPS
-----------------------------------	--------

INDIVIDUAL CARDHOLDER ACTIVITY

ASHLEY TAYLOR 4485-9200-8565-3280	CREDITS \$0.00	PURCHASES \$1,011.48	CASH ADV \$0.00	TOTAL ACTIVITY \$1,011.48
---	--------------------------	--------------------------------	---------------------------	-------------------------------------

ACCOUNTING CODE:

Travel Activity

Post Date	Tran Date	Reference Number	Transaction Description	Amount
01-19	01-17	24943004018796283369713	HYATT CENTRIC PIKE LNG B 5624321234 CA 0059965624321234 ARRIVAL: 03-18-24	1,011.48

Total Travel Activity \$1,011.48

RICARDO ROMERO 4485-9200-9654-8339	CREDITS \$0.00	PURCHASES \$1,303.47	CASH ADV \$0.00	TOTAL ACTIVITY \$1,303.47
--	--------------------------	--------------------------------	---------------------------	-------------------------------------

ACCOUNTING CODE:

Purchasing Activity

Post Date	Tran Date	Reference Number	Transaction Description	Amount
01-04	01-03	24204294003001592089047	GROUPON, INC. 312-2886424 IL P.O.S.: e657f070-aa7a-11ee-a185-3 SALES TAX: 0.00	59.00

Total Purchasing Activity \$59.00

Travel Activity

Post Date	Tran Date	Reference Number	Transaction Description	Amount
01-10	01-09	24164074009060170197257	NATIONAL CAR RENTAL SACRAMENTO CA 237872085	71.98
01-10	01-08	24445004009500391446429	WENDY'S #669 SACRAMENTO CA P.O.S.: 10030148003 SALES TAX: 1.25	15.54
01-10	01-09	24540454009213000257226	HOT OFF THE GRIDDLE 916-5715792 CA P.O.S.: 000000105427751582 SALES TAX: 1.69	28.30
01-11	01-09	24692164010100290272106	ELEMENT HOTEL SACRAMEN SACRAMENTO CA 106131 ARRIVAL: 01-08-24	258.04
01-11	01-09	24941684010091711000034	V.S.P. PARKING BURBANK BURBANK CA P.O.S.: 71100003 SALES TAX: 5.24	56.40
01-22	01-19	24692164020108102502543	SOUTHWES 5262247428255 800-435-9792 TX ROMERO/RICARDO PHD DEPART: 06-28-24 P.O.S.: SALES TAX: \$0.00 BUR WN W MDW WN W BOS WN S DEN WN S BUR	781.96

Total Travel Activity \$1,212.22

Fleet Activity

Post Date	Tran Date	Reference Number	Transaction Description	Amount
01-11	01-09	24122544010744003249712	ARCO#83059GREEN DESERT O SACRAMENTO CA P.O.S.: 00324971 SALES TAX: 0.00	32.25

Total Fleet Activity \$32.25

FINANCE DEPARTMENT 4485-9201-0377-7327	CREDITS \$0.00	PURCHASES \$32,880.91	CASH ADV \$0.00	TOTAL ACTIVITY \$32,880.91
--	--------------------------	---------------------------------	---------------------------	--------------------------------------

ACCOUNTING CODE:

ACCT. NUMBER: 4485 9279 0004 8836	CALOPS
-----------------------------------	--------

INDIVIDUAL CARDHOLDER ACTIVITY

Purchasing Activity

Post Date	Tran Date	Reference Number	Transaction Description	Amount
01-03	01-02	24445004002200164666314	4TE*SONITROL OF ORANGE CO 949-297-4350 CA P.O.S.: C1B59578335 SALES TAX: 0.00	236.05
01-11	01-09	24275394010900019103021	KNIGHTS PLUMBING AND DRAI 209-8231717 CA P.O.S.: 9096641645 SALES TAX: 0.00	99.50
01-19	01-18	24906414018191795264246	PY *INSECT IQ PEST CONTRO 209-5833288 CA P.O.S.: 65a94a60557bbfb25 SALES TAX: 0.00	79.00
01-31	01-31	24692164031106090018131	ADT MOBILITY/ECOMM 800-238-2727 FL P.O.S.: 0000000000000000 SALES TAX: 58.63	769.31
01-31	01-31	24692164031106090023412	ADT MOBILITY/ECOMM 800-238-2727 FL P.O.S.: 0000000000000000 SALES TAX: 67.68	888.15
Total Purchasing Activity				\$2,072.01

Travel Activity

Post Date	Tran Date	Reference Number	Transaction Description	Amount
01-03	01-02	24692164002104173939971	HOTELSCOM7272749309143 HOTELS.COM WA P.O.S.: P94CN8PGB SALES TAX: 0.00	1,143.75
01-03	01-03	24692164003104247418126	HOTELSCOM7272749699422 HOTELS.COM WA P.O.S.: 0 SALES TAX: 0.00	623.70
01-03	01-03	24692164003104247450202	HOTELSCOM7272750208361 HOTELS.COM WA P.O.S.: MTKU6RF4H SALES TAX: 0.00	651.77
01-03	01-03	24692164003104247456886	HOTELSCOM7272750488627 HOTELS.COM WA P.O.S.: Z05ODY5VB SALES TAX: 0.00	651.77
01-04	01-03	24692164003104861445025	HOTELSCOM7272807609767 HOTELS.COM WA P.O.S.: LUCHEDM8Y SALES TAX: 0.00	617.28
01-04	01-02	24692164003104864100494	SOUTHWES 5262239221024 800-435-9792 TX FRANKS/SARAH LOUISE DEPART: 01-07-24 P.O.S.: SALES TAX: \$0.00 SMF WN Q SNA WN H SMF	577.97
01-04	01-03	24692164004105074537556	HOTELSCOM7272820308245 HOTELS.COM WA P.O.S.: 0 SALES TAX: 0.00	1,085.27
01-04	01-03	24692164004105074563495	HOTELSCOM7272820546446 HOTELS.COM WA P.O.S.: 0 SALES TAX: 0.00	840.32
01-04	01-03	24692164004105074617200	HOTELSCOM7272821518446 HOTELS.COM WA P.O.S.: 0 SALES TAX: 0.00	840.32
01-04	01-04	24692164004105140095357	HOTELSCOM7272822475742 HOTELS.COM WA P.O.S.: 0 SALES TAX: 0.00	1,306.78
01-04	01-04	24692164004105140130626	HOTELSCOM7272823049249 HOTELS.COM WA P.O.S.: 0 SALES TAX: 0.00	1,085.27
01-04	01-04	24692164004105140139759	HOTELSCOM7272823418842 HOTELS.COM WA P.O.S.: 0 SALES TAX: 0.00	846.18
01-05	01-04	24692164004105681247680	HOTELSCOM7272876202585 HOTELS.COM WA P.O.S.: W7IT16MI7 SALES TAX: 0.00	1,660.40
01-05	01-03	24692164004105716609482	SOUTHWES 5262239486784 800-435-9792 TX SCHWARTZ/CATHERINE DEPART: 01-07-24 P.O.S.: SALES TAX: \$0.00 SMF WN Q SNA WN H SMF	577.97

ACCT. NUMBER: 4485 9279 0004 8836	CALOPS
-----------------------------------	--------

INDIVIDUAL CARDHOLDER ACTIVITY

Travel Activity

Post Date	Tran Date	Reference Number	Transaction Description	Amount
01-05	01-04	24692164004105777092909	HOTELSCOM7272884569723 HOTELS.COM WA P.O.S.: 0 SALES TAX: 0.00	1,866.05
01-05	01-05	24692164005105975236000	HOTELSCOM7272895000906 HOTELS.COM WA P.O.S.: 0 SALES TAX: 0.00	1,866.05
01-05	01-05	24692164005105975253294	HOTELSCOM7272895356240 HOTELS.COM WA P.O.S.: 0 SALES TAX: 0.00	1,866.05
01-05	01-05	24692164005105975261958	HOTELSCOM7272895775089 HOTELS.COM WA P.O.S.: 0 SALES TAX: 0.00	2,526.40
01-05	01-05	24692164005105975265116	HOTELSCOM7272895925063 HOTELS.COM WA P.O.S.: 0 SALES TAX: 0.00	1,588.90
01-05	01-04	24717054005870051330787	DELTA AIR 0062200095049 800-2211212 CA HARRIS/CHANEL C DEPART: 05-05-24 P.O.S.: SALES TAX: \$0.00 PVD DL K ATL DL K SAV DL K ATL DL K PVD	575.20
01-09	01-08	24692164008108972865810	HOTELSCOM7273193894240 HOTELS.COM WA P.O.S.: 24YMA1L1G SALES TAX: 0.00	347.02
01-09	01-08	24692164008108972876577	HOTELSCOM7273194382844 HOTELS.COM WA P.O.S.: P1R3C1Z10 SALES TAX: 0.00	347.02
01-09	01-08	24692164008109073421214	HOTELSCOM7273200285480 HOTELS.COM WA P.O.S.: ALSKOFVU SALES TAX: 0.00	976.78
01-10	01-08	24692164009109675064197	SOUTHWES 5262241520612 800-435-9792 TX ESPY/NICHOLAS STEPHE DEPART: 01-15-24 P.O.S.: SALES TAX: \$0.00 ONT WN M SMF WN M ONT	459.96
01-10	01-08	24692164009109675064205	SOUTHWES 5262241531122 800-435-9792 TX LE/HAI XUAN DEPART: 01-15-24 P.O.S.: SALES TAX: \$0.00 ONT WN M SMF WN M ONT	459.96
01-11	01-10	24692164010100396300181	HOTELSCOM7273352641805 HOTELS.COM WA P.O.S.: WGH3D7WDH SALES TAX: 0.00	360.09
01-11	01-10	24692164010100396304159	HOTELSCOM7273352827842 HOTELS.COM WA P.O.S.: CRYX7VFUK SALES TAX: 0.00	360.09
01-11	01-10	24692164010100426328210	HOTELSCOM7273353214301 HOTELS.COM WA P.O.S.: PVS6Y4K6M SALES TAX: 0.00	360.09
01-11	01-10	24692164010100426369990	HOTELSCOM7273355214604 HOTELS.COM WA P.O.S.: 71UCG281C SALES TAX: 0.00	360.09
01-11	01-10	24692164010100582978048	HOTELSCOM7273366119567 HOTELS.COM WA P.O.S.: UQOAB1KTQ SALES TAX: 0.00	2,248.32
01-18	01-17	24137464017500628949079	TST* TOGO'S - 335041 - RI RIPON CA	71.72
01-18	01-17	24137464017500628949152	TST* TOGO'S - 335041 - RI RIPON CA	9.95
01-18	01-17	24801974018400966000084	BROTHERS RESTAURANT RIPON CA P.O.S.: 2092530696 SALES TAX: 0.00	73.70
01-22	01-19	24692164019107278680920	HOTELSCOM7274037785680 HOTELS.COM WA P.O.S.: 0 SALES TAX: 0.00	393.80
01-22	01-19	24692164019107278703375	HOTELSCOM7274039191121 HOTELS.COM WA P.O.S.: 0 SALES TAX: 0.00	651.62

ACCT. NUMBER: 4485 9279 0004 8836	CALOPS
-----------------------------------	--------

INDIVIDUAL CARDHOLDER ACTIVITY

Travel Activity

Post Date	Tran Date	Reference Number	Transaction Description	Amount
01-23	01-22	24692164022109668432131	HOTELSCOM7274293339201 HOTELS.COM WA P.O.S.: 0 SALES TAX: 0.00	233.50
01-24	01-22	24692164023100341556957	SOUTHWES 5262248343049 800-435-9792 TX DIMAIO/CRYSTAL GWEN DEPART: 02-08-24 P.O.S.: SALES TAX: \$0.00 PHX WN E SAN WN G PHX	258.96
Total Travel Activity				\$30,770.07

Miscellaneous Activity

Post Date	Tran Date	Reference Number	Transaction Description	Amount
01-05	01-04	24492154004719057910573	ALLIANZ TRAVEL INS ALLIANZINS.US VA P.O.S.: 05791057 SALES TAX: 0.00	38.83
Total Miscellaneous Activity				\$38.83

STEPHEN FORD 4485-9201-2531-5460	CREDITS \$0.00	PURCHASES \$796.31	CASH ADV \$0.00	TOTAL ACTIVITY \$796.31
--	--------------------------	------------------------------	---------------------------	-----------------------------------

ACCOUNTING CODE:

Travel Activity

Post Date	Tran Date	Reference Number	Transaction Description	Amount
01-08	01-05	24692164006107404963880	SOUTHWES 5262240428718 800-435-9792 TX FORD/STEPHEN E DEPART: 01-08-24 P.O.S.: SALES TAX: \$0.00 DAL WN B OAK WN B DAL	285.19
01-09	01-08	24431064009091014000546	CHIPOTLE 1134 MANTECA CA P.O.S.: 0133042098231017 SALES TAX: 0.00	26.85
01-10	01-09	24164074009060170197877	NATIONAL CAR RENTAL OAKLAND CA 658780223	88.22
01-10	01-09	24431064010091770000158	COD AVIATION PK GAR DALLAS TX P.O.S.: 77000015 SALES TAX: 0.00	32.00
01-11	01-10	24137464010100353176001	TST* HIGH FLYING FOODS - OAKLAND CA P.O.S.: y595E9Koj/V0RoUjt SALES TAX: 1.07	11.57
01-12	01-10	24431064011036503593457	ALOFT DUBLIN DUBLIN CA 50359345 ARRIVAL: 01-08-24	0.45
01-29	01-25	24692164026102713849231	SOUTHWES 5262249699213 800-435-9792 TX FORD/STEPHEN E DEPART: 02-03-24 P.O.S.: SALES TAX: \$0.00 LAX WN B DAL	328.98
Total Travel Activity				\$773.26

Fleet Activity

Post Date	Tran Date	Reference Number	Transaction Description	Amount
01-09	01-09	24692164009109243933089	CHEVRON 0373623 DUBLIN CA P.O.S.: V000001000000 SALES TAX: 3.29	23.05
Total Fleet Activity				\$23.05

ACCT. NUMBER: 4485 9279 0004 8836	CALOPS
-----------------------------------	--------

INDIVIDUAL CARDHOLDER ACTIVITY

JULIE COLOMBERO 4485-9201-2888-3134	CREDITS \$0.00	PURCHASES \$2,202.30	CASH ADV \$0.00	TOTAL ACTIVITY \$2,202.30
---	--------------------------	--------------------------------	---------------------------	-------------------------------------

ACCOUNTING CODE:

Purchasing Activity

Post Date	Tran Date	Reference Number	Transaction Description	Amount
01-11	01-11	24204294011000206910028	FACEBK K5RYRVP462 650-5434800 CA P.O.S.: 420429000200589 SALES TAX: 0.00	75.00
01-11	01-10	24492164011000001808845	USERWAY.ORG USERWAY.ORG DE P.O.S.: opsntrhjnp2nl SALES TAX: 0.00	490.00
01-11	01-10	74481324011000000050652	WPML WANCHAI (FOREIGN CURRENCY) \$99.00 EUR 01/11 (RATE) 0.9112	108.65
01-11	01-10	74481324011000000050652	INTERNATIONAL TRANSACTION FEE	1.63
01-15	01-12	24204294012000228418074	FACEBK F8N8RV3562 650-5434800 CA P.O.S.: 420429000200589 SALES TAX: 0.00	75.00
01-15	01-14	24204294014000907392036	FACEBK KTHGJWF462 650-5434800 CA P.O.S.: 420429000200589 SALES TAX: 0.00	75.00
01-15	01-12	24692164012102091722063	GOOGLE *ADS9121351564 CC@GOOGLE.COM CA P.O.S.: P0Yd35u9 SALES TAX: 0.00	1.02
01-16	01-15	24204294015001107128039	FACEBK UYBTUVB462 650-5434800 CA P.O.S.: 420429000200589 SALES TAX: 0.00	75.00
01-17	01-16	24388864016008302939174	GETTYIMAGES INTERNET NY P.O.S.: 578900830293917 SALES TAX: 0.00	375.00
01-18	01-18	24204294018000307402035	FACEBK WPPPWW3562 650-5434800 CA P.O.S.: 420429000200589 SALES TAX: 0.00	125.00
01-22	01-21	24204294021000720939030	FACEBK N798UWK462 650-5434800 CA P.O.S.: 420429000200589 SALES TAX: 0.00	175.00
01-24	01-23	74208474023000008543915	YOUCANBOOK.ME BEDFORD	42.00
01-29	01-26	24204294026001907356035	FACEBK GLMQ8WB462 650-5434800 CA P.O.S.: 420429000200589 SALES TAX: 0.00	250.00
01-31	01-30	24492164030000027900201	PRWEB SERVICE.PRWEB VA P.O.S.: opsnvt2np32pe SALES TAX: 0.00	230.00
Total Purchasing Activity				\$2,098.30

Travel Activity

Post Date	Tran Date	Reference Number	Transaction Description	Amount
01-04	01-03	24906414003190748534967	PY *STOR IT CLOVIS 559-32 559-3249675 CA P.O.S.: 6594691ec34c423b3 SALES TAX: 8.32	104.00
Total Travel Activity				\$104.00

AMY PHILLIPS 4485-9201-3459-5177	CREDITS \$0.00	PURCHASES \$127.84	CASH ADV \$0.00	TOTAL ACTIVITY \$127.84
--	--------------------------	------------------------------	---------------------------	-----------------------------------

ACCOUNTING CODE:

ACCT. NUMBER: 4485 9279 0004 8836	CALOPS
-----------------------------------	--------

INDIVIDUAL CARDHOLDER ACTIVITY

Travel Activity

Post Date	Tran Date	Reference Number	Transaction Description	Amount
01-10	01-08	24013394009000896612333	ROUND TABLE PIZZA 939 209-5995188 CA P.O.S.: 709985862 SALES TAX: 0.00	127.84

Total Travel Activity \$127.84

LESLIE DOMBEK 4485-9201-4073-4588	CREDITS \$0.00	PURCHASES \$576.40	CASH ADV \$0.00	TOTAL ACTIVITY \$576.40
---	--------------------------	------------------------------	---------------------------	-----------------------------------

ACCOUNTING CODE:

Travel Activity

Post Date	Tran Date	Reference Number	Transaction Description	Amount
01-05	01-03	24431064004036568607951	ALASKA AIR 0272356860795 SEATTLE WA DOMBEK/LESLIE DEPART: 01-31-24 P.O.S.: SALES TAX: \$0.00 STS AS L SNA AS M STS	576.40

Total Travel Activity \$576.40

HAROLD RONEY 4485-9201-4885-6524	CREDITS \$0.00	PURCHASES \$2,209.96	CASH ADV \$0.00	TOTAL ACTIVITY \$2,209.96
--	--------------------------	--------------------------------	---------------------------	-------------------------------------

ACCOUNTING CODE:

Purchasing Activity

Post Date	Tran Date	Reference Number	Transaction Description	Amount
01-19	01-18	24011344019000003093000	EVENT* FAGEN FRIEDMAN WWW.CVENT.COM VA P.O.S.: opsntrrqbtthm SALES TAX: 0.00	1,270.00

Total Purchasing Activity \$1,270.00

Travel Activity

Post Date	Tran Date	Reference Number	Transaction Description	Amount
01-08	01-06	24466284006700044478879	BREEZE AIRWAFEJESB COTTONWOOD HE UT RONEY HAROLD DEPART: 01-31-24 P.O.S.: SALES TAX: \$0.00 PVU MX D SNA MX I PVU	289.98
01-24	01-23	24466284023700046416181	BREEZE AIRWAP7S5GW COTTONWOOD HE UT RONEY HAROLD DEPART: 02-08-24 P.O.S.: SALES TAX: \$0.00 PVU MX G SNA MX J PVU	323.99
01-24	01-23	24466284023700046418971	BREEZE AIRWAOB6K2K COTTONWOOD HE UT RONEY HAROLD DEPART: 02-29-24 P.O.S.: SALES TAX: \$0.00 PVU MX H SNA MX J PVU	325.99

Total Travel Activity \$939.96

DANIEL HERTZLER 4485-9201-5003-7583	CREDITS \$0.00	PURCHASES \$460.00	CASH ADV \$0.00	TOTAL ACTIVITY \$460.00
---	--------------------------	------------------------------	---------------------------	-----------------------------------

ACCOUNTING CODE:

ACCT. NUMBER: 4485 9279 0004 8836	CALOPS
-----------------------------------	--------

INDIVIDUAL CARDHOLDER ACTIVITY

Travel Activity

Post Date	Tran Date	Reference Number	Transaction Description	Amount
01-10	01-09	24164074009060170196705	NATIONAL CAR RENTAL SACRAMENTO CA 237870247	112.39
01-10	01-08	24692164009109426135221	TST* THE RIPON ROADHOUSE RIPON CA P.O.S.: 00100083015485147554aa SALES TAX: 0.00	72.28
01-10	01-08	24692164009109546249274	0962-LB MARCHE LONG BEACH CA P.O.S.: 171036 SALES TAX: 0.38	4.48
01-11	01-09	24055224010016000710115	LAZ PARKING 470179-SKI LONG BEACH CA P.O.S.: 00071011 SALES TAX: 3.44	37.00
01-11	01-09	24692164010100288913281	STARBUCKS TB SMF SACRAMENTO CA P.O.S.: 580669 SALES TAX: 0.00	10.13
01-11	01-09	24692164010100313110143	TOWNEPLACE SUITES NATO SACRAMENTO CA 58654 ARRIVAL: 01-08-24	192.38
Total Travel Activity				\$428.66

Fleet Activity

Post Date	Tran Date	Reference Number	Transaction Description	Amount
01-11	01-09	24122544010744003247005	ARCO#83059GREEN DESERT O SACRAMENTO CA P.O.S.: 00324700 SALES TAX: 0.00	31.34
Total Fleet Activity				\$31.34

ZANA KIDD 4485-9201-5911-2338	CREDITS \$0.00	PURCHASES \$370.00	CASH ADV \$0.00	TOTAL ACTIVITY \$370.00
---	--------------------------	------------------------------	---------------------------	-----------------------------------

ACCOUNTING CODE:

Purchasing Activity

Post Date	Tran Date	Reference Number	Transaction Description	Amount
01-30	01-29	24801974030690272043448	DISABILITY MANAGEMENT EM 800-789-3632 CA P.O.S.: 201127204344 SALES TAX: 26.61	370.00
Total Purchasing Activity				\$370.00

HEATHER TAMAYO 4485-9201-5987-5843	CREDITS \$0.00	PURCHASES \$3,774.86	CASH ADV \$0.00	TOTAL ACTIVITY \$3,774.86
--	--------------------------	--------------------------------	---------------------------	-------------------------------------

ACCOUNTING CODE:

Purchasing Activity

Post Date	Tran Date	Reference Number	Transaction Description	Amount
01-04	01-03	74083424003000010095911	GOWINSTON.AI MONTREAL BC	29.00
Total Purchasing Activity				\$29.00

Travel Activity

Post Date	Tran Date	Reference Number	Transaction Description	Amount
01-09	01-08	24765014009207388501056	WIND & SEA RESTAURANT DANA POINT CA	318.24
01-09	01-08	24801974008400188000013	THE STAND SAN JUAN CAPIS HTTPS://WWW.T CA P.O.S.: 160320589495001519 SALES TAX: 0.00	215.57
01-10	01-09	24692164009109546790558	PANERA BREAD #204140 O 949-498-2387 CA P.O.S.: 0000000000000000 SALES TAX: 0.00	227.17

ACCT. NUMBER: 4485 9279 0004 8836	CALOPS
-----------------------------------	--------

INDIVIDUAL CARDHOLDER ACTIVITY

Travel Activity

Post Date	Tran Date	Reference Number	Transaction Description	Amount
01-11	01-10	24251384010027018622097	BAGEL SHACK #3 - SAN JUAN SAN JUAN CAPI CA	48.25
01-11	01-11	24431064011083333131553	CHIPOTLE ONLINE 949-524-4000 CA P.O.S.: 5843 SALES TAX: 0.00	50.71
01-11	01-10	24492154010743055158219	GRUBHUBSURFINSOVLAKI GRUBHUB.COM NY P.O.S.: E0A46E20-AF24-18775851085 SALES TAX: 0.00	225.14
01-11	01-10	24692164010100294722536	PANERA BREAD #204140 O 949-498-2387 CA P.O.S.: 0000000000000000 SALES TAX: 0.00	150.35
01-12	01-11	24801974011400187000019	THE STAND SAN JUAN CAPIS HTTPS://WWW.T CA P.O.S.: 160678649495001519 SALES TAX: 0.00	265.40
01-15	01-13	24137464013100460038687	TST* LUPE'S DANA POINT 949-558-5430 CA P.O.S.: pSRnntprw1ZRDCiqi SALES TAX: 17.05	272.04
01-15	01-12	24251384012027019554784	BAGEL SHACK #3 - SAN JUAN SAN JUAN CAPI CA	39.98
01-15	01-12	24692164012101873452543	PANERA BREAD #204140 O 949-498-2387 CA P.O.S.: 0000000000000000 SALES TAX: 0.00	221.17
01-23	01-22	24801974022400181000038	THE STAND SAN JUAN CAPIS HTTPS://WWW.T CA P.O.S.: 162128979495001519 SALES TAX: 0.00	267.83
01-24	01-23	24251384023027018216341	BAGEL SHACK #3 - SAN JUAN SAN JUAN CAPI CA	60.30
01-24	01-23	24692164023100217263159	PANERA BREAD #204140 O 949-498-2387 CA P.O.S.: 0000000000000000 SALES TAX: 0.00	222.45
01-25	01-24	24137464024100400114959	TST* LUPE'S DANA POINT 949-558-5430 CA P.O.S.: f35831VcYI2hzV5D8 SALES TAX: 14.08	224.37
01-26	01-25	24801974025400184000040	THE STAND SAN JUAN CAPIS HTTPS://WWW.T CA P.O.S.: 162483709495001519 SALES TAX: 0.00	325.20
01-29	01-26	24239004026900013200023	I LOVE BAGELS MISSION VIEJO CA	39.75
01-29	01-25	24692164026102460564165	TST* EL ADOBE SAN JUAN CAPI CA P.O.S.: 00120539015721604556aa SALES TAX: 0.00	328.79
01-29	01-26	24692164026102573171825	PANERA BREAD #204140 O 949-498-2387 CA P.O.S.: 0000000000000000 SALES TAX: 0.00	243.15

Total Travel Activity \$3,745.86

HAZEL ENG 4485-9201-6164-2025	CREDITS \$0.00	PURCHASES \$15.00	CASH ADV \$0.00	TOTAL ACTIVITY \$15.00
---	--------------------------	-----------------------------	---------------------------	----------------------------------

ACCOUNTING CODE:

Purchasing Activity

Post Date	Tran Date	Reference Number	Transaction Description	Amount
01-15	01-12	24692164012102152510928	PARCHMENT-UNIV DOCS 480-719-1646 AZ P.O.S.: 0000000000000000 SALES TAX: 1.21	15.00

Total Purchasing Activity \$15.00

TIFFANY CARRASCO 4485-9201-6588-5331	CREDITS \$0.00	PURCHASES \$574.81	CASH ADV \$0.00	TOTAL ACTIVITY \$574.81
--	--------------------------	------------------------------	---------------------------	-----------------------------------

ACCOUNTING CODE:

ACCT. NUMBER: 4485 9279 0004 8836	CALOPS
-----------------------------------	--------

INDIVIDUAL CARDHOLDER ACTIVITY

Travel Activity

Post Date	Tran Date	Reference Number	Transaction Description	Amount
01-18	01-16	24692164017105617477133	WPY*BENTO BOX K ST SACRAMENTO CA P.O.S.: 686007306 SALES TAX: 0.00	40.24
01-19	01-17	24692164018106406245474	RESIDENCE INN DOWNTOWN SACRAMENTO CA 50539 ARRIVAL: 01-16-24	331.69
01-19	01-18	24941354018613912604942	HERTZ #0737911 VISALIA CA 912604943	125.64
Total Travel Activity				\$497.57

Fleet Activity

Post Date	Tran Date	Reference Number	Transaction Description	Amount
01-18	01-18	24692164018106029492743	CHEVRON 0091692 VISALIA CA P.O.S.: V000001000000 SALES TAX: 4.38	30.62
01-19	01-17	24122544018744006400603	ARCO#83840ASP PETROLEUM MANTECA CA P.O.S.: 00640060 SALES TAX: 0.00	46.62
Total Fleet Activity				\$77.24



8500 Balboa Blvd., Suite 140
 Northridge, CA 91325 US
 +1 8184740322
 info@charterimpact.com
 www.charterimpact.com

INVOICE

BILL TO

California Online Public
 Schools
 33272 Valle Road
 San Juan Capistrano, CA
 92675
 United States

INVOICE # 15652

DATE 03/01/2024

DUE DATE 03/31/2024

TERMS Net 30

ACTIVITY	QTY	RATE	AMOUNT
Business Mgmt. Business Management Services - Central Coast	1	1,621.00	1,621.00
Business Mgmt. Business Management Services - Central Valley	1	10,971.00	10,971.00
Business Mgmt. Business Management Services - Monterey	1	6,559.00	6,559.00
Business Mgmt. Business Management Services - North Bay	1	2,036.00	2,036.00
Business Mgmt. Business Management Services - NorCal	1	21,263.00	21,263.00
Business Mgmt. Business Management Services - SoCal	1	62,340.00	62,340.00

BALANCE DUE

\$104,790.00



BRANDASTIC
IGNITE YOUR POTENTIAL

Brandastic, Inc.
949.899.7340
3857 Birch Street, Suite 271
Newport Beach, CA 92660

Billed To	Date of Issue	Invoice Number	Amount Due (USD)
Julie Colombero	02/22/2024	1206971	\$21,000.00
California Online Public Schools	Due Date		
33271 Valle Road San Juan Capistrano, CA 92675	03/10/2024		

Description	Rate	Qty	Line Total
CCAS-1 CCAS-1 California Online Public Schools Revised Marketing Contract For March	\$21,000.00	1	\$21,000.00
Subtotal			21,000.00
Tax			0.00
Total			21,000.00
Amount Paid			0.00
Amount Due (USD)			\$21,000.00

Terms

If mailing live checks, please use the address noted above. Thank you

PRIVATE POLICY NOTICE: We will NOT share your information. Ever.



Procurify Technologies Inc.
 1-888-463-5254
 500-455 Granville Street
 Vancouver BC V6C 1T1
 Canada

Billed To	Date of Issue	Invoice Number	Amount Due (USD)
Accounts Payable	02/15/2024	0009196	\$24,600.00
California Online Public Schools Valle Road San Juan Capistrano, CA 92675 United States	Due Date 03/16/2024		

Description	Rate	Qty	Line Total
R: Procure To Pay Platform (LMM) \$2,000 per month - Includes: - 1 Domain - Up to 50 users - 3 Punchouts	\$2,000.00	12	\$24,000.00
R: Procure To Pay Platform (LMM) Discount \$4,800 Discount on the PTP Platform	-\$400.00	12	-\$4,800.00
R: Procurify Sage Intacct Integration \$3,000 Annual fee	\$250.00	12	\$3,000.00
R: Procurify Sage Intacct Integration Discount \$600 Discount to Annual fee	-\$50.00	12	-\$600.00
O: Procurify Implementation (LMM) Implementation (LMM) - \$200 per hour x 15 hours	\$3,000.00	1	\$3,000.00
	Subtotal		24,600.00
	Tax		0.00
	Total		24,600.00
	Amount Paid		0.00
	Amount Due (USD)		\$24,600.00

Notes

Terms

Payment due within 30 days of invoice date.

Procurify accepts the following forms of payment:

1. Wire Transfer - please send remittance details to ar@procurify.com
2. Credit Card - through FreshBooks Invoice
3. Check - please mail the check to address provided on invoice

If payment of an amount due on your account is not received by us by the required payment date specified by us, it will be considered a delinquent amount and will be subject to a late payment charge of 2% per month, calculated and compounded monthly on the delinquent amount (26.82% per year) from the date of the first invoice on which the delinquent amount appears until the date we receive such amount in full.



INVOICE

#387884

Contract
Start Date 12/7/2023
End Date 12/6/2024

Date 12/12/2023
Terms Net 30
Due Date 1/11/2024

BILL TO

California Online Public Schools
33272 Valle Rd
San Juan Capistrano CA 92675

PAYMENT METHODS

BANK INFORMATION

JPMorgan Chase Bank, NA
270 Park Ave.
New York, NY 10010

Account Name: Qualtrics, LLC
Account Number: 207865283
ABA Routing for ACH and Check: 124001545
ABA Routing for Wire: 021000021
SWIFT (International): CHASUS33
Please include the invoice number

PAPER CHECK

VIA USPS
Qualtrics LLC
Dept# 880102
P.O. Box 29650
Phoenix, AZ 85038-9650

VIA OVERNIGHT COURIER

JPMorgan Chase (AZ1-2170)
Attn: Qualtrics, LLC/880102
2108 E Elliot Rd
Tempe, AZ 85284

QUALTRICS LLC

333 W RIVER PARK DR
PROVO, UT 84604

invoices@qualtrics.com
Tax ID: 45-4964116

DESCRIPTIONS

Employee Experience

- EX Use Case
- Employees - EX Foundational
- Employees - Lifecycle

CoreXM Custom Implementation (Qualtrics Partner Isobar Public Sector will deliver Implementation. Qualtrics will invoice on behalf of Isobar Public Sector.)

EX Custom Implementation (Qualtrics Partner Isobar Public Sector will deliver Implementation. Qualtrics will invoice on behalf of Isobar Public Sector.)

DesignXM Additional Responses

DesignXM

DesignXM Users

DesignXM Enterprise Responses

SUBTOTAL USD \$38,000.00

AMOUNT REMAINING USD \$38,000.00

Coversheet

Approval of Check Registry (attached)

Section: IV. Consent Items
Item: D. Approval of Check Registry (attached)
Purpose: Vote
Submitted by:
Related Material: CalOPS Check Register fo March Board Meeting.pdf

California Online Public Schools Southern California

Check Register

For the period ended January 31, 2024

Check Number	Vendor Name	Transaction Description	Check Date	Check Amount
10316	Charter Impact	Business Mgmt Svcs - 01/24	1/8/2024	\$ 105,240
10317	A-1 Self Storage	Storage Rental - 01/08/24 - 07/07/24	1/12/2024	3,744
10318	Accelerate Education Incorporated	Enrichment Svcs - 2023-2024 online (4150)	1/12/2024	147,665
10319	Brandastic, Inc.	Licence - Contract - 2nd of 2 20% Payments	1/12/2024	34,800
10320	Branche Jones	Consulting Svcs - 12/23	1/12/2024	4,000
10321	Capistrano Unified School District	Oversight Fees - 11/23	1/12/2024	47,071
10322	Crown Facility Solutions Inc	Janitorial Svcs - 01/24	1/12/2024	1,296
10323	FeldCare Connects	SpEd Svcs - 11/23 - 12/23	1/12/2024	300
10324	Law Offices of Michelle Won	Legal Svcs - 12/23	1/12/2024	825
10325	Notable Inc	Licence - 12 Months	1/12/2024	99
10326	Oxford Consulting Services Inc.	SpEd Svcs - 10/23	1/12/2024	114,788
10327	Qualtrics LLC	Licence - 12/07/23 - 12/06/24	1/12/2024	1,500
10328	San Diego Gas & Electric	Utility Svcs - 10/03/23 - 10/31/23	1/12/2024	2,085
10329	Scribbles Software	Licence - 01/01/24 - 12/31/24	1/12/2024	11,500
10330	T-Mobile	Communication Svcs - 11/21/23 - 12/20/23	1/12/2024	679
10331	T-Mobile	Communication Svcs - 11/21/23 - 12/20/23	1/12/2024	2,944
10332	Law Offices of Young, Minney & Corr LLP	Legal Svcs - 12/23	1/12/2024	6,075
10333	Brandastic, Inc.	Marketing - Annual Website Hosting	1/19/2024	420
10334	CE Mechanical Inc	HVAC Repairs - 4rd Quarter 2023 Maintenance	1/19/2024	281
10335	Community Therapy Services	SpEd Svcs - 09/23	1/19/2024	2,320
10336	Corodata Records Management Inc.	Document Storage Mgmt - 12/01/23 - 12/31/23	1/19/2024	197
10337	Effectual Educational Consulting Services	SpEd Svcs - 10/23	1/19/2024	32,533
10338	El Paseo Childrens Center Inc.	SpEd Svcs - 10/23	1/19/2024	242,528
10339	Sarah Franks	Reimb - 01/07/24 - 01/10/24	1/19/2024	351
10340	Yessenia Gaines	Reimb - 12/01/23 - 12/15/23	1/19/2024	72
10341	Kristina Meredith	Reimb - 01/08/24 - 01/10/24	1/19/2024	168
10342	Milestones Therapy Group, A Prof. SLP Corporation	SpEd Svcs - 09/23	1/19/2024	99,144
10343	Netrix	Professional Svcs - 01/24	1/19/2024	3,080
10344	Candace Niboli	Reimb - 01/08/24 - 01/10/24	1/19/2024	54
10345	Josue Perez	Reimb - 01/07/24 - 01/10/24	1/19/2024	142
10346	Philadelphia Insurance Companies	Insurance - 01/24	1/19/2024	16,399
10347	Pitney Bowes Global Financial Services LLC	Late Fees	1/19/2024	48
10348	Catherine Schwartz	Reimb - 01/07/24 - 01/10/24	1/19/2024	218
10349	Elizabeth Shannon	Reimb - 10/10/24	1/19/2024	78
10350	Stanford Sierra Youth & Families	SpEd Svcs - 09/23	1/19/2024	99,330
10351	Lyndsie Williams	Reimb - 01/08/24 - 01/10/24	1/19/2024	143
10352	Jannel Wyant	Reimb - 01/08/24 - 01/10/24	1/19/2024	136
10353	Law Offices of Young, Minney & Corr LLP	Legal Svcs - 12/23 SpEd	1/19/2024	488
10354	IXL Learning Inc	Licence - (700) Students	1/23/2024	16,800
10355	Adapted Childs Play LLC	SpEd Svcs - 11/23	1/25/2024	550
10356	AT&T	Communication Svcs - 01/07/24 - 02/07/24	1/25/2024	1,074
10357	AT&T	Communication Svcs - 01/07/24 - 02/06/24	1/25/2024	531
10358	Samantha Canto	Reimb - 01/07/24 - 01/10/24	1/25/2024	323
10359	CE Mechanical Inc	HVAC Repairs - 12/23	1/25/2024	281
10360	Corodata Shredding Inc	Shredding Svcs - 12/11/23	1/25/2024	39
10361	Department of Justice	Fingerprinting Svcs - 12/23	1/25/2024	32
10362	FeldCare Connects	SpEd Svcs - 11/23 - 12/23	1/25/2024	300
10363	The Hartford	Workers Compensation Ins - 7/1/23-7/1/24 - 17143054 4 Pay	1/25/2024	55,566
10364	Headstand	Consulting Svcs - January 2024 Retainer	1/25/2024	18,000
10365	Incident IQ, LLC	License - 02/01/24 - 10/08/24	1/25/2024	2,994
10366	Kellogg West Conference Center	Facility Rental - 04/22/24 - 04/26/24	1/25/2024	VOID
10367	Netrix	Professional Svcs - 11/01/23 - 11/30/23	1/25/2024	3,080
10369	PC Connection Sales Corp	12.9 iPadPro WiFi 256GB (3) - Credit	1/25/2024	309
10370	Pearson Virtual Schools USA	SpEd Svcs	1/25/2024	6,230
10371	San Diego Gas & Electric	Utilities - 12/01/23 - 01/02/24	1/25/2024	1,198
10372	Santa Margarita Water District	Water Svcs - 12/05/23 - 01/09/24	1/25/2024	217
10373	Sean Van Busse	Reimb - 01/11/24 - 01/12/24	1/25/2024	130
10374	Phil Wenker	Reimb - 01/10/24 - 01/12/24	1/25/2024	140
10375	April Yi	Reimb - 01/11/24 - 01/12/24	1/25/2024	121
10376	Zachary Bennett	Reimb - 01/22/24 - 01/23/24	1/31/2024	83
10377	Brandastic, Inc.	Marketing - 02/24	1/31/2024	21,000
10378	CE Mechanical Inc	HVAC Repairs - 01/24	1/31/2024	295
10379	Crown Facility Solutions Inc	Janitorial Supplies	1/31/2024	50
10380	Shawn Dunkley	Reimb - 01/17/24	1/31/2024	143
10381	Sehar Ellahi	Reimb - 12/12/23	1/31/2024	103
10382	Every Special Child LLC	SpEd Svcs - 11/23	1/31/2024	12,758
10383	Chloe Farris	Reimb - 01/22/24 - 01/23/24	1/31/2024	108

California Online Public Schools Southern California

Check Register

For the period ended January 31, 2024

Check Number	Vendor Name	Transaction Description	Check Date	Check Amount
10384	FeldCare Connects	SpEd Svcs - 01/24	1/31/2024	300
10385	The Great Books Foundation	Textbooks - 1 Year	1/31/2024	5,250
10386	Kristen Hager	Reimb - 01/07/24 - 01/12/24	1/31/2024	468
10387	Hilton Garden Inn - Fontana	Facility Rental - 04/29/24 - 05/02/24	1/31/2024	4,380
10388	PC Connection Sales Corp	15.6 Inch Monitor - Credit	1/31/2024	11,613
10389	Pearson Virtual Schools USA	SpEd Svcs - 01/24	1/31/2024	5,830
10390	Pitney Bowes Bank Inc Purchase Power	Postage - 12/14/23 - 12/17/23	1/31/2024	1,526
10391	School Services of California Inc.	Consulting Svcs - 12/06/23	1/31/2024	325
10392	Robert Sima	Reimb - 01/22/24 - 01/23/24	1/31/2024	98
10393	TinyEye Therapy Services	SpEd Svcs - 10/23	1/31/2024	6,696
10394	TTC4SUCCESS	SpEd Svcs - 12/23	1/31/2024	61,113
10395	US Bank Equipment Finance	Equipment Lease - 01/08/24 - 02/08/24	1/31/2024	1,051
10396	Sean Van Busse	Reimb - 01/22/24 - 01/23/24	1/31/2024	130
10397	Zoom Video Communications Inc	Communication Svcs - 01/19/24 - 01/19/25	1/31/2024	1,635
ACH	Chase Bank	Bank Fee	1/16/2024	223
ACH	JP Morgan Chase - Credit Card	CC Pmt - 01/24/24	1/24/2024	38,163

Total Disbursements Issued in January \$ 1,155,008

California Online Public Schools Academy Central Valley

Check Register

For the period ended January 31, 2024

Check Number	Vendor Name	Transaction Description	Check Date	Check Amount
40033	El Paseo Childrens Center Inc.	SpEd Svcs - 10/23	1/12/2024	\$ 45,725
40034	Holiday Inn Express Porterville	Facility Rental - 01/03/24	1/12/2024	1,000
40035	Oxford Consulting Services Inc.	SpEd Svcs - 11/23	1/12/2024	2,266
40036	Community Therapy Services	SpEd Svcs - 09/23	1/19/2024	299
40037	Effectual Educational Consulting Services	SpEd Svcs - 10/23	1/19/2024	5,969
40038	El Paseo Childrens Center Inc.	SpEd Svcs - 09/23	1/19/2024	2,460
40039	Pearson Virtual Schools USA	SpEd Svcs	1/25/2024	1,780
40040	Anthony Community Center	Facility Rental - 03/21/24	1/31/2024	64
40041	Bishop Elks Park	Facility Rental - 05/13/24	1/31/2024	1,500
40042	Pearson Virtual Schools USA	SpEd Svcs - 01/24	1/31/2024	1,780
40043	TinyEye Therapy Services	SpEd Svcs - 11/23	1/31/2024	2,156
ACH	Chase Bank	Bank Fee	1/16/2024	<u>77</u>

Total Disbursements Issued in January \$ 65,076

California Online Public Schools Northern California

Check Register

For the period ended January 31, 2024

Check Number	Vendor Name	Transaction Description	Check Date	Check Amount
60083	Squeaky Clean	Janitorial Svcs - 11/08/23 - 12/05/23	1/4/2024	VOID
60085	Squeaky Clean	Janitorial Svcs - 11/08/23 - 12/05/23	1/4/2024	\$ 1,700
60086	Courtyard by Marriot San Francisco Airport	Facility Rental - 04/29/24 - 05/03/24	1/8/2024	6,373.40
60087	GreenWorks Commerical Janitorial Services	Janitorial Svcs - 12/23	1/8/2024	1,067.00
60088	Alhambra	Drinking Water - 12/23	1/12/2024	61.45
60089	Brady Industries	Office Supplies	1/12/2024	536.09
60090	California Labor Law Poster Service	Office Supplies	1/12/2024	79.50
60091	Charter Communications	Communications - 12/01/23 - 12/31/23 - Credit Balance	1/12/2024	199.97
60092	El Paseo Childrens Center Inc.	SpEd Svcs - 10/23	1/12/2024	63,393.71
60093	GreenWorks Commerical Janitorial Services	Janitorial Svcs - 01/24	1/12/2024	1,188.50
60094	Oxford Consulting Services Inc.	SpEd Svcs - 11/23	1/12/2024	6,956.93
60095	Pitney Bowes Global Financial Services LLC	Postage Machine Lease - 12/30/23 - 03/29/24	1/12/2024	283.57
60096	California State University, East Bay	Facility Rental - 05/20/24 - 05/24/24	1/19/2024	4,450.00
60097	Center for Accessible Technology	SpEd Svcs - 11/23	1/19/2024	223.50
60098	Community Therapy Services	SpEd Svcs - 10/23	1/19/2024	3,102.50
60099	Effectual Educational Consulting Services	SpEd Svcs - 10/23	1/19/2024	15,773.00
60100	Lodi Hospitality LLC	Facility Rental	1/19/2024	8,660.00
60101	Law Offices of Young, Minney & Corr LLP	Legal Svcs - 12/23 SpEd	1/19/2024	292.50
60102	Holiday Inn Express	Facility Rental - 04/22/24 - 04/26/23	1/25/2024	1,629.38
60103	Pearson Virtual Schools USA	SpEd Svcs	1/25/2024	3,290.00
60104	The Phillips Academy	SpEd Svcs - 12/23	1/25/2024	5,073.75
60105	Teamwork Speech Therapy Inc	SpEd Svcs - 12/23	1/25/2024	600.00
60106	Alvin Medina	Photography Svcs	1/31/2024	500.00
60107	TinyEye Therapy Services	SpEd Svcs - 12/23	1/31/2024	766.66
ACH	Modesto Irrigation District	Utilities	1/25/2024	183.50
Total Disbursements Issued in January				\$ 126,385

California Online Public Schools Academy North Bay

Check Register

For the period ended January 31, 2024

Check Number	Vendor Name	Transaction Description	Check Date	Check Amount
30018	El Paseo Childrens Center Inc.	SpEd Svcs - 10/23	1/12/2024	\$ 3,674
30019	Oxford Consulting Services Inc.	SpEd Svcs - 11/23	1/12/2024	990
30020	Youth Ag & Leadership Foundation of Sonoma Co	Physical Fitness Testing - 03/19/24	1/12/2024	915
30021	Community Therapy Services	SpEd Svcs - 10/23	1/19/2024	405
30022	Effectual Educational Consulting Services	SpEd Svcs - 10/23	1/19/2024	83
Total Disbursements Issued in January				\$ <u>6,066</u>

California Online Public Schools Monterey Bay

Check Register

For the period ended January 31, 2024

Check Number	Vendor Name	Transaction Description	Check Date	Check Amount
20023	El Paseo Childrens Center Inc.	SpEd Svcs - 10/23	1/12/2024	\$ 22,911
20024	Oxford Consulting Services Inc.	SpEd Svcs - 11/23	1/12/2024	3,317
20025	Scotts Valley Unified School District	Oversight Fees 2022-23, Admin Cost	1/12/2024	57,528
20026	Effectual Educational Consulting Servi	SpEd Svcs - 10/23	1/19/2024	4,897
20027	Pearson Virtual Schools USA	SpEd Svcs	1/25/2024	350
20028	Veterans Memorial Campground	Facility Rental - 03/19/24	1/25/2024	85

Total Disbursements Issued in January \$ 89,088

California Online Public Schools Central Coast

Check Register

For the period ended January 31, 2024

Check Number	Vendor Name	Transaction Description	Check Date	Check Amount
70014	El Paseo Childrens Center Inc.	SpEd Svcs - 10/23	1/12/2024	\$ 8,381
70015	Oxford Consulting Services Inc.	SpEd Svcs - 11/23	1/12/2024	463
70016	City of San Luis Obispo	Permit	1/19/2024	44
70017	Effectual Educational Consulting S	SpEd Svcs - 10/23	1/19/2024	510
ACH	Chase Bank	Bank Fee 12/23	1/4/2024	95

Total Disbursements Issued in January \$ 9,493

Coversheet

Ratification of Special Education Service Contracts (attached)

Section: IV. Consent Items
Item: E. Ratification of Special Education Service Contracts (attached)
Purpose: Vote
Submitted by:
Related Material:
Fully Executed SpED Addenda for 2024-03-05 Board Meeting (No New Contracts).pdf



**Addendum to Master Contract
School Year: 2023-2024**

The purpose of this document is to make known certain items regarding the Nonpublic, Nonsectarian School/Agency Services Master Contract **2023-2024** between **California Online Public Schools, dba California Connections Academy** and **Oxford Consulting Services, Inc.**

In consideration of the mutual promises herein, the parties, intending to be legally bound, hereby agree that the following constitutes additional terms and conditions to the stated contract. These services will be designated to California Online Public School's students for the **2023-2024**.

Oxford Consulting Services, Inc. has agreed to extend services to include **Group Counseling Services at an hourly rate of \$175.00 per group.**

The parties reaffirm that, other than what is stated in this addendum and the addendum fully executed on November 17, 2023, no other terms or conditions of the above-mentioned original contract have been modified, negated, or amended.

DocuSigned by:
Christina Russi
C79AA65C2D84420...
Signature: _____
Printed Name: Christina Russi
Title: Oxford Consulting Services
NPA/S: 2/9/24
Dated: 2/9/2024

DocuSigned by:
LaChelle Carter
53EF3C0EE6DA47E...
Signature: _____
Printed Name: LaChelle Carter
Title: Director of Finance
LEA: California Online Public Schools
Dated: 2/7/2024



Addendum to Master Contract
School Year: 2023-2024

The purpose of this document is to make known certain items regarding the Master Contract **2023-2024** between **California Online Public Schools, dba California Connections Academy** and **Community Therapy Services, LLC**.


In consideration of the mutual promises herein, the parties, intending to be legally bound, hereby agree that the following constitutes additional terms and conditions to the stated contract, effective **2023-2024** school year.

Invoice Procedures: All invoices are to be submitted to the CalOPS Finance Team by email addressed to sped-finance@californiaops.org. Invoices will include the name of the student, type of service performed, name of the provider that supplied the service, rate of service, date of service, and time expended by the provider in performing the services. All services provided will be invoiced in fifteen (15) minute increments (rounding down for 1-7 minutes and up for 8-15 minutes) once the minimum charge, where applicable, has been billed.

The parties reaffirm that, other than what is stated in this addendum, no other terms or conditions of the above-mentioned original contract have been modified, negated, or amended.

Signature:  _____
Printed Name: Melanie Criss
Title: Owner

Non-NPA/S: Community Therapy Services
Dated: 2/15/2024

Signature:  _____
Printed Name: LaChelle Carter
Title: Director of Finance

LEA: California Online Public Schools
Dated: 2/15/2024




**Addendum to Master Contract
School Year: 2023-2024**

The purpose of this document is to make known certain items regarding the Nonpublic, Nonsectarian School/Agency Services Master Contract **2023-2024** between **California Online Public Schools, dba California Connections Academy** and **El Paseo Children's Center, Inc.**

In consideration of the mutual promises herein, the parties, intending to be legally bound, hereby agree that the following constitutes additional terms and conditions to the stated contract. These services will be designated to California Online Public School's students for the **2023-2024** school year effective **January 8, 2024.**

El Paseo has agreed to extend services to include Administrative Psychologist services at an hourly rate of \$120.00, which includes development of Assessment Plans and contacting families with student of concern for checking-in and follow-up.

The parties reaffirm that, other than what is stated in this addendum, no other terms or conditions of the above-mentioned original contract have been modified, negated, or amended.

DocuSigned by:
Signature:  _____
702C6223BAEC4D2...
Printed Name: Brent Cooper
Title: El Paseo Children's Center. Inc.
NPA/S: 2/26/2024
Dated: 2/26/2024

DocuSigned by:
Signature:  _____
53EF3C0EE6DA47E...
Printed Name: LaChelle Carter
Title: Director of Finance
LEA: California Online Public Schools
Dated: 2/26/2024

Coversheet

Approval of Time and Effort Policy (attached)

Section: IV. Consent Items
Item: F. Approval of Time and Effort Policy (attached)
Purpose: Vote
Submitted by:
Related Material: CalOps USD Time and Effort Policy and Procedures_Proposed.pdf

California Online Public Schools Time and Effort Policy and Procedures

Federal law requires employees funded with restricted programs to complete timesheets to support Time Accounting documentation. Recipients of federal grants are required to implement internal controls that safeguard the integrity of their programs to achieve intended results. Time documentation is required to ensure that the district is properly charging salaries and wages that are reasonable, necessary, and allowable in accordance with applicable program requirements. The Federal Education Department General Administrative Regulations (EDGAR) requires all employees who are fully or partially funded by federal programs to prepare and maintain time documentation.

PROGRAM/SITE MANAGER RESPONSIBILITIES

Each program/site manager must ensure that all federally funded employees and their supervisors are familiar with the time documentation guidelines and are complying with these requirements. *This includes training school staff* who are paid all or in part with federal funds on the basic purpose and intent of each federal program and why they are being paid, all or in part, with federal funds. Please review the Employee Guidelines outlined below.

EMPLOYEE GUIDELINES

All employees who are fully or partially funded by federal categorical funds must complete their time documentation on the approved forms. The type of documentation required depends on how the employee is funded and how many different grant activities (cost objectives) are assigned. Semi-annual or monthly reports are completed after the work period. Examples of categorically funded employees include instructional aides; teachers, resource teachers; parent liaisons, and many other classified and certificated employees.

There are three time-accounting forms used, depending on funding sources, work activities and schedule. Employees must fill out only one form that fits their position. The time accounting form must be certified by the proper designees (i.e. employee and/or supervisor). The employee's supervisor must have direct knowledge of the employee's activities.

TIME ACCOUNTING FORMS: SEMI-ANNUAL CERTIFICATION AND PERSONNEL ACTIVITY REPORT (PAR)

SEMI-ANNUAL CERTIFICATION for EMPLOYEES FUNDED 100% WITH ONE RESOURCE (See attached Exhibit A)

If an employee works 100% on one activity and is paid through one federal funding source only, (for example an instructional aide or resource teacher that is working at one school site or multiple sites with predetermined allocations and working on one goal on a set schedule), they will sign this form (see attached exhibit A) twice a year, which is submitted after each six-month work period. These will be completed in January for the July-December work period, and again in June for the January-June work period.

PERSONNEL ACTIVITY REPORT (PAR) - Calendar for Multiple Funding and Multiple Cost Objectives (see attached Exhibit B)

If an employee's work schedule varies daily or throughout the month, and/or the employee works at multiple sites with variable allocations, the employee should document their daily work schedule through a personnel activity report (PAR). The PAR (see attached exhibit B) should identify each program for which work was performed and the daily time dedicated to each program. The total documented time should account for the total activity for which each employee is compensated.

All multi-funded, multiple cost objective employees must complete PARs on a monthly basis.

REQUIRED REVIEW AND APPROVAL CYCLE:

Personnel Activity Report (PAR): After the last day of each month, the employee signs and submits their PAR completed, to their supervisor for review. The supervisor must date and sign the PAR after the end of the month and submit by the 10th of the following month. PARs should be signed or submitted by the last day of the following month.

RECONCILIATION PROCESS

Semi Annual Certification:

1. Program managers will collect the Semi-Annual Certification form from all employees that are required to complete it and ensure that all forms received are complete; verify the single cost objective; and provide copies to the Finance department.
2. The Finance department reviews each semi-annual and compares it to the actual payroll expenditure ledger to confirm semi-annual certification agrees with the budgeted funding distribution. Managers are notified of discrepancies between resource allocation and time on semi-annual forms.
3. Any differences between the payroll distribution and actual duties performed must be adjusted unless the difference is within the de minimis benefit rule.

Personnel Activity Report (PAR):

1. Program managers will collect the PAR form from all employees that are required to complete it and ensure that all forms are received are complete, and provide copies to the Finance department.
2. The Finance department reviews each PAR and compares it to the actual payroll expenditure ledger to confirm reported time activity agrees with the budgeted funding distribution. Managers are notified of discrepancies between resource allocation and time on calendars.
3. Any differences between the payroll distribution and actual duties performed must be adjusted unless the difference is within the de minimis benefit rule.
4. Reconciliation occurs quarterly in July, October, January and April, to coincide with each budget or actuals reporting period.

RECORD RETENTION

All semi-annual certifications and PARs are filed in a binder by Fiscal Year and are retained in the District for a period of 5 years.

California Online Public Schools Semiannual Certification Personnel with Single Cost Objective and One Resource

Employee Name: _____

School/Site: _____

Position: _____

Job description: _____

Single Cost Objective

This individual is budgeted and worked solely in the following program for the preceding six-month period.		
<u>Work Period</u>	<u>Program Name</u>	<u>Resource Code</u>
_____ To _____	_____	_____

Certification: I hereby certify that this report is an after-the-fact determination of actual effort expended for the period indicated and that I have full knowledge of 100 percent of these activities.

Signature of Employee: _____ Date: _____

AND

Supervisor's Signature: _____ Date: _____

Supervisor's Name: _____ Supervisor's Title: _____

(Project Directors/Coordinators are required to maintain these time sheets for a period of five years)

Exhibit B

**California Online Public Schools
Semiannual Certification for Multi-Funded Personnel with
Single Cost Objective and Fixed Schedules
(Requires Substitute Time Accounting Certification)**

Employee Name: _____

School/Site: _____

Position: _____

Job description: _____

Single Cost Objective

This individual is budgeted and worked in the following programs for the preceding six-month period.			
<u>Work Period</u>	<u>% of Time</u>	<u>Program Name</u>	<u>Resource No.</u>
_____	_____	_____	_____
To _____	_____	_____	_____
_____	_____	_____	_____

Certification: I hereby certify that this report is an after-the-fact determination of actual effort expended for the period indicated and that I have full knowledge of 100 percent of these activities.

Signature of Employee: _____ Date: _____

AND

Supervisor's Signature: _____ Date: _____

Supervisor's Name: _____ Supervisor's Title: _____

(Project Directors/Coordinators are required to maintain these time sheets for a period of five years)

Coversheet

Approval of Second Interims (attached)

Section: V. Action Items
Item: A. Approval of Second Interims (attached)
Purpose: Vote
Submitted by:
Related Material: COPS Cent Coast Second Interim 23-24_Cert Page_Please Sign.pdf
COPS Cent Coast Second Interim 23-24.xlsx
COPS NorCal Second Interim 23-24_Cert page.pdf
COPS NorCal Second Interim 23-24.xlsx
COPS Central Valley Second Interim 23-24_Cert Page.pdf
COPS Central Valley Second Interim 23-24.xlsx
COPS North Bay Second Interim 23-24_Cert Page_Please Sign.pdf
COPS North Bay Second Interim 23-24.xlsx
COPS SoCal Second Interim 23-24 Cert Page.pdf
COPS SoCal Second Interim 23-24.xlsx
COPS Mont Bay Second Interim 23-24_Cert Page_Please Sign.pdf
COPS Mont Bay Second Interim 23-24.xlsx

**CHARTER SCHOOL 2023/24 Second Interim Report
FINANCIAL REPORT -- ALTERNATIVE FORM
Actuals through January 31, 2024**

CHARTER SCHOOL CERTIFICATION

Charter School Name: California Connections Academy Central Coast
CDS #: 42-75010-0138891
Charter Approving Entity: Cuyama Joint Unified School Dis
County: Santa Barbara
Charter #: 2031

To the entity that approved the charter school:

() 2023/24 CHARTER SCHOOL SECOND INTERIM FINANCIAL REPORT -- ALTERNATIVE FORM: This report has been approved, and is hereby filed by the charter school pursuant to *Education Code* Section 47604.33(a)(3).

Signed: _____ Date: _____
Charter School Official

Printed
Name: LaChelle Carter Title: Director of Finance

To the County Superintendent of Schools:

() 2023/24 CHARTER SCHOOL SECOND INTERIM FINANCIAL REPORT -- ALTERNATIVE FORM: This report is hereby filed with the County Superintendent pursuant to *Education Code* Section 47604.33(a)(3).

Signed: _____ Date: _____
Authorized Representative of
Charter Approving Entity

Printed
Name: _____ Title: _____

For additional information on the SECOND Interim Report, please contact:

For Approving Entity:
Theresa King
Name
Business Manager
Title
661-766-4104
Telephone
tking@cuyamaunified.org
E-mail address

For Charter School:
LaChelle Carter
Name
Director of Finance
Title
949-245-7177
Telephone
lacarter@calca.connectionsacademy.org
E-mail address

Notice

The following file is attached to this PDF. You will need to open this packet in an application that supports attachments to pdf files, e.g. [Adobe Reader](#):

COPS Cent Coast Second Interim 23-24.xlsx

**CHARTER SCHOOL 2023/24 Second Interim Report
FINANCIAL REPORT -- ALTERNATIVE FORM
Actuals through January 31, 2024**

CHARTER SCHOOL CERTIFICATION

Charter School Name: California Connections Academy Northern California
CDS #: 39-68650-0125849
Charter Approving Entity: Ripon Unified School District
County: San Joaquin
Charter #: 1398

To the entity that approved the charter school:

(x) 2023/24 CHARTER SCHOOL SECOND INTERIM FINANCIAL REPORT -- ALTERNATIVE FORM: This report has been approved, and is hereby filed by the charter school pursuant to *Education Code* Section 47604.33(a)(3).

Signed: _____ Date: _____
Charter School Official

Printed
Name: LaChelle Carter Title: Director of Finance

To the County Superintendent of Schools:

() 2023/24 CHARTER SCHOOL SECOND INTERIM FINANCIAL REPORT -- ALTERNATIVE FORM: This report is hereby filed with the County Superintendent pursuant to *Education Code* Section 47604.33(a)(3).

Signed: _____ Date: _____
Authorized Representative of
Charter Approving Entity

Printed
Name: _____ Title: _____

For additional information on the SECOND Interim Report, please contact:

For Approving Entity:
Michelle Harmon
Name
Chief Business Official
Title
209-293-1985
Telephone
mharmon@riponusd.net
E-mail address

For Charter School:
LaChelle Carter
Name
Director of Finance
Title
949-245-7177
Telephone
lacarter@calca.connectionsacademy.org
E-mail address

Notice

The following file is attached to this PDF. You will need to open this packet in an application that supports attachments to pdf files, e.g. [Adobe Reader](#):

COPS NorCal Second Interim 23-24.xlsx

**CHARTER SCHOOL 2023/24 Second Interim Report
FINANCIAL REPORT -- ALTERNATIVE FORM
Actuals through January 31, 2024**

CHARTER SCHOOL CERTIFICATION

Charter School Name: California Connections Academy Central Valley
CDS #: 54-71803-0112458
Charter Approving Entity: Alpaugh Unified School District
County: Tulare
Charter #: 804

To the entity that approved the charter school:

(x) 2023/24 CHARTER SCHOOL SECOND INTERIM FINANCIAL REPORT -- ALTERNATIVE FORM: This report has been approved, and is hereby filed by the charter school pursuant to *Education Code* Section 47604.33(a)(3).

Signed: _____ Date: _____
Charter School Official

Printed
Name: LaChelle Carter Title: Director of Finance

To the County Superintendent of Schools:

() 2023/24 CHARTER SCHOOL SECOND INTERIM FINANCIAL REPORT -- ALTERNATIVE FORM: This report is hereby filed with the County Superintendent pursuant to *Education Code* Section 47604.33(a)(3).

Signed: _____ Date: _____
Authorized Representative of
Charter Approving Entity

Printed
Name: _____ Title: _____

For additional information on the SECOND Interim Report, please contact:

For Approving Entity:
Troy Hayes
Name
Superintendent
Title
559-949-8413
Telephone
thayes@alpaugh.k12.ca.us
E-mail address

For Charter School:
LaChelle Carter
Name
Director of Finance
Title
949-245-7177
Telephone
lacarter@calca.connectionsacademy.org
E-mail address

Notice

The following file is attached to this PDF. You will need to open this packet in an application that supports attachments to pdf files, e.g. [Adobe Reader](#):

COPS Central Valley Second Interim 23-24.xlsx

**CHARTER SCHOOL 2023/24 Second Interim Report
FINANCIAL REPORT -- ALTERNATIVE FORM
Actuals through January 31, 2024**

CHARTER SCHOOL CERTIFICATION

Charter School Name: California Connections Academy North Bay
CDS #: 17-64055-0129601
Charter Approving Entity: Middletown Unified School Distri
County: Lake
Charter #: 1653

To the entity that approved the charter school:

() 2023/24 CHARTER SCHOOL SECOND INTERIM FINANCIAL REPORT -- ALTERNATIVE FORM: This report has been approved, and is hereby filed by the charter school pursuant to *Education Code* Section 47604.33(a)(3).

Signed: _____ Date: _____
Charter School Official

Printed
Name: LaChelle Carter Title: Director of Finance

To the County Superintendent of Schools:

() 2023/24 CHARTER SCHOOL SECOND INTERIM FINANCIAL REPORT -- ALTERNATIVE FORM: This report is hereby filed with the County Superintendent pursuant to *Education Code* Section 47604.33(a)(3).

Signed: _____ Date: _____
Authorized Representative of
Charter Approving Entity

Printed
Name: _____ Title: _____

For additional information on the SECOND Interim Report, please contact:

For Approving Entity:
Julie Alves
Name
Director of Business Services
Title
707-987-1400
Telephone
Julie.alves@middletownusd.org
E-mail address

For Charter School:
LaChelle Carter
Name
Director of Finance
Title
949-245-7177
Telephone
lacarter@calca.connectionsacademy.org
E-mail address

Notice

The following file is attached to this PDF. You will need to open this packet in an application that supports attachments to pdf files, e.g. [Adobe Reader](#):

COPS North Bay Second Interim 23-24.xlsx

**CHARTER SCHOOL 2023/24 Second Interim Report
FINANCIAL REPORT -- ALTERNATIVE FORM
Actuals through January 31, 2024**

CHARTER SCHOOL CERTIFICATION

Charter School Name: California Connections Academy Southern California
CDS #: 30-66464-0106765
Charter Approving Entity: Capistrano Unified
County: Orange
Charter #: 664

To the entity that approved the charter school:

(x) 2023/24 CHARTER SCHOOL SECOND INTERIM FINANCIAL REPORT -- ALTERNATIVE FORM: This report has been approved, and is hereby filed by the charter school pursuant to *Education Code* Section 47604.33(a)(3).

Signed: _____ Date: _____
Charter School Official

Printed
Name: LaChelle Carter Title: Director of Finance

To the County Superintendent of Schools:

() 2023/24 CHARTER SCHOOL SECOND INTERIM FINANCIAL REPORT -- ALTERNATIVE FORM: This report is hereby filed with the County Superintendent pursuant to *Education Code* Section 47604.33(a)(3).

Signed: _____ Date: _____
Authorized Representative of
Charter Approving Entity

Printed
Name: _____ Title: _____

For additional information on the SECOND Interim Report, please contact:

For Approving Entity:
Kathleen Lange
Name
Manager, Fiscal Services
Title
949-234-9328
Telephone
klange@capousd.org
E-mail address

For Charter School:
LaChelle Carter
Name
Director of Finance
Title
949-245-7177
Telephone
lacarter@calca.connectionsacademy.org
E-mail address

Notice

The following file is attached to this PDF. You will need to open this packet in an application that supports attachments to pdf files, e.g. [Adobe Reader](#):

COPS SoCal Second Interim 23-24.xlsx

**CHARTER SCHOOL 2023/24 Second Interim Report
FINANCIAL REPORT -- ALTERNATIVE FORM
Actuals through January 31, 2024**

CHARTER SCHOOL CERTIFICATION

Charter School Name: California Connections Academy Monterey Bay
CDS #: 44-75432-0139410
Charter Approving Entity: Scotts Valley Unified School Dist
County: Santa Cruz
Charter #: 2056

To the entity that approved the charter school:

() 2023/24 CHARTER SCHOOL SECOND INTERIM FINANCIAL REPORT -- ALTERNATIVE FORM: This report has been approved, and is hereby filed by the charter school pursuant to *Education Code* Section 47604.33(a)(3).

Signed: _____ Date: _____
Charter School Official

Printed
Name: LaChelle Carter Title: Director of Finance

To the County Superintendent of Schools:

() 2023/24 CHARTER SCHOOL SECOND INTERIM FINANCIAL REPORT -- ALTERNATIVE FORM: This report is hereby filed with the County Superintendent pursuant to *Education Code* Section 47604.33(a)(3).

Signed: _____ Date: _____
Authorized Representative of
Charter Approving Entity

Printed
Name: _____ Title: _____

For additional information on the SECOND Interim Report, please contact:

For Approving Entity:
Mary Navas
Name
Chief Business Official
Title
831-438-1820
Telephone
mnavas@scottsvalleyusd.org
E-mail address

For Charter School:
LaChelle Carter
Name
Director of Finance
Title
949-245-7177
Telephone
lacarter@calca.connectionsacademy.org
E-mail address

Notice

The following file is attached to this PDF. You will need to open this packet in an application that supports attachments to pdf files, e.g. [Adobe Reader](#):

COPS Mont Bay Second Interim 23-24.xlsx

Coversheet

Review and Acceptance of 2022-2023 School Year Audit (attached)

Section: V. Action Items
Item: B. Review and Acceptance of 2022-2023 School Year Audit (attached)
Purpose: Vote
Submitted by:
Related Material: CalOPS 6.30.23 Audited FS DRAFT 3.1.24.pdf

CALIFORNIA ONLINE PUBLIC SCHOOLS

**FINANCIAL STATEMENTS AND
SUPPLEMENTARY INFORMATION**

YEAR ENDED JUNE 30, 2023

OPERATING CHARTER SCHOOLS:

CALIFORNIA CONNECTIONS ACADEMY CENTRAL VALLEY: #0804
CALIFORNIA CONNECTIONS ACADEMY NORTH BAY: #1653
CALIFORNIA CONNECTIONS ACADEMY SOUTHERN CALIFORNIA: #0664
CALIFORNIA CONNECTIONS ACADEMY NORTHERN CALIFORNIA: #1398
CALIFORNIA CONNECTIONS ACADEMY CENTRAL COAST: #2031
CALIFORNIA CONNECTIONS ACADEMY MONTEREY BAY: #2056

Tentative - For Discussion Purposes Only

Subject to Revision

**CALIFORNIA ONLINE PUBLIC SCHOOLS
TABLE OF CONTENTS
YEAR ENDED JUNE 30, 2023**

INDEPENDENT AUDITORS' REPORT	1
FINANCIAL STATEMENTS	
STATEMENT OF FINANCIAL POSITION	4
STATEMENT OF ACTIVITIES	5
STATEMENT OF CASH FLOWS	6
STATEMENT OF FUNCTIONAL EXPENSES	7
NOTES TO FINANCIAL STATEMENTS	8
SUPPLEMENTARY INFORMATION	
LOCAL EDUCATION AGENCY ORGANIZATION STRUCTURE	17
SCHEDULE OF INSTRUCTIONAL TIME	19
SCHEDULE OF AVERAGE DAILY ATTENDANCE	20
RECONCILIATION OF ANNUAL FINANCIAL REPORT WITH AUDITED FINANCIAL STATEMENTS	22
SCHEDULE OF EXPENDITURES OF FEDERAL AWARDS	23
NOTES TO SUPPLEMENTARY INFORMATION	24
INDEPENDENT AUDITORS' REPORT ON INTERNAL CONTROL OVER FINANCIAL REPORTING AND ON COMPLIANCE AND OTHER MATTERS BASED ON AN AUDIT OF FINANCIAL STATEMENTS PERFORMED IN ACCORDANCE WITH GOVERNMENT AUDITING STANDARDS	25
INDEPENDENT AUDITORS' REPORT ON COMPLIANCE FOR EACH MAJOR PROGRAM AND REPORT ON INTERNAL CONTROL OVER COMPLIANCE REQUIRED BY THE UNIFORM GUIDANCE	27
INDEPENDENT AUDITORS' REPORT ON STATE COMPLIANCE AND REPORT ON INTERNAL CONTROL OVER STATE COMPLIANCE	30
SCHEDULE OF FINDINGS AND QUESTIONED COSTS	35
SUMMARY SCHEDULE OF PRIOR YEAR AUDIT FINDINGS (UNAUDITED)	39

INDEPENDENT AUDITORS' REPORT

Board of Directors
California Online Public Schools
San Juan Capistrano, California

Report on the Audit of the Financial Statements

Opinion

We have audited the accompanying financial statements of California Online Public Schools (the Organization), a California nonprofit public benefit corporation, which comprise the statement of financial position as of June 30, 2023, and the related statements of activities, cash flows, and functional expenses for the year then ended, and the related notes to the financial statements.

In our opinion, the financial statements referred to above present fairly, in all material respects, the financial position of the Organization as of June 30, 2023, and the changes in its net assets and its cash flows for the year then ended in accordance with accounting principles generally accepted in the United States of America.

Basis for Opinion

We conducted our audit in accordance with auditing standards generally accepted in the United States of America (GAAS) and the standards applicable to financial audits contained in *Government Auditing Standards*, issued by the Comptroller General of the United States. Our responsibilities under those standards are further described in the Auditors' Responsibilities for the Audit of the Financial Statements section of our report. We are required to be independent of the Organization and to meet our other ethical responsibilities in accordance with the relevant ethical requirements relating to our audit. We believe that the audit evidence we have obtained is sufficient and appropriate to provide a basis for our audit opinion.

Change in Accounting Principle

As discussed in Note 1 to the financial statements, in 2023 the Organization adopted new accounting guidance for leases. The guidance requires lessees to recognize a right-of-use asset and corresponding liability for all operating and finance leases with lease terms greater than one year. Our opinion is not modified with response to this matter.

Responsibilities of Management for the Financial Statements

Management is responsible for the preparation and fair presentation of these financial statements in accordance with accounting principles generally accepted in the United States of America; and for the design, implementation, and maintenance of internal control relevant to the preparation and fair presentation of financial statements that are free from material misstatement, whether due to fraud or error.

Board of Directors
California Online Public Schools

In preparing the financial statements, management is required to evaluate whether there are conditions or events, considered in the aggregate, that raise substantial doubt about the Organization's ability to continue as a going concern for one year after the date the financial statements are available to be issued.

Auditors' Responsibility for the Audit of the Financial Statements

Our objectives are to obtain reasonable assurance about whether the financial statements as a whole are free from material misstatement, whether due to fraud or error, and to issue an auditors' report that includes our opinion. Reasonable assurance is a high level of assurance but is not absolute assurance and therefore is not a guarantee that an audit conducted in accordance with GAAS and *Government Auditing Standards* will always detect a material misstatement when it exists. The risk of not detecting a material misstatement resulting from fraud is higher than for one resulting from error, as fraud may involve collusion, forgery, intentional omissions, misrepresentations, or the override of internal control. Misstatements are considered material if there is a substantial likelihood that, individually or in the aggregate, they would influence the judgment made by a reasonable user based on the financial statements.

In performing an audit in accordance with GAAS and *Government Auditing Standards*, we:

- Exercise professional judgment and maintain professional skepticism throughout the audit.
- Identify and assess the risks of material misstatement of the financial statements, whether due to fraud or error, and design and perform audit procedures responsive to those risks. Such procedures include examining, on a test basis, evidence regarding the amounts and disclosures in the financial statements.
- Obtain an understanding of internal control relevant to the audit in order to design audit procedures that are appropriate in the circumstances, but not for the purpose of expressing an opinion on the effectiveness of the Organization's internal control. Accordingly, no such opinion is expressed.
- Evaluate the appropriateness of accounting policies used and the reasonableness of significant accounting estimates made by management, as well as evaluate the overall presentation of the financial statements.
- Conclude whether, in our judgment, there are conditions or events, considered in the aggregate, that raise substantial doubt about the Organization's ability to continue as a going concern for a reasonable period of time.

We are required to communicate with those charged with governance regarding, among other matters, the planned scope and timing of the audit, significant audit findings, and certain internal control related matters that we identified during the audit.

Board of Directors
California Online Public Schools

Supplementary Information

Our audit was conducted for the purpose of forming an opinion on the Organization's financial statements as a whole. The Organization locations columns: Central Valley, North Bay, Southern California, Northern California, Central Coast, Monterey Bay, and Eliminations columns in the statements of financial position, activities, and cash flows as well as the supplementary information (as identified in the table of contents) accompanying supplementary schedules, and the accompanying schedule of expenditures of federal awards, as required by Title 2 U.S. *Code of Federal Regulations* Part 200, *Uniform Administrative Requirements, Cost Principles, and Audit Requirements for Federal Awards* are presented for purposes of additional analysis and are not a required part of the financial statements. Such information is the responsibility of management and, except for the portion marked "unaudited," was derived from and relates directly to the underlying accounting and other records used to prepare the financial statements. The information has been subjected to the auditing procedures applied in the audit of the financial statements and certain additional procedures, including comparing and reconciling such information directly to the underlying accounting and other records used to prepare the financial statements or to the financial statements themselves, and other additional procedures in accordance with auditing standards generally accepted in the United States of America. In our opinion, the information is fairly stated, in all material respects, in relation to the financial statements as a whole. The Local Education Agency Organization Structure, which is marked "unaudited," has not been subjected to the auditing procedures applied in the audit of the financial statements and, accordingly, we do not express an opinion or provide any assurance on it.

Other Reporting Required by Government Auditing Standards

In accordance with *Government Auditing Standards*, we have also issued a report dated March 5, 2024 on our consideration of the Organization's internal control over financial reporting and on our tests of its compliance with certain provisions of laws, regulations, contracts, and grant agreements and other matters. The purpose of that report is solely to describe the scope of our testing of internal control over financial reporting and compliance and the results of that testing, and not to provide an opinion on the effectiveness of the internal control over financial reporting or on compliance. That report is an integral part of an audit performed in accordance with *Government Auditing Standards* in considering the Organization's internal control over financial reporting and compliance.

CliftonLarsonAllen LLP

Glendora, California
March 5, 2024

**CALIFORNIA ONLINE PUBLIC SCHOOLS
STATEMENT OF FINANCIAL POSITION
JUNE 30, 2023**

ASSETS	Central Valley	North Bay	Southern California	Northern California	Central Coast	Monterey Bay	Eliminations	Total
CURRENT ASSETS								
Cash and Cash Equivalents	\$ 5,465,364	\$ 1,192,946	\$ 23,046,830	\$ 9,004,649	\$ 977,537	\$ 2,411,641	\$ -	\$ 42,098,967
Accounts Receivable - State and Federal	2,470,744	290,425	7,052,220	9,084,832	489,631	380,082	-	19,767,934
Intercompany Receivables	-	27,232	8,405,160	-	-	-	(8,432,392)	-
Prepaid Expenses and Other Assets	5,990	905	373,114	13,514	(355)	(1,870)	-	391,298
Total Current Assets	<u>7,942,098</u>	<u>1,511,508</u>	<u>38,877,324</u>	<u>18,102,995</u>	<u>1,466,813</u>	<u>2,789,853</u>	<u>(8,432,392)</u>	<u>62,258,199</u>
LONG-TERM ASSETS								
Deposits	100	-	20,287	-	-	-	-	20,387
Property, Plant, and Equipment, Net	0	-	22,043	144,783	-	-	-	166,826
Operating Right-of-Use Assets, Net	34,236	8,559	265,335	89,870	4,279	25,677	-	427,956
Total Long-Term Assets	<u>34,336</u>	<u>8,559</u>	<u>307,665</u>	<u>234,653</u>	<u>4,279</u>	<u>25,677</u>	<u>-</u>	<u>615,169</u>
Total Assets	<u>\$ 7,976,434</u>	<u>\$ 1,520,067</u>	<u>\$ 39,184,989</u>	<u>\$ 18,337,648</u>	<u>\$ 1,471,092</u>	<u>\$ 2,815,530</u>	<u>\$ (8,432,392)</u>	<u>\$ 62,873,368</u>
LIABILITIES AND NET ASSETS								
CURRENT LIABILITIES								
Accounts Payable and Accrued Liabilities	\$ 2,734,062	\$ 407,009	\$ 14,645,000	\$ 7,358,268	\$ 337,083	\$ 1,012,151	\$ -	\$ 26,493,573
Intercompany Payables	1,339,554	-	-	5,359,596	756,719	976,523	(8,432,392)	-
Deferred Revenue	1,280,603	311,495	7,966,730	2,366,373	174,508	500,815	-	12,600,524
Operating Lease Liabilities, Current	32,097	8,024	248,755	84,255	4,013	24,074	-	401,218
Total Current Liabilities	<u>5,386,316</u>	<u>726,528</u>	<u>22,860,485</u>	<u>15,168,492</u>	<u>1,272,323</u>	<u>2,513,563</u>	<u>(8,432,392)</u>	<u>39,495,315</u>
LONG-TERM LIABILITIES								
Operating Lease Liabilities, Net	4,507	1,127	34,929	11,831	563	3,379	-	56,336
Total Liabilities	<u>5,390,823</u>	<u>727,655</u>	<u>22,895,414</u>	<u>15,180,323</u>	<u>1,272,886</u>	<u>2,516,942</u>	<u>(8,432,392)</u>	<u>39,551,651</u>
NET ASSETS WITHOUT DONOR RESTRICTIONS	<u>2,585,611</u>	<u>792,412</u>	<u>16,289,575</u>	<u>3,157,325</u>	<u>198,206</u>	<u>298,588</u>	<u>-</u>	<u>23,321,717</u>
Total Liabilities and Net Assets	<u>\$ 7,976,434</u>	<u>\$ 1,520,067</u>	<u>\$ 39,184,989</u>	<u>\$ 18,337,648</u>	<u>\$ 1,471,092</u>	<u>\$ 2,815,530</u>	<u>\$ (8,432,392)</u>	<u>\$ 62,873,368</u>

**CALIFORNIA ONLINE PUBLIC SCHOOLS
STATEMENT OF ACTIVITIES
YEAR ENDED JUNE 30, 2023**

	Central Valley	North Bay	Southern California	Northern California	Central Coast	Monterey Bay	Total
REVENUES WITHOUT DONOR RESTRICTIONS							
State Revenue:							
State Aid	\$ 7,000,511	\$ 1,062,197	\$ 16,614,384	\$ 16,104,982	\$ 550,292	\$ 2,419,031	\$ 43,751,397
Other State Revenue	775,816	209,885	5,812,893	1,973,385	128,629	548,308	9,448,916
Federal Revenue:							
Grants and Entitlements	608,827	153,042	2,710,662	1,441,207	12,307	64,358	4,990,403
Local Revenue:							
In-Lieu Property Tax Revenue	524,804	559,457	40,029,947	2,620,093	691,690	2,675,309	47,101,100
Investment Income	3,301	755	55,397	36,101	6,021	7,990	109,565
Other Revenue	26,303	7,756	485,634	60,209	3,158	17,174	600,234
Total Revenues	<u>8,939,362</u>	<u>1,993,092</u>	<u>65,708,917</u>	<u>22,235,977</u>	<u>1,392,097</u>	<u>5,732,170</u>	<u>106,001,615</u>
EXPENSES							
Program Services	6,365,791	1,420,604	46,143,238	16,762,518	958,281	4,599,175	76,249,607
Management and General	1,765,482	402,637	12,883,979	4,620,662	259,483	1,218,870	21,151,113
Total Expenses	<u>8,131,273</u>	<u>1,823,241</u>	<u>59,027,217</u>	<u>21,383,180</u>	<u>1,217,764</u>	<u>5,818,045</u>	<u>97,400,720</u>
CHANGE IN NET ASSETS	808,089	169,851	6,681,700	852,797	174,333	(85,875)	8,600,895
Net Assets Without Donor Restrictions - Beginning of Year	<u>1,777,522</u>	<u>622,561</u>	<u>9,607,875</u>	<u>2,304,528</u>	<u>23,873</u>	<u>384,463</u>	<u>14,720,822</u>
NET ASSETS WITHOUT DONOR RESTRICTIONS - END OF YEAR	<u>\$ 2,585,611</u>	<u>\$ 792,412</u>	<u>\$ 16,289,575</u>	<u>\$ 3,157,325</u>	<u>\$ 198,206</u>	<u>\$ 298,588</u>	<u>\$ 23,321,717</u>

See accompanying Notes to Financial Statements.

**CALIFORNIA ONLINE PUBLIC SCHOOLS
STATEMENT OF CASH FLOWS
YEAR ENDED JUNE 30, 2023**

	Central Valley	North Bay	Southern California	Northern California	Central Coast	Monterey Bay	Total
CASH FLOWS FROM OPERATING ACTIVITIES							
Change in Net Assets	\$ 808,089	\$ 169,851	\$ 6,681,700	\$ 852,797	\$ 174,333	\$ (85,875)	\$ 8,600,895
Adjustments to Reconcile Change in Net Assets to Net Cash Provided by Operating Activities:							
Depreciation	-	-	2,168	23,352	-	-	25,520
Noncash Lease Expense	2,368	592	18,349	6,216	297	1,776	29,598
Change in Operating Assets:							
Accounts Receivable - Federal and State	(300,155)	(48,182)	(3,458,463)	(4,407,330)	(345,728)	2,280,915	(6,278,943)
Intercompany Receivables	-	(27,232)	(1,464,772)	-	-	-	(1,492,004)
Prepaid Expenses and Other Assets	2,300	596	(140,396)	138,680	355	1,870	3,405
Change in Operating Liabilities:							
Accounts Payable and Accrued Liabilities	1,681,246	104,894	(1,577,301)	4,889,998	(95,843)	(145,982)	4,857,012
Intercompany Payables	684,098	(186,056)	-	1,928,972	34,404	(969,414)	1,492,004
Deferred Revenue	1,124,294	250,533	6,659,109	1,886,373	138,193	479,422	10,537,924
Net Cash Provided (Used) by Operating Activities	<u>4,002,240</u>	<u>264,996</u>	<u>6,720,394</u>	<u>5,319,058</u>	<u>(93,989)</u>	<u>1,562,712</u>	<u>17,775,411</u>
CASH FLOWS FROM INVESTING ACTIVITIES							
Purchases of Property, Plant, and Equipment	-	-	-	(168,135)	-	-	(168,135)
Net Cash Used by Investing Activities	<u>-</u>	<u>-</u>	<u>-</u>	<u>(168,135)</u>	<u>-</u>	<u>-</u>	<u>(168,135)</u>
NET CHANGE IN CASH AND CASH EQUIVALENTS	4,002,240	264,996	6,720,394	5,150,923	(93,989)	1,562,712	17,607,276
Cash and Cash Equivalents - Beginning of Year	<u>1,463,124</u>	<u>927,950</u>	<u>16,326,436</u>	<u>3,853,726</u>	<u>1,071,526</u>	<u>848,929</u>	<u>24,491,691</u>
CASH AND CASH EQUIVALENTS - END OF YEAR	<u>\$ 5,465,364</u>	<u>\$ 1,192,946</u>	<u>\$ 23,046,830</u>	<u>\$ 9,004,649</u>	<u>\$ 977,537</u>	<u>\$ 2,411,641</u>	<u>\$ 42,098,967</u>

See accompanying Notes to Financial Statements.

**CALIFORNIA ONLINE PUBLIC SCHOOLS
STATEMENT OF FUNCTIONAL EXPENSES
YEAR ENDED JUNE 30, 2023**

	<u>Program Services</u>	<u>Management and General</u>	<u>Total Expenses</u>
Salaries and Wages	\$ 27,713,785	\$ 5,457,556	\$ 33,171,341
Pension Expenses	4,674,268	533,524	5,207,792
Other Employee Benefits	7,092,283	1,391,677	8,483,960
Payroll Taxes	508,418	215,976	724,394
Contracted Services Fees	-	6,956,481	6,956,481
Legal Expenses	(84,581)	170,105	85,524
Accounting Expenses	-	1,980,873	1,980,873
Other Fees for Services	11,271,093	304,021	11,575,114
Advertising and Promotion Expenses	-	1,624,226	1,624,226
Office Expenses	419,839	187,810	607,649
Information Technology Expenses	9,110,601	195,204	9,305,805
Occupancy Expenses	518,693	522,762	1,041,455
Travel Expenses	1,085,619	36,780	1,122,399
Conference and Meeting Expenses	1,197,186	-	1,197,186
Depreciation Expense	-	25,520	25,520
Insurance Expenses	-	11,094	11,094
Other Expenses	238,661	1,537,504	1,776,165
Instructional Materials	12,503,742	-	12,503,742
	<u>\$ 76,249,607</u>	<u>\$ 21,151,113</u>	<u>\$ 97,400,720</u>
Total	<u>\$ 76,249,607</u>	<u>\$ 21,151,113</u>	<u>\$ 97,400,720</u>

See accompanying Notes to Financial Statements.

(7)

**CALIFORNIA ONLINE PUBLIC SCHOOLS
NOTES TO FINANCIAL STATEMENTS
YEAR ENDED JUNE 30, 2023**

NOTE 1 SUMMARY OF SIGNIFICANT ACCOUNTING POLICIES

Nature of Activities

California Online Public Schools (the Organization) is a nonprofit public benefit corporation under the laws of the State of California for the purpose of managing and operating public charter schools. The Organization is economically dependent on state and federal funding.

Any of the charters may be revoked by their respective authorizing district for material violations of the charter, failure to meet pupil outcomes identified in the charter, failure to meet generally accepted standards of fiscal management, or violation of any provision of the law.

Basis of Accounting

The financial statements have been prepared on the accrual method of accounting and accordingly reflect all significant receivables and other liabilities.

Basis of Presentation

The accompanying financial statements have been prepared in conformity with accounting principles generally accepted in the United States of America as prescribed by the Financial Accounting Standards Board.

Use of Estimates

The preparation of financial statements in conformity with accounting principles generally accepted in the United States of America requires management to make estimates and assumptions that affect the reported amounts of assets, liabilities, and disclosures. Accordingly, actual results could differ from those estimates.

Functional Allocation of Expenses

Costs of providing the Organization's programs and other activities have been presented in the statement of functional expenses. During the year, such costs are accumulated into separate groupings as either direct or indirect. Indirect or shared costs are allocated among program and support services by a method that best measures the relative degree of benefit. The expenses that are allocated include salaries and wages, pension expense, other employee benefits, payroll taxes, other fees for services, office expenses, and other expenses, which are tracked by separate subgroups directly coded to program or supporting services.

Cash and Cash Equivalents

The Organization defines its cash and cash equivalents to include only cash on hand, demand deposits, and liquid investments with original maturities of three months or less.

**CALIFORNIA ONLINE PUBLIC SCHOOLS
NOTES TO FINANCIAL STATEMENTS
YEAR ENDED JUNE 30, 2023**

NOTE 1 SUMMARY OF SIGNIFICANT ACCOUNTING POLICIES (CONTINUED)

Net Asset Classes

Net assets, revenues, gains, and losses are classified based on the existence or absence of donor- or grantor-imposed restrictions. Accordingly, net assets and changes therein are classified and reported as follows:

Net Assets Without Donor Restrictions – Net assets available for use in general operations and not subject to donor (or certain grantor) restrictions.

Net Assets With Donor Restrictions – Net assets subject to donor- (or certain grantor-) imposed restrictions. Some donor-imposed restrictions are temporary in nature, such as those that will be met by the passage of time or other events specified by the donor. Other donor-imposed restrictions are perpetual in nature, where the donor stipulates that resources be maintained in perpetuity. Donor-imposed restrictions are released when a restriction expires, that is, when the stipulated time has elapsed, when the stipulated purpose for which the resource was restricted has been fulfilled, or both.

We report contributions restricted by donors as increases in net assets without donor restrictions if the restrictions expire (that is, when a stipulated time restriction ends or purpose restriction is accomplished) in the reporting period in which the revenue is recognized.

Accounts Receivable

Accounts receivable represent amounts due from private persons, firms, or corporations based on contractual agreements or amounts billed but not received as of June 30, 2023. Due from federal and state governments consists of funds due from federal and state governments as of June 30, 2023. Management believes that all receivables are fully collectible; therefore, no provisions for uncollectible accounts were recorded.

Property, Plant, and Equipment

Property, plant, and equipment are stated at cost, if purchased, or at estimated fair value, if donated. Depreciation is provided on a straight-line basis over the estimated useful lives of the asset. The Organization capitalizes all expenditures for land, buildings, and equipment in excess of \$5,000.

Compensated Absences

Accumulated unpaid employee vacation benefits are recognized as a liability of the Organization. The entire compensated absences liability is reported on the statement of financial position. Employees of the Organization are paid for days or hours worked based upon Board-approved schedules which include vacation. For employees who work 10 months per year, sick leave is accumulated up to 32 hours per year, up to a maximum total of 64 hours. For employees who work 12 months per year, sick leave is accumulated up to 40 hours per year, up to a maximum total of 80 hours. Sick leave with pay is provided when employees are absent for health reasons. Unused sick leave is forfeited upon termination of employment.

**CALIFORNIA ONLINE PUBLIC SCHOOLS
NOTES TO FINANCIAL STATEMENTS
YEAR ENDED JUNE 30, 2023**

NOTE 1 SUMMARY OF SIGNIFICANT ACCOUNTING POLICIES (CONTINUED)

Revenue Recognition

Amounts received from the California Department of Education are conditional and recognized as revenue by the Organization based on the average daily attendance (ADA) of students. Revenue that is restricted is recorded as an increase in net assets without donor restriction if the restriction expires in the reporting period in which the revenue is recognized. All other restricted revenues are reported as increases in net assets with donor restriction.

Contributions

All contributions are considered to be available for use unless specifically restricted by the donor. Amounts received that are restricted to specific use or future periods are reported as contributions with donor restrictions. Restricted contributions that are received and released in the same period are reported as promises to give without donor restrictions. Unconditional promises to give expected to be received in one year or less are recorded at net realizable value. Unconditional promises to give expected to be received in more than one year are recorded at fair value at the date of the promise. Conditional promises to give (those with a measurable performance or other barrier and a right of return) are not recognized until they become unconditional, that is, when the conditions on which they depend are substantially met.

Conditional Grants

Grants and contracts that are conditioned upon the performance of certain requirements or the incurrence of allowable qualifying expenses (barriers) are recognized as revenues in the period in which the conditions are met. Amounts received are recognized as revenue when the Organization has incurred expenditures in compliance with specific contract or grant provisions. Amounts received prior to incurring qualifying expenditures are reported as deferred revenues in the statement of financial position. As of June 30, 2023, the Organization has conditional grants of \$18,957,972 of which \$12,600,524 is recognized as deferred revenue in the statement of financial position.

Other Revenue

Other revenue consists primarily of reimbursement for mandated state testing and other services. The performance obligation for providing these services is simultaneously received and consumed by the students; therefore, the revenue is recognized over the time consumed.

Property Taxes

Secured property taxes attach as an enforceable lien on property as of January 1. Taxes are levied on September 1 and are payable in two installments on or before November 1 and February 1. Unsecured property taxes are not a lien against real property and are payable in one installment on or before August 31. The County bills and collects property taxes for all taxing agencies within the County and distributes these collections to the various agencies. The sponsor agency of the Organization is required by law to provide in-lieu property tax payments on a monthly basis, from August through July. The amount paid per month is based upon an allocation per student, with a specific percentage to be paid each month.

**CALIFORNIA ONLINE PUBLIC SCHOOLS
NOTES TO FINANCIAL STATEMENTS
YEAR ENDED JUNE 30, 2023**

NOTE 1 SUMMARY OF SIGNIFICANT ACCOUNTING POLICIES (CONTINUED)

Income Taxes

The Organization is a nonprofit entity exempt from the payment of income taxes under Internal Revenue Code Section 501(c)(3) and California Revenue and Taxation Code Section 23701d. Accordingly, no provision has been made for income taxes. Management has determined that all income tax positions are more likely than not of being sustained upon potential audit or examination; therefore, no disclosures of uncertain income tax positions are required. The Organization is subject to income tax on net income that is derived from business activities that are unrelated to the exempt purposes. The Organization files an exempt school return and applicable unrelated business income tax return in the U.S. federal jurisdiction and with the California Franchise Tax Board.

Leases

The Organization leases operating and office facilities. The Organization determines if an arrangement is a lease at inception. Operating leases are included in operating lease right-of-use (ROU) assets, and operating lease liabilities on the statement of financial position. Finance leases are included in financing ROU assets, and lease liabilities – financing on the statement of financial position.

ROU assets represent the Organization's right to use an underlying asset for the lease term and lease liabilities represent the Organization's obligation to make lease payments arising from the lease. ROU assets and liabilities are recognized at the lease commencement date based on the present value of lease payments over the lease term. As most of leases do not provide an implicit rate, the Organization uses its a risk-free rate based on the information available at commencement date in determining the present value of lease payments. The operating lease ROU asset also includes any lease payments made and excludes lease incentives. The lease terms may include options to extend or terminate the lease when it is reasonably certain that the Organization will exercise that option. The Organization has elected to recognize payments for short-term leases with a lease term of 12 months or less as expense as incurred and these leases are not included as lease liabilities or ROU assets on the statement of financial position.

The Organization has elected not to separate nonlease components from lease components and instead accounts for each separate lease component and the nonlease component as a single lease component. The Organization's lease agreements do not contain any material residual value guarantees or material restrictive covenants.

In evaluating contracts to determine if they qualify as a lease, the Organization considers factors such as if the Organization has obtained substantially all of the rights to the underlying asset through exclusivity, if the Organization can direct the use of the asset by making decisions about how and for what purpose the asset will be used and if the lessor has substantive substitution rights. This evaluation may require significant judgment.

The individual lease contracts do not provide information about the discount rate implicit in the lease. Therefore, the Organization has elected to use a risk-free rate determined using a period comparable with that of the lease term for computing the present value of lease liabilities.

**CALIFORNIA ONLINE PUBLIC SCHOOLS
NOTES TO FINANCIAL STATEMENTS
YEAR ENDED JUNE 30, 2023**

NOTE 1 SUMMARY OF SIGNIFICANT ACCOUNTING POLICIES (CONTINUED)

Adoption of New Accounting Standards

In February 2016, the FASB issued Accounting Standards Update 2016-02, *Leases* (ASC 842). The new standard increases transparency and comparability among organizations by requiring the recognition of ROU assets and lease liabilities on the statement of financial position. Most prominent of the changes in the standard is the recognition of ROU assets and lease liabilities by lessees for those leases classified as operating leases. Under the standard, disclosures are required to meet the objective of enabling users of financial statements to assess the amount, timing, and uncertainty of cash flows arising from leases.

The Organization adopted the requirements of the guidance effective July 1, 2022 and has elected to apply the provisions of this standard to the beginning of the period of adoption with certain practical expedients available.

The Organization has elected to adopt the package of practical expedients available in the year of adoption. The Organization has elected to adopt the available practical expedient to use hindsight in determining the lease term and in assessing impairment of the Organization's ROU assets.

The Organization elected the available practical expedients to account for existing capital leases and operating leases as finance leases and operating leases, respectively, under the new guidance, without reassessing (a) whether the contracts contain leases under the new standard, (b) whether classification of capital leases or operating leases would be different in accordance with the new guidance, or (c) whether the unamortized initial direct costs before transition adjustments would have met the definition of initial direct costs in the new guidance at lease commencement.

In addition, the Organization elected the hindsight practical expedient to determine the lease term for existing leases.

As a result of the adoption of the new lease accounting guidance, the Organization recognized on July 1, 2022 a ROU asset at the carrying amount of the lease asset of \$793,306. The Organization also recognized on July 1, 2022 a lease liability of \$835,146, which represents the present value of the remaining lease payments discounted using the Organization's incremental borrowing rate of 2.88%.

The standard had a material impact on the statement of financial position but did not have an impact on the statement of activities, nor the statement of cash flows. The most significant impact was the recognition of ROU assets and lease liabilities for operating leases.

Evaluation of Subsequent Events

The Organization has evaluated subsequent events through March 5, 2024, the date these financial statements were available to be issued.

**CALIFORNIA ONLINE PUBLIC SCHOOLS
NOTES TO FINANCIAL STATEMENTS
YEAR ENDED JUNE 30, 2023**

NOTE 2 LIQUIDITY AND AVAILABILITY

Financial assets available for general expenditure, that is, without donor or other restrictions limiting their use, within one year of the statement of financial position date. Financial assets available for general expenditures comprise cash and cash equivalents and accounts receivable for the total amount of \$61,866,901.

As part of its liquidity management plan, the Organization monitors liquidity required and cash flows to meet operating needs on a monthly basis. The Organization structures its financial assets to be available as general expenditures, liabilities, and other obligations come due.

NOTE 3 CONCENTRATION OF CREDIT RISK

The Organization maintains bank accounts with financial institutions. Accounts are insured by the Federal Deposit Insurance Corporation (FDIC) up to \$250,000. The Organization at times has deposits in excess of the FDIC insurance limit in these accounts. The Organization has not incurred losses related to these deposits.

The Organization maintains cash in the Orange County Treasury and Santa Barbara County Treasury (collectively referred to as the County). The County pools these funds with those of other educational organizations in the county and invests the cash. These pooled funds are carried at costs which approximates market value. Interest earned is deposited quarterly into participating funds. Any investment losses are proportionately shared by all funds in the pool. The County is authorized to deposit cash and invest excess funds by California Government Code Section 53648 et. seq. The funds maintained by the County are either secured by federal depository insurance or collateralized. The fair value of the Organization's deposits in this pool as of June 30, 2023, as provided by the pool sponsor was \$1,665,216.

NOTE 4 PROPERTY, PLANT, AND EQUIPMENT

Property, plant, and equipment in the accompanying financial statements is presented net of accumulated depreciation. Depreciation expense was \$25,520 for the year ended June 30, 2023.

The components of property, plant, and equipment as of June 30, 2023 are as follows:

Leasehold Improvements	\$ 168,135
Furniture, Fixtures, and Equipment	32,522
Total	<u>200,657</u>
Less: Accumulated Depreciation and Amortization	(33,831)
Total Property, Plant, and Equipment	<u><u>\$ 166,826</u></u>

**CALIFORNIA ONLINE PUBLIC SCHOOLS
NOTES TO FINANCIAL STATEMENTS
YEAR ENDED JUNE 30, 2023**

NOTE 5 EMPLOYEE RETIREMENT

Multiemployer Defined Benefit Pension Plans

Qualified employees are covered under multiemployer defined benefit pension plans maintained by agencies of the State of California.

The risks of participating in this multiemployer defined benefit pension plan are different from single-employer plans because: (a) assets contributed to the multiemployer plan by one employer may be used to provide benefits to employees of other participating employers, (b) the required member, employer, and state contribution rates are set by the California Legislature, and (c) if the Organization chooses to stop participating in the multiemployer plan, it may be required to pay a withdrawal liability to the plan. The Organization has no plans to withdraw from this multiemployer plan.

Plan Description

The Organization contributes to the State Teachers' Retirement System (STRS), a cost-sharing multi-employer public employee retirement system defined benefit pension plan administered by STRS. The plan provides retirement, disability and survivor benefits to beneficiaries. Benefit provisions are established by state statutes, as legislatively amended, within the State Teachers' Retirement Law. According to the most recently available Comprehensive Annual Financial Report and Actuarial Valuation Report for the year ended June 30, 2022 total STRS plan net assets are \$300 billion, the total actuarial present value of accumulated plan benefits is \$434 billion, contributions from all employers totaled \$6.513 billion, and the plan is 74.4% funded. The Organization did not contribute more than 5% of the total contributions to the plan.

Copies of the STRS annual financial reports may be obtained from STRS, 7667 Folsom Boulevard, Sacramento, California 95826 and www.calstrs.com.

Active plan members hired before January 1, 2013 are required to contribute 10.25% of their salary and those hired after are required to contribute 10.21% of their salary. The Organization is required to contribute an actuarially determined rate. The actuarial methods and assumptions used for determining the rate are those adopted by the STRS Teachers' Retirement Board. The required employer contribution rate for year ended June 30, 2023 was 19.10% of annual payroll. The contribution requirements of the plan members are established and may be amended by state statute.

The Organization's contributions to STRS for the past three years are as follows:

<u>Year Ended June 30,</u>	<u>Required Contribution</u>	<u>Percent Contributed</u>
2021	\$ 3,311,355	100%
2022	\$ 4,333,651	100%
2023	\$ 5,207,792	100%

**CALIFORNIA ONLINE PUBLIC SCHOOLS
NOTES TO FINANCIAL STATEMENTS
YEAR ENDED JUNE 30, 2023**

NOTE 6 OPERATING LEASES – ASC 842

The Organization leases operating and office facilities for various terms under long-term, non-cancelable lease agreements. The leases expire at various dates through August 2024. Certain facility leases provide for increases in future minimum annual rental payments based on defined increases in the Consumer Price Index, subject to certain minimum increases. Additionally, the agreements generally require the Organization to pay real estate taxes, insurance, and repairs. Some lease agreements also require the Organization to comply with certain covenants and to maintain certain financial ratios. As of June 30, 2023, the Organization believes it was in compliance with all ratios and covenants.

The following table provides quantitative information concerning the Organization's lease for the year ended June 30, 2023:

Lease Cost:	
Operating lease cost	\$ 383,505
Other Information:	
Cash paid for amounts included in the measurement of lease liabilities:	
Operating cash flows from operating leases	\$ 395,747
Right-of-use assets obtained in exchange for new operating lease liabilities:	793,306
Weighted-average remaining lease term - operating leases	1.1 Years
Weighted-average discount rate - operating leases	2.88%

The Organization classifies the total undiscounted lease payments that are due in the next 12 months as current. A maturity analysis of annual undiscounted cash flows for lease liabilities as of June 30, 2023, is as follows:

<u>Year Ending June 30,</u>	Operating Leases
2024	\$ 408,158
2025	56,404
Total Lease Payments	464,562
Less: Interest	(7,008)
Present Value of Lease Liabilities	<u>\$ 457,554</u>

**CALIFORNIA ONLINE PUBLIC SCHOOLS
NOTES TO FINANCIAL STATEMENTS
YEAR ENDED JUNE 30, 2023**

NOTE 7 CONCENTRATION OF MAJOR CONTRACT AND DISCRETIONARY CREDIT

The Organization entered into an educational products and services agreement with Connections Education to provide certain educational products and services to the Organization, which expires on June 30, 2023. Services provided including fiscal support services, human resources services, technology, and marketing, among others. The agreement for services also includes a protection against deficits clause which states that in any year, during the term of the agreement, if the Organization does not have sufficient positive net assets to offset the difference between total revenues and total expenditures, Connections Education LLC shall issue a credit to the Organization to the extent required to maintain positive net asset. During the year ended June 30, 2023, Connections Education LLC did not issued credits to the Organization.

NOTE 8 CONTINGENCIES, RISKS AND UNCERTAINTIES

The Organization has received state and federal funds for specific purposes that are subject to review and audit by the grantor agencies. Although such audits could generate disallowances under terms of the grants, it is believed that any required reimbursement would not be material.

In the normal course of business, the Organization is subject to legal claims. After consultation with the Organization's legal counsel, management of the Organization is of the opinion that liabilities, if any, arising from such claims would not have a material effect on the Organization's financial position.

NOTE 9 SUBSEQUENT EVENT TRANSACTIONS

In November 2023, the Organization entered into a line of credit agreement for \$650,000 that expires in November 2028. Per the agreement, the monthly outstanding balance must be paid the following month.

**CALIFORNIA ONLINE PUBLIC SCHOOLS
LOCAL EDUCATION AGENCY ORGANIZATION STRUCTURE
YEAR ENDED JUNE 30, 2023
(SEE INDEPENDENT AUDITORS' REPORT)
UNAUDITED**

The Organization is a tax exempt, nonprofit, public benefit corporation that operates six California public charter schools as follow:

- California Connections Academy Central Valley – Charter Number: 0804
Sponsor: Alpaugh Unified School District, established February 2006; Latest renewal: February 2021, expiring June 30, 2026. In July 2023, a new bill was approved to extend most charter school petitions terms by an additional year (June 30, 2027).
- California Connections Academy North Bay – Charter Number: 1653
Sponsor: Middletown Unified School District, established January 2014; Latest renewal: April 2019, expiring June 30, 2024. The adoption of Assembly Bill 130 extended the charter's term by two years. In July 2023, a new bill was approved to extend most charter school petitions terms by an additional year (June 30, 2027).
- California Connections Academy Southern California – Charter Number: 0664
Sponsor: Capistrano Unified School District, established June 2004; Latest renewal: December 2018, expiring June 30, 2024. The adoption of Assembly Bill 130 extended the charter's term by two years. In July 2023, a new bill was approved to extend most charter school petitions terms by an additional year (June 30, 2027).
- California Connections Academy Northern California – Charter Number: 1398
Sponsor: Ripon Unified School District, established February 2012; Latest renewal: The adoption of Assembly Bill 130 extended the charter's term by two years. In July 2023, a new bill was approved to extend most charter school petitions terms by an additional year (June 30, 2025).
- California Connections Academy Central Coast – Charter Number: 2031
Sponsor: Cuyama Joint Unified School District, established September 2018, expiring June 30, 2024. The adoption of Assembly Bill 130 extended the charter's term by two years. In July 2023, a new bill was approved to extend most charter school petitions terms by an additional year (June 30, 2027).
- California Connections Academy Monterey Bay – Charter Number: 2056
Sponsor: Scotts Valley Unified School District, established February 2019; Latest renewal: The adoption of Assembly Bill 130 extended the charter's term by two years. In July 2023, a new bill was approved to extend most charter school petitions terms by an additional year (June 30, 2025).

See accompanying Independent Auditors' Report and the Notes to Supplementary Information.

**CALIFORNIA ONLINE PUBLIC SCHOOLS
 LOCAL EDUCATION AGENCY ORGANIZATION STRUCTURE (CONTINUED)
 YEAR ENDED JUNE 30, 2023
 (SEE INDEPENDENT AUDITORS' REPORT)
 UNAUDITED**

The Board of Directors and the Administrators as of the year ended June 30, 2023 were as follows:

BOARD OF DIRECTORS

Member	Office	Term Expires (Term Length)
Elaine Pavlich	President	2024 (3 Years)
Diana Rivas	Vice President	2024 (3 Years)
Michael K. Henjum	Treasurer	2024 (3 Years)
Adam Pulsipher	Secretary	2023 (3 Years)
Paul Hedrick	Member	2023 (3 Years)
Eric Wickliffe Jr.	Member	2025 (3 Years)
Melissa Nunez	Member	2025 (3 Years)

ADMINISTRATORS

Dr. Richie Romero	Deputy Superintendent
Dan Hertzler	Director of Business Services
LaChelle Carter	Director of Finance

See accompanying Independent Auditors' Report and the Notes to Supplementary Information.

**CALIFORNIA ONLINE PUBLIC SCHOOLS
SCHEDULE OF INSTRUCTIONAL TIME
YEAR ENDED JUNE 30, 2023**

The Organizations are nonclassroom-based charter schools; minimum instructional minute and day requirements are not applicable.

Tentative - For Discussion Purposes Only; Subject to Revision

See accompanying Independent Auditors' Report and the Notes to Supplementary Information.

**CALIFORNIA ONLINE PUBLIC SCHOOLS
SCHEDULE OF AVERAGE DAILY ATTENDANCE
YEAR ENDED JUNE 30, 2023**

	Second Period Report		Audit Adjustments		Second Period Report (Audited)	
	Classroom Based	Total	Classroom Based	Total	Classroom Based	Total
Central Valley						
Grades TK/K-3	-	143.33	-	-	-	143.33
Grades 4-6	-	106.34	-	-	-	106.34
Grades 7-8	-	117.12	-	-	-	117.12
Grades 9-12	-	281.12	-	-	-	281.12
ADA Totals	-	647.91	-	-	-	647.91
North Bay						
Grades TK/K-3	-	23.11	-	-	-	23.11
Grades 4-6	-	23.30	-	-	-	23.30
Grades 7-8	-	26.96	-	-	-	26.96
Grades 9-12	-	67.88	-	-	-	67.88
ADA Totals	-	141.25	-	-	-	141.25
Southern California						
Grades TK/K-3	-	965.98	-	-	-	965.98
Grades 4-6	-	771.15	-	-	-	771.15
Grades 7-8	-	884.97	-	-	-	884.97
Grades 9-12	-	2,207.76	-	-	-	2,207.76
ADA Totals	-	4,829.86	-	-	-	4,829.86
Northern California						
Grades TK/K-3	-	315.32	-	-	-	315.32
Grades 4-6	-	279.15	-	-	-	279.15
Grades 7-8	-	323.42	-	-	-	323.42
Grades 9-12	-	746.01	-	(0.62)	-	745.39
ADA Totals	-	1,663.90	-	(0.62)	-	1,663.28
Central Coast						
Grades TK/K-3	-	27.85	-	-	-	27.85
Grades 4-6	-	16.05	-	-	-	16.05
Grades 7-8	-	17.44	-	-	-	17.44
Grades 9-12	-	48.69	-	-	-	48.69
ADA Totals	-	110.03	-	-	-	110.03
Monterey Bay						
Grades TK/K-3	-	83.34	-	-	-	83.34
Grades 4-6	-	71.93	-	-	-	71.93
Grades 7-8	-	83.38	-	-	-	83.38
Grades 9-12	-	219.56	-	-	-	219.56
ADA Totals	-	458.21	-	-	-	458.21

See accompanying Independent Auditors' Report and the Notes to Supplementary Information.

**CALIFORNIA ONLINE PUBLIC SCHOOLS
SCHEDULE OF AVERAGE DAILY ATTENDANCE (CONTINUED)
YEAR ENDED JUNE 30, 2023**

	Annual Report		Audit Adjustments		Annual Report (Audited)	
	Classroom Based	Total	Classroom Based	Total	Classroom Based	Total
Central Valley						
Grades TK/K-3	-	140.95	-	-	-	140.95
Grades 4-6	-	106.17	-	-	-	106.17
Grades 7-8	-	113.96	-	-	-	113.96
Grades 9-12	-	270.33	-	-	-	270.33
ADA Totals	-	631.41	-	-	-	631.41
North Bay						
Grades TK/K-3	-	22.92	-	-	-	22.92
Grades 4-6	-	22.87	-	-	-	22.87
Grades 7-8	-	26.04	-	-	-	26.04
Grades 9-12	-	64.69	-	-	-	64.69
ADA Totals	-	136.52	-	-	-	136.52
Southern California						
Grades TK/K-3	-	949.74	-	-	-	949.74
Grades 4-6	-	757.01	-	-	-	757.01
Grades 7-8	-	860.68	-	-	-	860.68
Grades 9-12	-	2,149.45	-	-	-	2,149.45
ADA Totals	-	4,716.88	-	-	-	4,716.88
Northern California						
Grades TK/K-3	-	307.28	-	-	-	307.28
Grades 4-6	-	273.88	-	-	-	273.88
Grades 7-8	-	315.45	-	-	-	315.45
Grades 9-12	-	727.83	-	(0.73)	-	727.10
ADA Totals	-	1,624.44	-	(0.73)	-	1,623.71
Central Coast						
Grades TK/K-3	-	26.53	-	-	-	26.53
Grades 4-6	-	16.01	-	-	-	16.01
Grades 7-8	-	16.71	-	-	-	16.71
Grades 9-12	-	47.53	-	-	-	47.53
ADA Totals	-	106.78	-	-	-	106.78
Monterey Bay						
Grades TK/K-3	-	83.08	-	-	-	83.08
Grades 4-6	-	71.29	-	-	-	71.29
Grades 7-8	-	82.02	-	-	-	82.02
Grades 9-12	-	213.27	-	-	-	213.27
ADA Totals	-	449.66	-	-	-	449.66

See accompanying Independent Auditors' Report and the Notes to Supplementary Information.

CALIFORNIA ONLINE PUBLIC SCHOOLS
RECONCILIATION OF ANNUAL FINANCIAL REPORT WITH AUDITED FINANCIAL STATEMENTS
YEAR ENDED JUNE 30, 2023

	<u>Central Valley</u>	<u>North Bay</u>	<u>Southern California</u>	<u>Northern California</u>	<u>Central Coast</u>	<u>Monterey Bay</u>	<u>Total</u>
June 30, 2023 Annual Financial Report Fund Balances (Net Assets)	\$ 3,321,761	\$ 805,786	\$ 16,615,786	\$ 6,133,238	\$ 184,403	\$ 357,789	\$ 27,418,763
Adjustments and Reclassifications:							
Increase (Decrease) of Fund Balance (Net Assets):							
Accounts Receivable - Federal and State	485,251	(319,398)	823,764	336,794	38,985	48,747	1,414,143
Accounts Receivable - Other	-	27,232	8,405,160	-	-	-	8,432,392
Prepaid Expenses and Other Assets	(2,300)	(596)	(17,189)	(150,884)	(355)	(1,870)	(173,194)
Operating Right-of-Use Assets, Net	34,236	8,559	265,335	89,870	4,279	25,677	427,956
Property, Plant, and Equipment, Net	-	-	-	144,783	-	-	144,783
Accounts Payable and Accrued Liabilities	(11,992)	251,557	(10,280,642)	1,815,522	719,035	823,396	(6,683,124)
Intercompany Payables	(1,339,554)	-	-	(5,359,596)	(756,719)	(976,523)	(8,432,392)
Deferred Revenue	134,813	28,423	761,045	243,684	13,154	48,825	1,229,944
Operating Lease Liabilities	(36,604)	(9,151)	(283,684)	(96,086)	(4,576)	(27,453)	(457,554)
Net Adjustments and Reclassifications	<u>(736,150)</u>	<u>(13,374)</u>	<u>(326,211)</u>	<u>(2,975,913)</u>	<u>13,803</u>	<u>(59,201)</u>	<u>(4,097,046)</u>
June 30, 2023 Audited Financial Statement Fund Balances (Net Assets)	<u>\$ 2,585,611</u>	<u>\$ 792,412</u>	<u>\$ 16,289,575</u>	<u>\$ 3,157,325</u>	<u>\$ 198,206</u>	<u>\$ 298,588</u>	<u>\$ 23,321,717</u>

See accompanying Independent Auditors' Report and the Notes to Supplementary Information.

**CALIFORNIA ONLINE PUBLIC SCHOOLS
SCHEDULE OF EXPENDITURES OF FEDERAL AWARDS
YEAR ENDED JUNE 30, 2023**

Federal Grantor/Pass-Through Grantor Program or Cluster Title	Federal Assistance Listing Number	Pass-Through Entity Identifying Number	Additional Award Identification	Central Valley	North Bay	Southern California	Northem California	Central Coast	Monterey Bay	Total Federal Expenditures
U.S. Department of Education										
Pass-Through Program From California Department of Education:										
Every Child Succeeds Act:										
Title I, Part A, Basic Grants:										
Low-Income and Neglected	84.010	14329		\$ 135,602	\$ 34,991	\$ 800,470	\$ 245,391	\$ -	\$ -	\$ 1,216,454
Title II, Part A, Supporting Effective Instruction	84.367	14341		22,598	4,929	133,058	41,604	-	-	202,189
Title IV, Part A, Student Support & Academic Enrichment	84.424	15396		10,964	10,000	56,105	16,635	-	-	93,704
Special Education Cluster: IDEA Basic Local Assistance Entitlement, Part B, Section 611	84.027	13379		88,523	22,452	714,656	217,943	12,307	64,358	1,120,239
Total Special Education Cluster				88,523	22,452	714,656	217,943	12,307	64,358	1,120,239
Coronavirus Aid, Relief, and Economic Security Act (CARES Act):										
Elementary and Secondary School Emergency Relief (ESSER II) Fund										
Total Coronavirus Aid, Relief, and Security Act (CARES Act)	84.425D	15536	COVID-19	351,140	80,670	1,006,373	919,634	-	-	2,357,817
				351,140	80,670	1,006,373	919,634	-	-	2,357,817
<i>Total U.S. Department of Education</i>										
				608,827	153,042	2,710,662	1,441,207	12,307	64,358	4,990,403
Total Federal Expenditures										
				\$ 608,827	\$ 153,042	\$ 2,710,662	\$ 1,441,207	\$ 12,307	\$ 64,358	\$ 4,990,403

See accompanying Independent Auditors' Report and the Notes to Supplementary Information.

**CALIFORNIA ONLINE PUBLIC SCHOOLS
NOTES TO SUPPLEMENTARY INFORMATION
YEAR ENDED JUNE 30, 2023**

PURPOSE OF SCHEDULES

NOTE 1 SCHEDULE OF INSTRUCTIONAL TIME

This schedule presents information on the amount of instructional time offered by the Organization and whether the Organization complied with the provisions of California Education Code.

NOTE 2 SCHEDULE OF AVERAGE DAILY ATTENDANCE

Average daily attendance is a measurement of the number of pupils attending classes of School. The purpose of attendance accounting from a fiscal standpoint is to provide the basis on which apportionments of state funds are made to charter schools. This schedule provides information regarding the attendance of students at various grade levels.

NOTE 3 RECONCILIATION OF ANNUAL FINANCIAL REPORT WITH AUDITED FINANCIAL STATEMENTS

This schedule provides the information necessary to reconcile the net assets of the charter schools as reported on the Annual Financial Report form to the audited financial statements.

NOTE 4 SCHEDULE OF EXPENDITURES OF FEDERAL AWARDS

The accompanying schedule of expenditures of federal awards (the Schedule) includes the federal award activity of the Organization under programs of the federal government for the year ended June 30, 2023. The information in this Schedule is presented in accordance with the requirements of the Title 2 U.S. *Code of Federal Regulations* Part 200, *Uniform Administrative Requirements, Cost Principles, and Audit Requirements for Federal Awards* (Uniform Guidance). Because the Schedule presents only a selected portion of operations of the Organization, it is not intended to, and does not, present the financial position, changes in net assets, or cash flows of the Organization.

NOTE 5 INDIRECT COST RATE

The Organization has elected not to use the 10 percent de minimis indirect cost rate allowed under the Uniform Guidance.

**INDEPENDENT AUDITORS' REPORT ON INTERNAL CONTROL OVER
FINANCIAL REPORTING AND ON COMPLIANCE AND OTHER MATTERS
BASED ON AN AUDIT OF FINANCIAL STATEMENTS PERFORMED
IN ACCORDANCE WITH GOVERNMENT AUDITING STANDARDS**

Board of Directors
California Online Public Schools
San Juan Capistrano, California

We have audited, in accordance with the auditing standards generally accepted in the United States of America and the standards applicable to financial audits contained in *Government Auditing Standards* issued by the Comptroller General of the United States, the financial statements of California Online Public Schools (the Organization), a nonprofit California public benefit corporation, which comprise the statement of financial position as of June 30, 2023, and the related statements of activities, cash flows, and functional expenses for the year then ended, the related notes to the financial statements, and have issued our report thereon dated March 5, 2024.

Report on Internal Control Over Financial Reporting

In planning and performing our audit of the consolidated financial statements, we considered The Organization's internal control over financial reporting (internal control) as a basis for designing audit procedures that are appropriate in the circumstances for the purpose of expressing our opinion on the consolidated financial statements, but not for the purpose of expressing an opinion on the effectiveness of The Organization's internal control. Accordingly, we do not express an opinion on the effectiveness of The Organization's internal control.

A *deficiency in internal control* exists when the design or operation of a control does not allow management or employees, in the normal course of performing their assigned functions, to prevent or detect and correct, misstatements on a timely basis. A *material weakness* is a deficiency or a combination of deficiencies in internal control, such that there is a reasonable possibility that a material misstatement of The Organization's consolidated financial statements will not be prevented, or detected and corrected, on a timely basis. A *significant deficiency* is a deficiency, or a combination of deficiencies, in internal control that is less severe than a material weakness, yet important enough to merit attention by those charged with governance.

Our consideration of internal control was for the limited purpose described in the first paragraph of this section and was not designed to identify all deficiencies in internal control that might be material weaknesses or significant deficiencies. Given these limitations, during our audit we did identify a deficiency in internal control that we consider to be material weaknesses and is documented in the Schedule of Findings and Questioned Costs as 2023-001. Other material weaknesses or significant deficiencies may exist that have not been identified.

Board of Directors
California Online Public Schools

Report on Compliance and Other Matters

As part of obtaining reasonable assurance about whether the Organization's financial statements are free from material misstatement, we performed tests of its compliance with certain provisions of laws, regulations, contracts, and grant agreements, noncompliance with which could have a direct and material effect on the financial statements. However, providing an opinion on compliance with those provisions was not an objective of our audit, and accordingly, we do not express such an opinion. The results of our tests disclosed no instances of noncompliance or other matters that are required to be reported under *Government Auditing Standards*.

Purpose of this Report

The purpose of this report is solely to describe the scope of our testing of internal control and compliance and the results of that testing, and not to provide an opinion on the effectiveness of the Organization's internal control or on compliance. This report is an integral part of an audit performed in accordance with *Government Auditing Standards* in considering the Organization's internal control and compliance. Accordingly, this communication is not suitable for any other purpose.

CliftonLarsonAllen LLP

Glendora, California
March 5, 2024

Tentative - For Discussion Purposes Only; Subject to Review

**INDEPENDENT AUDITORS' REPORT ON COMPLIANCE FOR
EACH MAJOR PROGRAM AND REPORT ON INTERNAL CONTROL
OVER COMPLIANCE REQUIRED BY THE UNIFORM GUIDANCE**

Board of Directors
California Online Public Schools
San Juan Capistrano, California

Report on Compliance for Each Major Federal Program

Opinion on Each Major Federal Program

We have audited California Online Public Schools (the Organization) compliance with the types of compliance requirements identified as subject to audit in the OMB *Compliance Supplement* that could have a direct and material effect on each of the Organization's major federal programs for the year ended June 30, 2023. The Organization's major federal programs are identified in the summary of auditors' results section of the accompanying schedule of findings and questioned costs.

In our opinion, the Organization complied, in all material respects, with the compliance requirements referred to above that could have a direct and material effect on each of its major federal programs for the year ended June 30, 2023.

Basis for Opinion on Each Major Federal Program

We conducted our audit of compliance in accordance with auditing standards generally accepted in the United States of America (GAAS); the standards applicable to financial audits contained in *Government Auditing Standards* issued by the Comptroller General of the United States; and the audit requirements of Title 2 U.S. *Code of Federal Regulations* Part 200, *Uniform Administrative Requirements, Cost Principles, and Audit Requirements for Federal Awards* (Uniform Guidance). Our responsibilities under those standards and the Uniform Guidance are further described in the Auditors' Responsibilities for the Audit of Compliance section of our report.

We are required to be independent of the Organization and to meet our other ethical responsibilities, in accordance with relevant ethical requirements relating to our audit. We believe that the audit evidence we have obtained is sufficient and appropriate to provide a basis for our opinion on compliance for each major federal program. Our audit does not provide a legal determination of the Organization's compliance with the compliance requirements referred to above.

Responsibilities of Management for Compliance

Management is responsible for compliance with the requirements referred to above and for the design, implementation, and maintenance of effective internal control over compliance with the requirements of laws, statutes, regulations, rules and provisions of contracts or grant agreements applicable to the Organization's federal programs.

Board of Directors
California Online Public Schools

Auditors' Responsibilities for the Audit of Compliance

Our objectives are to obtain reasonable assurance about whether material noncompliance with the compliance requirements referred to above occurred, whether due to fraud or error, and express an opinion on the Organization's compliance based on our audit. Reasonable assurance is a high level of assurance but is not absolute assurance and therefore is not a guarantee that an audit conducted in accordance with GAAS, *Government Auditing Standards*, and the Uniform Guidance will always detect material noncompliance when it exists. The risk of not detecting material noncompliance resulting from fraud is higher than for that resulting from error, as fraud may involve collusion, forgery, intentional omissions, misrepresentations, or the override of internal control. Noncompliance with the compliance requirements referred to above is considered material if there is a substantial likelihood that, individually or in the aggregate, it would influence the judgment made by a reasonable user of the report on compliance about the Organization's compliance with the requirements of each major federal program as a whole.

In performing an audit in accordance with GAAS, *Government Auditing Standards*, and the Uniform Guidance, we:

- exercise professional judgment and maintain professional skepticism throughout the audit.
- identify and assess the risks of material noncompliance, whether due to fraud or error, and design and perform audit procedures responsive to those risks. Such procedures include examining, on a test basis, evidence regarding the Organization's compliance with the compliance requirements referred to above and performing such other procedures as we considered necessary in the circumstances.
- obtain an understanding of the Organization's internal control over compliance relevant to the audit in order to design audit procedures that are appropriate in the circumstances and to test and report on internal control over compliance in accordance with the Uniform Guidance, but not for the purpose of expressing an opinion on the effectiveness of the Organization's internal control over compliance. Accordingly, no such opinion is expressed.

We are required to communicate with those charged with governance regarding, among other matters, the planned scope and timing of the audit and any significant deficiencies and material weaknesses in internal control over compliance that we identified during the audit.

Report on Internal Control Over Compliance

A *deficiency in internal control over compliance* exists when the design or operation of a control over compliance does not allow management or employees, in the normal course of performing their assigned functions, to prevent, or detect and correct, noncompliance with a type of compliance requirement of a federal program on a timely basis. A *material weakness in internal control over compliance* is a deficiency, or a combination of deficiencies, in internal control over compliance, such that there is a reasonable possibility that material noncompliance with a type of compliance requirement of a federal program will not be prevented, or detected and corrected, on a timely basis. A *significant deficiency in internal control over compliance* is a deficiency, or a combination of deficiencies, in internal control over compliance with a type of compliance requirement of a federal program that is less severe than a material weakness in internal control over compliance, yet important enough to merit attention by those charged with governance.

Board of Directors
California Online Public Schools

Our consideration of internal control over compliance was for the limited purpose described in the Auditors' Responsibilities for the Audit of Compliance section above and was not designed to identify all deficiencies in internal control over compliance that might be material weaknesses or significant deficiencies in internal control over compliance. Given these limitations, during our audit we did not identify any deficiencies in internal control over compliance that we consider to be material weaknesses, as defined above. However, material weaknesses or significant deficiencies in internal control over compliance may exist that were not identified.

Our audit was not designed for the purpose of expressing an opinion on the effectiveness of internal control over compliance. Accordingly, no such opinion is expressed.

The purpose of this report on internal control over compliance is solely to describe the scope of our testing of internal control over compliance and the results of that testing based on the requirements of the Uniform Guidance. Accordingly, this report is not suitable for any other purpose.

CliftonLarsonAllen LLP

Glendora, California
March 5, 2024

Tentative - For Discussion Purposes Only; Subject to Revision

INDEPENDENT AUDITORS' REPORT ON STATE COMPLIANCE AND REPORT ON INTERNAL CONTROL OVER STATE COMPLIANCE

Board of Directors
California Online Public Schools
San Juan Capistrano, California

Report on Compliance

Opinion on State Compliance

We have audited California Online Public Schools's (the Organization) compliance with the types of compliance requirements applicable to the Organization described in the *2022-2023 Guide for Annual Audits of K-12 Local Education Agencies and State Compliance Reporting*, published by the Education Audit Appeals Panel for the year ended June 30, 2023. The Organization's applicable State compliance requirements are identified in the table below.

In our opinion, the Organization complied, in all material respects, with the compliance requirements referred to above that are applicable to the Organization for the year ended June 30, 2023.

Basis for Opinion

We conducted our audit of compliance in accordance with auditing standards generally accepted in the United States of America (GAAS); the standards applicable to financial audits contained in *Government Auditing Standards* issued by the Comptroller General of the United States; and *2022-2023 Guide for Annual Audits of K-12 Local Education Agencies and State Compliance Reporting*. Our responsibilities under those standards and *2022-2023 Guide for Annual Audits of K-12 Local Education Agencies and State Compliance Reporting*, are further described in the Auditor's Responsibilities for the Audit of Compliance section of our report.

We are required to be independent of the Organization and to meet our other ethical responsibilities, in accordance with relevant ethical requirements relating to our audit. We believe that the audit evidence we have obtained is sufficient and appropriate to provide a basis for our opinion. Our audit does not provide a legal determination of the Organization's compliance with the compliance requirements referred to above.

Responsibilities of Management for Compliance

Management is responsible for compliance with the requirements referred to above and for the design, implementation, and maintenance of effective internal control over compliance with the requirements of laws, statutes, regulations, rules, and provisions of contracts or grant agreements applicable to the Organization's state programs.

Board of Directors
California Online Public Schools

Auditors' Responsibility for the Audit of Compliance

Our objectives are to obtain reasonable assurance about whether material noncompliance with the compliance requirements referred to above occurred, whether due to fraud or error, and express an opinion on the Organization's compliance based on our audit. Reasonable assurance is a high level of assurance but is not absolute assurance and therefore is not a guarantee that an audit conducted in accordance with GAAS, *Government Auditing Standards*, and *2022-2023 Guide for Annual Audits of K-12 Local Education Agencies and State Compliance Reporting* will always detect material noncompliance when it exists. The risk of not detecting material noncompliance resulting from fraud is higher than for that resulting from error, as fraud may involve collusion, forgery, intentional omissions, misrepresentations, or the override of internal control. Noncompliance with the compliance requirements referred to above is considered material if there is a substantial likelihood that, individually or in the aggregate, it would influence the judgment made by a reasonable user of the report on compliance about the Organization's compliance with the requirements of the government program as a whole.

In performing an audit in accordance with GAAS, *Government Auditing Standards*, and *2022-2023 Guide for Annual Audits of K-12 Local Education Agencies and State Compliance Reporting* we:

- Exercise professional judgment and maintain professional skepticism throughout the audit.
- Identify and assess the risks of material noncompliance, whether due to fraud or error, and design and perform audit procedures responsive to those risks. Such procedures include examining, on a test basis, evidence regarding the Organization's compliance with the compliance requirements referred to above and performing such other procedures as we considered necessary in the circumstances.
- Obtain an understanding of the Organization's internal control over compliance relevant to the audit in order to design audit procedures that are appropriate in the circumstances and to test and report on internal control over compliance in accordance with *2022-2023 Guide for Annual Audits of K-12 Local Education Agencies and State Compliance Reporting* but not for the purpose of expressing an opinion on the effectiveness of the Organization's internal control over compliance. Accordingly, no such opinion is expressed.

We are required to communicate with those charged with governance regarding, among other matters, the planned scope and timing of the audit and any significant deficiencies and material weaknesses in internal control over compliance that we identified during the audit.

Board of Directors
California Online Public Schools

Compliance Requirements Tested

In connection with the audit referred to above, we selected and tested transactions and records to determine the Organization's compliance with the laws and regulations applicable to the following items:

<u>Description</u>	<u>Procedures Performed</u>
School Districts, County Offices of Education, and Charter Schools:	
California Clean Energy Jobs Act	Yes
After/Before School Education and Safety Program	Not Applicable ¹
Proper Expenditure of Education Protection Account Funds	Yes
Unduplicated Local Control Funding Formula Pupil Counts	Yes
Local Control and Accountability Plan	Yes
Independent Study-Course Based	Not Applicable ²
Immunizations	Not Applicable ³
Educator Effectiveness	Yes
Expanded Learning Opportunities Grant (ELO-G)	Not Applicable ⁴
Career Technical Education Incentive Grant (CTEIG)	Not Applicable ⁵
Transitional Kindergarten	Not Applicable ⁶
Charter Schools:	
Attendance	Yes
Mode of Instruction	Not Applicable ⁷
Nonclassroom-Based Instruction/Independent Study	Yes
Determination of Funding for Nonclassroom-Based Instruction	Yes
Annual Instructional Minutes – Classroom Based	Not Applicable ⁸
Charter School Facility Grant Program	Not Applicable ⁹

Not Applicable¹: The Organization did not operate an after or before school program component of this grant.

Not Applicable²: The Organization did not report ADA pursuant to Education Code section 51749.5.

Not Applicable³: The Organization did not have any charter school subject to audit of immunizations as listed in the California Department of Public Health (CDPH) website as listed in the *2022-2023 Guide for Annual Audits of K-12 Local Education Agencies and State Compliance Reporting*.

Not Applicable⁴: The Organization received funding for the Expanded Learning Opportunity Grant (ELO-G); however, did not expend any funds and is returning the full amount.

Not Applicable⁵: The Organization did not receive a CTEIG allocation for the audit year.

Not Applicable⁶: The Organization did not report ADA for the audit year for transitional kindergarten.

Board of Directors
California Online Public Schools

Not Applicable⁷: The Organization did not report ADA to the CDE as generated through classroom-based instruction.

Not Applicable⁸: The Organization did not report any ADA as generated through classroom-based instruction.

Not Applicable⁹: The Organization did not receive Charter School Facility Grant Program funding for the year audited.

Other Matters

The results of our audit procedures disclosed instances of noncompliance, which are required to be reported in accordance with *2022-2023 Guide for Annual Audits of K-12 Local Education Agencies and State Compliance Reporting* and which are described in the accompanying schedule of findings and questioned costs as item 2023-002. Our opinion on each state program is not modified with respect to this matter.

Government Auditing Standards requires the auditor to perform limited procedures on the Organization's response to the noncompliance findings identified in our audit and described in the accompanying schedule of findings and questioned costs. The Organization's response was not subjected to the other auditing procedures applied in the audit of compliance and, accordingly, we express no opinion on the response.

Report on Internal Control over Compliance

Our consideration of internal control over compliance was for the limited purpose described in the Auditors' Responsibilities for the Audit of Compliance section above and was not designed to identify all deficiencies in internal control over compliance that might be material weaknesses or significant deficiencies in internal control over compliance and therefore, material weaknesses or significant deficiencies may exist that were not identified. We did not identify any deficiencies in internal control over compliance that we consider to be material weaknesses. However, as discussed below, we did identify certain deficiencies in internal control over compliance that we consider to be a significant deficiency.

A deficiency in internal control over compliance exists when the design or operation of a control over compliance does not allow management or employees, in the normal course of performing their assigned functions, to prevent, or detect and correct, noncompliance on a timely basis. A *material weakness in internal control over compliance* is a deficiency, or a combination of deficiencies, in internal control over compliance, such that there is a reasonable possibility that a material noncompliance with a compliance requirement will not be prevented, or detected and corrected, on a timely basis. A *significant deficiency in internal control over compliance* is a deficiency, or a combination of deficiencies, in internal control over compliance that is less severe than a material weakness in internal control over compliance, yet important enough to merit attention from those charged with governance. We consider the deficiencies in internal control over compliance described in the accompanying schedule of findings and questioned costs as items 2023-002, to be a significant deficiency.

Our audit was not designed for the purpose of expressing an opinion on the effectiveness of internal control over compliance. Accordingly, no such opinion is expressed.

Board of Directors
California Online Public Schools

Government Auditing Standards requires the auditor to perform limited procedures on the Organization's response to the internal control over compliance findings identified in our audit described in the accompanying schedule of findings and questioned costs. the Organization's response was not subjected to the other auditing procedures applied in the audit of compliance and, accordingly, we express no opinion on the response.

The purpose of this report on internal control over compliance is solely to describe the scope of our testing of internal control over compliance and the results of that testing based on the requirements of the *2022-2023 Guide for Annual Audits of K-12 Local Education Agencies and State Compliance Reporting*. Accordingly, this report is not suitable for any other purpose.

CliftonLarsonAllen LLP

Glendora, California
March 5, 2024

Tentative - For Discussion Purposes Only; Subject to Revision

**CALIFORNIA ONLINE PUBLIC SCHOOLS
SCHEDULE OF FINDINGS AND QUESTIONED COSTS
YEAR ENDED JUNE 30, 2023**

Section I – Summary of Auditors’ Results

Financial Statements

- 1. Type of auditors’ report issued: Unmodified
- 2. Internal control over financial reporting:
 - Material weakness(es) identified? x yes no
 - Significant deficiency(ies) identified that are not considered to be material weakness(es)? yes x none reported
- 3. Noncompliance material to financial statements noted? yes x no

Federal Awards

- 1. Internal control over major federal programs:
 - Material weakness(es) identified? yes x no
 - Significant deficiency(ies) identified that are not considered to be material weakness(es)? yes x none reported
- 2. Type of auditors’ report issued on compliance for major federal programs: Unmodified
- 3. Any audit findings disclosed that are required to be reported in accordance with 2 CFR 200.516(a)? yes x no

Identification of Major Federal Programs

Assistance Listing Number(s)

84.027

84.425D

Name of Federal Program or Cluster

Special Education Cluster: IDEA Basic Local Assistance Entitlement

Coronavirus Aid, Relief, and Economic Security Act (CARES Act)

Dollar threshold used to distinguish between Type A and Type B programs:

\$ 750,000

Auditee qualified as low-risk auditee?

 x yes no

**CALIFORNIA ONLINE PUBLIC SCHOOLS
 SCHEDULE OF FINDINGS AND QUESTIONED COSTS (CONTINUED)
 YEAR ENDED JUNE 30, 2023**

All audit findings must be identified as one or more of the following categories:

<u>Five Digit Code</u>	<u>Finding Types</u>
10000	Attendance
20000	Inventory of Equipment
30000	Internal Control
40000	State Compliance
42000	Charter School Facilities Program
43000	Apprenticeship
50000	Federal Compliance
60000	Miscellaneous
61000	Classroom Teacher Salaries
62000	Local Control Accountability Plan
70000	Instructional Materials
71000	Teacher Misassignments
72000	School Accountability Report Card

Section II – Financial Statement Findings

2023-001 Internal Controls Relating to Financial Close and Reporting Process 30000

Type of finding: Material weakness in internal controls over financial close and reporting process, related to adjustments made for revenue, accounts receivables, and accounts payable.

Condition: During the course of our audit, we experienced significant delays in completing and issuing the audit report due to the financial close and reporting process. A total of 5 adjustments were posted after the trial balance was received which were audit adjustments. The client also provided closing entries.

Criteria of specific requirement: The financial close and reporting process should include review of financial information by resource codes and supporting schedules to ensure proper recording of all transactions in accordance with GAAP.

Context: The Organization did not record revenue, accounts receivables, and accounts payable consistently with GAAP.

Effect: Significant delays in completing and issuing the audit report by the state deadline.

Cause: Transition in accounting back-office service providers and improper recording of all transactions in accordance with GAAP.

**CALIFORNIA ONLINE PUBLIC SCHOOLS
SCHEDULE OF FINDINGS AND QUESTIONED COSTS (CONTINUED)
YEAR ENDED JUNE 30, 2023**

Section IV – Findings and Questioned Costs – State Compliance (Continued)

2023-002 Nonclassroom-Based Instruction / Independent Study (Continued) 40000

Cause: Oversight error for verifying written agreements are obtained due to staffing turnover.

Questioned Costs: The error identified in the condition had a known error calculation for the decreased apportionment of \$6,493.

Repeat Finding: This is not a repeat finding.

Management Corrective Action Plan (Unaudited): For the 2023-2024 school year, the Organization will take two primary actions to ensure errors of this nature are found and corrected.

Firstly, the Organization's internal Enrollment and Attendance teams will conduct an audit of all Master Agreements for currently enrolled students to ensure these Master Agreements are valid for the 2023-2024 school year and have compliant dates and signatures. In prior years, this audit has occurred cooperatively between the Pearson Virtual Schools (PVS) and the Organization's teams. The Organization's internal Attendance and Enrollment teams will complete this audit independently this year. At the time of the writing of this corrective action, this audit has already begun and is scheduled to be completed by the beginning of calendar year 2024.

Secondly, for all newly enrolled students, the Organization's Enrollment team will put in place protocols to double check the work of PVS and check for Master Agreement Compliance upon enrollment. As a final safeguard, the Attendance team will continue established protocols of auditing Master Agreement compliance for newly enrolled students within the first month of enrollment.

For the 2024-2025 school year and beyond:

Enrollment of the 2024-2025 school year opens on February 1, 2024. From this date forward all enrollment tasks for the 2024-2025 school year and beyond will be exclusively handled by the Organization's Enrollment team. We have contracted with School Pathways as the Organization's Student Information System for the 2024-2025 school year and beyond. All application and enrollment tasks will be handled through this system. School Pathways is a system that is designed for nonclassroom-based schools. The signing, verifying, and approving of the Master Agreements is integrated into this system. The Master Agreement will be signed by all required parties prior to enrollment when families are in the "pre-enrollment" stage. Prior to enrollment, a member of the Organization will audit all required documents, including the Master Agreement. A team member of the Organization will also be responsible for finalizing the enrollment of a student and moving them from the "pre-enrollment" phase to the enrolled phase.

Following enrollment, similar to current procedures, the attendance/compliance team will audit all Master Agreements and enrollment documents by no later than the first quarter of the school year and continue to audit newly enrolled students on a monthly basis thereafter.

**CALIFORNIA ONLINE PUBLIC SCHOOLS
SUMMARY SCHEDULE OF PRIOR YEAR AUDIT FINDINGS
YEAR ENDED JUNE 30, 2023**

There were no findings and questioned costs related to the basic financial statements, federal awards, or state awards for the prior year.

Tentative - For Discussion Purposes Only; Subject to Revision