



California Online Public Schools

California Online Public Schools

California Online Public Schools (CalOPS) Board Meeting

Published on February 2, 2024 at 8:09 AM PST

Date and Time

Tuesday February 6, 2024 at 3:30 PM PST

Location

CalCA NorCal: 580 N. Wilma Avenue, Suite G, Ripon, CA 95366
CalCA SoCal: 33272 Valle Road, San Juan Capistrano, CA 92675
23091 Arden Street, Lake Forest, CA 92630
1201 Cara Road, Dinuba, CA 93618
8422 Madison Avenue, Fair Oaks, CA 95628
3753 W. Norberry Street, Lancaster, CA 93536
32946 Calle San Marcos San Juan Capistrano, 92675
9423 Reseda Blvd. Apt#230, Northridge, CA 91324
1608 Lake Street, Calistoga, CA 94515

Join Zoom Meeting

<https://zoom.us/j/93762840563>

Meeting ID: 937 6284 0563

Dial In:

+1 (669) 444-9171 ext. 93762840563# US

This meeting is open to the public in person and via teleconference. For information about this meeting or for members of the public who require special accommodations to attend, contact the school offices: Bernie Jamero at (209) 253-1208 or Eva McGahey at (714) 248-6179 at least 24 hours prior to the meeting. The Board packet

can be made available for public review by contacting the school offices prior to the Board meeting in compliance with California open meeting law.

Agenda

	Purpose	Presenter	Time
I. Opening Items			3:30 PM
A. Call the Meeting to Order		Elaine Pavlich	
B. Roll Call		Elaine Pavlich	
C. Approval of Agenda	Vote	Elaine Pavlich	

II. Public Comment

The Board welcomes participation by the members of the public telephonically. To address an item on the agenda, before the scheduled start of the meeting, an individual must write their name and a short description of the agenda item on which they wish to comment on the card provided and submit this to the Chair, along with any materials they want to have distributed to Board. Individuals who wish to address the Board telephonically must contact the School Leader by phone or by email at least twenty four (24) hours before the scheduled start of the Board meeting. If the individual wants to provide any written materials to the Board, these should be emailed to the School Leader at least twenty-four (24) hours before the scheduled start of the meeting.

The total time for any individual to present, either in person or via telephone, on an item on the agenda shall not exceed three (3) minutes, or six (6) minutes if the individual requesting to comment is a non English speaker and requires a translator, unless the Board grants additional time. However, in compliance with Board policy and the Brown Act, the Board is not permitted to discuss or take action on non-agenda items.

Individuals desiring to make a formal presentation to the Board on an item not on the agenda but desiring it be placed on the agenda must provide notice and written submissions detailing the subject of the presentation to the School Leader at least fourteen (14) days prior to the meeting. Any such presentations shall not exceed fifteen (15) minutes in duration, unless otherwise permitted by the Chair.

To view the Board Public Comment Policy, visit the school's "Governance" page at <https://www.connectionsacademy.com/california-online-school/about/school-board>.

III. Oral Reports

A. Superintendent's Report	FYI	Richard Savage	
----------------------------	-----	----------------	--

	Purpose	Presenter	Time
<ul style="list-style-type: none"> 1. Sponsoring District(s) Update 2. Transition Update 			
B. Principals' Report (attached)	FYI		
<ul style="list-style-type: none"> 1. Elementary School - Marcus White 2. Middle School - Heather Tamayo 3. High School - Kara Mannix 			
C. Charter Impact Financial Reports for CalOPS (attached)	FYI	Matthew Percin	
D. Policy, Compliance, and State Accountability Report	FYI	Dan Hertzler	
<ul style="list-style-type: none"> 1. Policy, Compliance, and State Accountability Report 2. P1 Attendance Reporting Update 3. Form 700 Reminders 4. Brown Act Training Requirements 			
IV. Consent Items			
A. Approval of Minutes from the December 05, 2023 Board Meeting (attached)	Vote		
B. Approval of Staffing Report (attached)	Vote	Stephen Ford	
C. Approval of Expenditures over \$20k (attached)	Vote	LaChelle Carter	
<ul style="list-style-type: none"> 1. Zoom Contract (attached) - D. Hertzler 			
D. Approval of 2022-23 School Accountability Report Cards (SARC) (attached)	Vote	Leslie Dombek	
E. Approval of Check Register (attached)	Vote	Matthew Percin	
F. Approval of CalOPS SoCal Material Revision (attached)	Vote	Dan Hertzler	
G. Approval of Capistrano Unified Memorandum of Understanding (MOU) (attached)	Vote	Dan Hertzler	

	Purpose	Presenter	Time
H. Approval of CalOPS 2024-25 Academic and Staff Calendars (attached)	Vote	Dan Hertzler	
I. Approval of Student Services Contracts (attached)	Vote	LaChelle Carter	
V. Action Items			
A. Approval of Comprehensive School Safety Plan (attached)	Vote	Dan Hertzler	
B. Approval of LCAP Mid Year Update (attached)	Vote	Leslie Dombek	
VI. Closing Items			
A. Adjourn Meeting	Vote	Elaine Pavlich	
Adjournment and Confirmation of the Next Meeting - March 05, 2024 at 3:30 pm PT			

Coversheet

Principals' Report (attached)

Section:	III. Oral Reports
Item:	B. Principals' Report (attached)
Purpose:	FYI
Submitted by:	
Related Material:	CalOPS Principals' Report 02.06.24.pdf



Principals' Report California Online Public Schools 2023-24

SITE REPORTS

Northern Region:

Kara Mannix, High School Principal

Site Administrator for Monterey Bay, North Bay, and Northern California

The end of the first semester is an incredibly busy time! Teachers are working to ensure every student does as well as they can in the last few days and hours of the semester. The second semester always seems to fly by since it is filled with so many big events– starting with MAP testing, we also have mid-year festivals, PFT (physical fitness testing), state (academic) testing, and then suddenly the end of the year with so many celebratory events. This year, we will add trainings for all of our new curriculum and systems, so spring of 2024 will be busier than ever, but high school is excited and ready for the challenge!

Central Region:

Marcus White, Elementary Principal

Site Administrator for Central Valley and Central Coast

Greetings From Elementary,

We are currently working hard to finish our first semester. Teachers are actively reaching out to families and assisting them in any way we can. Additionally, we are welcoming in new families as second semester is getting started. Teachers are very excited to integrate new students into their classes. We will be administering our i-Ready diagnostic shortly in order to see how our students are performing academically. We will utilize the data to drive our instruction and support our students.



**Southern Region:
Heather Tamayo, Middle School Principal
Site Administrator of Southern California**

Greetings from Middle School. The new year has started off with a great deal of promise, as our transition to California Online Public Schools is becoming more of a reality with each day that passes by. We find ourselves in training for our new platform, as well as training for the curriculum that our departments have chosen. With that said, our teachers understand the need to recommit to the positive, supportive, daily interactions with our families, and consistently show them, through action, that we will continue to be the right choice for their students, as we make this move over to California Online Public Schools.

We find ourselves in what is traditionally one of the most fast paced periods of the school year. We have introduced Parent Square to our families, and are working to make sure that they are aware of how to sign-up for state testing, as well as how to register for next school year. We are acutely aware of the need for clear, consistent communication in order for our families to feel empowered to complete every required task with as little confusion as possible. Additionally, we are working to help our students successfully wrap up their first semester courses, prepare for the mid-year i-Ready diagnostic, and welcome more than one hundred forty five new students for the second semester.

**Enrollment Update
Month for Report: February**

DATA as of January 29, 2024							
	SoCal	NorCal	Central Valley	North Bay	Central Coast	Monterey Bay	All CalCA
Enrolled	5510	1961	932	204	157	642	9406
Approved	24	7	8	3	1	11	54
Pre-Approved	256	86	64	21	8	24	459
Applicant	190	75	38	23	7	24	357



Outreach Update

Hooray for Hollywood!

We are thrilled that former student, Storm Reid, has won an Emmy award for her guest appearance on "The Last Of Us." We are in the process of finalizing CalOPS promotional efforts to convey our pride.

CalOPS Social Media

We have launched our CalOPS Facebook and Instagram accounts and will start utilize others soon!

Facebook: <https://www.facebook.com/californiaops/about>

Instagram: https://www.instagram.com/california_ops/

Tik Tok: <https://www.tiktok.com/@californiaops>

LinkedIn: <https://www.linkedin.com/company/california-online-public-schools/about/>

YouTube: <https://www.youtube.com/channel/UCjQ1XW5ReHaPNYhyrPE1w1A>

CalOPS Website

We are thrilled that Phase 2 of our CalOPS [website](#) development and expansion will launch on 1/30/2024 in time for open enrollment. This expansion will enable prospective families to obtain a feel for our dynamic school community and set expectations about our program.

Engagement Activities

Total Attendance* for Recent Activities:

*Includes students, staff, adults, and non-CA students

Recent Field Trips

Northern Region - Monterey Bay, North Bay and NorCal

- **Lawrence Livermore National Laboratory** - Friday, December 8th (9:30am - 12:30pm)
7000 East Ave, Livermore, CA 94550
Attendance: 15 CalOPS students, 12 adults, and 3 staff (30 attendees total)

Central Region - Central Valley and Central Coast

- Our new field trip procedures were recently launched. Several more trips are in the works, and we hope to have more to share in next month's report. Our new student activities site is also live, which will showcase upcoming field trips and more.

Southern Region - SoCal

- Our new field trip procedures were recently launched. Several more trips are in the works, and we hope to have more to share in next month's report. Our new student activities site is also live, which will showcase upcoming field trips and more.



Upcoming Field Trips

Northern Region - Monterey Bay, North Bay and NorCal

- **NorCal Mid-Year Festival: Bowlero North Sacramento** - Wednesday, March 6th (11am - 1pm)
4800 Madison Ave., Sacramento, CA 95841
- Our new field trip procedures were recently launched. Several more trips are in the works, and we hope to have more to share in next month's report. Our new student activities site is also live, which will showcase upcoming field trips and more.

Central Region - Central Valley and Central Coast

- **Central Mid-Year Festival: Bowlero Clovis** - Wednesday, March 13th (11am - 1pm)
140 Shaw Ave., Clovis, CA 93612
- Our new field trip procedures were recently launched. Several more trips are in the works, and we hope to have more to share in next month's report. Our new student activities site is also live, which will showcase upcoming field trips and more.

Southern Region - SoCal

- **Getty Museum Field Trip** - Tuesday, January 30th (12:30pm - 2pm)
1200 Getty Center Dr., Los Angeles, CA 90049
- **UCLA Cubs Campus Tour** - Wednesday, February 7th (9:45am - 11:15am)
Bruin Plaza, 308 Westwood Plaza, Los Angeles, CA 90095
- **Top of the World Hike** - Wednesday, February 21st (9am - 12pm)
3250 Alta Laguna Blvd., Laguna Beach CA 92651
- **Westmont College Tour** - Friday, February 23rd (10:45am - 12:15pm)
955 La Paz d., Santa Barbara, CA 93018
- **Honda Center: Ducks First Flight** - Tuesday, February 27nd (9:30am - 12:30pm)
2695 E. Katella Ave, Anaheim, CA 92806
- **Southern Mid-Year Festival: Bowlero Rancho Cucamonga** - Thursday, March 7th (11am - 1pm)
7930 Haven Ave., Rancho Cucamonga, CA 91730
- **Southern Mid-Year Festival: Irvine Lanes** - Thursday, March 7th (11am - 1pm)
3415 Michelson Dr., Irvine, CA 92612

Coversheet

Charter Impact Financial Reports for CalOPS (attached)

Section:	III. Oral Reports
Item:	C. Charter Impact Financial Reports for CalOPS (attached)
Purpose:	FYI
Submitted by:	
Related Material:	CalOps_CCoast_ Monthly Board Presentation - Dec 2023.pdf CalOps_CValley_ Monthly Board Presentation - December 2023.pdf CalOps_MBay_ Monthly Board Presentation - Dec 2023.pdf CalOps_NorCal_ Monthly Board Presentation - December 2023.pdf CalOps_NorthBay_ Monthly Board Presentation - December 2023.pdf CalOps_SoCal_ Monthly Board Presentation - December 2023.pdf



California Online Public Schools – Central Coast

Monthly Financial Presentation – December 2023

Highlights

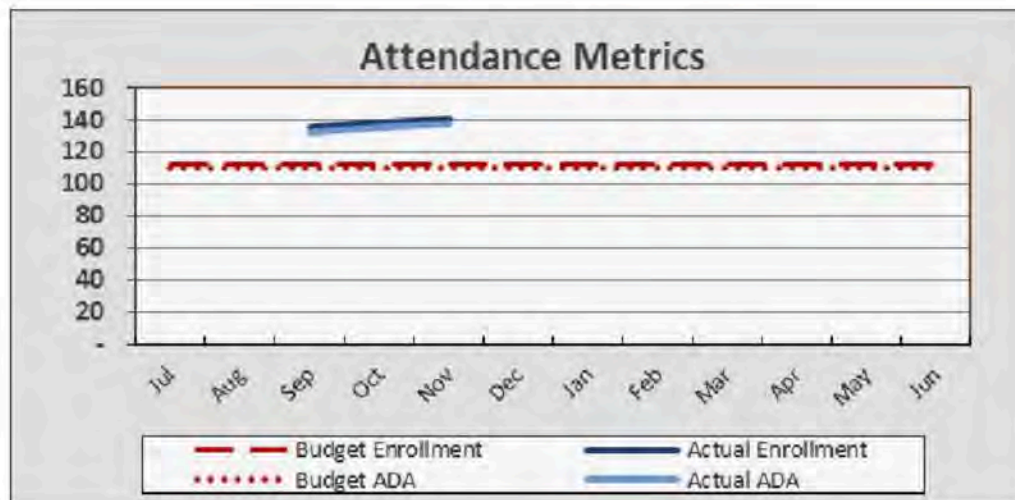
- Enrollment forecasted at 140 students; up from 112 budget
- Attendance forecasted at 137 (98%)
- Revenue forecasted at \$1.9M; +400K from budget
- Expenses forecasted at \$1.7M; +\$300K from budget
- **Surplus forecasted at \$244K** with an ending fund balance forecasted at \$429K
- Cash balance of \$748K



Attendance Data and Metrics

- Enrollment forecasted at 140 students; *up from 112 (+25%)*
- ADA forecasted at 137; *FY24 P1*
- Unduplicated rate of 48%

Enrollment & Per Pupil Data			
	Actual	Forecast	Budget
Average Enrollment	138	140	112
ADA	135	137	110
Attendance Rate	98.0%	98.0%	98.0%
Unduplicated %	48.0%	48.0%	45.3%
Revenue per ADA		\$14,043	\$13,699
Expenses per ADA		\$12,262	\$12,580



Revenue

- **FY24 annual revenues forecasted at \$1.9M**
 - \$400k increase over budget driven by 25% ADA growth

	<i>Year-to-Date</i>			<i>Annual/Full Year</i>		
	Actual	Budget	Fav/(Unf)	Forecast	Budget	Fav/(Unf)
Revenue						
State Aid-Rev Limit	\$ 294,591	\$ 539,466	\$ (244,875)	\$ 1,716,674	\$ 1,359,590	\$ 357,084
Federal Revenue	-	5,089	(5,089)	39,484	13,745	25,740
Other State Revenue	57,178	42,034	15,144	166,982	133,005	33,977
Other Local Revenue	7,415	-	7,415	7,415	-	7,415
Total Revenue	\$ 359,184	\$ 586,589	\$ (227,405)	\$ 1,930,555	\$ 1,506,339	\$ 424,216



Expenses

- **FY24 annual expenses forecasted at \$1.68M**
 - Increases in salaries driven by raises and additional positions
 - Other increases driven by increased ADA; *additional revenues outweigh increased costs*

Expenses	Year-to-Date			Annual/Full Year		
	Actual	Budget	Fav/(Unf)	Forecast	Budget	Fav/(Unf)
Certificated Salaries	\$ 239,980	\$ 200,510	\$ (39,470)	\$ 584,237	\$ 481,225	\$ (103,012)
Classified Salaries	6,124	4,708	(1,416)	14,374	11,300	(3,073)
Benefits	58,638	94,492	35,854	293,677	200,476	(93,201)
Books and Supplies	131,858	152,349	20,491	362,501	304,698	(57,804)
Subagreement Services	22,221	104,061	81,840	224,599	208,122	(16,477)
Operations	7,484	15,950	8,466	31,138	31,900	762
Facilities	774	3,624	2,850	5,248	7,248	2,000
Professional Services	130,499	68,211	(62,289)	169,943	138,310	(31,633)
Depreciation	-	-	-	-	-	-
Interest	-	-	-	-	-	-
Total Expenses	\$ 597,579	\$ 643,906	\$ 46,327	\$ 1,685,717	\$ 1,383,280	\$ (302,437)

Fund Balance

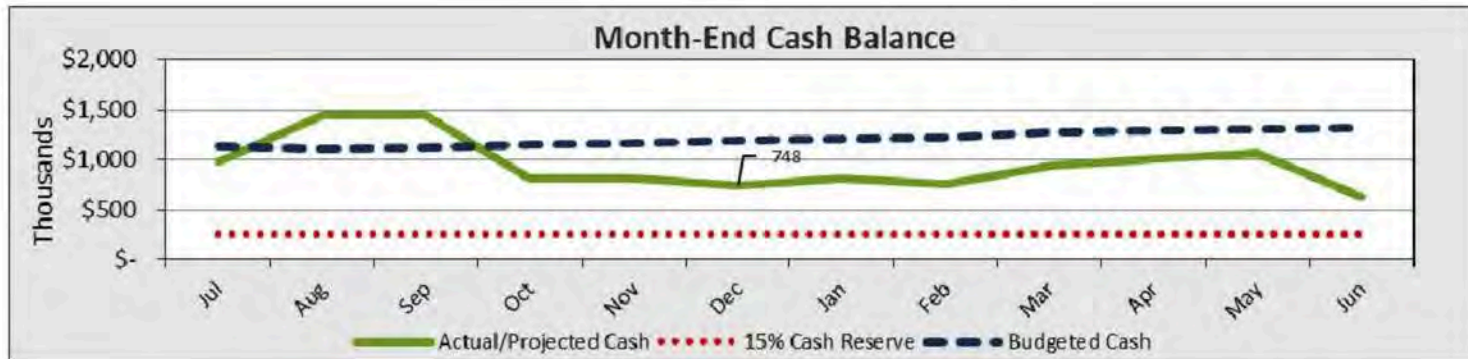
- Annual surplus forecasted at \$244K
- Ending fund balance forecasted at \$429K (25% of total expenses)
- YTD revenues trailing plan due to In-Lieu payment delays (ILPT makes up ~50% of LCFF entitlement for Central Coast)

	Year-to-Date			Annual/Full Year		
	Actual	Budget	Fav/(Unf)	Forecast	Budget	Fav/(Unf)
Total Surplus(Deficit)	\$ (238,395)	\$ (57,317)	\$ (181,078)	\$ 244,838	\$ 123,059	\$ 121,778
Beginning Fund Balance	<u>184,403</u>	<u>184,403</u>		<u>184,403</u>	<u>184,403</u>	
Ending Fund Balance	<u>\$ (53,992)</u>	<u>\$ 127,086</u>		<u>\$ 429,241</u>	<u>\$ 307,462</u>	
As a % of Annual Expenses	-3.2%	9.2%		25.5%	22.2%	



Cash Balance

- **Current cash balance of \$750K (162 DCOH)**
- **Cash projected at \$650K by fiscal year end**



Compliance Reporting



Area	Due Date	Description	Completed By	Board Must Approve	Signature Required	Additional Information
DATA	Set by Authorizer (by Jan 17)	Principal Apportionment P1 - The First Principal attendance period, designated P-1, is the attendance count for all full school months during the period from July 1 through the last school month that ends on or before December 31 of the FY, and is used by the CDE to compute the P-1 Apportionment. Attendance data collected within the P-1 reporting date range must be uploaded into the state's Principal Apportionment Data Collection portal.	Charter Impact with CalOps support	No	Yes	https://www.cde.ca.gov/fe/af/pa/
DATA	2-Jan	CALPADS - Fall 2 Submission Window opens - Information will be used by the US Department of Education and the California Department of Education to gain insights into student course enrollments, services rendered in support of school's English Learner population, staff assignments and full-time equivalent levels. The reported data represent a snapshot of a school's status in the previously listed areas per Census Day, October 4, 2023. Schools have until March 1, 2024 to certified data. IMPORTANT: Fall 2 Staff assignment data will be referenced by the Commission on Teacher Credentialing (CTC) for accountability purposes. CTC will cross reference teachers' credential information with the courses/sections they are assigned to teach. CTC will report misassignments/discrepancies to your charter authorizer.	Charter Impact submits with data provided by CalOps	No	No	https://www.cde.ca.gov/ds/s/p/cl/rptcalendar.asp
FINANCE	12-Jan	Federal Stimulus Reporting - Local educational agencies (LEAs) are required to report to the California Department of Education (CDE) on funds received through the CARES Act, the CRRSA Act, and the ARP. (ESSER I, GEER, ESSER II, ESSER III). LEAs are required to report status of funds for the period October 1, 2023 - December 31, 2023.	Charter Impact with CalOps support	No	No	https://www.cde.ca.gov/fe/ty/rreporting.asp
FINANCE	15-Jan	Consolidated Application (ConApp) reporting - Winter - The ConApp is used by the CDE to distribute categorical funds from various state and federal programs to county offices, school districts, and direct-funded charter schools throughout California. The winter release is submitted in January of each year and contains the LEA's entitlements for each funded program.	Charter Impact	No	No	https://www.cde.ca.gov/fg/a/a/co/cars.asp
FINANCE	17-Jan	Mid-Year Expenditure Report due to SELPA - Interim financial reporting for actuals through December 31 are due to El Dorado Charter SELPA.	Charter Impact	No	No	http://charterselpa.org/fiscal/
FINANCE	19-Jan	SELPA ADA/Enrollment report #2 - Interim financial reporting due to El Dorado Charter SELPA.	Charter Impact	No	No	http://charterselpa.org/fiscal/
DATA	26-Jan	CALPADS - Fall 1 Amendment deadline - Final opportunity to review and correct your certified CALPADS - Fall 1 student data. Students' program eligibility information associated with lunch, special education, homeless, English language learner, school enrollment and graduation statuses will be submitted to the CDE. This data will be used to in CDE's CA Dashboard calculations and determine access to funding such as student meal reimbursements and unduplicated count factors.	Charter Impact submits with data provided by CalOps	No	No	https://www.cde.ca.gov/ds/s/p/cl/rptcalendar.asp
FINANCE	31-Jan	Federal Cash Management - Period 3 - The Title I, Part A; Title I, Part D, Subpart 2; Title II, Part A; Title III EL; Title III Immigrant; and Title IV, Part A programs under the Elementary and Secondary Education Act of 1965 (ESEA), as amended by the ESSA, will utilize the Federal Cash Management program. Charter schools that are awarded a grant under any of these programs must submit the CMDC report for a particular quarter in order to receive an apportionment for that quarter; CDE will apportion funds to LEAs whose cash balance is below a certain threshold.	Charter Impact	No	No	https://www.cde.ca.gov/fg/a/a/cm/

Compliance Reporting



FINANCE	TBD	Federal Stimulus Annual Report - Local educational agencies (LEAs) are required to report to the California Department of Education (CDE) on funds received through the CARES Act, the CRRSA Act, and the ARP. (ESSER I, GEER, ESSER II, ESSER III). LEAs are required to report status of funds for the period July 1, 2022 - June 30, 2023.	Charter Impact with CalOps support	No	No	https://www.cde.ca.gov/fg/cr/anreporthelp.asp
DATA	1-Feb	School Accountability Report Card - All public schools in California are required to prepare an annual SARC (2022/23). SARCs are intended to provide the public with important information about each public school and to communicate a school's progress in achieving its goals. EC Section 35256 requires LEA governing boards to approve SARCs for publications.	CalOps	Yes	No	https://www.cde.ca.gov/ta/a/c/sal/
FINANCE	1-Feb	Nonclassroom-Based Funding Determination - Charter schools with an existing funding determination ending in 2023/24 must request a funding determination on or before February 1. Education Code [EC] Section 47612.5 prohibits charter schools from receiving any funding for nonclassroom-based instruction unless the State Board of Education (SBE) determines its eligibility for funding.	Charter Impact	No	Yes	https://www.cde.ca.gov/sb/c/h/nckbfunddet.asp
FINANCE	15-Feb	Board of Equalization Property Tax Exemption - Property used exclusively for public schools, community colleges, state colleges, and state universities is exempt from property taxation (article XIII, section 3, subd. (d), Revenue and Taxation Code section 202, subd. (a)(3)). The property is exempt from taxation on the basis of its exclusive use for public school purposes. If the property is not owned by the public school, the owner of the property is required to file a claim for the Lessor's Exemption. If the owner of the property does not claim the exemption, the public school may file the Public School Exemption claim.	Charter Impact	No	Yes	https://www.boe.ca.gov/prop/taxes/lessor_exemption.htm
FINANCE	20-Feb	Certification of the First Principal Apportionment - The Principal Apportionment includes funding for the Local Control Funding Formula, the primary source of an LEA's general purpose funding; Special Education (AB 602); and funding for several other programs. The First Principal Apportionment (P-1), certified by February 20, is based on the first period data that LEAs report to CDE in November through January. P-1 supersedes the Advance Apportionment calculations and establishes each LEA's monthly state aid payment for February through May.	FYI	No	No	https://www.cde.ca.gov/fg/a/a/pa/
DATA	26-Feb	CRDC - 2023-24 Submission Window (Dec 11, 2023-Feb 26, 2024) - The CRDC collects key information on civil rights indicators, including student enrollment and educational programs and services, most of which is disaggregated by race and ethnicity, sex, limited English proficiency, and disability status.	Charter Impact submits with data provided by CalOps	No	No	https://crdc.comunities.ed.gov/#program
FINANCE	28-Feb	E-Rate FCC Form 470 Due date (FY2024) - To request bids for service, applicants certify an FCC Form 470 in the E-rate Productivity Center (EPC). This is a formal process to identify and request the products and services you need so that potential service providers can review your requests and submit bids. The FCC Form 470 must be certified in EPC at least 28 days before the close of the filing window. February 28, 2023 is the deadline to certify an FY2023 FCC Form 470 and still be able to certify an FCC Form 471 within the FY2024 filing window.	CalOps	No	No	https://www.usdoj.gov/e-rate/fcc470form/
FINANCE	Set by Authorizer (by Mar 15)	2nd Interim Financial Report - Local educational agencies (LEAs) are required to file two reports during a fiscal year (interim reports) on the status of the LEA's financial health. The first interim report is due December 15 for the period ending October 31. The second is due March 15 for the period ending January 31	Charter Impact	Yes	Yes	https://www.cde.ca.gov/fg/ff/ir/interimstatus.asp

Appendix

- Monthly Cash Flow / Forecast 23/24
- Budget vs. Actual
- Statement of Financial Position
- Statement of Cash Flows
- Monthly Check Register
- AP Aging

FY23-24 CalOps Central Coast

Monthly Cash Flow/Forecast FY23-24

Revised 01/19/24

Actuals Through: 12/31/2023

ADA = 137.47



	Jul-23	Aug-23	Sep-23	Oct-23	Nov-23	Dec-23	Jan-24	Feb-24	Mar-24	Apr-24	May-24	Jun-24	Year-End Accruals	Annual Forecast	Original Budget Total	Favorable / (Unfav.)
Facilities, Repairs and Other Leases		1,535	173	300	35	5,440	3,942	3,942	3,942	3,942	3,942	3,942	-	31,138	31,900	762
5601 Rent							685	685	685	685	685	685		4,110	6,520	2,410
5602 Additional Rent		58	88			628	29	29	29	29	29	29		948	348	(600)
5603 Equipment Leases							32	32	32	32	32	32		190	380	190
		58	88			628	746	746	746	746	746	746		5,248	7,248	2,000
Professional/Consulting Services																
5801 IT						39,066	7,820	7,820	7,820	7,820	7,820	7,820	(7,786)	78,200	62,500	(15,700)
5802 Audit & Taxes			6	68	48	4,080								4,201	918	(3,283)
5803 Legal			63	109	9	209	437	437	437	437	437	437		3,011	5,242	2,231
5804 Professional Development			551	183	412	2,500	1,212	1,212	1,212	1,212	1,212	1,212		10,918	14,543	3,625
5805 General Consulting		1	375	501	377	49,038	2,424	2,424	2,424	2,424	2,424	2,424	(56,000)	8,832	12,106	3,274
5807 Bank Charges			25				133	133	133	133	133	133		825	1,599	775
5809 Other taxes and fees		4	8	0	6	16	492	492	492	492	492	492		2,985	5,903	2,918
5810 Payroll Service Fee						14,375								14,375		(14,375)
5811 Management Fee		1,192	596	619	615	622	733	733	733	733	733	733		8,044	7,150	(894)
5812 District Oversight Fee							1,148	1,148	3,423	2,102	2,102	2,102	5,144	17,167	13,596	(3,571)
5815 Public Relations/Recruitment		722	644		452	12,192	1,229	1,229	1,229	1,229	1,229	1,229		21,386	14,753	(6,633)
	69	1,987	2,391	1,480	2,476	122,097	15,577	15,577	17,852	16,530	16,530	16,530	(59,152)	169,943	138,310	(31,633)
Depreciation																
Interest																
Total Expenses	38,781	57,823	53,101	52,168	73,638	322,067	179,037	176,981	175,143	171,765	171,765	171,765	41,682	1,685,717	1,383,280	(302,437)
Monthly Surplus (Deficit)	(34,068)	(17,522)	(12,416)	82,912	(77,378)	(179,923)	(45,613)	(51,557)	184,619	63,857	55,857	55,857	220,215	244,838	123,060	121,778
Cash Flow Adjustments																
Monthly Surplus (Deficit)	(34,068)	(17,522)	(12,416)	82,912	(77,378)	(179,923)	(45,613)	(51,557)	184,619	63,857	55,857	55,857	220,215	244,838		
Cash flows from operating activities																
Depreciation/Amortization																
Public Funding Receivables			(32,202)	32,202			107,835						(261,897)	(154,062)		
Grants and Contributions Rec.		420,525	1,829	(151,463)	3,910	(445)								274,356		
Due To/From Related Parties	38,712	57,168	53,111	(600,440)	72,801	118,123						(485,000)		(745,524)		
Prepaid Expenses																
Other Assets																
Accounts Payable		1,190	(50,030)										41,682	(7,159)		
Accrued Expenses		(5,408)	48,681			160								43,432		
Other Liabilities																
Cash flows from investing activities																
Purchases of Prop. And Equip.																
Notes Receivable																
Cash flows from financing activities																
Proceeds from Factoring																
Payments on Factoring																
Proceeds(Payments) on Debt																
Total Change in Cash	4,644	455,953	8,973	(636,790)	(667)	(62,085)	62,222	(51,557)	184,619	63,857	55,857	(429,143)				
Cash, Beginning of Month	977,537	982,181	1,438,133	1,447,106	810,317	809,650	747,566	809,787	758,230	942,849	1,006,705	1,062,562				
Cash, End of Month	982,181	1,438,133	1,447,106	810,317	809,650	747,566	809,787	758,230	942,849	1,006,705	1,062,562	633,418				

California Online Public Schools

Financial Package
December 31, 2023

Presented by:



California Online Public Schools Central Coast

Budget vs Actual

For the period ended December 31, 2023

	Current Period Actual	Current Period Budget	Current Period Variance	Current Year Actual	YTD Budget	YTD Budget Variance	Total Budget
Revenues							
State Aid - Revenue Limit							
LCFF State Aid	\$ 115,926	\$ 60,657	\$ 55,269	\$ 283,588	\$ 249,368	\$ 34,220	\$ 673,514
Education Protection Account	5,501	5,498	3	11,003	10,996	7	21,991
In Lieu of Property Taxes	-	53,163	(53,163)	-	279,103	(279,103)	664,085
Total State Aid - Revenue Limit	121,427	119,317	2,110	294,591	539,466	(244,875)	1,359,590
Federal Revenue							
Special Education - Entitlement	-	1,238	(1,238)	-	5,089	(5,089)	13,745
Total Federal Revenue	-	1,238	(1,238)	-	5,089	(5,089)	13,745
Other State Revenue							
State Special Education	-	8,788	(8,788)	34,875	36,127	(1,252)	97,575
Mandated Cost	3,885	3,873	12	3,885	3,873	12	3,873
State Lottery	14,096	-	14,096	14,096	-	14,096	26,060
Other State Revenue	2,275	495	1,780	4,322	2,034	2,288	5,498
Total Other State Revenue	20,256	13,155	7,101	57,178	42,034	15,144	133,005
Other Local Revenue							
Interest Revenue	462	-	462	7,415	-	7,415	-
Total Other Local Revenue	462	-	462	7,415	-	7,415	-
Total Revenues	142,145	133,710	8,435	359,184	586,589	(227,405)	1,506,339
Expenses							
Certificated Salaries							
Teachers' Salaries	\$ 30,884	\$ 27,743	\$ (3,142)	\$ 199,559	\$ 166,455	\$ (33,103)	\$ 399,493
Teachers' Extra Duty/Stipends	-	11	11	-	65	65	156
Pupil Support Salaries	2,372	2,137	(235)	16,721	12,821	(3,899)	30,771
Administrators' Salaries	3,398	3,528	130	23,701	21,169	(2,532)	50,805
Total Certificated Salaries	36,655	33,418	(3,236)	239,980	200,511	(39,469)	481,225
Classified Salaries							
Instructional Salaries	77	69	(9)	483	411	(71)	987
Support Salaries	110	110	(1)	764	659	(105)	1,582
Supervisors' and Administrators' Salaries	535	514	(21)	3,899	3,084	(815)	7,401
Clerical and Office Staff Salaries	176	92	(84)	979	554	(425)	1,331
Total Classified Salaries	899	785	(114)	6,124	4,708	(1,416)	11,300
Benefits							
State Teachers' Retirement System, certificated positions	160	5,319	5,160	160	31,915	31,755	63,829
OASDI/Medicare/Alternative, certificated positions	171	41	(130)	1,184	243	(940)	486
Medicare/Alternative, certificated positions	517	413	(104)	3,394	2,480	(914)	4,959
Health and Welfare Benefits, certificated positions	51,053	8,140	(42,913)	52,002	48,841	(3,161)	97,682
State Unemployment Insurance, certificated positions	32	1,437	1,405	191	8,619	8,428	28,731
Workers' Compensation Insurance, certificated positions	6	399	393	1,708	2,394	686	4,788
Total Benefits	51,938	15,749	(36,190)	58,638	94,492	35,854	200,476
Books & Supplies							
Textbooks and Core Materials	3,509	617	(2,892)	13,354	3,700	(9,654)	7,400
Books and Reference Materials	54,279	13,542	(40,738)	54,279	81,250	26,971	162,500
School Supplies	-	1,532	1,532	1,557	9,193	7,636	18,387
Software	27,472	5,756	(21,716)	53,308	34,533	(18,774)	69,067
Office Expense	1,320	211	(1,109)	1,522	1,268	(254)	2,535
Business Meals	-	284	284	-	1,701	1,701	3,402
Noncapitalized Equipment	682	3,451	2,768	7,838	20,703	12,866	41,407
Total Books & Supplies	87,262	25,391	(61,870)	131,858	152,349	20,491	304,698
Subagreement Services							
Nursing	504	-	(504)	504	-	(504)	-
Special Education	3,302	8,467	5,165	8,321	50,800	42,479	101,600
Substitute Teacher	4,030	-	(4,030)	4,030	-	(4,030)	-
Other Educational Consultants	7,233	8,877	1,644	7,286	53,261	45,975	106,522
Instructional Services	2,080	-	(2,080)	2,080	-	(2,080)	-
Total Subagreement Services	17,148	17,344	195	22,221	104,061	81,840	208,122
Operations & Housekeeping							
Auto and Travel	10	1,333	1,323	10	8,000	7,990	16,000
Dues & Memberships	2,004	108	(1,896)	3,550	650	(2,900)	1,300

California Online Public Schools Central Coast

Budget vs Actual

For the period ended December 31, 2023

	Current Period Actual	Current Period Budget	Current Period Variance	Current Year Actual	YTD Budget	YTD Budget Variance	Total Budget
Insurance	1,211	8	(1,203)	1,620	50	(1,570)	100
Utilities	-	46	46	-	279	279	557
Janitorial Services	-	75	75	-	450	450	900
Communications	55	1,087	1,032	142	6,522	6,379	13,043
Postage and Shipping	2,159	-	(2,159)	2,162	-	(2,162)	-
Total Operations & Housekeeping	5,440	2,658	(2,782)	7,484	15,950	8,466	31,900
Facilities, Repairs & Other Leases							
Rent	-	543	543	-	3,260	3,260	6,520
Additional Rent	628	29	(599)	774	174	(600)	348
Equipment Leases	-	32	32	-	190	190	380
Total Facilities, Repairs & Other Leases	628	604	(24)	774	3,624	2,850	7,248
Professional/Consulting Services							
IT	39,066	5,208	(33,857)	39,066	31,250	(7,816)	62,500
Audit & Taxes	4,080	306	(3,774)	4,201	918	(3,283)	918
Legal	209	437	228	390	2,621	2,231	5,242
Professional Development	2,500	1,212	(1,288)	3,646	7,272	3,626	14,543
General Consulting	49,038	1,009	(48,029)	50,291	6,053	(44,238)	12,106
Special Activities/Field Trips	-	-	-	309	-	(309)	-
Bank Charges	-	133	133	25	800	775	1,599
Other Taxes and Fees	16	492	476	34	2,952	2,918	5,903
Payroll Service Fee	14,375	-	(14,375)	14,375	-	(14,375)	-
Management Fee	622	596	(26)	3,644	3,575	(69)	7,150
District Oversight Fee	-	1,193	1,193	-	5,395	5,395	13,596
SPED Encroachment	-	-	-	510	-	(510)	-
Public Relations/Recruitment	12,192	1,229	(10,963)	14,010	7,377	(6,633)	14,753
Total Professional/Consulting Services	122,097	11,816	(110,281)	130,499	68,211	(62,289)	138,310
Total Expenses	322,067	107,765	(214,303)	597,579	643,906	46,327	1,383,280
Change in Net Assets	(179,923)	25,945	(205,868)	(238,395)	(57,317)	(181,078)	123,060
Net Assets, Beginning of Period	125,930			184,403			
Net Assets, End of Period	\$ (53,992)			\$ (53,992)			

California Online Public Schools

Statement of Financial Position

December 31, 2023

	California Online Public Schools Southern California	California Online Public Schools Academy Central Valley	California Online Public Schools Northern California	California Online Public Schools Academy North Bay	California Online Public Schools Monterey Bay	California Online Public Schools Central Coast	Combined
Assets							
Current Assets							
Cash & Cash Equivalents	19,751,553	\$ 7,742,389	\$ 14,246,531	\$ 1,860,529	\$ 2,433,289	\$ 747,566	\$ 46,781,856
Accounts Receivable	(8,789,893)	(1,049,474)	1,336,746	222,712	(192,377)	(21,630)	(8,493,916)
Due To/From Related Parties	14,904,280	(3,032,163)	(8,409,778)	(747,388)	(2,228,695)	(486,256)	-
Prepaid Expenses	283,964	35,329	75,985	-	8,506	-	403,784
Total Current Assets	26,149,904	3,696,081	7,249,484	1,335,853	20,722	239,679	38,691,724
Long-Term Assets							
Property & Equipment, Net	20,958	-	116,761	-	-	-	137,719
Deposits	20,287	100	-	-	-	-	20,387
Total Long Term Assets	41,246	100	116,761	-	-	-	158,106
Total Assets	\$ 26,191,149	\$ 3,696,181	\$ 7,366,244	\$ 1,335,853	\$ 20,722	\$ 239,679	\$ 38,849,831
Liabilities							
Current Liabilities							
Accounts Payable	\$ 1,107	\$ -	\$ 200	\$ -	\$ -	\$ -	1,307
Accrued Liabilities	(417,156)	(438,891)	1,247,648	210,700	422,265	106,009	1,130,576
Deferred Revenue	7,966,730	1,321,229	2,366,373	367,413	531,408	187,176	12,740,328
Deferred Rent, Current Portion	25,606	3,517	8,658	1,245	2,327	487	41,840
Total Current Liabilities	7,576,287	885,855	3,622,879	579,358	956,000	293,672	13,914,052
Long-Term Liabilities							
Total Liabilities	7,576,287	885,855	3,622,879	579,358	956,000	293,672	13,914,052
Total Net Assets	18,614,863	2,810,327	3,743,365	756,495	(935,278)	(53,992)	24,935,779
Total Liabilities and Net Assets	\$ 26,191,149	\$ 3,696,181	\$ 7,366,244	\$ 1,335,853	\$ 20,722	\$ 239,679	\$ 38,849,831

California Online Public Schools

Statement of Cash Flows

For the period ended December 31, 2023

	California Online Public Schools Southern California	California Online Public Schools Academy Central Valley	California Online Public Schools Northern California	California Online Public Schools Academy North Bay	California Online Public Schools Monterey Bay	California Online Public Schools Central Coast	Month Ended 12/31/23
Cash Flows from Operating Activities							
Change in Net Assets	\$ 1,332,451	\$ (787,204)	\$ (3,090,919)	\$ (280,799)	\$ (973,898)	\$ (179,923)	\$ (3,980,291)
Adjustments to reconcile change in net assets to net cash flows from operating activities:							
Decrease/(Increase) in Operating Assets:							
Grants, Contributions & Pledges Receivable	(5,075,819)	581,281	3,706	72,957	26,523	(445)	(4,391,798)
Due from Related Parties	(3,241,052)	722,373	1,737,279	150,245	513,031	118,123	-
Prepaid Expenses	223,887	-	-	1,501	-	-	225,388
Accounts Payable	1,107	-	200	-	-	-	1,307
Accrued Expenses	(1,709,724)	-	-	209	-	160	(1,709,356)
Deferred Revenue	-	(131,297)	-	-	(46,498)	-	(177,795)
Total Cash Flows from Operating Activities	(8,469,149)	385,153	(1,349,735)	(55,887)	(480,841)	(62,085)	(10,032,545)
Cash Flows from Investing Activities							
Purchases of Property & Equipment	181	-	4,670	-	-	-	4,851
Total Cash Flows from Investing Activities	181	-	4,670	-	-	-	4,851
Change in Cash & Cash Equivalents	(8,468,969)	385,153	(1,345,065)	(55,887)	(480,841)	(62,085)	(10,027,694)
Cash & Cash Equivalents, Beginning of Period	28,220,521	7,357,237	15,591,596	1,916,416	2,914,130	809,650	56,809,550
Cash and Cash Equivalents, End of Period	\$ 19,751,553	\$ 7,742,389	\$ 14,246,531	\$ 1,860,529	\$ 2,433,289	\$ 747,566	\$ 46,781,856

California Online Public Schools Central Coast

Accounts Payable Aging

December 31, 2023

Vendor Name	Invoice/Credit Number	Invoice Date	Date Due	Current	1 - 30 Days Past Due	31 - 60 Days Past Due	61 - 90 Days Past Due	Over 90 Days Past Due	Total
				\$ -	\$ -	\$ -	\$ -	\$ -	\$ -
Total Outstanding Invoices				<u>\$ -</u>	<u>\$ -</u>	<u>\$ -</u>	<u>\$ -</u>	<u>\$ -</u>	<u>\$ -</u>

California Online Public Schools Central Coast

Check Register

For the period ended December 31, 2023

Check Number	Vendor Name	Transaction Description	Check Date	Check Amount
70010	Effectual Educational Consulting Serv	SpEd Svcs - 09/23	12/6/2023	\$ 370.00
70011	El Paseo Childrens Center Inc.	SpEd Svcs - 09/23	12/6/2023	430.00
70012	Pearson Virtual Schools USA	PVS invoice - accounting and regulatory reporting - 07/23	12/13/2023	202,449.61
70012	Pearson Virtual Schools USA	PVS invoice - accounting and regulatory reporting - 08/23	12/13/2023	202,449.61
70012	Pearson Virtual Schools USA	PVS invoice - accounting and regulatory reporting - 09/23	12/13/2023	202,449.61
70012	Pearson Virtual Schools USA	PVS invoice - accounting and regulatory reporting - 10/23	12/13/2023	202,449.61
70013	Oxford Consulting Services Inc.	SpEd Svcs - 10/23	12/19/2023	535.00

Total Disbursements Issued in December \$ 811,133.44



California Online Public Schools – Central Valley

Monthly Financial Presentation – December 2023

Highlights

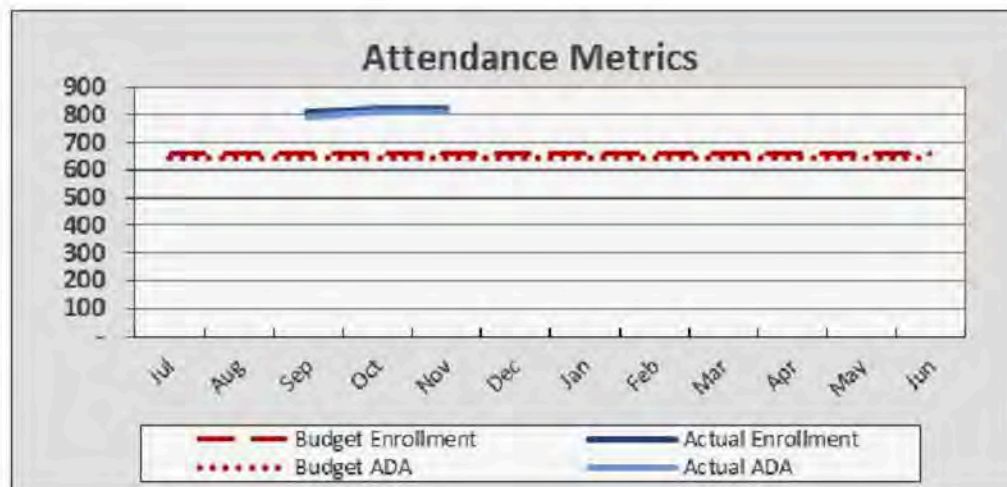
- Enrollment forecasted at 825 students; up from 657
- Attendance forecasted at 809 (98%); up from 644
- Revenue forecasted at \$12.6M; up \$2.5M
- Expenses forecasted at \$10.9M; up \$1.5M
- **Surplus forecasted at \$1.7M** with an ending fund balance forecasted at \$5M
- Cash balance is at \$7.7M



Attendance Data and Metrics

- Enrollment forecasted at 825 students; *trending positively (+25%)*
- ADA forecasted at 809; *in line with FY24 P1*
- Unduplicated rate of 65%

Enrollment & Per Pupil Data			
	<u>Actual</u>	<u>Forecast</u>	<u>Budget</u>
Average Enrollment	820	825	657
ADA	804	809	644
Attendance Rate	98.0%	98.0%	98.0%
Unduplicated %	65.1%	65.1%	64.0%
Revenue per ADA		\$15,638	\$15,662
Expenses per ADA		\$13,462	\$14,517



Revenue

- **FY24 annual revenues forecasted at \$12.6M:**
 - Up \$2.5M due to increased student count above plan

Revenue	Year-to-Date			Annual/Full Year		
	Actual	Budget	Fav/(Unf)	Forecast	Budget	Fav/(Unf)
State Aid-Rev Limit	\$ 2,929,005	\$ 3,560,133	\$ (631,128)	\$ 10,944,773	\$ 8,640,774	\$ 2,303,999
Federal Revenue	-	295,450	(295,450)	726,539	662,318	64,221
Other State Revenue	247,430	252,214	(4,784)	982,815	779,179	203,636
Other Local Revenue	1,514	-	1,514	1,514	-	1,514
Total Revenue	\$ 3,177,949	\$ 4,107,796	\$ (929,848)	\$ 12,655,641	\$ 10,082,271	\$ 2,573,371



Expenses

- **FY24 annual expenses forecasted at \$10.9M**
 - Increases in salaries due to new hires and planned increases
 - Marginal increases driven by higher ADA (% share)
 - *Increased revenues outweigh increased cost (net positive)*

Expenses	Year-to-Date			Annual/Full Year		
	Actual	Budget	Fav/(Unf)	Forecast	Budget	Fav/(Unf)
Certificated Salaries	\$ 1,458,340	\$ 1,218,487	\$ (239,854)	\$ 3,566,913	\$ 2,924,368	\$ (642,544)
Classified Salaries	37,215	28,613	(8,602)	87,743	68,671	(19,073)
Benefits	354,922	596,298	241,376	1,820,609	1,260,007	(560,602)
Books and Supplies	834,940	1,279,640	444,701	2,810,277	2,559,281	(250,996)
Subagreement Services	213,392	626,943	413,551	1,321,459	1,253,886	(67,574)
Operations	38,093	73,973	35,880	125,415	147,945	22,530
Facilities	14,569	21,500	6,931	41,619	43,000	1,381
Professional Services	737,910	539,176	(198,733)	1,120,494	1,088,250	(32,244)
Depreciation	-	-	-	-	-	-
Interest	-	-	-	-	-	-
Total Expenses	\$ 3,689,380	\$ 4,384,629	\$ 695,249	\$ 10,894,528	\$ 9,345,407	\$ (1,549,122)

Fund Balance

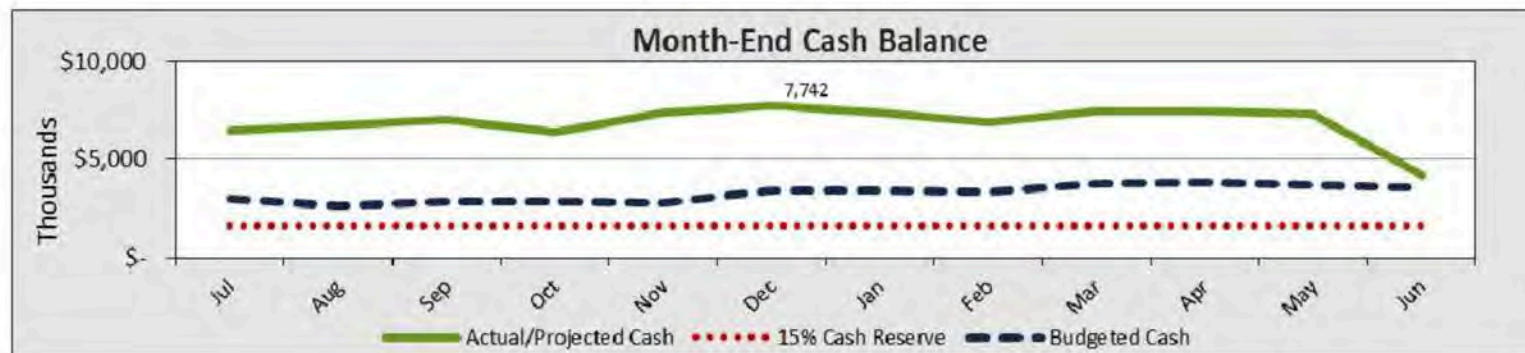
- **Annual surplus forecasted at \$1.7M**
- **Ending fund balance forecasted at \$5M (47% of total expenses)**

	Year-to-Date			Annual/Full Year		
	Actual	Budget	Fav/(Unf)	Forecast	Budget	Fav/(Unf)
Total Surplus(Deficit)	\$ (511,431)	\$ (276,833)	\$ (234,598)	\$ 1,761,113	\$ 736,864	\$ 1,024,249
Beginning Fund Balance	<u>3,321,758</u>	<u>3,321,758</u>		<u>3,321,758</u>	<u>3,321,758</u>	
Ending Fund Balance	<u>\$ 2,810,327</u>	<u>\$ 3,044,925</u>		<u>\$ 5,082,871</u>	<u>\$ 4,058,622</u>	
<i>As a % of Annual Expenses</i>	25.8%	32.6%		46.7%	43.4%	



Cash Balance

- **Current cash balance of \$7.7M (250 days)**
- **Cash projected at \$4.5M by fiscal year end**
 - *Sorting through some items here*



Compliance Reporting



Area	Due Date	Description	Completed By	Board Must Approve	Signature Required	Additional Information
DATA	Set by Authorizer (by Jan 17)	Principal Apportionment P-1 - The First Principal attendance period, designated P-1, is the attendance count for all full school months during the period from July 1 through the last school month that ends on or before December 31 of the FY, and is used by the CDE to compute the P-1 Apportionment. Attendance data collected within the P-1 reporting date range must be uploaded into the state's Principal Apportionment Data Collection portal.	Charter Impact with CalOps support	No	Yes	https://www.cde.ca.gov/fg/ft/na/
DATA	2-Jan	CALPADS - Fall 2 Submission Window opens - Information will be used by the US Department of Education and the California Department of Education to gain insights into student course enrollments, services rendered in support of school's English Learner population, staff assignments and full-time equivalent levels. The reported data represent a snapshot of a school's status in the previously listed areas per Census Day, October 4, 2023. Schools have until March 1, 2024 to certified data. IMPORTANT: Fall 2 Staff assignment data will be referenced by the Commission on Teacher Credentialing (CTC) for accountability purposes. CTC will cross reference teachers' credential information with the courses/sections they are assigned to teach. CTC will report misassignments/discrepancies to your charter authorizer.	Charter Impact submits with data provided by CalOps	No	No	https://www.cde.ca.gov/ds/ps/cl/rptcalendar.asp
FINANCE	12-Jan	Federal Stimulus Reporting - Local educational agencies (LEAs) are required to report to the California Department of Education (CDE) on funds received through the CARES Act, the CRRSA Act, and the ARP. (ESSER I, GEER, ESSER II, ESSER III). LEAs are required to report status of funds for the period October 1, 2023 - December 31, 2023.	Charter Impact with CalOps support	No	No	https://www.cde.ca.gov/fg/ft/rpt/reporting.asp
FINANCE	15-Jan	Consolidated Application (ConApp) reporting - Winter - The ConApp is used by the CDE to distribute categorical funds from various state and federal programs to county offices, school districts, and direct-funded charter schools throughout California. The winter release is submitted in January of each year and contains the LEA's entitlements for each funded program.	Charter Impact	No	No	https://www.cde.ca.gov/fg/a/a/co/cars.asp
FINANCE	17-Jan	Mid-Year Expenditure Report due to SELPA - Interim financial reporting for actuals through December 31 are due to El Dorado Charter SELPA.	Charter Impact	No	No	http://charterselpa.org/fiscal/
FINANCE	19-Jan	SELPA ADA/Enrollment report #2 - Interim financial reporting due to El Dorado Charter SELPA.	Charter Impact	No	No	http://charterselpa.org/fiscal/
DATA	26-Jan	CALPADS - Fall 1 Amendment deadline - Final opportunity to review and correct your certified CALPADS - Fall 1 student data. Students' program eligibility information associated with lunch, special education, homeless, English language learner, school enrollment and graduation statuses will be submitted to the CDE. This data will be used to in CDE's CA Dashboard calculations and determine access to funding such as student meal reimbursements and unduplicated count factors.	Charter Impact submits with data provided by CalOps	No	No	https://www.cde.ca.gov/ds/ps/cl/rptcalendar.asp
FINANCE	31-Jan	Federal Cash Management - Period 3 - The Title I, Part A; Title I, Part D, Subpart 2; Title II, Part A; Title III EL; Title III Immigrant; and Title IV, Part A programs under the Elementary and Secondary Education Act of 1965 (ESEA), as amended by the ESSA, will utilize the Federal Cash Management program. Charter schools that are awarded a grant under any of these programs must submit the CMDC report for a particular quarter in order to receive an apportionment for that quarter; CDE will apportion funds to LEAs whose cash balance is below a certain threshold.	Charter Impact	No	No	https://www.cde.ca.gov/fg/a/a/cm/

Compliance Reporting



DATA	1-Feb	School Accountability Report Card - All public schools in California are required to prepare an annual SARC (2022/23). SARCs are intended to provide the public with important information about each public school and to communicate a school's progress in achieving its goals. EC Section 35256 requires LEA governing boards to approve SARCs for publications.	CalOps	Yes	No	https://www.cde.ca.gov/ts/a/c/sa/
FINANCE	1-Feb	Nonclassroom-Based Funding Determination - Charter schools with an existing funding determination ending in 2023/24 must request a funding determination on or before February 1. Education Code [EC] Section 47612.5 prohibits charter schools from receiving any funding for nonclassroom-based instruction unless the State Board of Education (SBE) determines its eligibility for funding.	Charter Impact	No	Yes	https://www.cde.ca.gov/sp/c/h/nc/lrbifunddet.asp
FINANCE	15-Feb	Board of Equalization Property Tax Exemption - Property used exclusively for public schools, community colleges, state colleges, and state universities is exempt from property taxation (article XIII, section 3, subd. (d), Revenue and Taxation Code section 202, subd. (a)(3)). The property is exempt from taxation on the basis of its exclusive use for public school purposes. If the property is not owned by the public school, the owner of the property is required to file a claim for the Lessor's Exemption. If the owner of the property does not claim the exemption, the public school may file the Public School Exemption claim.	Charter Impact	No	Yes	https://www.boe.ca.gov/prop/taxes/lessor_exemption.htm
FINANCE	20-Feb	Certification of the First Principal Apportionment - The Principal Apportionment includes funding for the Local Control Funding Formula, the primary source of an LEA's general purpose funding; Special Education (AB 602); and funding for several other programs. The First Principal Apportionment (P-1), certified by February 20, is based on the first period data that LEAs report to CDE in November through January. P-1 supersedes the Advance Apportionment calculations and establishes each LEA's monthly state aid payment for February through May.	FYI	No	No	https://www.cde.ca.gov/fg/a/a/pa/
DATA	26-Feb	CRDC - 2023-24 Submission Window (Dec 11, 2023-Feb 26, 2024) - The CRDC collects key information on civil rights indicators, including student enrollment and educational programs and services, most of which is disaggregated by race and ethnicity, sex, limited English proficiency, and disability status.	Charter Impact submits with data provided by CalOps	No	No	https://crdc.communities.ed.gov/#program
FINANCE	28-Feb	E-Rate FCC Form 470 Due date (FY2024) - To request bids for service, applicants certify an FCC Form 470 in the E-rate Productivity Center (EPC). This is a formal process to identify and request the products and services you need so that potential service providers can review your requests and submit bids. The FCC Form 470 must be certified in EPC at least 28 days before the close of the filing window. February 28, 2023 is the deadline to certify an FY2023 FCC Form 470 and still be able to certify an FCC Form 471 within the FY2024 filing window.	CalOps	No	No	https://www.usac.org/sites/default/forms/
FINANCE	Set by Authorizer (by Mar 15)	2nd Interim Financial Report - Local educational agencies (LEAs) are required to file two reports during a fiscal year (interim reports) on the status of the LEA's financial health. The first interim report is due December 15 for the period ending October 31. The second is due March 15 for the period ending January 31	Charter Impact	Yes	Yes	https://www.cde.ca.gov/fg/ti/lw/interimstatus.asp

Appendix

- Monthly Cash Flow / Forecast 23/24
- Budget vs. Actual
- Statement of Financial Position
- Statement of Cash Flows
- Monthly Check Register
- AP Aging



FY23-24 CalOps Central Valley

Monthly Cash Flow/Forecast FY23-24

Revised: 01/19/24

Actuals Through: 12/31/2023

ADA = 809.28

	Jul-23	Aug-23	Sep-23	Oct-23	Nov-23	Dec-23	Jan-24	Feb-24	Mar-24	Apr-24	May-24	Jun-24	Year-End Accruals	Annual Forecast	Original Budget Total	Favorable / (Unfav.)
			532	4,140	8,811	1,086	4,508	4,508	4,508	4,508	4,508	4,508		41,619	43,000	1,381
Professional/Consulting Services																
5801 IT	-	-	-	-	-	185,099	65,670	65,670	65,670	65,670	65,670	65,670	77,581	856,700	522,400	(134,300)
5802 Audit & Taxes	-	-	37	411	290	23,660	-	-	-	-	-	-	-	24,398	5,308	(19,090)
5803 Legal	-	-	382	664	54	1,278	-	-	-	-	-	-	-	2,378	-	(2,378)
5804 Professional Development	-	-	3,346	1,113	2,506	15,833	7,006	7,006	7,006	7,006	7,006	7,006	19,238	84,073	84,073	-
5805 General Consulting	-	6	2,781	3,042	2,292	318,673	26,507	26,507	26,507	26,507	26,507	26,507	(510,752)	(24,917)	206,823	231,740
5807 Bank Charges	116	113	107	78	95	100	83	83	83	83	83	83	-	1,107	1,030	(107)
5809 Other taxes and fees	-	21	47	1	38	47	3,800	3,800	3,800	3,800	3,800	3,800	-	22,956	45,604	22,648
5810 Payroll Service Fee	-	-	-	-	-	88,044	-	-	-	-	-	-	-	88,044	-	(88,044)
5811 Management Fee	-	7,242	3,621	3,624	3,600	3,643	4,492	4,492	4,492	4,492	4,492	4,492	-	48,679	43,450	(5,229)
5812 District Oversight Fee	-	-	-	-	-	-	6,025	6,025	16,456	9,227	9,227	9,227	53,259	109,448	86,408	(23,040)
5815 Public Relations/Recruitment	-	4,385	3,911	-	2,749	49,990	7,765	7,765	7,765	7,765	7,765	7,765	-	107,627	93,184	(14,443)
	521	12,171	14,960	8,932	14,999	686,367	121,036	121,036	131,467	124,238	124,238	124,238	(363,671)	1,120,494	1,088,250	(32,244)
Depreciation																
Interest																
Total Expenses	235,772	346,371	354,344	323,130	467,225	1,962,539	1,189,092	1,177,830	1,165,736	1,147,244	1,147,244	1,147,244	230,759	10,894,528	9,345,407	(1,549,122)
Monthly Surplus (Deficit)	(207,939)	(17,179)	(2,957)	344,470	159,377	(787,204)	(369,427)	(511,381)	582,244	31,025	(122,192)	(122,192)	2,784,467	1,761,113	736,864	1,024,249
Cash Flow Adjustments																
Monthly Surplus (Deficit)	(207,939)	(17,179)	(2,957)	344,470	159,377	(787,204)	(369,427)	(511,381)	582,244	31,025	(122,192)	(122,192)	2,784,467	1,761,113	736,864	1,024,249
Cash flows from operating activities																
Depreciation/Amortization	-	-	-	-	-	-	-	-	-	-	-	-	-	-	-	-
Public Funding Receivables	2,337,530	1,215	-	(542,418)	542,418	581,281	-	-	-	-	-	-	(3,015,226)	(95,200)	245,627	-
Grants and Contributions Rec.	-	-	61,552	(278,832)	(259,466)	722,373	-	-	-	-	-	-	-	245,627	-	-
Due To/From Related Parties	(68,744)	416,368	322,754	(88,952)	449,005	-	-	-	-	-	-	(3,000,000)	-	(1,969,570)	-	-
Prepaid Expenses	-	(159)	159	(27,038)	-	-	-	-	-	-	-	-	-	(27,038)	-	-
Other Assets	-	-	-	-	-	(131,297)	-	-	-	-	-	-	-	(131,297)	-	-
Accounts Payable	-	(21,805)	(381,802)	-	-	-	-	-	-	-	-	-	230,759	(172,847)	-	-
Accrued Expenses	(1,075,623)	(112,159)	301,472	-	40,626	-	-	-	-	-	-	-	-	(845,684)	-	-
Other Liabilities	-	-	-	-	-	-	-	-	-	-	-	-	-	-	-	-
Cash flows from investing activities																
Purchases of Prop. And Equip.	-	-	-	-	-	-	-	-	-	-	-	-	-	-	-	-
Notes Receivable	-	-	-	-	-	-	-	-	-	-	-	-	-	-	-	-
Cash flows from financing activities																
Proceeds from Factoring	-	-	-	-	-	-	-	-	-	-	-	-	-	-	-	-
Payments on Factoring	-	-	-	-	-	-	-	-	-	-	-	-	-	-	-	-
Proceeds(Payments) on Debt	-	-	-	-	-	-	-	-	-	-	-	-	-	-	-	-
Total Change in Cash	985,225	266,281	301,178	(592,771)	931,960	385,133	(369,427)	(511,381)	582,244	31,025	(122,192)	(3,122,192)				
Cash, Beginning of Month	5,465,365	6,450,589	6,716,870	7,018,048	6,425,277	7,357,237	7,742,389	7,372,963	6,861,582	7,443,825	7,474,851	7,352,659				
Cash, End of Month	6,450,589	6,716,870	7,018,048	6,425,277	7,357,237	7,742,389	7,372,963	6,861,582	7,443,825	7,474,851	7,352,659	4,230,467				

California Online Public Schools

Financial Package
December 31, 2023

Presented by:



California Online Public Schools Academy Central Valley

Budget vs Actual

For the period ended December 31, 2023

	Current Period Actual	Current Period Budget	Current Period Variance	Current Year Actual	YTD Budget	YTD Budget Variance	Total Budget
Revenues							
State Aid - Revenue Limit							
LCFF State Aid	\$ 524,903	\$ 565,833	\$ (40,929)	\$ 2,210,545	\$ 2,326,200	\$ (115,656)	\$ 6,119,923
Education Protection Account	543,157	533,568	9,589	543,157	1,067,135	(523,978)	2,134,271
In Lieu of Property Taxes	66,782	31,771	35,011	175,303	166,797	8,506	386,580
Total State Aid - Revenue Limit	1,134,842	1,131,171	3,671	2,929,005	3,560,133	(631,128)	8,640,774
Federal Revenue							
Special Education - Entitlement	-	7,440	(7,440)	-	30,586	(30,586)	80,468
Title I, Part A - Basic Low Income	-	105,399	(105,399)	-	140,532	(140,532)	151,496
Title II, Part A - Teacher Quality	-	16,743	(16,743)	-	22,324	(22,324)	22,324
Other Federal Revenue	-	-	-	-	102,008	(102,008)	408,030
Total Federal Revenue	-	129,582	(129,582)	-	295,450	(295,450)	662,318
Other State Revenue							
State Special Education	-	52,817	(52,817)	205,350	217,136	(11,786)	571,257
Mandated Cost	22,682	23,168	(486)	22,682	23,168	(486)	23,168
State Lottery	-	-	-	-	-	-	152,567
Other State Revenue	16,777	2,897	13,880	19,398	11,909	7,489	32,187
Total Other State Revenue	39,459	78,882	(39,423)	247,430	252,214	(4,784)	779,179
Other Local Revenue							
Interest Revenue	1,035	-	1,035	1,514	-	1,514	-
Total Other Local Revenue	1,035	-	1,035	1,514	-	1,514	-
Total Revenues	1,175,336	1,339,635	(164,299)	3,177,949	4,107,796	(929,848)	10,082,271
Expenses							
Certificated Salaries							
Teachers' Salaries	\$ 187,682	\$ 168,589	\$ (19,092)	\$ 1,212,703	\$ 1,011,536	\$ (201,167)	\$ 2,427,687
Teachers' Extra Duty/Stipends	-	66	66	-	395	395	948
Pupil Support Salaries	14,414	12,986	(1,428)	101,611	77,915	(23,696)	186,996
Administrators' Salaries	20,651	21,440	789	144,026	128,641	(15,386)	308,737
Total Certificated Salaries	222,747	203,081	(19,666)	1,458,340	1,218,487	(239,854)	2,924,368
Classified Salaries							
Instructional Salaries	471	417	(54)	2,933	2,500	(433)	6,000
Support Salaries	671	667	(4)	4,640	4,005	(636)	9,611
Supervisors' and Administrators' Salaries	3,248	3,123	(125)	23,693	18,739	(4,954)	44,975
Clerical and Office Staff Salaries	1,071	561	(510)	5,949	3,369	(2,580)	8,085
Total Classified Salaries	5,461	4,769	(692)	37,215	28,613	(8,602)	68,670
Benefits							
State Teachers' Retirement System, certificated positions	-	32,324	32,324	970	193,943	192,973	387,885
Public Employees' Retirement System, classified positions	-	1,073	1,073	-	6,438	6,438	12,876
OASDI/Medicare/Alternative, certificated positions	1,039	246	(793)	7,192	1,478	(5,714)	2,957
Medicare/Alternative, certificated positions	3,141	2,512	(630)	20,625	15,069	(5,556)	30,138
Health and Welfare Benefits, certificated positions	308,824	52,377	(256,447)	314,592	314,262	(330)	628,524
State Unemployment Insurance, certificated positions	194	8,426	8,232	1,163	50,558	49,395	168,528
Workers' Compensation Insurance, certificated positions	37	2,425	2,388	10,380	14,550	4,170	29,099
Total Benefits	313,236	99,383	(213,853)	354,922	596,298	241,376	1,260,007
Books & Supplies							
Textbooks and Core Materials	6,460	3,525	(2,935)	66,291	21,150	(45,141)	42,300
Books and Reference Materials	359,494	73,877	(285,618)	359,494	443,260	83,766	886,520
School Supplies	-	2,828	2,828	5,597	16,966	11,369	33,932
Software	204,756	35,050	(169,706)	353,886	210,300	(143,586)	420,600
Office Expense	733	1,189	456	1,959	7,134	5,175	14,268
Business Meals	-	1,639	1,639	-	9,833	9,833	19,666
Noncapitalized Equipment	4,230	95,166	90,936	47,713	570,998	523,285	1,141,995
Total Books & Supplies	575,674	213,273	(362,400)	834,940	1,279,640	444,701	2,559,281
Subagreement Services							
Special Education	38,657	53,208	14,551	125,633	319,250	193,617	638,500
Substitute Teacher	7,370	-	(7,370)	7,370	-	(7,370)	-
Other Educational Consultants	65,845	51,282	(14,563)	66,202	307,693	241,490	615,386
Instructional Services	14,187	-	(14,187)	14,187	-	(14,187)	-
Total Subagreement Services	126,058	104,490	(21,568)	213,392	626,943	413,551	1,253,886
Operations & Housekeeping							
Auto and Travel	63	3,146	3,083	63	18,877	18,814	37,754
Dues & Memberships	12,276	983	(11,293)	15,431	5,900	(9,531)	11,800
Insurance	7,375	75	(7,300)	9,856	450	(9,406)	900
Utilities	-	268	268	-	1,611	1,611	3,221
Janitorial Services	-	467	467	-	2,800	2,800	5,600

California Online Public Schools Academy Central Valley

Budget vs Actual

For the period ended December 31, 2023

	Current Period Actual	Current Period Budget	Current Period Variance	Current Year Actual	YTD Budget	YTD Budget Variance	Total Budget
Communications	339	7,142	6,803	868	42,850	41,982	85,700
Postage and Shipping	11,857	248	(11,609)	11,875	1,485	(10,390)	2,970
Total Operations & Housekeeping	31,910	12,329	(19,581)	38,093	73,973	35,880	147,945
Facilities, Repairs & Other Leases							
Rent	-	3,233	3,233	-	19,395	19,395	38,791
Additional Rent	1,086	168	(919)	14,569	1,005	(13,564)	2,010
Equipment Leases	-	183	183	-	1,100	1,100	2,199
Total Facilities, Repairs & Other Leases	1,086	3,583	2,497	14,569	21,500	6,931	43,000
Professional/Consulting Services							
IT	185,099	43,533	(141,566)	185,099	261,200	76,101	522,400
Audit & Taxes	23,660	1,769	(21,890)	24,398	5,308	(19,090)	5,308
Legal	1,278	-	(1,278)	2,378	-	(2,378)	-
Professional Development	15,833	7,006	(8,827)	22,798	42,036	19,238	84,073
General Consulting	318,673	17,235	(301,437)	326,794	103,412	(223,382)	206,823
Special Activities/Field Trips	-	-	-	1,876	-	(1,876)	-
Bank Charges	100	83	(16)	607	500	(107)	1,000
Other Taxes and Fees	47	3,800	3,753	154	22,802	22,648	45,604
Payroll Service Fee	88,044	-	(88,044)	88,044	-	(88,044)	-
Management Fee	3,643	3,621	(22)	21,729	21,725	(4)	43,450
District Oversight Fee	-	11,312	11,312	-	35,601	35,601	86,408
SPED Encroachment	-	-	-	2,997	-	(2,997)	-
Public Relations/Recruitment	49,990	7,765	(42,225)	61,035	46,592	(14,443)	93,184
Total Professional/Consulting Services	686,367	96,126	(590,242)	737,910	539,176	(198,734)	1,088,250
Total Expenses	1,962,539	737,034	(1,225,505)	3,689,380	4,384,629	695,249	9,345,407
Change in Net Assets	(787,204)	602,601	(1,389,804)	(511,431)	(276,833)	(234,598)	736,864
Net Assets, Beginning of Period	3,597,530			3,321,758			
Net Assets, End of Period	\$ 2,810,327			\$ 2,810,327			

California Online Public Schools

Statement of Financial Position

December 31, 2023

	California Online Public Schools Southern California	California Online Public Schools Academy Central Valley	California Online Public Schools Northern California	California Online Public Schools Academy North Bay	California Online Public Schools Monterey Bay	California Online Public Schools Central Coast	Combined
Assets							
Current Assets							
Cash & Cash Equivalents	19,751,553	\$ 7,742,389	\$ 14,246,531	\$ 1,860,529	\$ 2,433,289	\$ 747,566	\$ 46,781,856
Accounts Receivable	(8,789,893)	(1,049,474)	1,336,746	222,712	(192,377)	(21,630)	(8,493,916)
Due To/From Related Parties	14,904,280	(3,032,163)	(8,409,778)	(747,388)	(2,228,695)	(486,256)	-
Prepaid Expenses	283,964	35,329	75,985	-	8,506	-	403,784
Total Current Assets	26,149,904	3,696,081	7,249,484	1,335,853	20,722	239,679	38,691,724
Long-Term Assets							
Property & Equipment, Net	20,958	-	116,761	-	-	-	137,719
Deposits	20,287	100	-	-	-	-	20,387
Total Long Term Assets	41,246	100	116,761	-	-	-	158,106
Total Assets	\$ 26,191,149	\$ 3,696,181	\$ 7,366,244	\$ 1,335,853	\$ 20,722	\$ 239,679	\$ 38,849,831
Liabilities							
Current Liabilities							
Accounts Payable	\$ 1,107	\$ -	\$ 200	\$ -	\$ -	\$ -	1,307
Accrued Liabilities	(417,156)	(438,891)	1,247,648	210,700	422,265	106,009	1,130,576
Deferred Revenue	7,966,730	1,321,229	2,366,373	367,413	531,408	187,176	12,740,328
Deferred Rent, Current Portion	25,606	3,517	8,658	1,245	2,327	487	41,840
Total Current Liabilities	7,576,287	885,855	3,622,879	579,358	956,000	293,672	13,914,052
Long-Term Liabilities							
Total Liabilities	7,576,287	885,855	3,622,879	579,358	956,000	293,672	13,914,052
Total Net Assets	18,614,863	2,810,327	3,743,365	756,495	(935,278)	(53,992)	24,935,779
Total Liabilities and Net Assets	\$ 26,191,149	\$ 3,696,181	\$ 7,366,244	\$ 1,335,853	\$ 20,722	\$ 239,679	\$ 38,849,831

California Online Public Schools

Statement of Cash Flows

For the period ended December 31, 2023

	California Online Public Schools Southern California	California Online Public Schools Academy Central Valley	California Online Public Schools Northern California	California Online Public Schools Academy North Bay	California Online Public Schools Monterey Bay	California Online Public Schools Central Coast	Month Ended 12/31/23
Cash Flows from Operating Activities							
Change in Net Assets	\$ 1,332,451	\$ (787,204)	\$ (3,090,919)	\$ (280,799)	\$ (973,898)	\$ (179,923)	\$ (3,980,291)
Adjustments to reconcile change in net assets to net cash flows from operating activities:							
Decrease/(Increase) in Operating Assets:							
Grants, Contributions & Pledges Receivable	(5,075,819)	581,281	3,706	72,957	26,523	(445)	(4,391,798)
Due from Related Parties	(3,241,052)	722,373	1,737,279	150,245	513,031	118,123	-
Prepaid Expenses	223,887	-	-	1,501	-	-	225,388
Accounts Payable	1,107	-	200	-	-	-	1,307
Accrued Expenses	(1,709,724)	-	-	209	-	160	(1,709,356)
Deferred Revenue	-	(131,297)	-	-	(46,498)	-	(177,795)
Total Cash Flows from Operating Activities	(8,469,149)	385,153	(1,349,735)	(55,887)	(480,841)	(62,085)	(10,032,545)
Cash Flows from Investing Activities							
Purchases of Property & Equipment	181	-	4,670	-	-	-	4,851
Total Cash Flows from Investing Activities	181	-	4,670	-	-	-	4,851
Change in Cash & Cash Equivalents	(8,468,969)	385,153	(1,345,065)	(55,887)	(480,841)	(62,085)	(10,027,694)
Cash & Cash Equivalents, Beginning of Period	28,220,521	7,357,237	15,591,596	1,916,416	2,914,130	809,650	56,809,550
Cash and Cash Equivalents, End of Period	\$ 19,751,553	\$ 7,742,389	\$ 14,246,531	\$ 1,860,529	\$ 2,433,289	\$ 747,566	\$ 46,781,856

California Online Public Schools Academy Central Valley

Accounts Payable Aging

December 31, 2023

Vendor Name	Invoice/Credit Number	Invoice Date	Date Due	Current	1 - 30 Days Past Due	31 - 60 Days Past Due	61 - 90 Days Past Due	Over 90 Days Past Due	Total
				\$ -	\$ -	\$ -	\$ -	\$ -	\$ -
Total Outstanding Invoices				<u>\$ -</u>	<u>\$ -</u>	<u>\$ -</u>	<u>\$ -</u>	<u>\$ -</u>	<u>\$ -</u>

California Online Public Schools Academy Central Valley

Check Register

For the period ended December 31, 2023

Check Number	Vendor Name	Transaction Description	Check Date	Check Amount
40027	Effectual Educational Consulting Services	SpEd Svcs - 09/23	12/6/2023	\$ 3,345.00
40028	El Paseo Childrens Center Inc.	SpEd Svcs - 09/23	12/6/2023	20,003.56
40029	Pearson Virtual Schools USA	PVS invoice - accounting and regulatory reporting - 07/23 - 10/23	12/13/2023	1,212,186.14
40030	Oxford Consulting Services Inc.	SpEd Svcs - 10/23	12/19/2023	2,115.25
40031	Pearson Virtual Schools USA	PVS Invoice - Accounting and Regulatory Reporting - 11/23	12/19/2023	1,995.00
40032	TinyEye Therapy Services	SpEd Svcs	12/19/2023	422.05
ACH	Chase Bank	Bank Fee	12/15/2023	<u>99.69</u>

Total Disbursements Issued in December \$ 1,240,166.69



California Online Public Schools – Monterey Bay

Monthly Financial Presentation – December 2023

Highlights

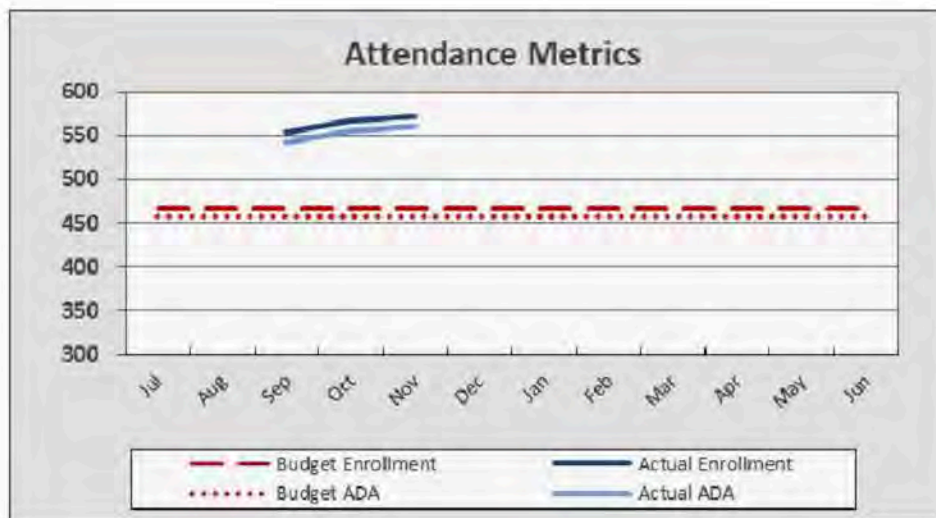
- Enrollment forecasted at 571 students; up from 471
- Attendance forecasted at 560 (98%)
- Revenue forecasted at \$7.7M; up \$1.5M
- Expenses forecasted at \$6.9M; up \$1M
- **Surplus forecasted at \$829K** with an ending fund balance forecasted at \$1.1M
- Cash balance is at \$2.4M



Attendance Data and Metrics

- Enrollment forecasted at 571 students; **+21%**
- ADA forecasted at 560; *FY24 P1*
- Unduplicated rate of 39%

Enrollment & Per Pupil Data			
	Actual	Forecast	Budget
Average Enrollment	564	571	471
ADA	553	560	462
Attendance Rate	98.0%	98.0%	98.0%
Unduplicated %	39.0%	39.0%	37.1%
Revenue per ADA		\$13,819	\$13,576
Expenses per ADA		\$12,338	\$12,971



Revenue

- **FY24 annual revenues forecasted at \$7.7M**
 - \$1.5M increase driven by the 21% ADA growth

Revenue

	<i>Year-to-Date</i>		
	Actual	Budget	Fav/(Unf)
State Aid-Rev Limit	\$ 1,062,402	\$ 2,220,905	\$ (1,158,503)
Federal Revenue	-	21,192	(21,192)
Otler State Revenue	175,738	175,725	13
Otler Local Revenue	2,565	-	2,565
Total Revenue	\$ 1,240,705	\$2,417,822	\$ (1,177,117)

	<i>Annual/Full Year</i>		
	Forecast	Budget	Fav/(Unf)
State Aid-Rev Limit	\$ 6,898,153	\$ 5,652,685	\$ 1,245,468
Federal Revenue	156,672	57,727	98,945
Otler State Revenue	681,171	559,089	122,082
Otler Local Revenue	2,565	-	2,565
Total Revenue	\$7,738,561	\$6,269,501	\$1,469,060



Expenses

- **FY24 annual expenses forecasted at \$6.9M**
 - Increase in salaries driven by raises and additional positions added
 - Other costs up due to ADA increase on % split – *revenue increase outweighs expense increase*

Expenses	Year-to-Date			Annual/Full Year		
	Actual	Budget	Fav/(Unf)	Forecast	Budget	Fav/(Unf)
Certificated Salaries	\$ 1,052,220	\$ 879,161	\$ (173,059)	\$ 2,493,795	\$ 2,109,987	\$ (383,808)
Classified Salaries	26,851	20,645	(6,207)	61,396	49,547	(11,849)
Benefits	243,476	451,629	208,153	1,229,568	953,016	(276,551)
Books and Supplies	576,796	641,509	64,713	1,428,156	1,283,017	(145,139)
Subagreement Services	146,831	429,434	282,604	962,457	858,869	(103,589)
Operations	26,671	48,050	21,379	91,715	96,100	4,385
Facilities	1,179	17,950	16,771	22,979	35,900	12,921
Professional Services	459,745	297,692	(162,053)	619,168	603,580	(15,588)
Depreciation	-	-	-	-	-	-
Interest	-	-	-	-	-	-
Total Expenses	\$ 2,533,769	\$ 2,786,070	\$ 252,301	\$6,909,235	\$5,990,017	\$ (919,218)

Fund Balance

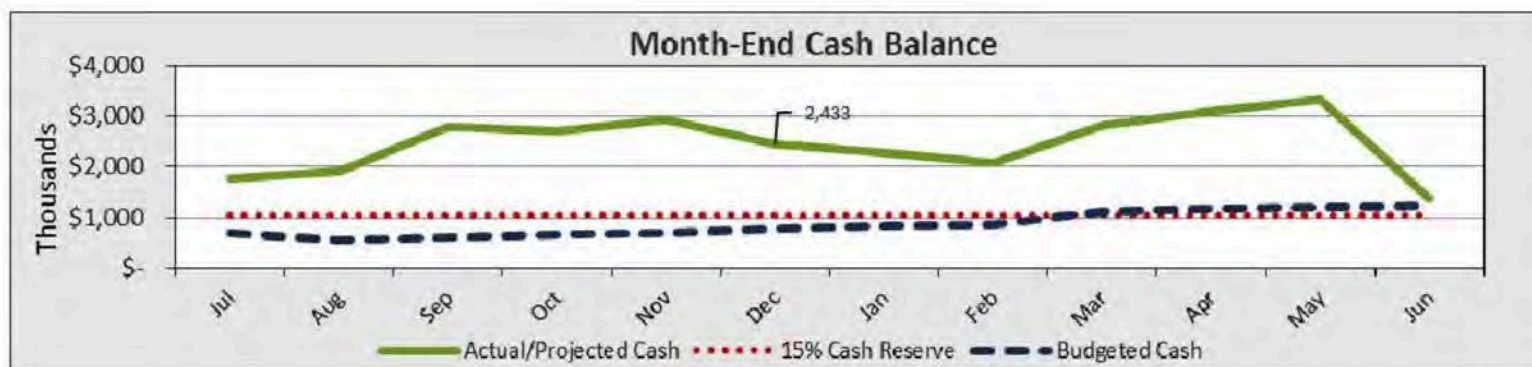
- Annual surplus forecasted at \$829K
- Ending fund balance forecasted at \$1.1M (17% of total expenses)

	Year-to-Date			Annual/Full Year		
	Actual	Budget	Fav/(Unf)	Forecast	Budget	Fav/(Unf)
Total Surplus(Deficit)	\$ (1,293,064)	\$ (368,248)	\$ (924,816)	\$ 829,326	\$ 279,484	\$ 549,842
Beginning Fund Balance	<u>357,786</u>	<u>357,786</u>		<u>357,786</u>	<u>357,786</u>	
Ending Fund Balance	<u>\$ (935,278)</u>	<u>\$ (10,462)</u>		<u>\$ 1,187,112</u>	<u>\$ 637,270</u>	
<i>As a % of Annual Expenses</i>	-13.5%	-0.2%		17.2%	10.6%	



Cash Balance

- **Current cash balance of \$2.4M (130 days)**
- Cash projected at \$1.4M by fiscal year end; *sorting through some cash items (DTF)*



Compliance Reporting



Area	Due Date	Description	Completed By	Board Must Approve	Signature Required	Additional Information
DATA	Set by Authorizer (by Jan 17)	Principal Apportionment P1 - The First Principal attendance period, designated P-1, is the attendance count for all full school months during the period from July 1 through the last school month that ends on or before December 31 of the FY, and is used by the CDE to compute the P-1 Apportionment. Attendance data collected within the P-1 reporting date range must be uploaded into the state's Principal Apportionment Data Collection portal.	Charter Impact with CalOps support	No	Yes	https://www.cde.ca.gov/fg/sf/pal
DATA	2-Jan	CALPADS - Fall 2 Submission Window opens - Information will be used by the US Department of Education and the California Department of Education to gain insights into student course enrollments, services rendered in support of school's English Learner population, staff assignments and full-time equivalent levels. The reported data represent a snapshot of a school's status in the previously listed areas per Census Day, October 4, 2023. Schools have until March 1, 2024 to certified data. IMPORTANT: Fall 2 Staff assignment data will be referenced by the Commission on Teacher Credentialing (CTC) for accountability purposes. CTC will cross reference teachers' credential information with the courses/sections they are assigned to teach. CTC will report misassignments/discrepancies to your charter authorizer.	Charter Impact submits with data provided by CalOps	No	No	https://www.cde.ca.gov/ds/s/p/cl/rptcalendar.asp
FINANCE	12-Jan	Federal Stimulus Reporting - Local educational agencies (LEAs) are required to report to the California Department of Education (CDE) on funds received through the CARES Act, the CRRSA Act, and the ARP. (ESSER I, GEER, ESSER II, ESSER III). LEAs are required to report status of funds for the period October 1, 2023 - December 31, 2023.	Charter Impact with CalOps support	No	No	https://www.cde.ca.gov/fg/cr/reporting.asp
FINANCE	15-Jan	Consolidated Application (ConApp) reporting - Winter - The ConApp is used by the CDE to distribute categorical funds from various state and federal programs to county offices, school districts, and direct-funded charter schools throughout California. The winter release is submitted in January of each year and contains the LEA's entitlements for each funded program.	Charter Impact	No	No	https://www.cde.ca.gov/fg/a/a/co/cars.asp
FINANCE	17-Jan	Mid-Year Expenditure Report due to SELPA - Interim financial reporting for actuals through December 31 are due to El Dorado Charter SELPA.	Charter Impact	No	No	http://charterselpa.org/fiscal/
FINANCE	19-Jan	SELPA ADA/Enrollment report #2 - Interim financial reporting due to El Dorado Charter SELPA.	Charter Impact	No	No	http://charterselpa.org/fiscal/
DATA	26-Jan	CALPADS - Fall 1 Amendment deadline - Final opportunity to review and correct your certified CALPADS - Fall 1 student data. Students' program eligibility information associated with lunch, special education, homeless, English language learner, school enrollment and graduation statuses will be submitted to the CDE. This data will be used to in CDE's CA Dashboard calculations and determine access to funding such as student meal reimbursements and unduplicated count factors.	Charter Impact submits with data provided by CalOps	No	No	https://www.cde.ca.gov/ds/s/p/cl/rptcalendar.asp
FINANCE	31-Jan	Federal Cash Management - Period 3 - The Title I, Part A; Title I, Part D, Subpart 2; Title II, Part A; Title III EL; Title III Immigrant; and Title IV, Part A programs under the Elementary and Secondary Education Act of 1965 (ESEA), as amended by the ESSA, will utilize the Federal Cash Management program. Charter schools that are awarded a grant under any of these programs must submit the CMDC report for a particular quarter in order to receive an apportionment for that quarter; CDE will apportion funds to LEAs whose cash balance is below a certain threshold.	Charter Impact	No	No	https://www.cde.ca.gov/fg/a/a/cml

Compliance Reporting

FINANCE	TBD	Federal Stimulus Annual Report - Local educational agencies (LEAs) are required to report to the California Department of Education (CDE) on funds received through the CARES Act, the CRRSA Act, and the ARP. (ESSER I, GEER, ESSER II, ESSER III). LEAs are required to report status of funds for the period July 1, 2022 - June 30, 2023.	Charter Impact with CalOps support	No	No	https://www.cde.ca.gov/fz/cv/anreporthelp.asp
DATA	1-Feb	School Accountability Report Card - All public schools in California are required to prepare an annual SARC (2022/23). SARCs are intended to provide the public with important information about each public school and to communicate a school's progress in achieving its goals. EC Section 35256 requires LEA governing boards to approve SARCs for publications.	CalOps	Yes	No	https://www.cde.ca.gov/ta/a/c/sar/
FINANCE	1-Feb	Nonclassroom-Based Funding Determination - Charter schools with an existing funding determination ending in 2023/24 must request a funding determination on or before February 1. Education Code [EC] Section 47612.5 prohibits charter schools from receiving any funding for nonclassroom-based instruction unless the State Board of Education (SBE) determines its eligibility for funding.	Charter Impact	No	Yes	https://www.cde.ca.gov/sp/c/h/nclrbfunddet.asp
FINANCE	15-Feb	Board of Equalization Property Tax Exemption - Property used exclusively for public schools, community colleges, state colleges, and state universities is exempt from property taxation (article XIII, section 3, subd. (d), Revenue and Taxation Code section 202, subd. (a)(3)). The property is exempt from taxation on the basis of its exclusive use for public school purposes. If the property is not owned by the public school, the owner of the property is required to file a claim for the Lessor's Exemption. If the owner of the property does not claim the exemption, the public school may file the Public School Exemption claim.	Charter Impact	No	Yes	https://www.boe.ca.gov/proptaxes/lessor_exemption.htm
FINANCE	20-Feb	Certification of the First Principal Apportionment - The Principal Apportionment includes funding for the Local Control Funding Formula, the primary source of an LEA's general purpose funding; Special Education (AB 602); and funding for several other programs. The First Principal Apportionment (P-1), certified by February 20, is based on the first period data that LEAs report to CDE in November through January. P-1 supersedes the Advance Apportionment calculations and establishes each LEA's monthly state aid payment for February through May.	FYI	No	No	https://www.cde.ca.gov/fe/a/a/pa/
DATA	26-Feb	CRDC - 2023-24 Submission Window (Dec 11, 2023-Feb 26, 2024) - The CRDC collects key information on civil rights indicators, including student enrollment and educational programs and services, most of which is disaggregated by race and ethnicity, sex, limited English proficiency, and disability status.	Charter Impact submits with data provided by CalOps	No	No	https://crdc.communities.ed.gov/#program
FINANCE	28-Feb	E-Rate FCC Form 470 Due date (FY2024) - To request bids for service, applicants certify an FCC Form 470 in the E-rate Productivity Center (EPC). This is a formal process to identify and request the products and services you need so that potential service providers can review your requests and submit bids. The FCC Form 470 must be certified in EPC at least 28 days before the close of the filing window. February 28, 2023 is the deadline to certify an FY2023 FCC Form 470 and still be able to certify an FCC Form 471 within the FY2024 filing window.	CalOps	No	No	https://www.usa.gov/efiling
FINANCE	Set by Authorizer (by Mar 15)	2nd Interim Financial Report - Local educational agencies (LEAs) are required to file two reports during a fiscal year (interim reports) on the status of the LEA's financial health. The first interim report is due December 15 for the period ending October 31. The second is due March 15 for the period ending January 31.	Charter Impact	Yes	Yes	https://www.cde.ca.gov/fe/fi/ir/interimstatus.asp

Appendix

- Monthly Cash Flow / Forecast 23/24
- Budget vs. Actual
- Statement of Financial Position
- Statement of Cash Flows
- Monthly Check Register
- AP Aging



FY23-24 CalOps Monterey Bay

Monthly Cash Flow/Budget FY23-24

Revised 01/19/24

Actuals Through: 12/31/2023

ADA = 560.01

5805 General Consulting
5807 Bank Charges
5809 Other taxes and fees
5810 Payroll Service Fee
5811 Management Fee
5812 District Oversight Fee
5815 Public Relations/Recruitment

	Jul-23	Aug-23	Sep-23	Oct-23	Nov-23	Dec-23	Jan-24	Feb-24	Mar-24	Apr-24	May-24	Jun-24	Year-End Accruals	Annual Forecast	Original Budget Total	Favorable / (Unfav.)
5805 General Consulting		4	1,646	2,195	5,485	187,959	37,889	37,889	37,889	37,889	37,889	37,889	(280,232)	144,393	269,748	125,355
5807 Bank Charges							36	36	36	36	36	36		215	430	215
5809 Other taxes and fees		15	35	1	27	68	2,139	2,139	2,139	2,139	2,139	2,139		12,983	25,673	12,690
5810 Payroll Service Fee						60,194								60,194		(60,194)
5811 Management Fee		5,225	2,612	2,600	2,582	2,613	3,071	3,071	3,071	3,071	3,071	3,071		34,057	31,350	(2,707)
5812 District Oversight Fee							5,010	4,730	13,670	8,654	8,654	8,654	19,609	68,982	56,527	(12,455)
5815 Public Relations/Recruitment		3,164	2,822		12,757	19,665	4,832	4,832	4,832	4,832	4,832	4,832		67,400	57,987	(9,413)
	296	8,694	10,346	6,373	25,411	408,634	67,142	66,862	75,802	70,786	70,786	70,786	(262,740)	619,168	603,580	(15,588)
Depreciation																
Interest																
Total Expenses	170,024	248,291	243,777	226,655	350,776	1,294,246	725,544	716,900	709,112	695,732	695,732	695,732	136,714	6,909,235	5,990,017	(919,218)
Monthly Surplus (Deficit)	(150,396)	(85,960)	(65,838)	88,068	(105,041)	(973,898)	(144,031)	(199,657)	728,081	276,121	239,851	239,851	982,176	829,326	279,484	549,842
Cash Flow Adjustments														17%		
Monthly Surplus (Deficit)	(150,396)	(85,960)	(65,838)	88,068	(105,041)	(973,898)	(144,031)	(199,657)	728,081	276,121	239,851	239,851	982,176	829,326		
Cash flows from operating activities																
Depreciation/Amortization													(1,118,890)	(1,118,890)		
Public Funding Receivables														150,141		
Grants and Contributions Rec.	271,517	23,138	7,617	(133,786)	(44,868)	26,523								(914,065)		
Due To/From Related Parties	(775,838)	304,191	955,089	(43,526)	332,488	513,091						(2,200,000)		(8,506)		
Prepaid Expenses		(117)		(8,389)										(13,970)		
Other Assets		(13,970)												(156,882)		
Accounts Payable		(81,092)	(212,594)										136,714	-210,614		
Accrued Expenses			210,614													
Deferred Revenue					30,593	(46,498)										
Other Liabilities																
Cash flows from investing activities																
Purchases of Prop. And Equip.																
Notes Receivable																
Cash flows from financing activities																
Proceeds from Factoring																
Payments on Factoring																
Proceeds(Payments) on Debt																
Total Change in Cash	(654,217)	146,190	894,978	(97,634)	213,173	(480,841)	(144,031)	(199,657)	728,081	276,121	239,851	(1,960,149)				
Cash, Beginning of Month	2,411,640	1,757,423	1,903,613	2,798,591	2,700,958	2,914,130	2,433,289	2,289,258	2,089,600	2,817,681	3,093,802	3,333,653				
Cash, End of Month	1,757,423	1,903,613	2,798,591	2,700,958	2,914,130	2,433,289	2,289,258	2,089,600	2,817,681	3,093,802	3,333,653	1,373,504				

California Online Public Schools

Financial Package
December 31, 2023

Presented by:



California Online Public Schools Monterey Bay

Budget vs Actual

For the period ended December 31, 2023

	Current Period Actual	Current Period Budget	Current Period Variance	Current Year Actual	YTD Budget	YTD Budget Variance	Total Budget
Revenues							
State Aid - Revenue Limit							
LCFF State Aid	\$ 292,302	\$ 256,284	\$ 36,018	\$ 1,039,491	\$ 1,053,611	\$ (14,120)	\$ 2,870,004
Education Protection Account	-	23,091	(23,091)	22,911	46,182	(23,271)	92,363
In Lieu of Property Taxes	-	213,545	(213,545)	-	1,121,113	(1,121,113)	2,690,318
Total State Aid - Revenue Limit	292,302	492,920	(200,618)	1,062,402	2,220,906	(1,158,504)	5,652,685
Federal Revenue							
Special Education - Entitlement	-	5,155	(5,155)	-	21,192	(21,192)	57,727
Total Federal Revenue	-	5,155	(5,155)	-	21,192	(21,192)	57,727
Other State Revenue							
State Special Education	-	36,595	(36,595)	145,249	150,448	(5,199)	409,815
Mandated Cost	16,770	16,733	37	16,770	16,733	37	16,733
State Lottery	-	-	-	-	-	-	109,450
Other State Revenue	10,382	2,078	8,304	13,719	8,544	5,175	23,091
Total Other State Revenue	27,152	55,407	(28,255)	175,738	175,725	13	559,089
Other Local Revenue							
Interest Revenue	894	-	894	2,565	-	2,565	-
Total Other Local Revenue	894	-	894	2,565	-	2,565	-
Total Revenues	320,348	553,482	(233,133)	1,240,705	2,417,822	(1,177,117)	6,269,501
Expenses							
Certificated Salaries							
Teachers' Salaries	\$ 135,416	\$ 121,640	\$ (13,776)	\$ 874,988	\$ 729,843	\$ (145,146)	\$ 1,751,622
Teachers' Extra Duty/Stipends	-	48	48	-	285	285	684
Pupil Support Salaries	10,400	9,370	(1,031)	73,314	56,217	(17,097)	134,921
Administrators' Salaries	14,900	15,469	569	103,918	92,817	(11,101)	222,760
Total Certificated Salaries	160,716	146,527	(14,189)	1,052,220	879,161	(173,059)	2,109,987
Classified Salaries							
Instructional Salaries	340	301	(39)	2,116	1,804	(312)	4,329
Support Salaries	484	482	(3)	3,348	2,889	(459)	6,934
Supervisors' and Administrators' Salaries	2,344	2,253	(90)	17,095	13,521	(3,574)	32,450
Clerical and Office Staff Salaries	773	405	(368)	4,292	2,431	(1,862)	5,834
Total Classified Salaries	3,940	3,441	(500)	26,851	20,645	(6,207)	49,547
Benefits							
State Teachers' Retirement System, certificated positions	-	23,322	23,322	-	139,933	139,933	279,866
OASDI/Medicare/Alternative, certificated positions	750	178	(572)	5,189	1,067	(4,123)	2,133
Medicare/Alternative, certificated positions	2,267	1,812	(454)	14,882	10,873	(4,009)	21,745
Health and Welfare Benefits, certificated positions	210,917	41,990	(168,927)	215,078	251,940	36,862	503,880
State Unemployment Insurance, certificated positions	140	6,220	6,080	839	37,319	36,480	124,396
Workers' Compensation Insurance, certificated positions	25	1,750	1,725	7,488	10,498	3,010	20,995
Total Benefits	214,098	75,272	(138,827)	243,476	451,629	208,153	953,016
Books & Supplies							
Textbooks and Core Materials	4,770	2,567	(2,204)	47,939	15,400	(32,539)	30,800
Books and Reference Materials	243,252	57,640	(185,612)	243,252	345,839	102,587	691,678
School Supplies	-	4,740	4,740	6,828	28,440	21,613	56,881
Software	137,086	25,841	(111,245)	241,863	155,048	(86,815)	310,096
Office Expense	1,802	901	(901)	2,686	5,403	2,718	10,807
Business Meals	-	1,208	1,208	-	7,250	7,250	14,499
Noncapitalized Equipment	2,855	14,021	11,166	34,229	84,128	49,899	168,256
Total Books & Supplies	389,765	106,918	(282,847)	576,796	641,509	64,713	1,283,017
Subagreement Services							
Special Education	49,723	33,592	(16,131)	101,875	201,550	99,675	403,100
Substitute Teacher	5,038	-	(5,038)	5,038	-	(5,038)	-
Other Educational Consultants	30,201	37,981	7,780	30,437	227,884	197,447	455,769
Instructional Services	9,480	-	(9,480)	9,480	-	(9,480)	-
Total Subagreement Services	94,442	71,572	(22,870)	146,831	429,434	282,604	858,869
Operations & Housekeeping							
Auto and Travel	43	1,983	1,940	43	11,900	11,857	23,800
Dues & Memberships	8,393	625	(7,768)	11,026	3,750	(7,276)	7,500
Insurance	5,260	58	(5,202)	7,050	350	(6,700)	700

California Online Public Schools Monterey Bay

Budget vs Actual

For the period ended December 31, 2023

	Current Period Actual	Current Period Budget	Current Period Variance	Current Year Actual	YTD Budget	YTD Budget Variance	Total Budget
Utilities	-	198	198	-	1,188	1,188	2,375
Janitorial Services	-	392	392	-	2,350	2,350	4,700
Communications	232	4,570	4,338	613	27,417	26,804	54,835
Postage and Shipping	7,925	183	(7,742)	7,938	1,095	(6,843)	2,190
Total Operations & Housekeeping	21,853	8,008	(13,845)	26,671	48,050	21,379	96,100
Facilities, Repairs & Other Leases							
Rent	-	2,868	2,868	-	17,209	17,209	34,418
Additional Rent	796	124	(672)	1,179	741	(438)	1,482
Total Facilities, Repairs & Other Leases	796	2,992	2,196	1,179	17,950	16,771	35,900
Professional/Consulting Services							
IT	105,889	6,136	(99,754)	105,889	36,813	(69,076)	73,627
Audit & Taxes	19,706	1,304	(18,401)	20,238	3,913	(16,325)	3,913
Legal	874	1,862	988	1,790	11,171	9,380	22,341
Professional Development	11,667	5,165	(6,501)	16,689	30,992	14,303	61,984
General Consulting	187,959	22,479	(165,480)	197,289	134,874	(62,415)	269,748
Special Activities/Field Trips	-	-	-	1,354	-	(1,354)	-
Bank Charges	-	36	36	-	215	215	430
Other Taxes and Fees	68	2,139	2,071	146	12,837	12,690	25,673
Payroll Service Fee	60,194	-	(60,194)	60,194	-	(60,194)	-
Management Fee	2,613	2,613	(0)	15,632	15,675	43	31,350
District Oversight Fee	-	4,929	4,929	-	22,209	22,209	56,527
SPED Encroachment	-	-	-	2,117	-	(2,117)	-
Public Relations/Recruitment	19,665	4,832	(14,833)	38,407	28,994	(9,413)	57,987
Total Professional/Consulting Services	408,634	51,495	(357,139)	459,745	297,692	(162,053)	603,580
Total Expenses	1,294,246	466,225	(828,021)	2,533,769	2,786,070	252,301	5,990,016
Change in Net Assets	(973,898)	87,257	(1,061,154)	(1,293,064)	(368,248)	(924,816)	279,485
Net Assets, Beginning of Period	38,620			357,786			
Net Assets, End of Period	\$ (935,278)			\$ (935,278)			

California Online Public Schools

Statement of Financial Position

December 31, 2023

	California Online Public Schools Southern California	California Online Public Schools Academy Central Valley	California Online Public Schools Northern California	California Online Public Schools Academy North Bay	California Online Public Schools Monterey Bay	California Online Public Schools Central Coast	Combined
Assets							
Current Assets							
Cash & Cash Equivalents	19,751,553	\$ 7,742,389	\$ 14,246,531	\$ 1,860,529	\$ 2,433,289	\$ 747,566	\$ 46,781,856
Accounts Receivable	(8,789,893)	(1,049,474)	1,336,746	222,712	(192,377)	(21,630)	(8,493,916)
Due To/From Related Parties	14,904,280	(3,032,163)	(8,409,778)	(747,388)	(2,228,695)	(486,256)	-
Prepaid Expenses	283,964	35,329	75,985	-	8,506	-	403,784
Total Current Assets	26,149,904	3,696,081	7,249,484	1,335,853	20,722	239,679	38,691,724
Long-Term Assets							
Property & Equipment, Net	20,958	-	116,761	-	-	-	137,719
Deposits	20,287	100	-	-	-	-	20,387
Total Long Term Assets	41,246	100	116,761	-	-	-	158,106
Total Assets	\$ 26,191,149	\$ 3,696,181	\$ 7,366,244	\$ 1,335,853	\$ 20,722	\$ 239,679	\$ 38,849,831
Liabilities							
Current Liabilities							
Accounts Payable	\$ 1,107	\$ -	\$ 200	\$ -	\$ -	\$ -	1,307
Accrued Liabilities	(417,156)	(438,891)	1,247,648	210,700	422,265	106,009	1,130,576
Deferred Revenue	7,966,730	1,321,229	2,366,373	367,413	531,408	187,176	12,740,328
Deferred Rent, Current Portion	25,606	3,517	8,658	1,245	2,327	487	41,840
Total Current Liabilities	7,576,287	885,855	3,622,879	579,358	956,000	293,672	13,914,052
Long-Term Liabilities							
Total Liabilities	7,576,287	885,855	3,622,879	579,358	956,000	293,672	13,914,052
Total Net Assets	18,614,863	2,810,327	3,743,365	756,495	(935,278)	(53,992)	24,935,779
Total Liabilities and Net Assets	\$ 26,191,149	\$ 3,696,181	\$ 7,366,244	\$ 1,335,853	\$ 20,722	\$ 239,679	\$ 38,849,831

California Online Public Schools

Statement of Cash Flows

For the period ended December 31, 2023

	California Online Public Schools Southern California	California Online Public Schools Academy Central Valley	California Online Public Schools Northern California	California Online Public Schools Academy North Bay	California Online Public Schools Monterey Bay	California Online Public Schools Central Coast	Month Ended 12/31/23
Cash Flows from Operating Activities							
Change in Net Assets	\$ 1,332,451	\$ (787,204)	\$ (3,090,919)	\$ (280,799)	\$ (973,898)	\$ (179,923)	\$ (3,980,291)
Adjustments to reconcile change in net assets to net cash flows from operating activities:							
Decrease/(Increase) in Operating Assets:							
Grants, Contributions & Pledges Receivable	(5,075,819)	581,281	3,706	72,957	26,523	(445)	(4,391,798)
Due from Related Parties	(3,241,052)	722,373	1,737,279	150,245	513,031	118,123	-
Prepaid Expenses	223,887	-	-	1,501	-	-	225,388
Accounts Payable	1,107	-	200	-	-	-	1,307
Accrued Expenses	(1,709,724)	-	-	209	-	160	(1,709,356)
Deferred Revenue	-	(131,297)	-	-	(46,498)	-	(177,795)
Total Cash Flows from Operating Activities	(8,469,149)	385,153	(1,349,735)	(55,887)	(480,841)	(62,085)	(10,032,545)
Cash Flows from Investing Activities							
Purchases of Property & Equipment	181	-	4,670	-	-	-	4,851
Total Cash Flows from Investing Activities	181	-	4,670	-	-	-	4,851
Change in Cash & Cash Equivalents	(8,468,969)	385,153	(1,345,065)	(55,887)	(480,841)	(62,085)	(10,027,694)
Cash & Cash Equivalents, Beginning of Period	28,220,521	7,357,237	15,591,596	1,916,416	2,914,130	809,650	56,809,550
Cash and Cash Equivalents, End of Period	\$ 19,751,553	\$ 7,742,389	\$ 14,246,531	\$ 1,860,529	\$ 2,433,289	\$ 747,566	\$ 46,781,856

California Online Public Schools Monterey Bay

Accounts Payable Aging

December 31, 2023

Vendor Name	Invoice/Credit Number	Invoice Date	Date Due	Current	1 - 30 Days Past Due	31 - 60 Days Past Due	61 - 90 Days Past Due	Over 90 Days Past Due	Total
				\$ -	\$ -	\$ -	\$ -	\$ -	\$ -
Total Outstanding Invoices				<u>\$ -</u>	<u>\$ -</u>	<u>\$ -</u>	<u>\$ -</u>	<u>\$ -</u>	<u>\$ -</u>

California Online Public Schools Monterey Bay

Check Register

For the period ended December 31, 2023

Check Number	Vendor Name	Transaction Description	Check Date	Check Amount
20019	El Paseo Childrens Center Inc.	SpEd Svcs - 09/23	12/6/2023	\$ 13,586.00
20020	Pearson Virtual Schools USA	PVS Invoice - Accounting and Regulatory Reporting - 07/23	12/13/2023	596,214.60
20020	Pearson Virtual Schools USA	PVS Invoice - Accounting and Regulatory Reporting - 08/23	12/13/2023	596,214.60
20020	Pearson Virtual Schools USA	PVS Invoice - Accounting and Regulatory Reporting - 10/23	12/13/2023	596,214.60
20021	Pearson Virtual Schools USA	PVS invoice - accounting and regulatory reporting - 09/23	12/13/2023	166,998.22
20022	Oxford Consulting Services Inc.	SpEd Svcs - 10/23	12/19/2023	<u>4,415.62</u>

Total Disbursements Issued in December \$ 1,973,643.64



California Online Public Schools – NorCal

Monthly Financial Presentation – December 2023

Highlights

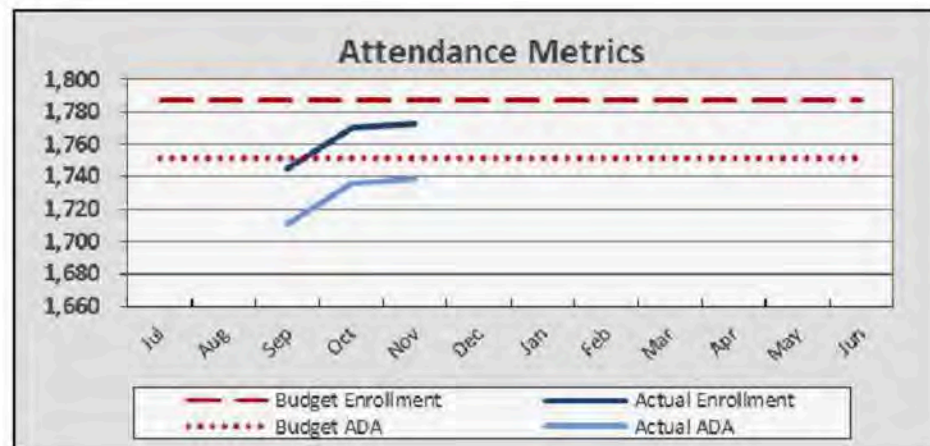
- Enrollment forecasted at 1,774 students
- Attendance forecasted at 1,738 (98%)
- Revenue forecasted at \$24.7M; in line with plan
- Expenses forecasted at \$23.9M; in line with plan
- **Surplus forecasted at \$800K** with an ending fund balance forecasted at \$6.9M
- Cash balance of \$14.2M



Attendance Data and Metrics

- Enrollment forecasted at 1,774 students; *tracking well*
- ADA forecasted at 1,738; *FY23-24 P1*
- Unduplicated rate of 50%

<i>Enrollment & Per Pupil Data</i>			
	<u>Actual</u>	<u>Forecast</u>	<u>Budget</u>
Average Enrollment	1,763	1774	1788
ADA	1,728	1738	1766
Attendance Rate	98.0%	98.0%	98.0%
Unduplicated %	50.8%	50.8%	49.1%
Revenue per ADA		\$14,225	\$13,944
Expenses per ADA		\$13,765	\$13,517



Revenue

- **FY24 annual revenues forecasted at \$24.7M**
 - No significant variance in plan since budget inception
 - *Enrollment/ADA essentially right on plan*

Revenue

	<i>Year-to-Date</i>		
	Actual	Budget	Fav/(Unf)
State Aid-Rev Limit	\$ 5,990,672	\$ 8,526,501	\$ (2,535,829)
Federal Revenue	-	360,264	(360,264)
Other State Revenue	636,296	626,842	9,454
Other Local Revenue	23,607	-	23,607
Total Revenue	\$ 6,650,575	\$ 9,513,607	\$ (2,863,032)

	<i>Annual/Full Year</i>		
	Forecast	Budget	Fav/(Unf)
State Aid-Rev Limit	\$ 21,696,145	\$ 21,974,932	\$ (278,787)
Federal Revenue	889,045	522,118	366,928
Other State Revenue	2,121,631	2,132,029	(10,398)
Other Local Revenue	23,607	-	23,607
Total Revenue	\$ 24,730,428	\$ 24,629,078	\$ 101,350



Expenses

- **FY24 annual expenses forecasted at \$23.9M**
 - No significant variances in plan since budget inception
 - Increase in Salaries due to raises and newly added positions
 - Savings in professional services (YE credits)

Expenses	Year-to-Date			Annual/Full Year		
	Actual	Budget	Fav/(Unf)	Forecast	Budget	Fav/(Unf)
Certificated Salaries	\$ 3,987,361	\$ 3,331,559	\$ (655,802)	\$ 8,501,698	\$ 7,995,741	\$ (505,957)
Classified Salaries	101,752	78,232	(23,520)	200,196	187,758	(12,438)
Benefits	781,162	1,491,829	710,667	3,468,705	3,070,351	(398,354)
Books and Supplies	1,959,228	2,995,267	1,036,039	5,991,315	5,990,534	(782)
Subagreement Services	472,360	1,749,767	1,277,407	3,381,763	3,499,534	117,771
Operations	104,093	198,200	94,108	299,143	396,400	97,257
Facilities	66,664	77,028	10,363	142,692	154,055	11,363
Professional Services	1,539,809	1,273,010	(266,798)	1,916,746	2,580,445	663,699
Depreciation	28,023	-	(28,023)	28,023	-	(28,023)
Interest	-	-	-	-	-	-
Total Expenses	\$ 9,040,451	\$ 11,194,892	\$ 2,154,441	\$ 23,930,280	\$ 23,874,817	\$ (55,463)

Fund Balance

- Annual surplus forecasted at \$800K
- Ending fund balance forecasted at \$6.9M (29% of total expenses)

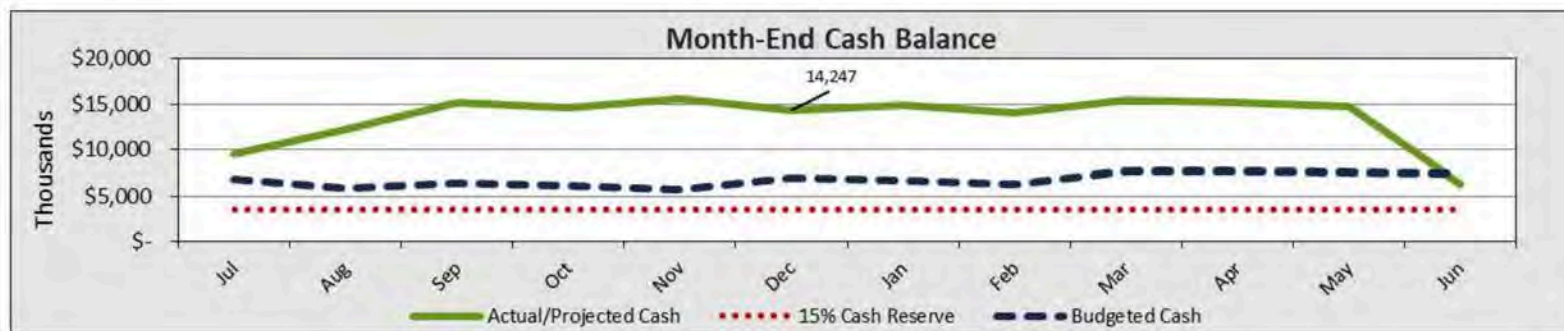
	Year-to-Date		
	Actual	Budget	Fav/(Unf)
Total Surplus(Deficit)	\$ (2,389,876)	\$ (1,681,285)	\$ (708,590)
Beginning Fund Balance	<u>6,133,241</u>	<u>6,133,241</u>	
Ending Fund Balance	<u>\$ 3,743,365</u>	<u>\$ 4,451,956</u>	
<i>As a % of Annual Expenses</i>	15.6%	18.6%	

	Annual/Full Year		
	Forecast	Budget	Fav/(Unf)
Total Surplus(Deficit)	\$ 800,148	\$ 754,261	\$ 45,886
Beginning Fund Balance	<u>6,133,241</u>	<u>6,133,241</u>	
Ending Fund Balance	<u>\$ 6,933,389</u>	<u>\$ 6,887,502</u>	
<i>As a % of Annual Expenses</i>	29.0%	28.8%	



Cash Balance

- **Current cash balance of \$14M (214 days)**
- Cash projected at \$6.5M by fiscal year end
 - *Sorting through some DTF balances*



Compliance Reporting

Area	Due Date	Description	Completed By	Board Must Approve	Signature Required	Additional Information
DATA	Set by Authorizer (by Jan 17)	Principal Apportionment P1 - The First Principal attendance period, designated P-1, is the attendance count for all full school months during the period from July 1 through the last school month that ends on or before December 31 of the FY, and is used by the CDE to compute the P-1 Apportionment. Attendance data collected within the P-1 reporting date range must be uploaded into the state's Principal Apportionment Data Collection portal.	Charter Impact with CalOps support	No	Yes	https://www.cde.ca.gov/fg/st/pa/
DATA	2-Jan	CALPADS - Fall 2 Submission Window opens - Information will be used by the US Department of Education and the California Department of Education to gain insights into student course enrollments, services rendered in support of school's English Learner population, staff assignments and full-time equivalent levels. The reported data represent a snapshot of a school's status in the previously listed areas per Census Day, October 4, 2023. Schools have until March 1, 2024 to certified data. IMPORTANT: Fall 2 Staff assignment data will be referenced by the Commission on Teacher Credentialing (CTC) for accountability purposes. CTC will cross reference teachers' credential information with the courses/sections they are assigned to teach. CTC will report misassignments/discrepancies to your charter authorizer.	Charter Impact submits with data provided by CalOps	No	No	https://www.cde.ca.gov/ds/s/p/cl/rptcalendar.asp
FINANCE	12-Jan	Federal Stimulus Reporting - Local educational agencies (LEAs) are required to report to the California Department of Education (CDE) on funds received through the CARES Act, the CRRSA Act, and the ARP. (ESSER I, GEER, ESSER II, ESSER III). LEAs are required to report status of funds for the period October 1, 2023 - December 31, 2023.	Charter Impact with CalOps support	No	No	https://www.cde.ca.gov/fg/cr/reporting.asp
FINANCE	15-Jan	Consolidated Application (ConApp) reporting - Winter - The ConApp is used by the CDE to distribute categorical funds from various state and federal programs to county offices, school districts, and direct-funded charter schools throughout California. The winter release is submitted in January of each year and contains the LEA's entitlements for each funded program.	Charter Impact	No	No	https://www.cde.ca.gov/fg/a/co/cars.asp
FINANCE	17-Jan	Mid-Year Expenditure Report due to SELPA - Interim financial reporting for actuals through December 31 are due to El Dorado Charter SELPA.	Charter Impact	No	No	http://charterselpa.org/fiscal/
FINANCE	19-Jan	SELPA ADA/Enrollment report #2 - Interim financial reporting due to El Dorado Charter SELPA.	Charter Impact	No	No	http://charterselpa.org/fiscal/
DATA	26-Jan	CALPADS - Fall 1 Amendment deadline - Final opportunity to review and correct your certified CALPADS - Fall 1 student data. Students' program eligibility information associated with lunch, special education, homeless, English language learner, school enrollment and graduation statuses will be submitted to the CDE. This data will be used to in CDE's CA Dashboard calculations and determine access to funding such as student meal reimbursements and unduplicated count factors.	Charter Impact submits with data provided by CalOps	No	No	https://www.cde.ca.gov/ds/s/p/cl/rptcalendar.asp
FINANCE	31-Jan	Federal Cash Management - Period 3 - The Title I, Part A; Title I, Part D, Subpart 2; Title II, Part A; Title III EL; Title III Immigrant; and Title IV, Part A programs under the Elementary and Secondary Education Act of 1965 (ESEA), as amended by the ESSA, will utilize the Federal Cash Management program. Charter schools that are awarded a grant under any of these programs must submit the CMDC report for a particular quarter in order to receive an apportionment for that quarter; CDE will apportion funds to LEAs whose cash balance is below a certain threshold.	Charter Impact	No	No	https://www.cde.ca.gov/fg/cr/cm/
FINANCE	TBD	Federal Stimulus Annual Report - Local educational agencies (LEAs) are required to report to the California Department of Education (CDE) on funds received through the CARES Act, the CRRSA Act, and the ARP. (ESSER I, GEER, ESSER II, ESSER III). LEAs are required to report status of funds for the period July 1, 2022 - June 30, 2023.	Charter Impact with CalOps support	No	No	https://www.cde.ca.gov/fg/cr/anreporthelp.asp

Compliance Reporting



DATA	1-Feb	School Accountability Report Card - All public schools in California are required to prepare an annual SARC (2022/23). SARCs are intended to provide the public with important information about each public school and to communicate a school's progress in achieving its goals. EC Section 35256 requires LEA governing boards to approve SARCs for publications.	CalOps	Yes	No	https://www.cde.ca.gov/ta/ae/sa/
FINANCE	1-Feb	Nonclassroom-Based Funding Determination - Charter schools with an existing funding determination ending in 2023/24 must request a funding determination on or before February 1. Education Code [EC] Section 47612.5 prohibits charter schools from receiving any funding for nonclassroom-based instruction unless the State Board of Education (SBE) determines its eligibility for funding.	Charter Impact	No	Yes	https://www.cde.ca.gov/sp/ci/nclrbf/funddet.asp
FINANCE	15-Feb	Board of Equalization Property Tax Exemption - Property used exclusively for public schools, community colleges, state colleges, and state universities is exempt from property taxation (article XIII, section 3, subd. (d), Revenue and Taxation Code section 202, subd. (a)(3)). The property is exempt from taxation on the basis of its exclusive use for public school purposes. If the property is not owned by the public school, the owner of the property is required to file a claim for the Lessor's Exemption. If the owner of the property does not claim the exemption, the public school may file the Public School Exemption claim.	Charter Impact	No	Yes	https://www.boe.ca.gov/prop/taxes/lessor_exemption.htm
FINANCE	20-Feb	Certification of the First Principal Apportionment - The Principal Apportionment includes funding for the Local Control Funding Formula, the primary source of an LEA's general purpose funding; Special Education (AB 602); and funding for several other programs. The First Principal Apportionment (P-1), certified by February 20, is based on the first period data that LEAs report to CDE in November through January. P-1 supersedes the Advance Apportionment calculations and establishes each LEA's monthly state aid payment for February through May.	FYI	No	No	https://www.cde.ca.gov/ta/ae/a/pa/
DATA	26-Feb	CRDC - 2023-24 Submission Window (Dec 11, 2023-Feb 26, 2024) - The CRDC collects key information on civil rights indicators, including student enrollment and educational programs and services, most of which is disaggregated by race and ethnicity, sex, limited English proficiency, and disability status.	Charter Impact submits with data provided by CalOps	No	No	https://crdc.communities.ed.gov/#program
FINANCE	28-Feb	E-Rate FCC Form 470 Due date (FY2024) - To request bids for service, applicants certify an FCC Form 470 in the E-rate Productivity Center (EPC). This is a formal process to identify and request the products and services you need so that potential service providers can review your requests and submit bids. The FCC Form 470 must be certified in EPC at least 28 days before the close of the filing window. February 28, 2023 is the deadline to certify an FY2023 FCC Form 470 and still be able to certify an FCC Form 471 within the FY2024 filing window.	CalOps	No	No	https://www.usac.org/23/mid/s/forms/
FINANCE	Set by Authorizer (by Mar 15)	2nd Interim Financial Report - Local educational agencies (LEAs) are required to file two reports during a fiscal year (interim reports) on the status of the LEA's financial health. The first interim report is due December 15 for the period ending October 31. The second is due March 15 for the period ending January 31	Charter Impact	Yes	Yes	https://www.cde.ca.gov/fg/fi/ir/interimstatus.asp

Appendix

- Monthly Cash Flow / Forecast 23/24
- Budget vs. Actual
- Statement of Financial Position
- Statement of Cash Flows
- Monthly Check Register
- AP Aging



FY23-24 CalOps NorCal
Monthly Cash Flow/Forecast FY23-24
 Revised 01/03/24
 Actuals Through: 11/30/2023
 ADA = 1738.48

	Jul-23	Aug-23	Sep-23	Oct-23	Nov-23	Dec-23	Jan-24	Feb-24	Mar-24	Apr-24	May-24	Jun-24	Year-End Accruals	Annual Forecast	Original Budget Total	Favorable / (Unfav.)	
5901 Postage and Shipping					2,572	25,638	690	690	690	690	690	690		32,349	8,278	(24,071)	
		6,436	5,028	7,320	4,708	80,601	32,508	32,508	32,508	32,508	32,508	32,508		299,143	396,400	97,258	
Facilities, Repairs and Other Leases																	
5601 Rent					51,516	7,621	10,375	10,375	10,375	10,375	10,375	10,375		62,250	126,500	64,250	
5602 Additional Rent			1,454		275		467	467	467	467	467		63,892	5,602	(57,790)		
5603 Equipment Leases							511	511	511	511	511		3,340	6,130	2,790		
5610 Repairs and Maintenance		3,400		60		2,387	1,319	1,319	1,319	1,319	1,319		13,709	15,823	2,114		
		3,400	1,454	60	51,791	9,959	12,671	12,671	12,671	12,671	12,671		142,692	154,055	11,363		
Professional/Consulting Services																	
5801 IT		1,547				361,341	28,107	28,107	28,107	28,107	28,107		(194,447)	337,280	337,280	-	
5802 Audit & Taxes			102	1,123	794	48,901								50,920	14,795	(36,125)	
5803 Legal		1,094	13,055	3,810	2,322	2,726	7,038	7,038	7,038	7,038	7,038			65,241	84,461	19,220	
5804 Professional Development			9,148	3,044	6,798	44,167	19,528	19,528	19,528	19,528	19,528			180,324	234,335	54,011	
5805 General Consulting		17	6,737	8,316	5,973	611,884	119,449	119,449	119,449	119,449	119,449		(886,629)	462,993	1,230,905	767,912	
5807 Bank Changes	210	192	26		98		417	417	417	417	417			3,028	5,000	1,972	
5809 Other taxes and fees		58	129	2	104	139	8,943	8,943	8,943	8,943	8,943			54,092	107,319	53,227	
5810 Payroll Service Fee						187,768								187,768	-	(187,768)	
5811 Management Fee		19,800	9,900	9,944	9,880	9,992	9,579	9,579	9,579	9,579	9,579			116,991	118,800	1,809	
5812 District Oversight Fee							27,196	13,441	34,659	17,027	17,027		90,586	216,961	219,749	2,788	
5815 Public Relations/Recruitment		11,988	10,692		7,517	97,052	18,983	18,983	18,983	18,983	18,983			241,249	227,801	(13,348)	
	1,250	35,740	71,501	26,239	42,261	1,367,819	235,321	221,565	242,783	225,152	225,152		(998,187)	1,916,746	2,580,445	663,699	
Depreciation																	
6900 Depreciation Expense					23,352	4,670									28,023		(28,023)
					23,352	4,670									28,023		(28,023)
Interest																	
Total Expenses	644,468	952,968	962,839	863,861	1,313,725	4,302,588	2,389,796	2,364,592	2,362,912	2,333,831	2,333,831	2,333,831	771,036	23,910,280	23,874,817	(55,463)	
Monthly Surplus (Deficit)	(573,200)	(252,687)	1,180,246	396,646	(49,961)	(3,090,919)	680,860	(863,839)	1,297,747	(241,987)	(436,355)	(436,355)	3,189,952	800,147	754,261	45,886	
Cash Flow Adjustments																	
Monthly Surplus (Deficit)	(573,200)	(252,687)	1,180,246	396,646	(49,961)	(3,090,919)	680,860	(863,839)	1,297,747	(241,987)	(436,355)	(436,355)	3,189,952	800,147	754,261	45,886	
Cash flows from operating activities																	
Depreciation/Amortization					23,352	4,670											
Public Funding Receivables		(629,013)	629,013										(3,960,988)	28,023	(3,960,988)		
Grants and Contributions Rec.		5,221,974	276,440	2,329,972	125,134	3,706								5,965,225			
Due To/From Related Parties	1,034,982	1,103,337	882,645	(3,132,613)	1,195,965	1,737,279						(8,000,000)		(5,178,406)			
Prepaid Expenses		(464)	464	(56,370)										(56,370)			
Other Assets																	
Accounts Payable		14,967	(1,060,623)			200							771,036	(274,421)			
Accrued Expenses		(681,258)	1,045,077	(200,030)										163,769			
Deferred Revenue					(235,026)												
Other Liabilities																	
Cash flows from investing activities																	
Purchases of Prop. And Equip.																	
Notes Receivable																	
Cash flows from financing activities																	
Proceeds from Factoring																	
Payments on Factoring																	
Proceeds/(Payments) on Debt																	
Total Change in Cash	-461,782	7,776,856	2,951,761	(662,416)	1,059,464	(1,345,065)	680,860	(863,839)	1,297,747	(241,987)	(436,355)	(8,436,355)					
Cash, Beginning of Month	9,004,649	9,466,431	12,243,287	15,194,548	14,532,132	15,591,596	14,246,531	14,927,391	14,063,552	15,361,799	15,119,311	14,682,957					
Cash, End of Month	9,466,431	12,243,287	15,194,548	14,532,132	15,591,596	14,246,531	14,927,391	14,063,552	15,361,799	15,119,311	14,682,957	6,246,602					

California Online Public Schools

Financial Package
December 31, 2023

Presented by:



California Online Public Schools Northern California

Budget vs Actual

For the period ended December 31, 2023

	Current Period Actual	Current Period Budget	Current Period Variance	Current Year Actual	YTD Budget	YTD Budget Variance	Total Budget
Revenues							
State Aid - Revenue Limit							
LCFF State Aid	\$ 1,106,643	\$1,138,390	\$ (31,747)	\$ 4,604,883	\$ 4,680,048	\$ (75,165)	\$ 13,673,696
Education Protection Account	-	1,393,211	(1,393,211)	1,385,789	2,786,421	(1,400,632)	5,572,843
In Lieu of Property Taxes	-	201,911	(201,911)	-	1,060,032	(1,060,032)	2,728,393
Total State Aid - Revenue Limit	1,106,643	2,733,512	(1,626,869)	5,990,672	8,526,501	(2,535,829)	21,974,932
Federal Revenue							
Special Education - Entitlement	-	18,381	(18,381)	-	75,568	(75,568)	220,787
Title I, Part A - Basic Low Income	-	182,968	(182,968)	-	243,957	(243,957)	260,592
Title II, Part A - Teacher Quality	-	30,554	(30,554)	-	40,739	(40,739)	40,739
Total Federal Revenue	-	231,903	(231,903)	-	360,264	(360,264)	522,118
Other State Revenue							
State Special Education	-	130,493	(130,493)	527,385	536,471	(9,086)	1,567,409
Mandated Cost	59,096	57,694	1,402	59,096	57,694	1,402	57,694
State Lottery	-	-	-	-	-	-	418,612
Other State Revenue	25,581	7,948	17,633	49,815	32,676	17,139	88,315
Total Other State Revenue	84,677	196,135	(111,458)	636,296	626,842	9,454	2,132,029
Other Local Revenue							
Interest Revenue	20,349	-	20,349	20,349	-	20,349	-
School Fundraising	-	-	-	3,258	-	3,258	-
Total Other Local Revenue	20,349	-	20,349	23,607	-	23,607	-
Total Revenues	1,211,669	3,161,550	(1,949,881)	6,650,575	9,513,607	(2,863,032)	24,629,078
Expenses							
Certificated Salaries							
Teachers' Salaries	\$ 513,155	\$ 460,953	\$ (52,202)	\$ 3,315,746	\$ 2,765,720	\$ (550,026)	\$ 6,637,727
Teachers' Extra Duty/Stipends	-	180	180	-	1,080	1,080	2,592
Pupil Support Salaries	39,411	35,506	(3,905)	277,821	213,033	(64,788)	511,279
Administrators' Salaries	56,463	58,621	2,158	393,794	351,726	(42,068)	844,143
Total Certificated Salaries	609,030	555,260	(53,770)	3,987,361	3,331,559	(655,802)	7,995,741
Classified Salaries							
Instructional Salaries	1,287	1,139	(147)	8,018	6,835	(1,183)	16,404
Support Salaries	1,835	1,825	(11)	12,687	10,949	(1,738)	26,278
Supervisors' and Administrators' Salaries	8,881	8,540	(342)	64,781	51,237	(13,544)	122,969
Clerical and Office Staff Salaries	2,928	1,535	(1,393)	16,266	9,211	(7,055)	22,107
Total Classified Salaries	14,932	13,039	(1,893)	101,752	78,232	(23,520)	187,758
Benefits							
State Teachers' Retirement System, certificated positions	-	88,379	88,379	2,651	530,273	527,622	1,060,546
OASDI/Medicare/Alternative, certificated positions	2,842	674	(2,168)	19,665	4,042	(15,623)	8,084
Medicare/Alternative, certificated positions	8,589	6,867	(1,722)	56,393	41,202	(15,192)	82,403
Health and Welfare Benefits, certificated positions	655,146	135,252	(519,894)	670,915	811,512	140,597	1,623,024
State Unemployment Insurance, certificated positions	532	10,837	10,305	3,180	65,019	61,839	216,731
Workers' Compensation Insurance, certificated positions	78	6,630	6,552	28,358	39,781	11,423	79,562
Total Benefits	667,186	248,638	(418,548)	781,162	1,491,829	710,667	3,070,351
Books & Supplies							
Textbooks and Core Materials	17,570	10,208	(7,362)	181,157	61,250	(119,907)	122,500
Books and Reference Materials	780,175	218,192	(561,983)	780,175	1,309,150	528,975	2,618,300
School Supplies	-	103,153	103,153	16,503	618,918	602,415	1,237,836
Software	440,873	92,784	(348,089)	848,620	556,704	(291,916)	1,113,408
Office Expense	1,143	3,405	2,262	5,656	20,427	14,772	40,855
Business Meals	(794)	4,568	5,362	(794)	27,407	28,201	54,814
Noncapitalized Equipment	9,021	66,902	57,880	127,910	401,410	273,500	802,821
Total Books & Supplies	1,247,988	499,211	(748,777)	1,959,228	2,995,267	1,036,039	5,990,534
Subagreement Services							
Special Education	166,008	146,475	(19,533)	331,670	878,850	547,180	1,757,700
Substitute Teacher	15,717	-	(15,717)	15,717	-	(15,717)	-
Other Educational Consultants	92,986	127,006	34,021	94,280	762,037	667,757	1,524,074
Instructional Services	30,693	18,147	(12,547)	30,693	108,880	78,187	217,760
Total Subagreement Services	305,404	291,628	(13,776)	472,360	1,749,767	1,277,407	3,499,534
Operations & Housekeeping							
Auto and Travel	5,652	7,600	1,948	5,652	45,600	39,948	91,200
Dues & Memberships	26,180	3,042	(23,139)	33,111	18,250	(14,861)	36,500
Insurance	19,197	217	(18,980)	25,981	1,300	(24,681)	2,600
Utilities	236	-	(236)	1,940	-	(1,940)	-
Janitorial Services	1,700	1,367	(333)	3,400	8,200	4,800	16,400
Communications	1,997	20,119	18,121	5,798	120,711	114,913	241,422
Postage and Shipping	25,638	690	(24,948)	28,210	4,139	(24,071)	8,278

California Online Public Schools Northern California

Budget vs Actual

For the period ended December 31, 2023

	Current Period Actual	Current Period Budget	Current Period Variance	Current Year Actual	YTD Budget	YTD Budget Variance	Total Budget
Total Operations & Housekeeping	80,601	33,033	(47,568)	104,093	198,200	94,108	396,400
Facilities, Repairs & Other Leases							
Rent	-	10,542	10,542	-	63,250	63,250	126,500
Additional Rent	7,621	467	(7,155)	60,591	2,801	(57,790)	5,602
Equipment Leases	-	511	511	275	3,065	2,790	6,130
Repairs and Maintenance	2,337	1,319	(1,019)	5,798	7,911	2,114	15,823
Total Facilities, Repairs & Other Leases	9,959	12,838	2,879	66,664	77,027	10,363	154,055
Professional/Consulting Services							
IT	361,541	28,107	(333,434)	363,087	168,640	(194,447)	337,280
Audit & Taxes	48,901	4,932	(43,970)	50,920	14,795	(36,125)	14,795
Legal	2,726	7,038	4,312	23,010	42,231	19,220	84,461
Professional Development	44,167	19,528	(24,639)	63,157	117,168	54,011	234,335
General Consulting	611,884	102,575	(509,309)	632,926	615,452	(17,474)	1,230,905
Special Activities/Field Trips	(1,449)	-	1,449	23,520	-	(23,520)	-
Bank Charges	98	417	318	528	2,500	1,972	5,000
Other Taxes and Fees	139	8,943	8,804	432	53,660	53,227	107,319
Payroll Service Fee	187,768	-	(187,768)	187,768	-	(187,768)	-
Management Fee	9,992	9,900	(92)	59,516	59,400	(116)	118,800
District Oversight Fee	-	27,335	27,335	-	85,265	85,265	219,749
SPED Encroachment	-	-	-	7,696	-	(7,696)	-
Public Relations/Recruitment	97,052	18,983	(78,068)	127,249	113,901	(13,348)	227,801
Total Professional/Consulting Services	1,362,819	227,759	(1,135,060)	1,539,809	1,273,010	(266,798)	2,580,445
Depreciation							
Depreciation Expense	4,670	-	(4,670)	28,023	-	(28,023)	-
Total Depreciation	4,670	-	(4,670)	28,023	-	(28,023)	-
Total Expenses	4,302,588	1,881,405	(2,421,183)	9,040,451	11,194,892	2,154,441	23,874,817
Change in Net Assets	(3,090,919)	1,280,145	(4,371,064)	(2,389,876)	(1,681,285)	(708,590)	754,261
Net Assets, Beginning of Period	6,834,285			6,133,241			
Net Assets, End of Period	\$ 3,743,365			\$ 3,743,365			

California Online Public Schools

Statement of Financial Position

December 31, 2023

	California Online Public Schools Southern California	California Online Public Schools Academy Central Valley	California Online Public Schools Northern California	California Online Public Schools Academy North Bay	California Online Public Schools Monterey Bay	California Online Public Schools Central Coast	Combined
Assets							
Current Assets							
Cash & Cash Equivalents	19,751,553	\$ 7,742,389	\$ 14,246,531	\$ 1,860,529	\$ 2,433,289	\$ 747,566	\$ 46,781,856
Accounts Receivable	(8,789,893)	(1,049,474)	1,336,746	222,712	(192,377)	(21,630)	(8,493,916)
Due To/From Related Parties	14,904,280	(3,032,163)	(8,409,778)	(747,388)	(2,228,695)	(486,256)	-
Prepaid Expenses	283,964	35,329	75,985	-	8,506	-	403,784
Total Current Assets	26,149,904	3,696,081	7,249,484	1,335,853	20,722	239,679	38,691,724
Long-Term Assets							
Property & Equipment, Net	20,958	-	116,761	-	-	-	137,719
Deposits	20,287	100	-	-	-	-	20,387
Total Long Term Assets	41,246	100	116,761	-	-	-	158,106
Total Assets	\$ 26,191,149	\$ 3,696,181	\$ 7,366,244	\$ 1,335,853	\$ 20,722	\$ 239,679	\$ 38,849,831
Liabilities							
Current Liabilities							
Accounts Payable	\$ 1,107	\$ -	\$ 200	\$ -	\$ -	\$ -	1,307
Accrued Liabilities	(417,156)	(438,891)	1,247,648	210,700	422,265	106,009	1,130,576
Deferred Revenue	7,966,730	1,321,229	2,366,373	367,413	531,408	187,176	12,740,328
Deferred Rent, Current Portion	25,606	3,517	8,658	1,245	2,327	487	41,840
Total Current Liabilities	7,576,287	885,855	3,622,879	579,358	956,000	293,672	13,914,052
Long-Term Liabilities							
Total Liabilities	7,576,287	885,855	3,622,879	579,358	956,000	293,672	13,914,052
Total Net Assets	18,614,863	2,810,327	3,743,365	756,495	(935,278)	(53,992)	24,935,779
Total Liabilities and Net Assets	\$ 26,191,149	\$ 3,696,181	\$ 7,366,244	\$ 1,335,853	\$ 20,722	\$ 239,679	\$ 38,849,831

California Online Public Schools

Statement of Cash Flows

For the period ended December 31, 2023

	California Online Public Schools Southern California	California Online Public Schools Academy Central Valley	California Online Public Schools Northern California	California Online Public Schools Academy North Bay	California Online Public Schools Monterey Bay	California Online Public Schools Central Coast	Month Ended 12/31/23
Cash Flows from Operating Activities							
Change in Net Assets	\$ 1,332,451	\$ (787,204)	\$ (3,090,919)	\$ (280,799)	\$ (973,898)	\$ (179,923)	\$ (3,980,291)
Adjustments to reconcile change in net assets to net cash flows from operating activities:							
Decrease/(Increase) in Operating Assets:							
Grants, Contributions & Pledges Receivable	(5,075,819)	581,281	3,706	72,957	26,523	(445)	(4,391,798)
Due from Related Parties	(3,241,052)	722,373	1,737,279	150,245	513,031	118,123	-
Prepaid Expenses	223,887	-	-	1,501	-	-	225,388
Accounts Payable	1,107	-	200	-	-	-	1,307
Accrued Expenses	(1,709,724)	-	-	209	-	160	(1,709,356)
Deferred Revenue	-	(131,297)	-	-	(46,498)	-	(177,795)
Total Cash Flows from Operating Activities	(8,469,149)	385,153	(1,349,735)	(55,887)	(480,841)	(62,085)	(10,032,545)
Cash Flows from Investing Activities							
Purchases of Property & Equipment	181	-	4,670	-	-	-	4,851
Total Cash Flows from Investing Activities	181	-	4,670	-	-	-	4,851
Change in Cash & Cash Equivalents	(8,468,969)	385,153	(1,345,065)	(55,887)	(480,841)	(62,085)	(10,027,694)
Cash & Cash Equivalents, Beginning of Period	28,220,521	7,357,237	15,591,596	1,916,416	2,914,130	809,650	56,809,550
Cash and Cash Equivalents, End of Period	\$ 19,751,553	\$ 7,742,389	\$ 14,246,531	\$ 1,860,529	\$ 2,433,289	\$ 747,566	\$ 46,781,856

California Online Public Schools Northern California

Accounts Payable Aging

December 31, 2023

Vendor Name	Invoice/Credit Number	Invoice Date	Date Due	Current	1 - 30 Days Past Due	31 - 60 Days Past Due	61 - 90 Days Past Due	Over 90 Days Past Due	Total
Charter Communications	219708101120123	12/1/2023	12/31/2023	\$ 200	\$-	\$-	\$-	\$-	\$ 200
Total Outstanding Invoices				<u>\$ 200</u>	<u>\$ -</u>	<u>\$ -</u>	<u>\$ -</u>	<u>\$ -</u>	<u>\$ 200</u>

California Online Public Schools Northern California

Check Register

For the period ended December 31, 2023

Check Number	Vendor Name	Transaction Description	Check Date	Check Amount
60069	Alhambra	Drinking Water - 11/17/23	12/6/2023	\$ 86.43
60070	Courtyard by Marriot	Facility Rental - 05/13/24 - 05/17/24	12/6/2023	4,910.63
60071	El Paseo Childrens Center Inc.	SpEd Svcs - 09/23	12/6/2023	31,790.07
60072	Pitney Bowes Global Financial Services LLC	Past Due Fee	12/6/2023	35.00
VOID	Squeaky Clean	Janitorial Svcs - 11/08/23 - 12/05/23	12/6/2023	VOID
60074	Pearson Virtual Schools USA	PVS Invoice - Accounting and Regulatory Reporting - 07/23-10/23	12/13/2023	2,504,408.62
60075	C3 Builders, Inc.	Maintenance & Repair Svcs - 12/05/23	12/19/2023	1,623.36
60076	Corodata Shredding Inc	Shredding Svcs - 11/01/23, 11/28/23	12/19/2023	78.00
60077	ODP Business Solutions	Office Supplies	12/19/2023	133.03
60078	Oxford Consulting Services Inc.	SpEd Svcs - 10/23	12/19/2023	8,741.56
60079	Pearson Virtual Schools USA	SpEd Svcs - 11/23	12/19/2023	1,700.00
60080	The Phillips Academy	SpEd Svcs - 11/23	12/19/2023	5,589.00
60081	Teamwork Speech Therapy Inc	SpEd Svcs - 11/23	12/19/2023	300.00
60082	TinyEye Therapy Services	SpEd Svcs	12/19/2023	249.55
60083	Squeaky Clean	Janitorial Svcs - 11/08/23 - 12/05/23	12/20/2023	1,700.00
60084	AT&T	Communication Svcs - 11/07/23 - 12/06/23	12/21/2023	1,074.31
ACH	Chase Bank	Bank Fee	12/15/2023	98.44
ACH	Modesto Irrigation District	Utilities	12/26/2023	236.32

Total Disbursements Issued in December \$ 2,562,754.32



California Online Public Schools – North Bay

Monthly Financial Presentation – December 2023

Highlights

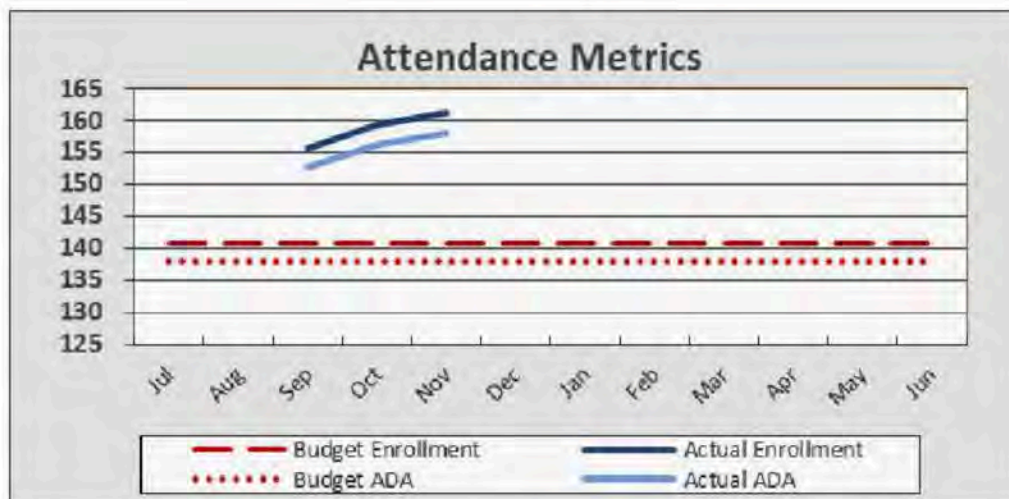
- Enrollment forecasted at 161 students; up from 141
- Attendance forecasted at 158 (98%)
- Revenue forecasted at \$2.3M; up \$300k from budget
- Expenses forecasted at \$2M; up \$100K from budget
- **Surplus forecasted at \$340K** with an ending fund balance forecasted at \$1.1M
- Cash balance of \$1.8M



Attendance Data and Metrics

- Enrollment forecasted at 161 students; *+14% over budget*
- ADA forecasted at 158; *FY24 P1*
- Unduplicated rate of 57%

<i>Enrollment & Per Pupil Data</i>			
	<i>Actual</i>	<i>Forecast</i>	<i>Budget</i>
Average Enrollment	159	161	141
ADA	156	158	139
Attendance Rate	98.0%	98.0%	98.0%
Unduplicated %	57.0%	57.0%	56.8%
Revenue per ADA		\$15,050	\$14,978
Expenses per ADA		\$12,894	\$13,809



Revenue

- **FY24 annual revenues forecasted at \$2.3M**
 - Increases all driven by 14% increase in students

	<i>Year-to-Date</i>			<i>Annual/Full Year</i>		
	Actual	Budget	Fav/(Unf)	Forecast	Budget	Fav/(Unf)
Revenue						
State Aid-Rev Limit	\$ 637,874	\$ 695,574	\$ (57,700)	\$ 2,010,799	\$ 1,759,868	\$ 250,931
Federal Revenue	1,240	63,613	(62,373)	173,467	152,953	20,514
Other State Revenue	123,144	54,122	69,022	192,543	168,350	24,193
Other Local Revenue	60	-	60	60	-	60
Total Revenue	\$ 762,319	\$ 813,309	\$ (50,990)	\$ 2,376,870	\$ 2,081,172	\$ 295,698

Expenses



- FY24 annual expenses forecasted at \$2M
 - Salaries increased due to additional hires and raises

Expenses	Year-to-Date			Annual/Full Year		
	Actual	Budget	Fav/(Unf)	Forecast	Budget	Fav/(Unf)
Certificated Salaries	\$ 313,820	\$ 262,206	\$ (51,614)	\$ 679,593	\$ 629,294	\$ (50,298)
Classified Salaries	8,008	6,157	(1,851)	16,773	14,777	(1,996)
Benefits	69,670	138,594	68,924	337,530	292,217	(45,313)
Books and Supplies	172,710	222,337	49,626	471,564	444,673	(26,891)
Subagreement Services	44,299	122,030	77,731	233,253	244,059	10,807
Operations	8,665	21,076	12,411	32,641	42,152	9,511
Facilities	1,971	7,350	5,379	10,321	14,700	4,379
Professional Services	191,279	117,164	(74,115)	254,572	236,850	(17,722)
Depreciation	-	-	-	-	-	-
Interest	-	-	-	-	-	-
Total Expenses	\$ 810,423	\$ 896,914	\$ 86,491	\$ 2,036,248	\$ 1,918,724	\$ (117,524)

Fund Balance

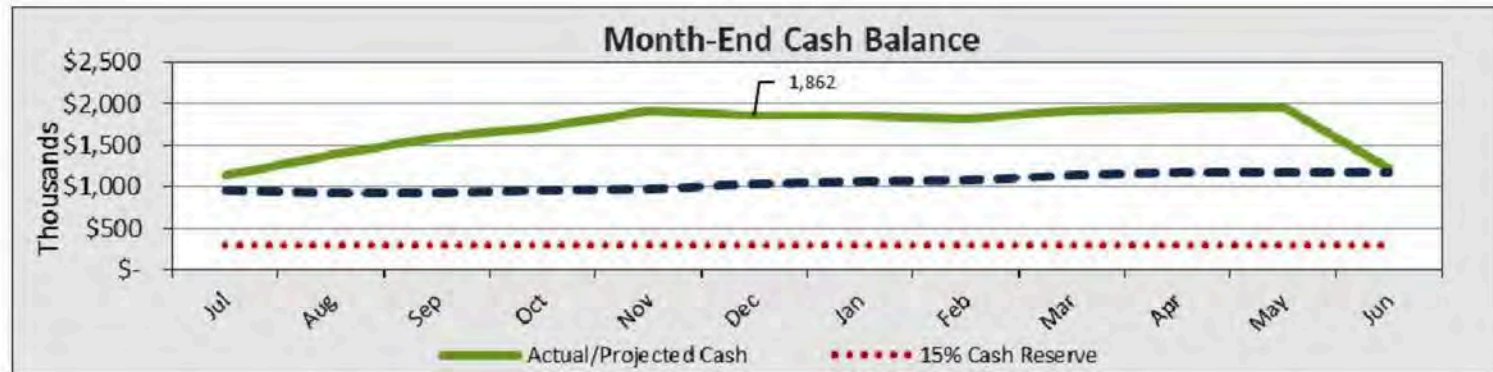
- Annual surplus forecasted at \$340K
- Ending fund balance forecasted at \$1.1M (56% of total expenses)

	Year-to-Date			Annual/Full Year		
	Actual	Budget	Fav/(Unf)	Forecast	Budget	Fav/(Unf)
Total Surplus(Deficit)	\$ (48,104)	\$ (83,605)	\$ 35,501	\$ 340,622	\$ 162,448	\$ 178,174
Beginning Fund Balance	<u>805,787</u>	<u>805,787</u>		<u>805,787</u>	<u>805,787</u>	
Ending Fund Balance	<u>\$ 757,682</u>	<u>\$ 722,181</u>		<u>\$ 1,146,408</u>	<u>\$ 968,234</u>	
<i>As a % of Annual Expenses</i>	37.2%	37.6%		56.3%	50.5%	



Cash Balance

- **Current cash balance of \$1.8M (330 days)**
- Cash projected at \$1.3M by fiscal year end



Compliance Reporting



Area	Due Date	Description	Completed By	Board Must Approve	Signature Required	Additional Information
DATA	Set by Authorizer (by Jan 17)	Principal Apportionment P1 - The First Principal attendance period, designated P-1, is the attendance count for all full school months during the period from July 1 through the last school month that ends on or before December 31 of the FY, and is used by the CDE to compute the P-1 Apportionment. Attendance data collected within the P-1 reporting date range must be uploaded into the state's Principal Apportionment Data Collection portal.	Charter Impact with CalOps support	No	Yes	https://www.cde.ca.gov/fg/ft/loa/
DATA	2-Jan	CALPADS - Fall 2 Submission Window opens - Information will be used by the US Department of Education and the California Department of Education to gain insights into student course enrollments, services rendered in support of school's English Learner population, staff assignments and full-time equivalent levels. The reported data represent a snapshot of a school's status in the previously listed areas per Census Day, October 4, 2023. Schools have until March 1, 2024 to certified data. IMPORTANT: Fall 2 Staff assignment data will be referenced by the Commission on Teacher Credentialing (CTC) for accountability purposes. CTC will cross reference teachers' credential information with the courses/sections they are assigned to teach. CTC will report misassignments/discrepancies to your charter authorizer.	Charter Impact submits with data provided by CalOps	No	No	https://www.cde.ca.gov/ds/tp/cl/rptcalendar.asp
FINANCE	12-Jan	Federal Stimulus Reporting - Local educational agencies (LEAs) are required to report to the California Department of Education (CDE) on funds received through the CARES Act, the CRRSA Act, and the ARP. (ESSER I, GEER, ESSER II, ESSER III). LEAs are required to report status of funds for the period October 1, 2023 - December 31, 2023.	Charter Impact with CalOps support	No	No	https://www.cde.ca.gov/fg/cr/reporting.asp
FINANCE	15-Jan	Consolidated Application (ConApp) reporting - Winter - The ConApp is used by the CDE to distribute categorical funds from various state and federal programs to county offices, school districts, and direct-funded charter schools throughout California. The winter release is submitted in January of each year and contains the LEA's entitlements for each funded program.	Charter Impact	No	No	https://www.cde.ca.gov/fg/a/co/cars.asp
FINANCE	17-Jan	Mid-Year Expenditure Report due to SELPA - Interim financial reporting for actuals through December 31 are due to El Dorado Charter SELPA.	Charter Impact	No	No	http://charterselpa.org/fiscal/
FINANCE	19-Jan	SELPA ADA/Enrollment report #2 - Interim financial reporting due to El Dorado Charter SELPA.	Charter Impact	No	No	http://charterselpa.org/fiscal/
DATA	26-Jan	CALPADS - Fall 1 Amendment deadline - Final opportunity to review and correct your certified CALPADS - Fall 1 student data. Students' program eligibility information associated with lunch, special education, homeless, English language learner, school enrollment and graduation statuses will be submitted to the CDE. This data will be used to in CDE's CA Dashboard calculations and determine access to funding such as student meal reimbursements and unduplicated count factors.	Charter Impact submits with data provided by CalOps	No	No	https://www.cde.ca.gov/ds/tp/cl/rptcalendar.asp
FINANCE	31-Jan	Federal Cash Management - Period 3 - The Title I, Part A; Title I, Part D, Subpart 2; Title II, Part A; Title III EL; Title III Immigrant; and Title IV, Part A programs under the Elementary and Secondary Education Act of 1965 (ESEA), as amended by the ESSA, will utilize the Federal Cash Management program. Charter schools that are awarded a grant under any of these programs must submit the CMDC report for a particular quarter in order to receive an apportionment for that quarter; CDE will apportion funds to LEAs whose cash balance is below a certain threshold.	Charter Impact	No	No	https://www.cde.ca.gov/fg/a/cm/

Compliance Reporting



FINANCE	TBD	Federal Stimulus Annual Report - Local educational agencies (LEAs) are required to report to the California Department of Education (CDE) on funds received through the CARES Act, the CRRSA Act, and the ARP. (ESSER I, GEER, ESSER II, ESSER III). LEAs are required to report status of funds for the period July 1, 2022 - June 30, 2023.	Charter Impact with CalOps support	No	No	https://www.cde.ca.gov/fg/cr/anreportheip.asp
DATA	1-Feb	School Accountability Report Card - All public schools in California are required to prepare an annual SARC (2022/23). SARCs are intended to provide the public with important information about each public school and to communicate a school's progress in achieving its goals. EC Section 35256 requires LEA governing boards to approve SARCs for publications.	CalOps	Yes	No	https://www.cde.ca.gov/tm/a/c/sa/
FINANCE	1-Feb	Nonclassroom-Based Funding Determination - Charter schools with an existing funding determination ending in 2023/24 must request a funding determination on or before February 1. Education Code [EC] Section 47612.5 prohibits charter schools from receiving any funding for nonclassroom-based instruction unless the State Board of Education (SBE) determines its eligibility for funding.	Charter Impact	No	Yes	https://www.cde.ca.gov/sp/c/nclrbifunddet.asp
FINANCE	15-Feb	Board of Equalization Property Tax Exemption - Property used exclusively for public schools, community colleges, state colleges, and state universities is exempt from property taxation (article XIII, section 3, subd. (d), Revenue and Taxation Code section 202, subd. (a)(3)). The property is exempt from taxation on the basis of its exclusive use for public school purposes. If the property is not owned by the public school, the owner of the property is required to file a claim for the Lessor's Exemption. If the owner of the property does not claim the exemption, the public school may file the Public School Exemption claim.	Charter Impact	No	Yes	https://www.boe.ca.gov/prop/taxes/lessor_exemption.htm
FINANCE	20-Feb	Certification of the First Principal Apportionment - The Principal Apportionment includes funding for the Local Control Funding Formula, the primary source of an LEA's general purpose funding; Special Education (AB 602); and funding for several other programs. The First Principal Apportionment (P-1), certified by February 20, is based on the first period data that LEAs report to CDE in November through January. P-1 supersedes the Advance Apportionment calculations and establishes each LEA's monthly state aid payment for February through May.	FYI	No	No	https://www.cde.ca.gov/fg/a/a/pa/
DATA	26-Feb	CRDC - 2023-24 Submission Window (Dec 11, 2023-Feb 26, 2024) - The CRDC collects key information on civil rights indicators, including student enrollment and educational programs and services, most of which is disaggregated by race and ethnicity, sex, limited English proficiency, and disability status.	Charter Impact submits with data provided by CalOps	No	No	https://crdc.comunities.ed.gov/#program
FINANCE	28-Feb	E-Rate FCC Form 470 Due date (FY2024) - To request bids for service, applicants certify an FCC Form 470 in the E-rate Productivity Center (EPC). This is a formal process to identify and request the products and services you need so that potential service providers can review your requests and submit bids. The FCC Form 470 must be certified in EPC at least 28 days before the close of the filing window. February 28, 2023 is the deadline to certify an FY2023 FCC Form 470 and still be able to certify an FCC Form 471 within the FY2024 filing window.	CalOps	No	No	https://www.eric.gov/etool/etool
FINANCE	Set by Authorizer (by Mar 15)	2nd Interim Financial Report - Local educational agencies (LEAs) are required to file two reports during a fiscal year (interim reports) on the status of the LEA's financial health. The first interim report is due December 15 for the period ending October 31. The second is due March 15 for the period ending January 31	Charter Impact	Yes	Yes	https://www.cde.ca.gov/fg/fi/ir/interimstatus.asp



Appendix

- Monthly Cash Flow / Forecast 23/24
- Budget vs. Actual
- Statement of Financial Position
- Statement of Cash Flows
- Monthly Check Register
- AP Aging



FY23-24 CalOps North Bay

Monthly Cash Flow/Forecast FY23-24

Revised 01/19/24

Actuals Through: 12/31/2023

ADA = 157.93

	Jul-23	Aug-23	Sep-23	Oct-23	Nov-23	Dec-23	Jan-24	Feb-24	Mar-24	Apr-24	May-24	Jun-24	Year-End Accruals	Annual Forecast	Original Budget Total	Favorable / (Unfav.)
5602 Additional Rent			114			422	37	37	37	37	37	37		757	441	(316)
5603 Equipment Leases							40	40	40	40	40	40		241	482	241
			114			1,857	1,392	1,392	1,392	1,392	1,392	1,392		10,321	14,700	4,379
Professional/Consulting Services																
5801 IT						35,857	667	667	667	667	667	667		39,857	8,000	(31,857)
5802 Audit & Taxes			8	88	62	4,659								4,818	1,165	(3,653)
5803 Legal			82	891	174	538	554	554	554	554	554	554		4,609	6,648	2,039
5804 Professional Development			720	240	537	3,333	1,537	1,537	1,537	1,537	1,537	1,537	4,292	18,445	18,445	-
5805 General Consulting		1	491	655	483	109,809	17,489	17,489	17,489	17,489	17,489	17,489	(100,977)	115,387	146,296	30,909
5807 Bank Charges			25			4	83	83	83	83	83	83		529	1,000	471
5809 Other taxes and fees		5	10	0	8	9	717	717	717	717	717	717		4,332	8,600	4,268
5810 Payroll Service Fee						17,070								17,070		(17,070)
5811 Management Fee		1,558	779	783	777	787	779	779	779	779	779	779		9,359	9,350	(9)
5812 District Oversight Fee							1,612	1,533	2,661	1,959	1,959	1,959	8,425	20,108	17,599	(2,509)
5815 Public Relations/Recruitment		944	842		592	7,808	1,646	1,646	1,646	1,646	1,646	1,646		20,059	19,747	(312)
	88	2,596	3,116	2,156	3,356	179,967	25,016	24,937	26,065	25,368	25,368	25,368	(88,813)	254,572	236,850	(17,722)
Depreciation																
Interest																
Total Expenses	50,712	73,549	71,099	70,998	105,239	438,826	207,472	205,208	201,967	199,080	199,080	199,080	13,937	2,036,248	1,918,724	(117,524)
Monthly Surplus (Deficit)	(42,931)	(7,726)	38,404	127,089	117,859	(280,799)	2,664	(38,355)	80,152	48,255	12,868	12,868	270,273	340,621	162,448	178,174
Cash Flow Adjustments																
Monthly Surplus (Deficit)	(42,931)	(7,726)	38,404	127,089	117,859	(280,799)	2,664	(38,355)	80,152	48,255	12,868	12,868	270,273	340,621		
Cash flows from operating activities																
Depreciation/Amortization																
Public Funding Receivables		(58,041)	58,041										(284,211)	(284,211)		
Grants and Contributions Rec.		255,370	47,925	(52,242)	(39,567)	72,957								284,443		
Due To/From Related Parties	(17,716)	81,969	69,453	53,792	99,179	150,245						(747,300)		(310,378)		
Prepaid Expenses						1,501								1,501		
Other Assets																
Accounts Payable		(170)	(161,639)										13,937	(147,872)		
Accrued Expenses		(18,435)	161,431	(16,348)		209								126,857		
Other Liabilities					28,740									28,740		
Cash flows from investing activities																
Purchases of Prop. And Equip.																
Notes Receivable																
Cash flows from financing activities																
Proceeds from Factoring																
Payments on Factoring																
Proceeds (Payments) on Debt																
Total Change in Cash	(60,647)	252,967	213,615	112,291	206,211	(55,887)	2,664	(38,355)	80,152	48,255	12,868	(734,432)				
Cash, Beginning of Month	1,193,166	1,132,519	1,385,485	1,599,100	1,711,392	1,917,603	1,861,716	1,864,380	1,826,025	1,906,177	1,954,431	1,967,300				
Cash, End of Month	1,132,519	1,385,485	1,599,100	1,711,392	1,917,603	1,861,716	1,864,380	1,826,025	1,906,177	1,954,431	1,967,300	1,232,868				

California Online Public Schools

Financial Package
December 31, 2023

Presented by:



California Online Public Schools Academy North Bay

Budget vs Actual

For the period ended December 31, 2023

	Current Period Actual	Current Period Budget	Current Period Variance	Current Year Actual	YTD Budget	YTD Budget Variance	Total Budget
Revenues							
State Aid - Revenue Limit							
LCFF State Aid	\$ 103,445	\$ 104,157	\$ (712)	\$ 425,273	\$ 428,203	\$ (2,930)	\$1,138,416
Education Protection Account	-	6,947	(6,947)	7,063	13,894	(6,831)	27,789
In Lieu of Property Taxes	48,362	48,281	81	205,538	253,476	(47,938)	593,664
Total State Aid - Revenue Limit	151,807	159,386	(7,579)	637,874	695,574	(57,700)	1,759,868
Federal Revenue							
Special Education - Entitlement	-	1,589	(1,589)	-	6,533	(6,533)	17,368
Title I, Part A - Basic Low Income	-	25,684	(25,684)	53	34,245	(34,192)	44,245
Other Federal Revenue	-	-	-	-	22,835	(22,835)	91,340
Total Federal Revenue	-	27,273	(27,273)	53	63,613	(63,560)	152,953
Other State Revenue							
State Special Education	-	11,281	(11,281)	57,540	46,378	11,162	123,299
Mandated Cost	5,177	5,174	3	5,177	5,174	3	5,174
State Lottery	-	-	-	6,725	-	6,725	32,930
Other State Revenue	1,028	625	403	53,702	2,570	51,132	6,947
Total Other State Revenue	6,205	17,080	(10,875)	123,144	54,122	69,022	168,350
Other Local Revenue							
Interest Revenue	15	-	15	60	-	60	-
Total Other Local Revenue	15	-	15	60	-	60	-
Total Revenues	158,027	203,739	(45,712)	761,131	813,309	(52,177)	2,081,171
Expenses							
Certificated Salaries							
Teachers' Salaries	\$ 40,387	\$ 36,279	\$ (4,109)	\$ 260,962	\$ 217,672	\$ (43,289)	\$ 522,414
Teachers' Extra Duty/Stipends	-	14	14	-	85	85	204
Pupil Support Salaries	3,102	2,794	(307)	21,866	16,766	(5,099)	40,240
Administrators' Salaries	4,444	4,614	170	30,993	27,682	(3,311)	66,437
Total Certificated Salaries	47,933	43,701	(4,232)	313,820	262,206	(51,614)	629,294
Classified Salaries							
Instructional Salaries	101	90	(12)	631	538	(93)	1,291
Support Salaries	144	144	(1)	998	862	(137)	2,068
Supervisors' and Administrators' Salaries	699	672	(27)	5,099	4,033	(1,066)	9,678
Clerical and Office Staff Salaries	230	121	(110)	1,280	725	(555)	1,740
Total Classified Salaries	1,175	1,026	(149)	8,008	6,157	(1,851)	14,777
Benefits							
State Teachers' Retirement System, certificated positions	209	6,956	6,747	209	41,734	41,526	83,469
OASDI/Medicare/Alternative, certificated positions	224	53	(171)	1,548	318	(1,230)	636
Medicare/Alternative, certificated positions	676	540	(136)	4,438	3,243	(1,196)	6,485
Health and Welfare Benefits, certificated positions	59,751	13,150	(46,602)	60,992	78,897	17,905	157,794
State Unemployment Insurance, certificated positions	42	1,879	1,837	250	11,271	11,021	37,571
Workers' Compensation Insurance, certificated positions	7	522	515	2,233	3,131	898	6,262
Other Benefits, certificated positions	(0)	-	0	(0)	-	0	-
Total Benefits	60,908	23,099	(37,809)	69,670	138,594	68,924	292,217
Books & Supplies							
Textbooks and Core Materials	1,385	775	(610)	14,260	4,650	(9,610)	9,300
Books and Reference Materials	72,331	17,111	(55,220)	72,331	102,665	30,334	205,329
School Supplies	-	6,450	6,450	2,036	38,698	36,662	77,396
Software	39,714	7,701	(32,013)	73,500	46,206	(27,295)	92,411
Office Expense	142	268	126	406	1,608	1,202	3,216
Noncapitalized Equipment	820	4,752	3,932	10,177	28,511	18,334	57,021
Total Books & Supplies	114,393	37,056	(77,337)	172,710	222,337	49,626	444,673
Subagreement Services							
Special Education	13,768	11,525	(2,243)	31,776	69,150	37,374	138,300
Substitute Teacher	1,429	-	(1,429)	1,429	-	(1,429)	-
Other Educational Consultants	8,197	5,902	(2,295)	8,268	35,413	27,145	70,825
Instructional Services	2,827	2,911	85	2,827	17,467	14,640	34,934
Total Subagreement Services	26,221	20,338	(5,882)	44,299	122,030	77,731	244,059
Operations & Housekeeping							
Auto and Travel	12	1,308	1,296	12	7,850	7,838	15,700
Dues & Memberships	2,380	300	(2,080)	4,022	1,800	(2,222)	3,600
Insurance	1,553	17	(1,536)	2,087	100	(1,987)	200
Janitorial Services	-	125	125	-	750	750	1,500

California Online Public Schools Academy North Bay

Budget vs Actual

For the period ended December 31, 2023

	Current Period Actual	Current Period Budget	Current Period Variance	Current Year Actual	YTD Budget	YTD Budget Variance	Total Budget
Communications	66	1,708	1,643	179	10,250	10,071	20,500
Postage and Shipping	2,361	54	(2,307)	2,365	326	(2,039)	652
Total Operations & Housekeeping	6,372	3,513	(2,859)	8,665	21,076	12,411	42,152
Facilities, Repairs & Other Leases							
Rent	1,292	1,148	(144)	1,292	6,888	5,597	13,777
Additional Rent	422	37	(385)	536	221	(316)	441
Equipment Leases	-	40	40	-	241	241	482
Repairs and Maintenance	143	-	(143)	143	-	(143)	-
Total Facilities, Repairs & Other Leases	1,857	1,225	(632)	1,971	7,350	5,379	14,700
Professional/Consulting Services							
IT	35,857	667	(35,190)	35,857	4,000	(31,857)	8,000
Audit & Taxes	4,659	388	(4,271)	4,818	1,165	(3,653)	1,165
Legal	638	554	(84)	1,285	3,324	2,039	6,648
Professional Development	3,333	1,537	(1,796)	4,830	9,222	4,392	18,445
General Consulting	109,803	12,191	(97,611)	111,432	73,148	(38,284)	146,296
Special Activities/Field Trips	-	-	-	404	-	(404)	-
Bank Charges	4	83	79	29	500	471	1,000
Other Taxes and Fees	9	717	708	32	4,300	4,268	8,600
Payroll Service Fee	17,070	-	(17,070)	17,070	-	(17,070)	-
Management Fee	787	779	(7)	4,684	4,675	(9)	9,350
District Oversight Fee	-	1,594	1,594	-	6,956	6,956	17,599
SPED Encroachment	-	-	-	653	-	(653)	-
Public Relations/Recruitment	7,808	1,646	(6,163)	10,185	9,873	(312)	19,747
Total Professional/Consulting Services	179,967	20,156	(159,811)	191,279	117,164	(74,115)	236,850
Total Expenses	438,826	150,114	(288,711)	810,423	896,914	86,491	1,918,724
Change in Net Assets	(280,799)	53,625	(334,423)	(49,291)	(83,605)	34,314	162,448
Net Assets, Beginning of Period	1,037,294			805,787			
Net Assets, End of Period	\$ 756,495			\$ 756,495			

California Online Public Schools

Statement of Financial Position

December 31, 2023

	California Online Public Schools Southern California	California Online Public Schools Academy Central Valley	California Online Public Schools Northern California	California Online Public Schools Academy North Bay	California Online Public Schools Monterey Bay	California Online Public Schools Central Coast	Combined
Assets							
Current Assets							
Cash & Cash Equivalents	19,751,553	\$ 7,742,389	\$ 14,246,531	\$ 1,860,529	\$ 2,433,289	\$ 747,566	\$ 46,781,856
Accounts Receivable	(8,789,893)	(1,049,474)	1,336,746	222,712	(192,377)	(21,630)	(8,493,916)
Due To/From Related Parties	14,904,280	(3,032,163)	(8,409,778)	(747,388)	(2,228,695)	(486,256)	-
Prepaid Expenses	283,964	35,329	75,985	-	8,506	-	403,784
Total Current Assets	26,149,904	3,696,081	7,249,484	1,335,853	20,722	239,679	38,691,724
Long-Term Assets							
Property & Equipment, Net	20,958	-	116,761	-	-	-	137,719
Deposits	20,287	100	-	-	-	-	20,387
Total Long Term Assets	41,246	100	116,761	-	-	-	158,106
Total Assets	\$ 26,191,149	\$ 3,696,181	\$ 7,366,244	\$ 1,335,853	\$ 20,722	\$ 239,679	\$ 38,849,831
Liabilities							
Current Liabilities							
Accounts Payable	\$ 1,107	\$ -	\$ 200	\$ -	\$ -	\$ -	1,307
Accrued Liabilities	(417,156)	(438,891)	1,247,648	210,700	422,265	106,009	1,130,576
Deferred Revenue	7,966,730	1,321,229	2,366,373	367,413	531,408	187,176	12,740,328
Deferred Rent, Current Portion	25,606	3,517	8,658	1,245	2,327	487	41,840
Total Current Liabilities	7,576,287	885,855	3,622,879	579,358	956,000	293,672	13,914,052
Long-Term Liabilities							
Total Liabilities	7,576,287	885,855	3,622,879	579,358	956,000	293,672	13,914,052
Total Net Assets	18,614,863	2,810,327	3,743,365	756,495	(935,278)	(53,992)	24,935,779
Total Liabilities and Net Assets	\$ 26,191,149	\$ 3,696,181	\$ 7,366,244	\$ 1,335,853	\$ 20,722	\$ 239,679	\$ 38,849,831

California Online Public Schools

Statement of Cash Flows

For the period ended December 31, 2023

	California Online Public Schools Southern California	California Online Public Schools Academy Central Valley	California Online Public Schools Northern California	California Online Public Schools Academy North Bay	California Online Public Schools Monterey Bay	California Online Public Schools Central Coast	Month Ended 12/31/23
Cash Flows from Operating Activities							
Change in Net Assets	\$ 1,332,451	\$ (787,204)	\$ (3,090,919)	\$ (280,799)	\$ (973,898)	\$ (179,923)	\$ (3,980,291)
Adjustments to reconcile change in net assets to net cash flows from operating activities:							
Decrease/(Increase) in Operating Assets:							
Grants, Contributions & Pledges Receivable	(5,075,819)	581,281	3,706	72,957	26,523	(445)	(4,391,798)
Due from Related Parties	(3,241,052)	722,373	1,737,279	150,245	513,031	118,123	-
Prepaid Expenses	223,887	-	-	1,501	-	-	225,388
Accounts Payable	1,107	-	200	-	-	-	1,307
Accrued Expenses	(1,709,724)	-	-	209	-	160	(1,709,356)
Deferred Revenue	-	(131,297)	-	-	(46,498)	-	(177,795)
Total Cash Flows from Operating Activities	(8,469,149)	385,153	(1,349,735)	(55,887)	(480,841)	(62,085)	(10,032,545)
Cash Flows from Investing Activities							
Purchases of Property & Equipment	181	-	4,670	-	-	-	4,851
Total Cash Flows from Investing Activities	181	-	4,670	-	-	-	4,851
Change in Cash & Cash Equivalents	(8,468,969)	385,153	(1,345,065)	(55,887)	(480,841)	(62,085)	(10,027,694)
Cash & Cash Equivalents, Beginning of Period	28,220,521	7,357,237	15,591,596	1,916,416	2,914,130	809,650	56,809,550
Cash and Cash Equivalents, End of Period	\$ 19,751,553	\$ 7,742,389	\$ 14,246,531	\$ 1,860,529	\$ 2,433,289	\$ 747,566	\$ 46,781,856

California Online Public Schools Academy North Bay

Accounts Payable Aging

December 31, 2023

Vendor Name	Invoice/Credit Number	Invoice Date	Date Due	Current	1 - 30 Days Past Due	31 - 60 Days Past Due	61 - 90 Days Past Due	Over 90 Days Past Due	Total
				\$ -	\$ -	\$ -	\$ -	\$ -	\$ -
Total Outstanding Invoices				<u>\$ -</u>	<u>\$ -</u>	<u>\$ -</u>	<u>\$ -</u>	<u>\$ -</u>	<u>\$ -</u>

California Online Public Schools Academy North Bay

Check Register

For the period ended December 31, 2023

Check Number	Vendor Name	Transaction Description	Check Date	Check Amount
30013	El Paseo Childrens Center Inc.	SpEd Svcs - 09/23	12/6/2023	\$ 2,565.00
30014	Pearson Virtual Schools USA	PVS Invoice - Accounting and Regulatory Reporting - 07/23	12/13/2023	232,898.60
30014	Pearson Virtual Schools USA	PVS Invoice - Accounting and Regulatory Reporting - 08/23	12/13/2023	232,898.60
30014	Pearson Virtual Schools USA	PVS Invoice - Accounting and Regulatory Reporting - 09/23	12/13/2023	232,898.60
30014	Pearson Virtual Schools USA	PVS Invoice - Accounting and Regulatory Reporting - 10/23	12/13/2023	232,898.60
30015	Samanths Boyd-Saez	Reimb - 11/22/23	12/19/2023	16.67
30016	Oxford Consulting Services Inc.	SpEd Svcs - 10/23	12/19/2023	570.31
30017	Law Offices of Young, Minney & Corr LLP	Legal Svcs - 11/23	12/19/2023	390.00
ACH	Pearson Virtual Schools USA	Educational Services	12/1/2023	50,426.25
ACH	Chase Bank	Bank Fee	12/5/2023	4.00
Total Disbursements Issued in December				\$ 985,566.63



California Online Public Schools - SoCal

Monthly Financial Presentation – December 2023

Highlights

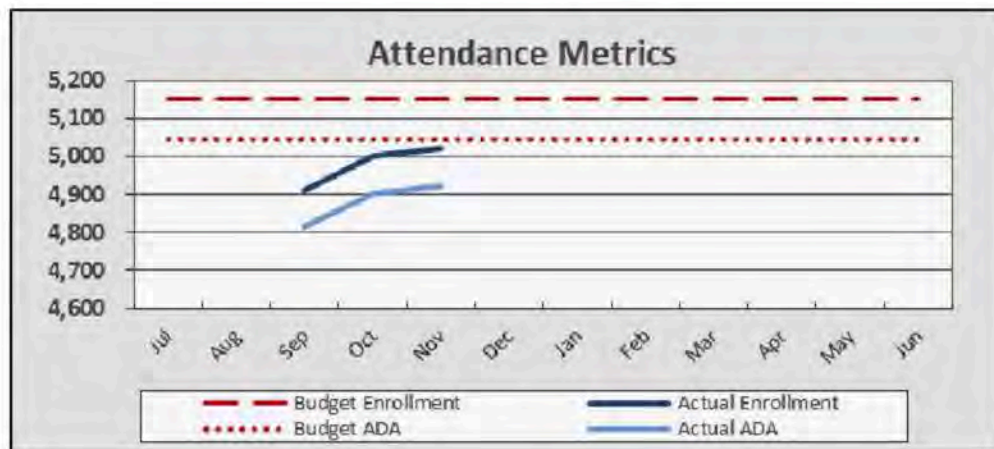
- Enrollment forecasted at 5,020 students – down 2% from plan
- Attendance forecasted at 4,922 (98%)
- Revenue forecasted at \$72.6M; slight decrease
- Expenses forecasted at \$67M; in line with budget
- **Surplus forecasted at \$5.5M** with an ending fund balance forecasted at \$22M.
- Cash balance of \$20M
- Cash projected at \$30M by fiscal year end.



Attendance Data and Metrics

- Enrollment forecasted at 5,020 students; *trending up monthly*
- ADA forecasted at 4,922; *P1 of 4,922*
- Unduplicated rate of 52%

Enrollment & Per Pupil Data			
	Actual	Forecast	Budget
Average Enrollment	4,977	5020	5149
ADA	4,879	4922	5046
Attendance Rate	98.0%	98.0%	98.0%
Unduplicated %	52.4%	52.4%	51.0%
Revenue per ADA		\$14,764	\$14,707
Expenses per ADA		\$13,640	\$13,426



Revenue

- FY24 annual revenues forecasted at \$72.6M
 - \$1.5M drop due to ADA decrease of 120 students from budget (2%)

	Year-to-Date			Annual/Full Year		
	Actual	Budget	Fav/(Unf)	Forecast	Budget	Fav/(Unf)
Revenue						
State Aid-Rev Limit	\$ 27,130,051	\$ 24,496,479	\$ 2,633,572	\$ 61,759,335	\$ 63,140,460	\$ (1,381,124)
Federal Revenue	-	1,951,388	(1,951,388)	4,615,851	4,877,546	(261,696)
Other State Revenue	1,864,101	1,874,119	(10,018)	6,101,770	6,187,889	(86,118)
Other Local Revenue	187,126	-	187,126	187,126	-	187,126
Total Revenue	<u>\$ 29,181,278</u>	<u>\$ 28,321,986</u>	<u>\$ 859,292</u>	<u>\$ 72,664,082</u>	<u>\$ 74,205,895</u>	<u>\$ (1,541,812)</u>



Expenses

- FY24 annual expenses forecasted at \$67M
 - \$2M increase in salaries & benefits; 50 additional positions added and raises
 - Savings made up in other categories (i.e., professional services)

Expenses	Year-to-Date			Annual/Full Year		
	Actual	Budget	Fav/(Unf)	Forecast	Budget	Fav/(Unf)
Certificated Salaries	\$ 11,408,283	\$ 9,531,960	\$(1,876,323)	\$ 24,705,197	\$ 22,876,704	\$(1,828,493)
Classified Salaries	291,124	223,831	(67,293)	609,763	537,195	(72,568)
Benefits	2,205,023	4,256,539	2,051,515	10,131,044	8,599,883	(1,531,161)
Books and Supplies	6,430,146	8,403,468	1,973,322	16,196,251	16,806,936	610,685
Subagreement Services	1,410,962	5,026,252	3,615,289	8,620,124	10,052,503	1,432,379
Operations	311,590	573,106	261,516	874,196	1,146,212	272,016
Facilities	412,683	157,005	(255,679)	466,452	314,009	(152,443)
Professional Services	4,711,306	3,718,616	(992,690)	5,526,921	7,406,486	1,879,565
Depreciation	1,084	1,550	466	2,634	3,100	466
Interest	-	-	-	-	-	-
Total Expenses	\$27,182,200	\$31,892,326	\$4,710,126	\$67,132,582	\$67,743,028	\$ 610,445

Fund Balance

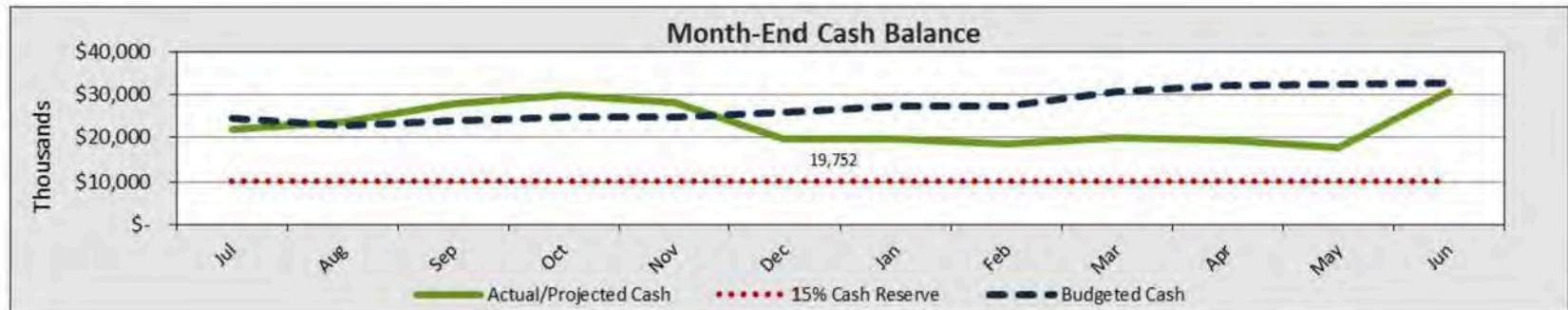
- Annual surplus forecasted at \$5.5M
- Ending fund balance forecasted at \$22M (33% of total expenses)

	Year-to-Date			Annual/Full Year		
	Actual	Budget	Fav/(Unf)	Forecast	Budget	Fav/(Unf)
Total Surplus(Deficit)	\$ 1,999,078	\$ (3,570,340)	\$ 5,569,418	\$ 5,531,500	\$ 6,462,867	\$ (931,367)
Beginning Fund Balance	<u>16,615,785</u>	<u>16,615,785</u>		<u>16,615,785</u>	<u>16,615,785</u>	
Ending Fund Balance	<u>\$18,614,863</u>	<u>\$13,045,445</u>		<u>\$22,147,285</u>	<u>\$23,078,652</u>	
<i>As a % of Annual Expenses</i>	27.7%	19.3%		33.0%	34.1%	



Cash Balance

- **Current cash balance of \$23.6M (150 days)**
- **Cash projected at \$30M by fiscal year end**



Compliance Reporting



Area	Due Date	Description	Completed By	Board Must Approve	Signature Required	Additional Information
DATA	Set by Authorizer (by Jan 17)	Principal Apportionment P1 - The First Principal attendance period, designated P-1, is the attendance count for all full school months during the period from July 1 through the last school month that ends on or before December 31 of the FY, and is used by the CDE to compute the P-1 Apportionment. Attendance data collected within the P-1 reporting date range must be uploaded into the state's Principal Apportionment Data Collection portal.	Charter Impact with CalOps support	No	Yes	https://www.cde.ca.gov/fg/st/pa/
DATA	2-Jan	CALPADS - Fall 2 Submission Window opens - Information will be used by the US Department of Education and the California Department of Education to gain insights into student course enrollments, services rendered in support of school's English Learner population, staff assignments and full-time equivalent levels. The reported data represent a snapshot of a school's status in the previously listed areas per Census Day, October 4, 2023. Schools have until March 1, 2024 to certified data. IMPORTANT: Fall 2 Staff assignment data will be referenced by the Commission on Teacher Credentialing (CTC) for accountability purposes. CTC will cross reference teachers' credential information with the courses/sections they are assigned to teach. CTC will report misassignments/discrepancies to your charter authorizer.	Charter Impact submits with data provided by CalOps	No	No	https://www.cde.ca.gov/ds/sp/cl/rptcalendar.asp
FINANCE	12-Jan	Federal Stimulus Reporting - Local educational agencies (LEAs) are required to report to the California Department of Education (CDE) on funds received through the CARES Act, the CRRSA Act, and the ARP. (ESSER I, GEER, ESSER II, ESSER III). LEAs are required to report status of funds for the period October 1, 2023 - December 31, 2023.	Charter Impact with CalOps support	No	No	https://www.cde.ca.gov/fg/cv/reporting.asp
FINANCE	15-Jan	Consolidated Application (ConApp) reporting - Winter - The ConApp is used by the CDE to distribute categorical funds from various state and federal programs to county offices, school districts, and direct-funded charter schools throughout California. The winter release is submitted in January of each year and contains the LEA's entitlements for each funded program.	Charter Impact	No	No	https://www.cde.ca.gov/fg/a/co/cars.asp
FINANCE	17-Jan	Mid-Year Expenditure Report due to SELPA - Interim financial reporting for actuals through December 31 are due to El Dorado Charter SELPA.	Charter Impact	No	No	http://charterselpa.org/fiscal/
FINANCE	19-Jan	SELPA ADA/Enrollment report #2 - Interim financial reporting due to El Dorado Charter SELPA.	Charter Impact	No	No	http://charterselpa.org/fiscal/
DATA	26-Jan	CALPADS - Fall 1 Amendment deadline - Final opportunity to review and correct your certified CALPADS - Fall 1 student data. Students' program eligibility information associated with lunch, special education, homeless, English language learner, school enrollment and graduation statuses will be submitted to the CDE. This data will be used to in CDE's CA Dashboard calculations and determine access to funding such as student meal reimbursements and unduplicated count factors.	Charter Impact submits with data provided by CalOps	No	No	https://www.cde.ca.gov/ds/sp/cl/rptcalendar.asp
FINANCE	31-Jan	Federal Cash Management - Period 3 - The Title I, Part A; Title I, Part D, Subpart 2; Title II, Part A; Title III EL; Title III Immigrant; and Title IV, Part A programs under the Elementary and Secondary Education Act of 1965 (ESEA), as amended by the ESSA, will utilize the Federal Cash Management program. Charter schools that are awarded a grant under any of these programs must submit the CMDC report for a particular quarter in order to receive an apportionment for that quarter; CDE will apportion funds to LEAs whose cash balance is below a certain threshold.	Charter Impact	No	No	https://www.cde.ca.gov/fg/a/cm/

Compliance Reporting



FINANCE	TBD	Federal Stimulus Annual Report - Local educational agencies (LEAs) are required to report to the California Department of Education (CDE) on funds received through the CARES Act, the CRRSA Act, and the ARP. (ESSER I, GEER, ESSER II, ESSER III). LEAs are required to report status of funds for the period July 1, 2022 - June 30, 2023.	Charter Impact with CalOps support	No	No	https://www.cde.ca.gov/fg/cr/anreporthelp.asp
DATA	1-Feb	School Accountability Report Card - All public schools in California are required to prepare an annual SARC (2022/23). SARCs are intended to provide the public with important information about each public school and to communicate a school's progress in achieving its goals. EC Section 35256 requires LEA governing boards to approve SARCs for publications.	CalOps	Yes	No	https://www.cde.ca.gov/ia/a/sal
FINANCE	1-Feb	Nonclassroom-Based Funding Determination - Charter schools with an existing funding determination ending in 2023/24 must request a funding determination on or before February 1. Education Code [EC] Section 47612.5 prohibits charter schools from receiving any funding for nonclassroom-based instruction unless the State Board of Education (SBE) determines its eligibility for funding.	Charter Impact	No	Yes	https://www.cde.ca.gov/sp/c/nclrbifunddet.asp
FINANCE	15-Feb	Board of Equalization Property Tax Exemption - Property used exclusively for public schools, community colleges, state colleges, and state universities is exempt from property taxation (article XIII, section 3, subd. (d), Revenue and Taxation Code section 202, subd. (a)(3)). The property is exempt from taxation on the basis of its exclusive use for public school purposes. If the property is not owned by the public school, the owner of the property is required to file a claim for the Lessor's Exemption. If the owner of the property does not claim the exemption, the public school may file the Public School Exemption claim.	Charter Impact	No	Yes	https://www.boe.ca.gov/prop/taxes/lessor_exemption.htm
FINANCE	20-Feb	Certification of the First Principal Apportionment - The Principal Apportionment includes funding for the Local Control Funding Formula, the primary source of an LEA's general purpose funding, Special Education (AB 602), and funding for several other programs. The First Principal Apportionment (P-1), certified by February 20, is based on the first period data that LEAs report to CDE in November through January. P-1 supersedes the Advance Apportionment calculations and establishes each LEA's monthly state aid payment for February through May.	FYI	No	No	https://www.cde.ca.gov/fg/a/pal
DATA	26-Feb	CRDC - 2023-24 Submission Window (Dec 11, 2023-Feb 26, 2024) - The CRDC collects key information on civil rights indicators, including student enrollment and educational programs and services, most of which is disaggregated by race and ethnicity, sex, limited English proficiency, and disability status.	Charter Impact submits with data provided by CalOps	No	No	https://crdc.communities.ed.gov/#program
FINANCE	28-Feb	E-Rate FCC Form 470 Due date (FY2024) - To request bids for service, applicants certify an FCC Form 470 in the E-rate Productivity Center (EPC). This is a formal process to identify and request the products and services you need so that potential service providers can review your requests and submit bids. The FCC Form 470 must be certified in EPC at least 28 days before the close of the filing window. February 28, 2023 is the deadline to certify an FY2023 FCC Form 470 and still be able to certify an FCC Form 471 within the FY2024 filing window.	CalOps	No	No	https://www.fcc.gov/efiling
FINANCE	Set by Authorizer (by Mar 15)	2nd Interim Financial Report - Local educational agencies (LEAs) are required to file two reports during a fiscal year (interim reports) on the status of the LEA's financial health. The first interim report is due December 15 for the period ending October 31. The second is due March 15 for the period ending January 31.	Charter Impact	Yes	Yes	https://www.cde.ca.gov/fg/fi/ir/interimstatus.asp

Appendix

- Monthly Cash Flow / Forecast 23/24
- Budget vs. Actual
- Statement of Financial Position
- Statement of Cash Flows
- Monthly Check Register
- AP Aging

FY23-24 CalOps Southern California

Monthly Cash Flow/Forecast FY23-24

Revised 01/18/24

Actuals Through: 12/31/2023

ADA = 4921.60



Professional/Consulting Services

5801 IT

5802 Audit & Taxes

5803 Legal

5804 Professional Development

5805 General Consulting

5807 Bank Charges

5809 Other taxes and fees

5810 Payroll Services Fee

5811 Management Fee

5812 District Oversight Fee

5815 Public Relations/Recruitment

Depreciation

6900 Depreciation Expense

Interest

Total Expenses

Monthly Surplus (Deficit)

Cash Flow Adjustments

Monthly Surplus (Deficit)

Cash flows from operating activities

Depreciation/Amortization

Public Funding Receivables

Grants and Contributions Rec.

Due To/From Related Parties

Prepaid Expenses

Other Assets

Accounts Payable

Accrued Expenses

Deferred Revenue

Other Liabilities

Cash flows from investing activities

Purchases of Prop. And Equip.

Notes Receivable

Cash flows from financing activities

Proceeds from Factoring

Payments on Factoring

Proceeds/Payments on Debt

Total Change in Cash

Cash, Beginning of Month

Cash, End of Month

	Jul-23	Aug-23	Sep-23	Oct-23	Nov-23	Dec-23	Jan-24	Feb-24	Mar-24	Apr-24	May-24	Jun-24	Year-End Accruals	Annual Forecast	Original Budget Total	Favorable / (Unfav.)
Professional/Consulting Services																
5801 IT		43,543	13,000	6,160	1,863	1,056,149	79,490	79,490	79,490	79,490	79,490	79,490	(643,776)	953,879	953,879	
5802 Audit & Taxes			792	17,650	3,846	136,711								158,499	172,221	13,722
5803 Legal		9,960	2,988	5,647	2,141	13,066	19,906	19,906	19,906	19,906	19,906	19,906		238,869	238,869	
5804 Professional Development			26,172	8,710	19,444	125,000	55,228	55,228	55,228	55,228	55,228	55,228		662,735	662,735	
5805 General Consulting		48	17,845	23,793	17,053	1,840,309	342,238	342,238	342,238	342,238	342,238	342,238	(2,693,096)	1,259,381	3,578,469	2,319,089
5807 Bank Charges	135	155	226	318	190	175	917	917	917	917	917	917		6,700	11,000	4,300
5809 Other taxes and fees	85	3,260	376	6	1,270	292	10,852	10,852	10,852	10,852	10,852	10,852		70,400	130,221	59,821
5810 Payroll Services Fee						530,961								530,961		(530,961)
5811 Management Fee		56,650	78,325	28,414	28,228	28,552	28,325	28,325	28,325	28,325	28,325	28,325		340,118	339,900	(218)
5812 District Oversight Fee							49,679	49,679	72,907	42,869	42,869	42,869		316,722	631,405	13,811
5815 Public Relations/Recruitment		37,549	30,591		10,733	425,240	57,316	57,316	57,316	57,316	57,316	57,316	(160,220)	687,787	687,787	
	68,240	154,184	125,749	93,198	111,134	4,158,801	629,976	629,976	653,204	623,165	623,165	623,165	(2,967,036)	5,526,921	7,406,486	1,879,565
Depreciation																
6900 Depreciation Expense			542	18,140	(17,778)	181	258	258	258	258	258	258		2,634	3,100	466
			542	18,140	(17,778)	181	258	258	258	258	258	258		2,634	3,100	466
Interest																
Total Expenses	1,971,448	3,640,183	2,667,176	2,685,266	3,668,912	12,549,216	6,561,237	6,549,798	6,550,149	6,508,672	6,508,672	6,508,672	763,182	67,132,562	67,743,028	610,445
Monthly Surplus (Deficit)	(803,076)	(890,277)	704,289	(582,196)	2,237,887	1,332,451	(66,448)	(1,119,641)	1,277,039	(620,705)	(1,685,336)	(1,685,336)	7,432,850	5,531,500	6,462,867	(936,917)
Cash Flow Adjustments																
Monthly Surplus (Deficit)	(803,076)	(890,277)	704,289	(582,196)	2,237,887	1,332,451	(66,448)	(1,119,641)	1,277,039	(620,705)	(1,685,336)	(1,685,336)	7,432,850	5,531,500	6,462,867	(936,917)
Cash flows from operating activities																
Depreciation/Amortization			542	181	1,730,703	181	258	258	258	258	258	258		2,453		
Public Funding Receivables	265,964	5,101,936		(1,730,703)	1,730,703								(8,196,092)	(2,828,132)		
Grants and Contributions Rec.			5,658,756		2,164,597	(5,075,819)								2,747,534		
Due To/From Related Parties	(211,896)	(1,963,092)	(2,283,052)	3,811,740	(7,149,438)	(3,241,052)						14,904,000		8,807,271		
Prepaid Expenses	127,890	(27,548)		(209,168)	(8,723)	223,887								106,338		
Other Assets																
Accounts Payable		(111,991)	(2,391,184)		1,107								763,182	(1,738,886)		
Accrued Expenses	(478,501)	(370,442)	2,510,256	532,985	(4,727,549)	(1,709,724)								(4,242,974)		
Deferred Revenue					(735,439)											
Other Liabilities																
Cash flows from investing activities				17,959	(17,778)											(17,778)
Purchases of Prop. And Equip.					(17,778)											(17,778)
Notes Receivable																
Cash flows from financing activities																
Proceeds from Factoring																
Payments on Factoring																
Proceeds/Payments on Debt																
Total Change in Cash	(1,099,618)	1,738,647	4,199,606	1,840,798	(1,505,741)	(8,468,969)	(66,190)	(1,119,383)	1,277,298	(620,447)	(1,685,078)	13,218,922				
Cash, Beginning of Month	23,046,829	21,947,211	23,685,858	27,885,464	29,726,262	28,220,521	19,751,553	19,685,363	18,565,980	19,843,278	19,222,831	17,537,753				
Cash, End of Month	21,947,211	23,685,858	27,885,464	29,726,262	28,220,521	19,751,553	19,685,363	18,565,980	19,843,278	19,222,831	17,537,753	30,756,675				

California Online Public Schools

Financial Package
December 31, 2023

Presented by:



California Online Public Schools Southern California

Budget vs Actual

For the period ended December 31, 2023

	Current Period Actual	Current Period Budget	Current Period Variance	Current Year Actual	YTD Budget	YTD Budget Variance	Total Budget
Revenues							
State Aid - Revenue Limit							
LCFF State Aid	\$ 1,730,703	\$1,776,909	\$ (46,206)	\$ 8,845,816	\$ 7,305,072	\$ 1,540,744	\$ 20,625,581
Education Protection Account	241,493	252,283	(10,790)	482,986	504,566	(21,580)	1,009,132
In Lieu of Property Taxes	11,867,499	3,178,446	8,689,053	17,801,249	16,686,841	1,114,408	41,505,746
Total State Aid - Revenue Limit	13,839,695	5,207,638	8,632,057	27,130,051	24,496,479	2,633,572	63,140,460
Federal Revenue							
Special Education - Entitlement	-	54,336	(54,336)	-	223,381	(223,381)	630,707
Title I, Part A - Basic Low Income	-	596,725	(596,725)	-	795,633	(795,633)	851,738
Title II, Part A - Teacher Quality	-	97,625	(97,625)	-	130,167	(130,167)	130,167
Other Federal Revenue	-	-	-	-	802,207	(802,207)	3,264,934
Total Federal Revenue	-	748,686	(748,686)	-	1,951,388	(1,951,388)	4,877,546
Other State Revenue							
State Special Education	-	385,742	(385,742)	1,530,841	1,585,827	(54,986)	4,477,518
Mandated Cost	-	172,508	(172,508)	173,027	172,508	519	172,508
State Lottery	-	-	-	-	-	-	1,195,821
Other State Revenue	35,173	22,705	12,468	160,233	115,784	44,449	342,041
Total Other State Revenue	35,173	580,955	(545,782)	1,864,101	1,874,119	(10,018)	6,187,889
Other Local Revenue							
Interest Revenue	6,799	-	6,799	33,315	-	33,315	-
School Fundraising	-	-	-	153,812	-	153,812	-
Total Other Local Revenue	6,799	-	6,799	187,126	-	187,126	-
Total Revenues	13,881,667	6,537,279	7,344,388	29,181,278	28,321,986	859,292	74,205,895
Expenses							
Certificated Salaries							
Teachers' Salaries	\$ 1,468,195	\$1,318,839	\$ (149,356)	\$ 9,486,717	\$ 7,913,031	\$ (1,573,686)	\$ 18,991,275
Teachers' Extra Duty/Stipends	-	515	515	-	3,090	3,090	7,416
Pupil Support Salaries	112,759	101,585	(11,174)	794,878	609,511	(185,367)	1,462,827
Administrators' Salaries	161,548	167,721	6,173	1,126,688	1,006,328	(120,360)	2,415,186
Total Certificated Salaries	1,742,502	1,588,660	(153,842)	11,408,283	9,531,960	(1,876,323)	22,876,704
Classified Salaries							
Instructional Salaries	3,681	3,259	(422)	22,941	19,556	(3,386)	46,934
Support Salaries	5,251	5,221	(30)	36,298	31,327	(4,972)	75,184
Supervisors' and Administrators' Salaries	25,411	24,432	(978)	185,346	146,595	(38,751)	351,828
Clerical and Office Staff Salaries	8,378	4,392	(3,986)	46,539	26,354	(20,185)	63,250
Total Classified Salaries	42,721	37,305	(5,416)	291,124	223,831	(67,293)	537,195
Benefits							
State Teachers' Retirement System, certificated positions	-	252,862	252,862	-	1,517,170	1,517,170	3,034,341
OASDI/Medicare/Alternative, certificated positions	8,130	1,927	(6,202)	56,265	11,565	(44,700)	23,129
Medicare/Alternative, certificated positions	24,574	19,647	(4,927)	161,348	117,882	(43,465)	235,765
Health and Welfare Benefits, certificated positions	1,860,785	405,167	(1,455,619)	1,897,181	2,431,000	533,819	4,862,000
State Unemployment Insurance, certificated positions	1,521	10,851	9,329	9,098	65,104	56,006	217,013
Workers' Compensation Insurance, certificated positions	221	18,970	18,749	81,131	113,818	32,686	227,635
Total Benefits	1,895,232	709,423	(1,185,808)	2,205,023	4,256,539	2,051,516	8,599,883
Books & Supplies							
Textbooks and Core Materials	49,796	28,708	(21,088)	517,836	172,250	(345,586)	344,500
Books and Reference Materials	2,194,258	576,235	(1,618,023)	2,194,258	3,457,412	1,263,154	6,914,823
School Supplies	-	317,061	317,061	74,027	1,902,368	1,828,342	3,804,737
Software	1,261,387	262,407	(998,980)	2,497,801	1,574,442	(923,359)	3,148,884
Office Expense	5,209	11,323	6,114	22,723	67,938	45,215	135,877
Business Meals	-	12,919	12,919	-	77,511	77,511	155,022
Noncapitalized Equipment	32,076	191,924	159,848	1,123,500	1,151,547	28,046	2,303,093
Total Books & Supplies	3,542,726	1,400,578	(2,142,148)	6,430,146	8,403,468	1,973,322	16,806,936
Subagreement Services							
Special Education	457,172	422,717	(34,455)	963,338	2,536,300	1,572,962	5,072,600
Substitute Teacher	44,443	-	(44,443)	44,443	-	(44,443)	-
Other Educational Consultants	296,775	353,028	56,253	316,834	2,118,169	1,801,335	4,236,338
Instructional Services	86,347	61,964	(24,383)	86,347	371,783	285,436	743,565
Total Subagreement Services	884,737	837,709	(47,028)	1,410,962	5,026,252	3,615,289	10,052,503
Operations & Housekeeping							
Auto and Travel	795	24,801	24,006	29,596	148,806	119,210	297,612
Dues & Memberships	76,082	6,733	(69,348)	100,715	40,400	(60,315)	80,800
Insurance	46,087	583	(45,504)	65,498	3,500	(61,998)	7,000
Utilities	1,324	2,116	792	14,562	12,696	(1,866)	25,392
Janitorial Services	1,296	1,609	313	11,574	9,654	(1,920)	19,308
Communications	2,576	57,724	55,148	15,836	346,344	330,508	692,688
Postage and Shipping	73,641	1,951	(71,690)	73,809	11,706	(62,103)	23,412
Total Operations & Housekeeping	201,800	95,518	(106,282)	311,590	573,106	261,516	1,146,212

California Online Public Schools Southern California

Budget vs Actual

For the period ended December 31, 2023

	Current Period Actual	Current Period Budget	Current Period Variance	Current Year Actual	YTD Budget	YTD Budget Variance	Total Budget
Facilities, Repairs & Other Leases							
Rent	55,367	23,403	(31,965)	243,651	140,416	(103,235)	280,832
Additional Rent	24,208	1,320	(22,888)	157,224	7,921	(149,302)	15,842
Equipment Leases	841	1,445	603	7,098	8,667	1,569	17,335
Repairs and Maintenance	100	-	(100)	4,710	-	(4,710)	-
Total Facilities, Repairs & Other Leases	80,517	26,167	(54,349)	412,683	157,005	(255,679)	314,009
Professional/Consulting Services							
IT	1,056,149	79,490	(976,659)	1,120,715	476,940	(643,776)	953,879
Audit & Taxes	136,711	57,407	(79,304)	158,499	172,221	13,722	172,221
Legal	15,066	19,906	4,840	35,802	119,435	83,633	238,869
Professional Development	125,000	55,228	(69,772)	179,327	331,368	152,041	662,735
General Consulting	1,840,309	298,206	(1,542,103)	1,899,048	1,789,235	(109,814)	3,578,469
Special Activities/Field Trips	346	-	(346)	83,844	-	(83,844)	-
Bank Charges	175	917	742	1,200	5,500	4,301	11,000
Other Taxes and Fees	292	10,852	10,559	5,289	65,111	59,821	130,221
Payroll Service Fee	530,961	-	(530,961)	530,961	-	(530,961)	-
Management Fee	28,552	28,325	(227)	170,168	169,950	(218)	339,900
District Oversight Fee	-	52,076	52,076	-	244,965	244,965	631,405
SPED Encroachment	-	-	-	22,340	-	(22,340)	-
Public Relations/Recruitment	425,240	57,316	(367,924)	504,113	343,893	(160,220)	687,787
Total Professional/Consulting Services	4,158,801	659,722	(3,499,079)	4,711,306	3,718,616	(992,690)	7,406,486
Depreciation							
Depreciation Expense	181	258	78	1,084	1,550	466	3,100
Total Depreciation	181	258	78	1,084	1,550	466	3,100
Total Expenses	12,549,216	5,355,340	(7,193,876)	27,182,200	31,892,326	4,710,126	67,743,028
Change in Net Assets	1,332,451	1,181,939	150,512	1,999,078	(3,570,340)	5,569,418	6,462,867
Net Assets, Beginning of Period	17,282,412			16,615,785			
Net Assets, End of Period	\$ 18,614,863			\$ 18,614,863			

California Online Public Schools

Statement of Financial Position

December 31, 2023

	California Online Public Schools Southern California	California Online Public Schools Academy Central Valley	California Online Public Schools Northern California	California Online Public Schools Academy North Bay	California Online Public Schools Monterey Bay	California Online Public Schools Central Coast	Combined
Assets							
Current Assets							
Cash & Cash Equivalents	19,751,553	\$ 7,742,389	\$ 14,246,531	\$ 1,860,529	\$ 2,433,289	\$ 747,566	\$ 46,781,856
Accounts Receivable	(8,789,893)	(1,049,474)	1,336,746	222,712	(192,377)	(21,630)	(8,493,916)
Due To/From Related Parties	14,904,280	(3,032,163)	(8,409,778)	(747,388)	(2,228,695)	(486,256)	-
Prepaid Expenses	283,964	35,329	75,985	-	8,506	-	403,784
Total Current Assets	26,149,904	3,696,081	7,249,484	1,335,853	20,722	239,679	38,691,724
Long-Term Assets							
Property & Equipment, Net	20,958	-	116,761	-	-	-	137,719
Deposits	20,287	100	-	-	-	-	20,387
Total Long Term Assets	41,246	100	116,761	-	-	-	158,106
Total Assets	\$ 26,191,149	\$ 3,696,181	\$ 7,366,244	\$ 1,335,853	\$ 20,722	\$ 239,679	\$ 38,849,831
Liabilities							
Current Liabilities							
Accounts Payable	\$ 1,107	\$ -	\$ 200	\$ -	\$ -	\$ -	1,307
Accrued Liabilities	(417,156)	(438,891)	1,247,648	210,700	422,265	106,009	1,130,576
Deferred Revenue	7,966,730	1,321,229	2,366,373	367,413	531,408	187,176	12,740,328
Deferred Rent, Current Portion	25,606	3,517	8,658	1,245	2,327	487	41,840
Total Current Liabilities	7,576,287	885,855	3,622,879	579,358	956,000	293,672	13,914,052
Long-Term Liabilities							
Total Liabilities	7,576,287	885,855	3,622,879	579,358	956,000	293,672	13,914,052
Total Net Assets	18,614,863	2,810,327	3,743,365	756,495	(935,278)	(53,992)	24,935,779
Total Liabilities and Net Assets	\$ 26,191,149	\$ 3,696,181	\$ 7,366,244	\$ 1,335,853	\$ 20,722	\$ 239,679	\$ 38,849,831

California Online Public Schools

Statement of Cash Flows

For the period ended December 31, 2023

	California Online Public Schools Southern California	California Online Public Schools Academy Central Valley	California Online Public Schools Northern California	California Online Public Schools Academy North Bay	California Online Public Schools Monterey Bay	California Online Public Schools Central Coast	Month Ended 12/31/23
Cash Flows from Operating Activities							
Change in Net Assets	\$ 1,332,451	\$ (787,204)	\$ (3,090,919)	\$ (280,799)	\$ (973,898)	\$ (179,923)	\$ (3,980,291)
Adjustments to reconcile change in net assets to net cash flows from operating activities:							
Decrease/(Increase) in Operating Assets:							
Grants, Contributions & Pledges Receivable	(5,075,819)	581,281	3,706	72,957	26,523	(445)	(4,391,798)
Due from Related Parties	(3,241,052)	722,373	1,737,279	150,245	513,031	118,123	-
Prepaid Expenses	223,887	-	-	1,501	-	-	225,388
Accounts Payable	1,107	-	200	-	-	-	1,307
Accrued Expenses	(1,709,724)	-	-	209	-	160	(1,709,356)
Deferred Revenue	-	(131,297)	-	-	(46,498)	-	(177,795)
Total Cash Flows from Operating Activities	(8,469,149)	385,153	(1,349,735)	(55,887)	(480,841)	(62,085)	(10,032,545)
Cash Flows from Investing Activities							
Purchases of Property & Equipment	181	-	4,670	-	-	-	4,851
Total Cash Flows from Investing Activities	181	-	4,670	-	-	-	4,851
Change in Cash & Cash Equivalents	(8,468,969)	385,153	(1,345,065)	(55,887)	(480,841)	(62,085)	(10,027,694)
Cash & Cash Equivalents, Beginning of Period	28,220,521	7,357,237	15,591,596	1,916,416	2,914,130	809,650	56,809,550
Cash and Cash Equivalents, End of Period	\$ 19,751,553	\$ 7,742,389	\$ 14,246,531	\$ 1,860,529	\$ 2,433,289	\$ 747,566	\$ 46,781,856

California Online Public Schools Southern California

Accounts Payable Aging

December 31, 2023

Vendor Name	Invoice/Credit Number	Invoice Date	Date Due	Current	1 - 30 Days Past Due	31 - 60 Days Past Due	61 - 90 Days Past Due	Over 90 Days Past Due	Total
San Diego Gas & Electric	SDGE120423-2367	12/4/2023	1/3/2024	\$ 1,107	\$-	\$-	\$-	\$-	\$ 1,107
Total Outstanding Invoices				<u>\$ 1,107</u>	<u>\$ -</u>	<u>\$ -</u>	<u>\$ -</u>	<u>\$ -</u>	<u>\$ 1,107</u>

California Online Public Schools Southern California

Check Register

For the period ended December 31, 2023

Check Number	Vendor Name	Transaction Description	Check Date	Check Amount
Cash Account Chase x 7900				
ACH	Fedwire Tax Services	Tax Services	11/14/2023	\$ 1,404,951.68
ACH	Fedwire Tax Services	Tax Services	11/24/2023	1,458.00
ACH	Fedwire Tax Services	Tax Services	11/29/2023	237,264.52
Total Disbursements Issued in December				\$ 1,643,674.20
Cash Account Chase x 7959				
ACH	Chase Bank	Bank Fee	12/15/2023	\$ 95.61
10262	Brandastic, Inc.	Marketing - 12/23	12/6/2023	21,000.00
10263	Charter Impact, Inc.	Business Mgmt Svcs - 12/23	12/6/2023	45,833.00
10264	City of Carlsbad Parks & Recreation	Facility Rental - 03/21/24	12/6/2023	98.00
10265	CliftonLarsonAllen LLP	Audit Svcs - Progress billing for the year ended 06/30/23	12/6/2023	40,530.00
10265	CliftonLarsonAllen LLP	Audit Svcs - Week Ending 11/25/23 Professional	12/6/2023	40,530.00
10266	Corodata Records Management Inc.	Document Storage Mgmt - 08/23	12/6/2023	60.95
10267	Crown Facility Solutions Inc	Janitorial Svcs - 12/23	12/6/2023	1,296.00
10268	El Paseo Childrens Center Inc.	SpEd Svcs - 09/23	12/6/2023	115,261.00
10269	Yessenia Gaines	Reimb - 10/02/23 - 10/31/23	12/6/2023	275.10
10270	Hampton Inn & Homewood Suites Chula Vista Eastlake	Facility Rental - 04/29/24 - 05/03/24	12/6/2023	1,575.00
10271	Headstand	Consulting Svcs - 12/23 Retainer 10% Basic Expense Fee	12/6/2023	36,000.80
10271	Headstand	Consulting Svcs - Retainer	12/6/2023	36,000.80
10272	Hilton Garden Inn - Fontana	Facility Rental - 04/29/24 - 05/02/24	12/6/2023	3,486.06
10273	IXL Learning Inc	Licence	12/6/2023	10,250.00
10274	PC Connection Sales Corp	MacBook Pro (10) & Return Shipping Label MFG# RSL	12/6/2023	28,467.42
10275	School Services of California Inc.	Consulting Svcs - 10/23	12/6/2023	325.00
10276	T-Mobile	Communication Svcs - 10/21/23 - 11/20/23	12/6/2023	678.64
10277	T-Mobile	Communication Svcs - 10/21/23 - 11/20/23	12/6/2023	2,781.37
10278	Pearson Virtual Schools USA	PVS Invoice - Accounting & Regulatory Reporting - 07/23-10/23	12/13/2023	12,714,039.54
10279	Clever Inc.	Licence - 01/05/24 - 01/05/25 (9182)	12/13/2023	55,092.00
10280	A-1 Self Storage	Storage Rental - 12/12/23 - 06/07/24	12/19/2023	3,622.00
10281	Branche Jones	Consulting Svcs - 11/23	12/19/2023	4,000.00
10282	Charter Impact, Inc.	Rush Processing Fee - 11/23	12/19/2023	150.00
10283	City of San Juan Capistrano	Business License Renewal	12/19/2023	15.30
10284	Corodata Records Management Inc.	Document Storage Mgmt - 11/01/23 - 11/30/23	12/19/2023	193.44
10285	Document Tracking Services	Document Tracking Svcs - 12/15/23 - 12/15/24	12/19/2023	2,650.00
10286	Effectual Educational Consulting Services	SpEd Svcs - 09/23	12/19/2023	21,345.00
10287	FeldCare Connects	SpEd Svcs - 11/23	12/19/2023	150.00
10288	Yessenia Gaines	Reimb - 11/01/23 - 11/30/23	12/19/2023	137.55
10289	Kellogg West Conference Center	Facility Rental - 04/22/24 - 04/26/24	12/19/2023	7,600.00
10290	Law Offices of Michelle Won	Legal Svcs - 11/23	12/19/2023	1,182.50
10291	McGraw Hill LLC	Textbooks - Actively Learn Science 1 YR (824)	12/19/2023	5,562.00
10292	NCS Pearson, Inc.	Textbooks	12/19/2023	5,937.00
10293	Netrix	Professional Svcs - 12/01/23 - 12/31/23	12/19/2023	3,080.00
10294	Oxford Consulting Services Inc.	Enrichment Svcs - 08/23 - 10/23	12/19/2023	140,341.35
		11 iPadPro, Magic Keyboard, Apple Pencil 2nd Gen	12/19/2023	
		15.6 Inch Monitor	12/19/2023	
		6 Inch Monitor	12/19/2023	
10295	PC Connection Sales Corp	AppleCare Plus for iPad 11	12/19/2023	9,294.97
		AppleCare Plus for iPad 12.9	12/19/2023	
		iPad(1), Magic Keyboard(1), Apple Pencil (1)	12/19/2023	
		VIP-E ABPro DC Nmd L3 5M (10)	12/19/2023	
10296	Pearson Virtual Schools USA	SpEd Svcs	12/19/2023	7,615.00
10297	Philadelphia Insurance Companies	Insurance Svcs - 10/01/23 - 24 25% Down & 11 Monthly Install	12/19/2023	16,398.78
10298	Photo Booth	Photo Booth - 06/23	12/19/2023	795.00
10299	Pitney Bowes Global Financial Services LLC	Postage Machine Lease - 11/20/23 - 02/19/24	12/19/2023	841.28
10300	Santa Margarita Water District	Water Svcs - 11/07/23 - 12/05/23	12/19/2023	216.59
10301	Stanford Sierra Youth & Families	SpEd Svcs - 09/23 - 10/23	12/19/2023	1,760.00
10302	TeachTown	Licence - 02/20/24 - 06/30/24 & 07/01/24 - 06/30/27 (289)	12/19/2023	158,503.12
10303	Eric Thompson	Repairs - 11/21/23	12/19/2023	100.00
10304	TinyEye Therapy Services	SpEd Svcs	12/19/2023	1,783.00
10305	TTC4SACCESS	SpEd Svcs - 10/23 - 11/23	12/19/2023	183,122.82
10306	Law Offices of Young, Minney & Corr LLP	Legal Svcs - 11/23	12/19/2023	16,173.67
10307	AT&T	Communication Svcs - 11/07/23 - 12/06/23	12/21/2023	530.70
10308	Corodata Shredding Inc	Shredding Svcs - 11/13/23	12/21/2023	39.00
10309	Department of Justice	Fingerprinting Svcs - 11/23	12/21/2023	469.00
10310	The Hartford	Workers Compensation Ins - 7/1/23-7/1/24 - 17143054 4 Pay	12/21/2023	373.45
10311	Lewis Roca Rothgerber Christie LLP	Copyright Attorney Retainer Fee - 12/12/23	12/21/2023	1,000.00
10312	Parsec Education Inc	Licence - 01/01/24 - 12/31/24	12/21/2023	65,250.00
10313	PC Connection Sales Corp	3D Printer MFG#MRX53LL/A; Apple MBP M3Pro/Max MFG# SL9L2LL/A15.6 Inch Monitor	12/21/2023	9,400.54
10314	Pitney Bowes Bank Inc Purchase Power	Postage - 11/06/23 - 12/06/23	12/21/2023	1,513.50

California Online Public Schools Southern California

Check Register

For the period ended December 31, 2023

Check Number	Vendor Name	Transaction Description	Check Date	Check Amount
10315	Law Offices of Young, Minney & Corr LLP	Legal Svcs - 10/23	12/21/2023	2,044.00

Total Disbursements Issued in December \$ 13,826,866.85

Coversheet

Approval of Minutes from the December 05, 2023 Board Meeting (attached)

Section:	IV. Consent Items
Item: (attached)	A. Approval of Minutes from the December 05, 2023 Board Meeting
Purpose:	Vote
Submitted by:	
Related Material:	231205 CalOPS Meeting Minutes.pdf

DRAFT

California Online Public Schools

Minutes

California Online Public Schools (CalOPS) Board Meeting

Date and Time

Tuesday December 5, 2023 at 3:30 PM

Location

CalCA NorCal: 580 N. Wilma Avenue, Suite G, Ripon, CA 95366
CalCA SoCal: 33272 Valle Road, San Juan Capistrano, CA 92675
23091 Arden Street, Lake Forest, CA 92630
1201 Cara Road, Dinuba, CA 93618
8422 Madison Avenue, Fair Oaks, CA 95628
3753 W. Norberry Street, Lancaster, CA 93536
32946 Calle San Marcos San Juan Capistrano, 92675
9423 Reseda Blvd. Apt#230, Northridge, CA 91324
1608 Lake Street, Calistoga, CA 94515

Join Zoom Meeting

<https://zoom.us/j/93762840563>

Meeting ID: 937 6284 0563

Dial In:

+1 (669) 444-9171 ext. 93762840563# US

This meeting is open to the public in person and via teleconference. For information about this meeting or for members of the public who require special accommodations to attend, contact the school offices: Bernie Jamero at (209) 253-1208 or Eva McGahey at (714) 248-6179 at least 24 hours prior to the meeting. The Board packet can be made available for public review by contacting the school offices prior to the Board meeting in compliance with California open meeting law.

Directors Present

D. Rivas (remote), E. Pavlich, E. Wickliffe (remote), M. Henjum (remote), P. Hedrick (remote)

Directors Absent

A. Pulsipher, B. Hartelt

Directors who arrived after the meeting opened

P. Hedrick

Guests Present

A. Larsen (remote), C. Sanchez Reyes (remote), D. Hertzler, D. Kozub (remote), E. McGahey, J. Colombero, J. Sitomer (remote), Jennifer Brunner, Kara Mannix (remote), L. Carter, L. Dombek (remote), L. Johnson (remote), Lauren Weed, M. Percin (remote), M. White (remote), Member of the Public, R. Dreifus, R. Romero (remote), R. Savage (remote), S. Ford (remote), V. Acosta, Z. Kidd (remote)

I. Opening Items

A. Call the Meeting to Order

E. Pavlich called a meeting of the board of directors of California Online Public Schools to order on Tuesday Dec 5, 2023 at 3:37 PM.

B. Roll Call

CalOPS Staff

Ashley Larsen - CalOPS Administrative Assistant
Dan Hertzler - CalOPS Director of Business Services - SoCal Office
Eva McGahey - CalOPS Administrative Assistant - SoCal Office
Jennifer Brunner - CalOPS High School Assistant Principal - SoCal Office
Julie Colombero - CalOPS California Family Outreach - SoCal Office
Kara Mannix - CalOPS High School Principal
LaChelle Carter - CalOPS Director of Financial Services - SoCal Office
Lauren Weed - CalOPS High School Assistant Principal - SoCal Office
Leslie Dombek - CalOPS Director of Student Achievement
Marcus White - CalOPS Elementary School Principal
Richard Savage - CalOPS Superintendent
Richie Romero - CalOPS Deputy Superintendent
Ryan Dreifus - CalOPS Assistant Director of Human Resources - SoCal Office
Stephen Ford - CalOPS Assistant Superintendent of Human Resources
Viridiana Acosta - CalOPS Executive Assistant - NorCal Office
Zana Kidd - CalOPS Director of Human Resources

Contracted Staff

Chandre Sanchez Reyes - PVS Academic Success Partner
Donna Kozub - PVS School Financial Services
Jason Sitomer - Charter Impact Managing Director
Laura Johnson - PVS School Success Partner

Matt Percin - Charter Impact Director of Client Finance

1 Members of the Public

C. Approval of Agenda

M. Henjum made a motion to approve the agenda.

E. Wickliffe seconded the motion.

The board **VOTED** to approve the motion.

Roll Call

M. Henjum Aye

E. Wickliffe Aye

D. Rivas Aye

E. Pavlich Aye

A. Pulsipher Absent

P. Hedrick Absent

B. Hartelt Absent

II. Public Comment

A. Public Comment

The Board welcomes participation by the members of the public telephonically. To address an item on the agenda, before the scheduled start of the meeting, an individual must write their name and a short description of the agenda item on which they wish to comment on the card provided and submit this to the Chair, along with any materials they want to have distributed to Board. Individuals who wish to address the Board telephonically must contact the School Leader by phone or by email at least twenty four (24) hours before the scheduled start of the Board meeting. If the individual wants to provide any written materials to the Board, these should be emailed to the School Leader at least twenty-four (24) hours before the scheduled start of the meeting.

The total time for any individual to present, either in person or via telephone, on an item on the agenda shall not exceed three (3) minutes, or six (6) minutes if the individual requesting to comment is a non English speaker and requires a translator, unless the Board grants additional time. However, in compliance with Board policy and the Brown Act, the Board is not permitted to discuss or take action on non-agenda items.

Individuals desiring to make a formal presentation to the Board on an item not on the agenda but desiring it be placed on the agenda must provide notice and written submissions detailing the subject of the presentation to the School Leader at least fourteen (14) days prior to the meeting. Any such presentations shall not exceed fifteen (15) minutes in duration, unless otherwise permitted by the Chair.

To view the Board Public Comment Policy, visit the school's "Governance" page at <https://www.connectionsacademy.com/california-online-school/about/school-board>.

E. Pavlich asks if any members of the public are present and wish to comment, no one came forward at this time.

III. Oral Reports

A. Superintendent's Report

R. Savage starts his report with talks on transitioning away from PVS and the contracted vendors to be used in the coming years. New vendors are being brought on to support marketing and public relations, as well as back end efforts (curriculum, student information systems and Canvas). CalOPS is working on how to best support everybody. On sponsoring districts, met with Ripon school board for public hearing portion of renewal. Relationship is very healthy. CSDC Conference went well, no major anti-charter bills to be concerned with right now. Financial forecast is average.

B. Principals' Report (attached)

M. White notes the exciting window between Fall and Winter Break, currently a very busy time. Teachers are making efforts to speak with families to ensure students are able to start break with 75% of work complete for the first term.

K. Mannix seconds with trying to support students and get them prepped for end of the semester. Things will move very quickly upon return from break. Spring semester will be busy as well with a shift in workload and goals.

P. Hedrick arrived at 3:48 PM.

C. Policy, Compliance, and State Accountability Report

D. Hertzler notes that there isn't too much pertinent information needing inclusion. He points out an extraordinary audit for a prior non-classroom based school that showed no fraudulent activity. Things noted were a lack of transparency and bookkeeping. These compliance pieces were not up to standards, but CalOPS holds these factors in high priority and does not worry about it becoming an issue for CalOPS schools.

IV. Consent Items

A. Approval of Minutes from the November 07, 2023 Board Meeting (attached)

B. Approval of Staffing Report (attached)

C. Approval of Expenditures over \$20k (attached)

D. Ratification of Special Education Service Contracts (attached)

E. Approval of Check Registry (attached)

F. Approval of Parent and Family Engagement Policy and Compact (attached)

G.

Approval of Uniform Complaint Procedures Policy (attached)

H. Approval of Santa Barbara County Office of Education Authorized Signature Form 23-24 (attached)

M. Henjum made a motion to approve Consent Agenda, Items A- H.

E. Wickliffe seconded the motion.

The board **VOTED** to approve the motion.

Roll Call

B. Hartelt Absent

A. Pulsipher Absent

P. Hedrick Aye

E. Pavlich Aye

M. Henjum Aye

D. Rivas Aye

E. Wickliffe Aye

V. Action Items

A. Approval of First Interim Financial Reports (to follow)

M. Percin starts with SoCal First Interim Report. He points out the projected budget for the year is 74.8M with actual to date being 9.4M in regards to revenue. Total expenses are 68.2M with actuals to date being 10.9M, so there is a deficit year to date, explained by timing. Projecting 23.2M ending fund balance, 34% of total expenses.

Central Valley has revenue budget of the year at 13.1M and actuals to date are 1.3M. With expenses, budget is 11.3M with year to date being 1.3M. Projection 1.8M surplus. Fund balance is expected to grow to 4.9M by year end, 43% of total expenses.

NorCal has a revenue of 25.5M with actuals being 4.1M. Expense budget is 24.1M with surplus of 1.3M. Fund balance is projected to be 6.4M by end of year, 27% of total expenses.

North Bay has projected revenue budget of 2.44M, 380K year to date. Total expenses projected is 2.1M leaving a surplus of ~300K. Close to 48% of total expenses.

Monterey Bay projected revenue budget is 7.9M, with 675K year to date. Expenses projected at 7.1M leaving a 761K surplus. Projection of 13% of total expenses.

Central Coast projected revenue budget of almost 2M, with year to date being 200K. Projected expenses are 1.7M. Expected 12% fund balance as a percentage of expenses.

Positive traction for all six schools.

M. Henjum made a motion to approve Action Item A, Approval of First Interim Financial Reports.

E. Wickliffe seconded the motion.

The board **VOTED** to approve the motion.

Roll Call

P. Hedrick Aye

E. Wickliffe Aye

D. Rivas Aye

E. Pavlich Aye

M. Henjum Aye

B. Hartelt Absent

A. Pulsipher Absent

B. Approval to Hire K. Savage for Elementary School Teacher

M. Henjum made a motion to approve Action Item B, Approval to Hire K. Savage for Elementary School Teacher.

E. Wickliffe seconded the motion.

S. Ford notes that hiring has been difficult with many teachers applying and still enrolled in college. S. Ford wanted to hire K. Savage, believing she would be a great addition to the team with her years of experience and skill. She could contribute a lot to the elementary team and is

E. Pavlich notes her respect and passion for CalOPS, but also wants to recognize that the perception from staff and teachers should be considered. M. Henjum responds the concerns could be warranted and worth conversation, but also states that the leadership has proven they are capable of making decisions with results via growth and financial health. He emphasizes the trust that CalOPS staff would have considered the repercussions. E. Wickliffe agrees that the skills of the individual matter and if she's the best we have to offer to continue the schools growth and progress, then he does not argue this item. P. Hedrick states that family connections are present in brick and mortar schools, so with this situation if there are no issues with her capabilities, it would be in the school's best interest to bring her on. D. Rivas feels that the board is in a precarious position here and should be cautious in its decision. She states that this decision could affect public image with sponsoring districts, employees, and potential families. Rivas is not willing to take the risk on the perception at this time.

S. Ford appreciates everyone's comments, but wants to reiterate that there is a teacher shortage nationwide now. Finding qualified individuals is difficult at this time, but CalOPS is taking steps to find those candidates. He respects everyone's comments and decisions. The board **VOTED** to approve the motion.

Roll Call

A. Pulsipher Absent

E. Pavlich No

Roll Call

E. Wickliffe Aye
D. Rivas No
M. Henjum Aye
B. Hartelt Absent
P. Hedrick Aye

E Pavlich reiterates how difficult of an item this is and that she expects CalOPS to take proper procedures to ensure no preferential treatment and allow staff a way to express opinions and thoughts on the action.

VI. Information Items

A. School Enhancement Target Quarterly Review (attached)

L. Dombek talks about the Grad Rate, Academic, and Engagement Goals. Official Grad Rate not yet released, but numbers here should be correct, they will be confirmed later. Project Success Q1 is doing great with highest Q1 pass rate, highest number of students enrolled, highest number of passed courses in Q1, and lowest number of failed courses in Q1. Academic goals are met for Q1. Schoolwide PLCs 65.4% SMART goals met and Math PLCs 54.5% of SMART goals met. Engagement goal for Q1 is met with schoolwide contacts being at 97%, and elementary middle and high school being 97, 96, and 97%. i-Ready and MAP diagnostics are being used to press success. Looking forward to celebrating efforts, reaching out to kids and families, digging into dashboard data upon publishing, pushing participation at all grade bands, and CAASPP participation.

B. Pearson Virtual Schools Update

L. Johnson starts by announcing small wins from November that allows teachers to see up to date information on overdue assignments. This will allow teachers to better support students. Enrollment team is continuing to support students enrolling in this first semester.

C. Sanchez Reyes notes the attached key school metrics for Q1 trending similarly or higher than last year's data. She mentions 96% of students returned to CalOPS from last year to this year. National Association of Black School Educators Conference was last week and was great to learn from with lots of fun interactions. Reminder to the board that school year evaluations are in progress.

VII. Closing Items

A. Adjourn Meeting

M. Henjum made a motion to adjourn the meeting and confirm next meeting date.
E. Wickliffe seconded the motion.
The board **VOTED** to approve the motion.

Roll Call

E. Pavlich Aye
M. Henjum Aye
A. Pulsipher Absent
B. Hartelt Absent
D. Rivas Aye
P. Hedrick Aye
E. Wickliffe Aye

There being no further business to be transacted, and upon motion duly made, seconded and approved, the meeting was adjourned at 4:33 PM.

Respectfully Submitted,
E. Pavlich

Coversheet

Approval of Staffing Report (attached)

Section:	IV. Consent Items
Item:	B. Approval of Staffing Report (attached)
Purpose:	Vote
Submitted by:	
Related Material:	CALCA_Staffing Report_012024.pdf Ashley Gardea-Molina Resume.pdf Ashley Lucio Resume.pdf Azure Hurd Resume.pdf Elizabeth Shannon Resume.pdf Erin MacNabb Resume.pdf Joshua Mendoza Resume.pdf Katherine Savage Resume.pdf Lorceluna Crump Resume.pdf Michelle Romero Resume.pdf Sarah Reyes Resume.pdf

CALCA Staffing Report

New Hires

Name	Area	Compensation	Bonus Potential	Start Date
Crump, Lorceluna C.	Teacher - Special Ed	\$95,138.41		11/30/2023
Gardea-Molina, Ashley	Teacher - Secondary	\$71,005.03		01/22/2024
Hurd, Azure	School Admin Asst I	\$28.75		11/30/2023
Lucio, Ashley	Teacher - Special Ed	\$76,180.03		01/22/2024
MacNabb, Erin E.	Teacher - Special Ed	\$76,180.03		01/22/2024
Mendoza, Joshua	IT Support Specialist	\$37.34		12/11/2023
Reyes, Sarah	Teacher - Special Ed	\$76,180.03		01/22/2024
Romero, Michelle L.	Floating Teacher	\$90,080.68		12/07/2023
Savage, Katherine	Floating Teacher	\$77,676.29		01/22/2024
Shannon, Elizabeth K.	Teacher - Advisory	\$72,780.15		01/08/2024

Departing Employees

Name	Area	Last Day of Work	Reason for Leaving
Hann, Mary E.	Teacher - Special Ed	01/02/2024	
Miller, Britney	School Counselor	12/04/2023	

Promotion / Position Changes

Name	Former Position	New Position	Compensation	Bonus Potential	Start Date
Dreifus, Ryan M.	Asst Principal I	Asst Dir of HR Ops	\$119,585.79	0.00	12/01/2023
Ford, Shannon N.	School Enroll Spec	School Counselor	\$102,453.66		12/04/2023
Rushing, Michele L.	Teacher - Secondary	Asst Principal I	\$108,403.31	0.00	12/01/2023

AG**ASHLEY GARDEA-MOLINA****OBJECTIVE**

To foster academic growth and promote the emotional wellbeing of all students through creating engaging lesson plans and establishing a safe and inclusive learning environment

SKILLS

- Creative and engaging lesson design
- Activating higher order thinking skills
- Utilizing modern classroom technology
- Organization
- Interpersonal communication

LEADERSHIP

In 2022, I was the lead facilitator, content evaluator, and workshop coordinator for Osaka YMCA's first ever virtual Global Youth Conference. In 2019, I interned as a teaching assistant at Osaka YMCA's International High School. Through both positions, I lead youth across the globe in social and academic activities, workshops, and discussions. I utilized our cultural diversity to encourage new perspectives and mutual learning.

EXPERIENCE**LONG-TERM SUBSTITUTE | LAUSD | 2021-2023**

As a long-term substitute, I designed engaging and academically rigorous lesson plans to ensure my students excelled even during their main teacher's absence. I held parent-teacher conferences and established good communication habits with parents to keep them informed and involved with their student's progress. In addition, I prioritized my students' social and emotional well-being by creating a safe learning environment in which students respected me, each other, and themselves.

LOS AL SUMMER BRIDGE TEACHER | LAUSD | JUNE-JULY 2021

In this position, I taught and reinforced grade-level math concepts to students entering the 6th grade. I utilized gamified lessons and traditional techniques to keep students engaged while also ensuring that they had a thorough understanding of the necessary standards-based concepts. In addition, I worked with students from diverse backgrounds, academic levels, and learning styles which helped me differentiate and make accommodations accordingly.

LOS AL @HOME TEACHER | LAUSD | AUGUST 2020-JUNE 2021

As a virtual PE and History teacher, I needed to be technologically adept and extremely creative and flexible with my lesson design to adapt it to an online setting. I created PE activities that were physically stimulating but could still be done in a home environment. In addition, I designed history lessons that were interactive, engaging, and aligned with the content standards to ensure that my students were still receiving a stimulating and rigorous education despite the online environment.

EDUCATION**M.A. POLITICAL SCIENCE | 2021-2022 | CSULB**

3.9 GPA; Summa Cum Laude

SINGLE SUBJECT TEACHING CREDENTIAL | 2018-2020 | CSULB

3.9 GPA; Summa Cum Laude; Single Subject Credential in History and English

B.A. HISTORY | 2015-2018 | CSULB

3.78 GPA; Magna Cum Laude; University Honors Program

ASHLEY LUCIO

EXPERIENCE

August 2021-December 2023

7th Grade ELA/Special Education Teacher

Stride K12

Remote

- Create and modify curriculum for a widely diverse student population
- Motivate and inspire students to continue education post high school graduation
- Provide documentation for Special Populations Students
- Participate in ARD and 504 Meetings
- Provide individual accommodations and modifications to students
- Update Frontline with Special Population progress towards goals
- Provide effective instruction and rigorous material to allow equity and inclusion for all students
- Maintain records of student attendance and progress

January 2022-Present

Curriculum Editor

ECS Learning Systems

Remote

- Comprehensively and critical assessment of K-8 curriculum including RLA, Math, Science, Social Studies using client provided rubrics
- Annotate content with clear and concise corrections to secure compliance with client criteria and reflect the highest level of accuracy, quality and readability
- Cross-check teacher, student, family-facing materials to ensure consistency and accuracy of materials
- Communicate with editorial team diplomatically and promptly via email, text or GoogleDocs
- Adhere to industry regulations, TEKS standards and client rubrics
- Incorporate knowledge of educational pedagogy, grammar, and the English language to ensure all information is accurate

January 2021-May 2022

Remote Special Education Teacher

Vocovision

Remote

- Develop and modify curriculum for high school students with various special needs
- Participate in 504 meetings, ARDs, Annual ARD meetings and team/family meetings
- Liason between family and ARD Committee
- Work cooperatively with Speech Therapists, Physical Therapists and General Education Teachers for holistic growth of students

February 2018 -September 2020

Lead ELA/Special Education Teacher

BraiNation

San Antonio, TX

- Mentor, train and observe new English Teachers
- 80% special education services – many had emotional disturbances, and varying degrees of learning disabilities
- Coordinate and delegate English department meetings, tutoring sessions, and student extracurricular activities
- Develop culturally inclusive curriculum for grades 6-12 and increased state test scores by 20%
- Collaborate with colleagues, therapists, facility staff to create an atmosphere of growth for students
- Collect student data and participate in ARD meetings
- Write letters of recommendation for students to gain entrance into the work force

EDUCATION, ORGANIZATION MEMBERSHIP & CERTIFICATIONS

EDUCATION:

2021

Masters of Arts in English Language & Literature
St. Mary's University

San Antonio, TX

2010

Bachelors of Arts in English with emphasis in Mexican-American Studies
Minor in Anthropology
University of Texas at Pan American

Edinburg, TX

ORGANIZATION MEMBERSHIP:

- Sigma Tau Delta International English Honors Society
- National Society of Leadership & Success
- Golden Key International Honors Society
- St. Mary's University Honors Society

CURRENT CERTIFICATIONS:

- California Education Specialist (Mild to Moderate Support Needs)
- Texas Generalist 4-8
- Texas Special Education EC-12 Certification
- Texas English Language Arts 7-12
- Texas English as a Second Language Supplemental Certification EC-12

SKILLS

- Extensive experience developing curriculum
- Ability to effectively relate to others of diverse cultural and socioeconomical backgrounds and tailor techniques to suit their individual needs
- Creative, highly motivated and able to work in fast paced environment
- Ability to meet deadlines and interpret a variety of instructions furnished in written, oral, diagram, or schedule form
- Ability to communicate clearly and effectively
- Ability to lead and train a team of employees

Azure Hurd

EXPERIENCE

Cuyamaca College, El Cajon – Interim Scholarship Specialist

May 2023-PRESENT

Coordinate scholarship program for students; Provide financial aid assistance to students; Review scholarship applications and academic transcripts for compliance with donor criteria; Manage and monitor scholarship accounts and budget; Use various types of software to monitor & track scholarship funds; Stay current in technical aspects of scholarship and financial aid programs.

Quest Academy, Alpine – Extended Day Instructor

November 2022- May 2023

Coordinate and facilitate supplemental learning sessions for Boulder Oaks Elementary's inaugural Extended Day program; Advise faculty to ensure the new program's success and longevity; Communicate & establish clear expectations for student behavior; Collaborate with students, parents, and teachers to create an individualized plan to reach the students' educational goals.

Gabor Kovacs, M.D., Laguna Beach — Medical Office Manager

January 2019- July 2022

Provide administrative & clinical assistance to physician in a high volume private practice; Oversee the transition of the office from physical records to using an EMR system (Epic); Administer injections; Assess patients' needs and coordinate with other physicians, social workers, or family members to enhance care; Develop personalized and efficient care to improve quality of care & increase patient retention rates; Schedule appointments & handle patient inquiries; Obtain authorizations; Assist with pre op work up; Take vital signs. Order supplies and equipment; Accept payments.

South County Orthopedics Specialists, Laguna Woods — Medical Assistant

October 2018 - January 2019

Provide administrative & clinical assistance to physicians & other members of the medical team in a high volume office; Utilize EMR software; Record patient history & vital signs; Apply and/or remove dressings, sutures, & staples; Collect & prepare laboratory specimens & arrange laboratory services; Prepare injections & assist physician during examinations; Schedule appointments; Complete callbacks & tasks; Fill out insurance & disability forms.

El Sol Arts & Science Academy, Santa Ana — Extended Day Instructor

January 2017- October 2018

Facilitate supplemental Math, English, & Spanish classes to help students ranging from Kindergarten–8th grade; Communicate & establish clear expectations for behavior; Administrative assistance; Data entry; Administer assessments to monitor progress; Coordinate & supervise extracurricular activities; Build positive rapport with fellow teachers, administrators, parents & local businesses (sponsors); Coordinate and host fundraising events.

EDUCATION

Sociology BA [Pre - medicine]

University of California, Los Angeles
(UCLA) | 2012–2016

SKILLS

- Customer Service
- Conflict Resolution
- Community Outreach
- Accounting
- Proficient in Spanish
- Proficient in Microsoft systems (i.e. Word, PowerPoint, Excel)
- Adhere to HIPPA guidelines
- Familiar with Medicare, HMO, and PPO insurances
- Familiar with ICD-10
- Type 68 WPM
- CPR/AED certified.

Elizabeth Shannon

EXPERIENCE

Education

- Student mentor/advocate
- Successfully taught students during distance learning
- Led meetings with parents for inadequate progress
- Completed sole proprietorship over multiple grades and three preps
- Worked daily with students in groups, Project Based Learning
- Maintained a high level of professionalism and stayed on task with common core
- Worked daily with students ranging from ages 14-18; Recognized for ability to engage with students in a professional manner.
- Helped build lesson plans and activities for the students. Became involved in community meetings pertaining to child education and enrollment practices through the town hall
- Administered tests and taught lessons provided as well as interacting with students' parents and school administration
- Canvas trained with admin expertise
- MTSS Coordinator for freshmen

- Experience implementing AVID strategies for students

WORK HISTORY

High School Science and Math Teacher and Teacher of Record, River Springs Charter School, CA
08/19-Present

SPED Aide,	River Springs Charter School, CA	08/18-08/19
Science Teacher,	Valley Center High School, CA	01/18-06/18

EDUCATION

Western Governors University, online — *MAT/teaching credential* - June 2018

University of California, San Diego— *BS, biology* - December 2015

Palomar Community College, San Marcos— *General education* - May 2013

LICENSURE & CERTIFICATIONS

Valid California Driver's License

Certificate of Substitute Teaching California

CBEST Certified (California Basic Educational Skills Test)

CSET Certified Science

Clear Teaching Credential State of CA - certified to teach biological sciences, chemistry, foundational mathematics

CLAD certification

AVID Summer Institute - 2023

SPECIALIZED TRAINING

Classroom Management; Organization; Team Leadership; Enrollment; Organizational Skills; Interpersonal Skills; English Proficient; Teaching/Subbing; Google Classroom; Google Meet; Group Leader; Student Teaching; Advocating; Time Management; Professional Speaker; Coaching; Strategic Planning; Administering tests; Following lesson plans; Analytical; Mentoring; Canvas

Erin MacNabb

EDUCATION:

University of San Francisco August 2022- Anticipated Graduation May 2026
Learning and Instruction, Education Doctorate

National University October 2021
Moderate Severe Special Education Credential

Brandman University February 2019
Added Authorization in Early Childhood Special Education

University of San Francisco May 2018
Masters in Special Education, Education Specialist Instruction (Mild / Moderate) Credential,
Autism Authorization, EL Authorization

University of San Francisco May 2015
Bachelor's Degree in Psychology, Minor in Child and Youth Studies

WORK EXPERIENCE:

Graduate Student Assistant June 2022-Present

University of San Francisco

University of San Francisco August 2011-May 2016

- Plan instruction and activities for preservice special education teachers as part of the University's course work
- Coordinate and work collaboratively with School of Education faculty for professional development and mentorship
- Guest lecture for literacy, IEP Writing, Dyslexia, and Early Literacy classes

Case Manager October 2022-Present

Granite Mountain Charter School

- Case manager for a caseload of over 40 students receiving special education services in grades TK-12th grades
- Develop Individualized Education Plan (IEP) in collaboration with IEP team members using the Special Education Information System (SEIS)
- Develop Individualized Transition Plan (ITP) for students above the age of 15

- Consult/collaborate with parents, staff, and assessors
- Maintain special education records to meet compliance guidelines
- Collaborate with general education staff to support student's access to their least restrictive environment and the general education curriculum
- Attend staff meetings and professional development trainings

Assessment Team Education Specialist

August 2021-June2022

Pacific Coast Academy

- Perform in-person and virtual formal standardized academic assessments and informal evaluations for Initial, and as needed, Triennial and Other IEP meetings
- Draft legally compliant assessment reports, based on assessment data that has been collected
- Develop Individualized Education Plan (IEP) in collaboration with IEP team members using the Special Education Information System (SEIS)
- Consult/collaborate with parents, staff, and assessors
- Maintain special education records to meet compliance guidelines
- Collaborate with general education staff to support student's access to their least restrictive environment and the general education curriculum
- Attend staff meetings and professional development trainings

Early Childhood Special Education Itinerant Teacher

August 2020-June 2021

San Francisco, CA

- Engage in formal and informal assessment activities ranging from observations in natural settings to administering tests for determining eligibility inclusive of written records and reports. Collect, document and manage data related to the child's progress in meeting IEP goals and objectives.
- Work with parents, caregivers, teacher and other adults involved in the child's life. Provide families and staff written information, activity plans, and materials/equipment related to child's special needs. Assist other adults in planning appropriate activities and accommodating materials and equipment.
- Work directly with child to address IEP objectives. Prepare materials and activities to use directly with the child. Prepare lesson/activity plans that address child's IEP goals and objectives.
- Assist with the coordination of services indicated in the IEP. Assist with linking parents and other members of the team to community resources to meet the child's needs. Coordinate transition activities as the child moves to new learning environments.
- Serve as a member of the child's IEP team. Work with the team to develop the IEP. Participate with colleagues in district planning and public relation activities to ensure outreach.

Inclusion Preschool Special Education Teacher**Los Angeles, CA****December 2019-June 2020**

- Instruct students with disabilities, including Autism Spectrum Disorder, Other health impairment, and Speech and Language Impairment alongside general education peers.
- Establish a safe learning and play environment for students with developmentally appropriate considerations.
- Participates as a member of the IEP Team in writing and implementing decisions regarding placement and in the development of an individualized education program for students with disabilities with the role of case manager.
- Provide whole group, small group, and individual instruction based on student need and while maintaining focus on the entire group to ensure differentiation.
- Coordinate with a variety of services providers (SLP, OT) for student success.
- Monitor and assess pupil progress on a regular basis, participate in the review and revision of individualized education programs, maintain pupil and program records as required by District, Special Education Local Plan Area (SELPA), State and Federal regulations.
- Arrange and conduct parent conferences assuring parent awareness of pupil progress, enlisting parent cooperation and involvement in program planning and development.
- Coordinate and supervise the work of the Special Education Paraprofessional in the classroom.

Preschool Special Education Teacher**San Francisco Unified School District**

San Francisco, CA

August 2018-June 2019

- Instruct students with disabilities, including Autism Spectrum Disorder, Developmental Delay, Speech and Language Impairment, and medically fragile.
- Establish a safe learning and play environment for students with developmentally appropriate considerations.
- Participates as a member of the IEP Team in writing and implementing decisions regarding placement and in the development of an individualized education program for students with disabilities with the role of case manager.
- Provide whole group, small group, and individual instruction based on student need and while maintaining focus on the entire group to ensure differentiation.
- Coordinate with a variety of services providers (CCSS service providers, SLP, OT, PT, VT, and ABA service providers) for student success.
- Work with the AAC coordinator to best support students with use of switches, iPads, and other assistive communication devices.
- Communicate nonverbally with students to provide support and encouragement.

- Monitor and assess pupil progress on a regular basis, participate in the review and revision of individualized education programs, maintain pupil and program records as required by District, Special Education Local Plan Area (SELPA), State and Federal regulations.
- Arrange and conduct parent conferences assuring parent awareness of pupil progress, enlisting parent cooperation and involvement in program planning and development.
- Coordinate and supervise the work of the Special Education Paraprofessionals in the classroom.

Special Education Teacher: Resource Specialist

San Francisco Unified School District

San Francisco, CA

August 2016-June 2018

- Participates as a member of the IEP Team in writing and implementing decisions regarding placement and in the development of an individualized education program for students with disabilities with the role of case manager.
- Provide instruction and services for pupils whose needs are identified in a written individualized education program.
- Coordinate special education services with the regular school programs for individuals with exceptional needs.
- Monitor and assess pupil progress on a regular basis, participate in the review and revision of individualized education programs, maintain pupil and program records as required by District, Special Education Local Plan Area (SELPA), State and Federal regulations.
- Arrange and conduct parent conferences assuring parent awareness of pupil progress, enlisting parent cooperation and involvement in program planning and development.
- Coordinate and supervise the work of the Special Education Aides.

Long Term English Language Teacher

San Francisco Unified School District

San Francisco, CA

August 2017- June 2018

- Develop goals for students based on ongoing assessment.
- Participate in parent teacher conferences by writing progress reports and meeting with parents and teachers.
- Maintain and update educational files for individual students, assist with the completion of various student forms and reports.
- Instruct students in both reading and grammar through use of LLI and other language development resources.
- Maintain professional competence through participation in in-service education activities provided by the district and/or selective professional growth activities.

Paraprofessional

Gateway Middle School

San Francisco, CA August 2015-May 2016

- Under the supervision of a designated supervisor, perform a variety of tasks concerned with the educational activities of the students including the independent direction of groups of students.
- Assist the teacher by working with individual groups of students, establish, organize, maintain and is responsible for learning stations.
- Design and prepare instructional materials including room arrangements and classroom management.
- Provide tutorial services on a wide variety of subjects under the direction of the classroom teacher.
- Maintain and update educational files for individual students, assist with the completion of various student forms and reports.
- Maintain professional competence through participation in in-service education activities provided by the district and/or selective professional growth activities.

Skills:

- Trained in Orton Gillingham multisensory approach to literacy through the Institute of Multisensory Education
- Presented alternate assessment through the use of learning stories models for early childhood education at the Learning Story Conference in May 2019
- Trained in first aid, CPR, and administration of Anti Seizure Medication
- Experienced in adapting and modifying lessons for diverse learners with mild/ moderate/ severe learning differences
- Experienced in lesson planning, unit building, theme building
- Experienced in use of SEIS and Welligent
- Experienced in writing, leading, and implementing IEPs

JOSHUA MENDOZA

INFORMATION TECHNOLOGY SPECIALIST / OPERATIONS / SUPPORT



PROFILE

Innovative, task-driven Information Technology Specialist with entry-level experience in web development, mobile development, and technology support. Proficient in creating user interfaces, writing and testing code, troubleshooting issues, and implementing new features based on user feedback. Open-minded individual with solid communication skills, adaptable, and a collaborative team player. Highly motivated to learn quickly and determined to provide value to the team and enterprise.

EDUCATION

CERTIFICATE OF ACHIEVEMENT IN DIGITAL MEDIA

2021 // GAVILAN COLLEGE / GILROY, CA

GPA: 4.0

RELEVANT COURSEWORK:

WEBPAGE AUTHORIZING - HTML/CSS/
JAVASCRIPT, PYTHON PROGRAMMING,
C++ PROGRAMMING, DIGITAL MEDIA
DESIGN

EXAM AZ-400: DESIGNING AND IMPLEMENTING MICROSOFT DEVOPS SOLUTIONS

EXAM: WIP // COMPLETED: MICROSOFT
BUILD: DEVOPS CHALLENGE

WORK EXPERIENCE

MORGAN HILL UNIFIED SCHOOL DISTRICT INFORMATION TECHNOLOGY SPECIALIST

DEC 2022 - PRESENT

Responsible for technology support across designated schools in the Morgan Hill Unified School District. This involves organizing support requests from the help desk, phone support, and providing technical support to site faculty, staff and resolving computer and network technology operational issues.

VIULOGIX LLC JUNIOR SOFTWARE DEVELOPER

JAN 2022 - SEP 2022

Worked in mobile development as well as web development. Direct contributor and collaborator on a website using Vue.js, the Quasar framework, and Google Firebase as the backend cloud computing service. During mobile development, the technologies used in our workflow were, Xcode, C#, and the React native Framework. Through hard work and demonstrating the ability to learn quickly, responsibility during each project was repeatedly increased.

OPERATIONS/PLANNING/SUPPORT

MAY 2022 - PRESENT

Currently supporting a convention planning committee by creating layouts, maps, and operating plans, for conventions up to the size of 12,000 attendees. Creating simple to follow presentations and bi-monthly review with the committee to gather feedback and make any necessary adjustments. Clear communication and attention to detail is a requirement to have precise plans and account for contingencies.

SKILLS

- JavaScript
- HTML
- CSS
- Vue.js
- Vue Quasar
- Python
- C++
- React Native
- Github
- Visual Studio Code
- Xcode
- Microsoft Azure DevOps
- Google Firebase
- Google Sites
- Google Sheets
- Google Forms
- Google Docs
- Google Slides
- SketchUp
- Basic AutoCad
- Active Directory
- Cisco Unified Communications
- Cisco Meraki
- Jamf Pro MDM
- Informacast
- Helpdesk Ticketing System
- Camera Operations
- A/V Mixer Operations
- Extron Classroom Systems
- Google Admin
- Setup/Installation of Printers
- Command Prompt
- Chromebook Repair
- PXE booting/Imaging a PC
- Miracast Support
- Microsoft Endpoint Configuration Manager
- SuperPutty
- Registry Editor
- Basic AWS Training
- Basic Networking
- Adobe Suite
 - Photoshop
 - Illustrator
 - Premiere
 - Acrobat Pro
- Microsoft Office
 - Word
 - Excel
 - PowerPoint
- PC Hardware/Software Efficiency
- iOS/MacOS/ChromeOS/Windows
- Customer Support Experience
- Fluent: English and Spanish
- Analytical Thinking
- Attention to Detail
- Resolving Technical Issues
- Excellent Communication Skills
- Adaptability
- Teamwork

Katie Savage

Energetic teacher driven to continue to learn and grow professionally, understand and implement new technologies and teaching strategies, and excellent at working with different learning styles.

EXPERIENCE

Virtual Prep Academy of ID–Idaho Falls, ID

Online K-1 Teacher

August 2023 - PRESENT

Responsibilities: Teach students language arts, math, science, social studies, PE, and health in grades K-1 using an online platform. Develop and teach daily synchronous lessons and manage/grade asynchronous assignments. Provide enrichment and remediation for struggling students. Frequent contact with the student's learning coach to ensure each student's success.

Bonneville Online Elementary School–Idaho Falls, ID

K-6 Online Teacher and Parent Mentor

August 2020 - August 2023

Responsibilities: Create in person enrichment lessons for a variety of students once a week. Ensure state testing is completed. Provide remediation for struggling learners. Work closely with learning coaches and assist them with choosing, and following through with, their selected curriculum.

Ucon Elementary School–Idaho Falls, ID

First Grade Teacher

August 2018 - August 2020

Responsibilities: Taught students language arts, math, social studies, science, and art in a first grade classroom. Using the school provided curriculum, I wrote and taught daily lessons, making adjustments to ensure maximum student success. Create a warm, organized, and loving classroom environment where students feel safe, connected, and secure.

SKILLS

Positive Interactions

Problem Solving

Setting Learning Targets

Individualized Support

Joplin Elementary School–Meridian, ID

K-5 Special Education Teacher

August 2002 - June 2005

Responsibilities: Tested students with special needs and wrote their Individual Education Plans. Taught small group lessons in language arts, math, and writing. Supported classroom teachers to ensure students with special needs had a safe and productive learning environment. Maintained a close relationship with parents to develop individualized learning for each student.

EDUCATION

Lewis Clark State College–Lewiston, ID

August 2000 - May 2002

K-8 Generalist Elementary Education B.A. Degree

K-12 Special Education Degree

BYU Idaho–Rexburg, ID

August 1998 - May 2000

K-8 Elementary Education A. A. Degree

LORCELUNA C. CRUMP

POSITION STATEMENT: An enthusiastic education specialist with notable experiences seeks a position in virtual education.

QUALIFICATIONS

- Remarkable ability to work with diverse student populations of all backgrounds and disabilities
- Proficient in online platforms with exceptional distance learning teaching skills
- Strong technical, written, oral, and collaboration skills
- Experience with special education information systems for IEPs: SIRAS, SEIS, and Welligent
- Deep knowledge of Special Education Law: ADA, Section 504, and IDEA

RELATED EDUCATION

2009 Master of Arts-Special Education, California State University Dominguez Hills

CERTIFICATES/CREDENTIALS

2017 Education Specialist Instruction Credential: Visual Impairments

2010 Teaching Students with Emotional and Behavioral Disorders Certificate

2007 Clear Crosscultural, Language and Academic Development Certificate

2006 Clear Level II Education Specialist Instruction Credential: Mild/Moderate

RELATED EXPERIENCE

2021-2023 Education Specialist Teacher, Ybarra Academy, Rowland Unified School District

- Deliver specialized instruction to students grades 6-8 in a small group setting
- Teach students successfully using the HMH Read 180 reading program
- Collaborate with general education teachers and special education staff on supporting middle school students in classrooms
- Write concise IEPs, facilitate IEP meetings, monitor student data, and administer and interpret assessments using the WJ IV ACH & OL
- Provide guidance and support to new teachers as an induction program mentor
- Discuss and revise 2023-2024 RUSD Special Education Guidelines Manual with director-selected workgroup

2017-2021 Teacher of the Visually Impaired, Itinerant, Rowland Unified School District

- Evaluated students with visual impairments using the FVLMA and BRI
- Delivered specialized instruction in technology and core curriculum
- Taught students in their pertinent areas of need from the ECC
- Consulted with teachers, staff, parents, and instructional assistants on providing specialized instructional strategies, modifications, and materials
- Participated in IEPs, wrote reports, and reported on student progress

2012-2017 Resource Specialist Teacher, Hurley and Jellick Elementary Schools, Rowland Unified School District

- Delivered specialized instruction to students in grades K-6 by a co-teach model
- Collaborated with general education teachers on providing active learning and support to all students by incorporating UDL

- Wrote concise IEPs, facilitated student-centered IEP meetings, monitored student data, and administered and interpreted assessments using the Brigance and KTEA III
- Organized and facilitated meetings as site SST coordinator

2007-2012 Resource Specialist Teacher, Itinerant, Los Angeles County Office of Education

- Provided specialized instruction to incarcerated students in grades 7-12
- Conducted assessments using the WJ III ACH, wrote assessment reports, and monitored progress
- Consulted with parents, probation, and mental health staff at multi-disciplinary meetings, IEP meetings, and SST meetings
- Attended district budget meetings as the Title 1 Site Representative
- Trained and consulted teachers as CPI & LSCI site lead/trainer

2003-2006 Resource Specialist Teacher, Itinerant, Los Angeles Unified School District

- Collaborated with teachers to deliver core curriculum, strategies, and accommodations in a co-teach and pull-out model to students in grades 1-5
- Assessed students for special education eligibility using the WJ III ACH, wrote IEPs and assessment reports, and participated in IEP and SST meetings

SKILLS

- Experience in sewing, crafting, tap dance, and piano/percussion instruments

Michelle (Shelley) Romero

OBJECTIVE

To work as an Elementary Teacher, thus using my skills and talents to the benefit of students, staff, community, and district.

EDUCATION

- Professional Clear Multiple Subject CLAD Teaching Credential, California State University, Northridge – June, 2001
- B.A., Liberal Studies, California State University, Northridge – June 1998

SPECIAL SKILLS

- Teacher of the Year, 2014
- Distinguished School Visiting Committee Member – Arroyo Seco Museum Magnet Charter School (LAUSD) 2010, Cabrillo Elementary (Fremont)
- Completed 3 years of PBIS Team Training by LACOE 2010-2013
- Completed CKH Year 1 Training August 2013
- Member of the site CKH Process Champions Team 2014-Present
- Google Certified Educator Level 1, 2017
- iReady Trained 2018
- Have used following programs to support instruction: Google Classroom, Google Suite programs, Nearpod, EdPuzzle, Flipgrid, Scratch, Lego WeDo, Minecraft
- AVID Elementary Trained

EXPERIENCE

September 1998
to present

Elementary School Teacher

Lincoln Elementary School 1998-2005 / Mariposa Elementary School 2005-Present

- Grades taught: Kindergarten, First, and Second, First/Second Combination
- Student Study Team Coordinator, 2001-2005, 2013-2017
- PBIS Site Coach, 2010-2020
- School Leadership Team Member, 2022-2023
- Induction (then BTSA) Mentor Teacher, 2003-2006
- Intern/STP/PIP Mentor 2022-2023, 2023- present
- Spanish Bilingual Partner Teacher 2005-2010

References available upon request.

Sarah Reyes

PROFILE

"Teaching is not a career it is a passion. If you don't have the passion you won't have their minds."

-Sarah Reyes

-Experienced and certified K-12/Special Education School Teacher with over 20 years of experience teaching in diverse elementary classroom settings.

-Adept in using differentiated curriculum to address the various learning styles and needs of students, while ensuring information retainment that emphasize Common Core Standards.

-Skills to create and foster positive relationships with students, staff, and family members of students.

-Cooperative faculty member who productively collaborates with all levels of school staff, as well as with the families of students.

EMPLOYMENT HISTORY

Education Specialist, Sky View Elementary

Aug 2020 — Jun 2023, Perris, Ca

Teaches Special Needs students individually or in groups. Conducts educational assessments on referred students. Writes individual education programs for special students. Evaluates on-going and annual progress of assigned students. Provides support services for assigned students enrolled in non-special education classes.

- Developed and implemented individualized education plans for students with special needs, resulting in improved educational outcomes for over students
- Developed and implemented strategies to meet the individual needs of special education students
- Collaborated with other departments to create a special education program to serve students with disabilities

Co-Owner, 5 Star Plumbing, Heating & Air/ Trident Restoration

Jun 2017 — Present, Hemet/Riverside

Co-Owner, 5 Star Water Store

Jun 2022 — Present, Hemet

Self Contained Teacher 7/8, Aspire Community Day School

Aug 2015 — Jun 2019, Hemet

- Taught students who were on their last opportunity to attend the school district, due to behavior and attendance.
- Created common core lesson that were individualized for the students.
- Maintained constant communication with all stake holders

SKILLS

Ability to Multitask

Adaptability

Communication

Effective Time Management

Computer Skills (Microsoft)

PBIS Training & Implementation 2010-2022

Capturing Kids Hearts Training and Implementation 2006-2017

Young Bright Scholars Advisor 2013-2015

Science Fair Director 2004-2006, 2008-2014

First Lego League (FLL) Robotics Coach 2009-2011

Associated Student Body Advisor 2009-2011

Independent Study Teacher/ Self-Contained Teacher/Administrator, Hope Academy Charter

Aug 2009 — Jun 2015, Yucca Valley, Ca & Beaumont, Ca.

- K-12 Independent Study Teacher
- Admin Designee
- Positive Behavioral Interventions and Supports Coordinator(PBIS)
- Site Administrator (Aug. 2015- June 2017)

Teacher, River Springs Charter

Aug 2007 — Jun 2009, Indio, Ca

- Keys High School Independent Study Teacher
- 6th-8th Grade Independent Study Teacher
- 6th-8th Grade Self-Contained Teacher
- 1st & 2nd Grade Self-Contained Teacher
- Response to Intervention Coordinator(RTI)
- Positive Behavioral Interventions and Supports Coordinator(PBIS)
- BTSA Support Provider

Teacher, Banning Unified School District

Aug 2000 — Jun 2007, Banning, Ca

- 7th & 8th Grade Math & Science Teacher/ Chair
- 5th Grade Self Contained Teacher

EDUCATION

National University, SPED Mild/Moderate Credential

Sep 2020 — Apr 2021, Costa Mesa

National University, Masters of Education/Multiple Subject Credential

Jun 2003 — Jun 2006, La Jolla, Ca

National University, Interdisciplanry Studies

Jan 2000 — Jun 2003, La Jolla, Ca

Administrative Credential Services, Certificate of Eligibilit

Mar 2011 — Mar 2011

Eligibility Certificate to perform Administrative duties. Certificate does not expire.

REFERENCES

References available upon request

Coversheet

Approval of Expenditures over \$20k (attached)

Section: IV. Consent Items
Item: C. Approval of Expenditures over \$20k (attached)
Purpose: Vote

Submitted by:

Related Material:

23-24 CalOPS Over 20k.xlsx - For February Board Meeting.pdf

Purchase_Orders_20k+_BoardDoc_02012024.pdf

Invoices_Over_20k+_BoardDocs_02012024.pdf

Quote for CA Online Public Schools - Zoom One, ZCC, ZVA v2 - CalOPS Signed (1).pdf

Fully Signed - CA Online Public Schools ZVA Pro Services Quote.pdf

Fully Signed - CA Online Public Schools ZCC Pro Services Quote v2.pdf

23-24 CalOPS Over 20k.xlsx - Invoices To Be Paid Over 20k.pdf

PVS NOV.DEC 23 Invoices.pdf

CalOPS Purchase Orders Over 20k

Number	Date	Requestor	Vendor	Purpose	Amount
2023-24-61	12/7/2023	Than/Bernie	Clever Inc.	Platform	\$55,092.00
2023-24-68	1/26/2024	Than/Britnie	Florida Virtual School (FlexPoint)	AP Course Enrollments	\$25,145.20
2023-24-69	1/26/2024	Than/Britnie	Florida Virtual School (FlexPoint)	Elementary Course Access	\$473,225.00
2023-24-70	1/29/2024	Leslie/Britnie	Edmentum	HS CTE Library-Program License	\$82,875.00

CalOPS INVOICES Paid Over 20k

Paid by ACH	Sent for Payment	Vendor	Invoice#	Date of Invoice	Amount	Description	School Allocation
	12/1/2023	Clifton Larson Allen	3993422	11/30/2023	\$38,272.50	Professional Services: Accounting Services/Audit	All Schools
	12/1/2023	Brandastic	1206861	11/22/2023	\$21,000.00	Marketing	All Schools
	12/1/2023	PC Connection	74748718	11/27/2023	\$26,724.62	Facilities: Equipment/Supplies	All Schools
	12/4/2023	Charter Impact	15228	12/1/2023	\$45,833.00	Professional Services: Other School Contracted Services	All Schools
	12/6/2023	Pearson	91000014090A	July 2023	\$311,584.14	Schedule of Fees	SoCal
	12/6/2023	Pearson	91000014090B	July 2023	\$2,557,311.73	Schedule of Fees	SoCal
	12/6/2023	Pearson	91000014228A	Aug 2023	\$495,901.44	Schedule of Fees	SoCal
	12/6/2023	Pearson	91000014228B	Aug 2023	\$2,803,667.68	Schedule of Fees	SoCal
	12/6/2023	Pearson	91000014546	Sept 2023	\$3,521,006.74	Schedule of Fees	SoCal
	12/6/2023	Pearson	91000014768	Oct 2023	\$3,024,567.81	Schedule of Fees	SoCal
	12/6/2023	Pearson	91000014091	July 2023	\$242,762.93	Schedule of Fees	Central Valley
	12/6/2023	Pearson	91000014229	Aug 2023	\$239,132.93	Schedule of Fees	Central Valley
	12/6/2023	Pearson	91000014540	Sept 2023	\$240,595.91	Schedule of Fees	Central Valley
	12/6/2023	Pearson	91000014764	Oct 2023	\$489,694.37	Schedule of Fees	Central Valley
	12/6/2023	Pearson	91000014094	July 2023	\$38,736.59	Schedule of Fees	Central Coast
	12/6/2023	Pearson	91000014233	Aug 2023	\$38,406.62	Schedule of Fees	Central Coast

	12/6/2023	Pearson	91000014543	Sept 2023	\$38,772.32	Schedule of Fees	Central Coast
	12/6/2023	Pearson	91000014763	Oct 2023	\$86,534.08	Schedule of Fees	Central Coast
	12/6/2023	Pearson	91000014095	July 2023	\$167,578.49	Schedule of Fees	Monterey Bay
	12/6/2023	Pearson	91000014232	Aug 2023	\$165,378.51	Schedule of Fees	Monterey Bay
	12/6/2023	Pearson	91000014544	Sept 2023	\$166,998.22	Schedule of Fees	Monterey Bay
	12/6/2023	Pearson	91000014765	Oct 2023	\$263,257.60	Schedule of Fees	Monterey Bay
	12/6/2023	Pearson	91000014093	July 2023	\$52,092.14	Schedule of Fees	North Bay
	12/6/2023	Pearson	91000014231	Aug 2023	\$51,597.11	Schedule of Fees	North Bay
	12/6/2023	Pearson	91000014542	Sept 2023	\$51,962.88	Schedule of Fees	North Bay
	12/6/2023	Pearson	91000014767	Oct 2023	\$77,246.47	Schedule of Fees	North Bay
	12/6/2023	Pearson	91000014092	July 2023	\$641,180.02	Schedule of Fees	NorCal
	12/6/2023	Pearson	91000014230	Aug 2023	\$631,829.97	Schedule of Fees	NorCal
	12/6/2023	Pearson	91000014541	Sept 2023	\$635,121.77	Schedule of Fees	NorCal
	12/6/2023	Pearson	91000014766	Oct 2023	\$596,276.86	Schedule of Fees	NorCal
	12/8/2023	Oxford Consulting Services Inc	162336	10/31/2023	\$86,673.15	SPED Services	All Schools
	12/8/2023	Oxford Consulting Services Inc	162233	10/31/2023	\$26,243.20	SPED Services	SoCal
	12/8/2023	Effectual Educational Consulting Services	11273	09/30/2023	\$21,345.00	SPED Services	SoCal
	12/8/2023	JIGSAW LEARNING, LLC DBA TEACHTOWN	INV3492	12/05/2023	\$114,552.00	Instructional: Other Curriculum	All Schools
	12/8/2023	JIGSAW LEARNING, LLC DBA TEACHTOWN	INV3493	12/05/2023	\$43,951.12	Instructional: Other Curriculum	All Schools
	12/8/2023	Clever Inc.	2023 - 24 - 61	12/07/2023	\$55,092.00	Professional Services: Other School Expense	All Schools
	12/11/2023	TTC4Success	1288	11/20/2023	\$93,093.48	SPED Services	See school Allocation on Invoice
	12/11/2023	TTC4Success	1305	12/04/2023	\$90,029.34	SPED Services	See school Allocation on Invoice
	12/18/2023	Parsec Education, Inc.	20230124	12/18/2023	\$65,250.00	Professional Services: Other School Expense	All Schools
	1/5/2024	Brandastic	1206902	12/22/2023	\$21,000.00	Marketing	All Schools
	1/5/2024	Accelerate Education Inc	6481	11/10/2023	\$147,665.00	Instructional: Other Curriculum	All Schools

	1/5/2024	Capistrano Unified School District	68TI0265	12/15/2023	\$47,071.00	District Oversight Fees	SoCal
	1/5/2024	Charter Impact	15353	01/01/2024	\$104,790.00	Professional Services: Other School Contracted Services	All Schools
	1/5/2024	Scotts Valley Unified School District	INV24-00075	11/01/2023	\$57,528.26	Authorizer Oversight: District Oversight	Monterey Bay
	1/5/2024	Oxford Consulting Services Inc	162590	11/30/2023	\$69,034.05	SPED Services	All Schools
	1/5/2024	Oxford Consulting Services Inc	162601	11/30/2023	\$25,699.38	SPED Services	SoCal
	1/5/2024	El Paseo Children's Center Inc.	3152	10/31/2023	\$63,393.71	SPED Services	NorCal
	1/5/2024	El Paseo Children's Center Inc.	3153	10/31/2023	\$45,725.13	SPED Services	Central Valley
	1/5/2024	El Paseo Children's Center Inc.	3156	10/31/2023	\$22,910.76	SPED Services	Monterey Bay
	1/10/2024	Milestones Therapy	1083	11/22/2023	\$40,753.28	SPED Services	School Allocation on Invoice
	1/10/2024	Milestones Therapy	1084	12/02/2023	\$58,390.64	SPED Services	School Allocation on Invoice
	1/10/2024	El Paseo Children's Center Inc.	3151	10/31/2023	\$242,528.10	SPED Services	SoCal
	1/10/2024	Effectual Educational Consulting Services	11447	10/31/2023	\$32,433.00	SPED Services	SoCal
	1/11/2024	Stanford Sierra Youth & Families	09-2023	12/18/2023	\$48,510.00	SPED Services	Please allocate by school breakdown
	1/11/2024	Stanford Sierra Youth & Families	10-2023	12/18/2023	\$50,820.00	SPED Services	Please allocate by school breakdown
	1/18/2024	The Hartford	17143054	01/08/2024	\$55,565.75	Governance: Insurance Expenses	All Schools
	1/25/2024	TTC4SUCCESS	1308	12/19/2023	\$61,113.15	SPED Services	See school Allocation on Invoice
	1/26/2024	Brandastic	1206940	01/25/2024	\$21,000.00	Marketing	All Schools



2023-2024 PURCHASE ORDER

California Online Public Schools

dba California Connections Academy Southern California
33272 Valle Road, San Juan Capistrano, CA 92675
(949) 461-1667 Phone (949) 240-7895 Fax

Purchase Order Number: 2023 - 24 - 61

Date: 12/7/2023

Vendor Contact Name: Layth Ramatala

Vendor Phone Number: 877-578-5572

Vendor Fax Number: _____

Email P.O. to vendor? Yes No

Vendor Email: layth.ramatala@clever.com

Vendor: Clever Inc.

Address: 75 Remittance Drive, Dept 6598

City: Chicago

State: IL

Zip: 60675

Product/Description	Sales Quote#	Item #	Cost	Qty	Total Cost
Google Workspace for Edu Plus + Clever IDM (\$3.29/student/year) License length: 12/6/2023-12/6/2024	515529662				
Google Student Users			\$ 6.00	9182	\$ 55,092.00
FREE Google Staff Users			\$ -	2295	\$ -
Clever IDM Staff Users			\$ 1.50	108	\$ 162.00
Clever IDM Student Users			\$ 1.50	9182	\$ 13,773.00
Clever IDM Teacher Users			\$ 1.50	394	\$ 591.00
Bundle Discount					\$ (14,526.00)
Order Total					\$55,092.00

DocuSigned by:
Signatures (or email approval): Bernie Samero 12/7/2023

DocuSigned by:
Purchaser/Requestor Ricdie Romero 12/7/2023

Administrator Approval (required) _____ Date _____

Audited By (optional) _____ Date _____

via email approval (see attached)

Clever App Store

Quote # 515529662

Clever Inc
 75 Remittance Drive, Dept 6598
 Chicago, IL 60675

app-store@clever.com
 Phone 877-578-5572
 Tax ID: 45-5221668
[W-9 form](#)



Google for Education Plus + Clever IDM Buy through Clever

Quote date: Dec 6, 2023
 Quote expires: Jan 6, 2024
 License length: Dec 6, 2023 - Dec 6, 2024

Summary	Qty.	Price
Google Workspace for Edu Plus + Clever IDM (\$3.29/student/year)		
Google Student Users	9182	\$55,092.00
FREE Google Staff Users	2295	\$0.00
Clever IDM Staff Users	108	\$162.00
Clever IDM Student Users	9182	\$13,773.00
Clever IDM Teacher Users	394	\$591.00
Subtotal	21161	\$69,618.00
Bundle discount		-\$14,526.00
Sales tax		\$0.00

Total: \$55,092.00



**California Online
Public Schools**

**2023-2024
PURCHASE ORDER**

California Online Public Schools

dba California Connections Academy Southern California

33272 Valle Road, San Juan Capistrano, CA 92675

(949) 461-1667 Phone (949) 240-7895 Fax

Purchase Order Number: 2023 - 24 - 68

Date: 1/26/2024

Vendor Contact Name: Shannon Murphy

Vendor Phone Number: (407) 212-1866

Vendor Fax Number: _____

Email P.O. to vendor? Yes No

Vendor Email: mmurphy@flexpointeducation.cc

Vendor: Florida Virtual School

Address: 5422 Carrier Drive, Suite 201

City: Orlando

State: FL

Zip: 32819

Product/Description	Sales Quote#	Item#	Cost	Qty	Total Cost
Client Hosted Per Enrollment License-AP Course Enrollments	12689		\$ 84.95	296	\$ 25,145.20
					\$ -
					\$ -
					\$ -
					\$ -
					\$ -
					\$ -
					\$ -
					\$ -

DocuSigned by:
Signatures (or email approval):
Britnie Anderson 1/26/2024

DocuSigned by:
Purchaser/Requestor
Ricardo Romero 1/26/2024

DocuSigned by:
Administrator Approval (required)
[Signature] 1/26/2024

DocuSigned by:
Audited By (optional)
 _____ Date _____

Order Total \$25,145.20

via email approval (see attached)



QUOTE
This is not an invoice

Company Name	Florida Virtual School	Created Date	1/23/2024
Company Address	5422 Carrier Drive, Suite 201 Orlando, Florida 32819 United States	Expiration Date	3/29/2024
Remit To	Florida Virtual School P.O. Box 737413 Dallas, TX 75373-7413	Quote Number	00012689
Prepared By	Shannon Murphy	Account Name	California Online Public Schools
Phone	(407) 212-1866		
Email	mmurphy@flexpointeducation.com		

Product	Quantity	Sales Price	Total Price	Line Item Description
Client Hosted Per Enrollment License	296.00	\$84.95	\$25,145.20	AP Course Enrollments

Grand Total \$25,145.20

Please make PO out to Florida Virtual School and send to info@flexpointeducation.com.

*This is a price quotation for customer's convenience only and not an offer to contract. All quotations are subject to review and final acceptance by a duly authorized representative of Florida Virtual School ("FLVS") at its offices. Not responsible for typographical or other errors. FLVS's standard terms and conditions will apply to any order.

**This course is not yet available for delivery. Please contact your FlexPoint representative for estimated delivery dates.

Any pricing in this quotation is exclusive of any applicable sales, use or other similar taxes or duties. The customer is responsible for any such taxes or duties.

Payment/Pricing Information

Please make PO out to Florida Virtual School and send to info@flexpointeducation.com. If paying via another method, please contact your sales representative for an invoice.

Client Hosted Per Enrollment Terms

Type of License:

• **Client Hosted Per Enrollment:** Under the Client Hosted Per Enrollment License an "enrollment" is defined as a student who has been enrolled in a single course for 14 days or has completed at least 15% of the course, whichever occurs first. Example: A student who is enrolled in 3 courses would be considered 3 enrollments.

Terms and Restrictions:

- Course materials are NOT included. Please see your FlexPoint representative for a list of applicable materials.
- Instruction provided by customer.
- eTeacher's Guides are included. (*Guides may not be available for all courses)
- Courses may be modified and/or customized by customer.
- Some courses may not be available in this model. Please see your FlexPoint representative for details.
- Support for the licensed courses is included with annual enrollment fees.
- The delivery of assessments, discussion prompts, and FlexPoint hosted course content links to customer's FlexPoint-approved Learning Management System (LMS) will be performed for an additional course access fee.
- Customers with a current annual license may be eligible to receive new course versions. Please see your FlexPoint representative for details.
- FlexPoint-approved LMS and versions include Blackboard 9.1, Ultra; Agilix Buzz, Canvas, Desire2Learn 9.x, 10.x; Brightspace v20; Moodle

IMPORTANT: By issuing a Purchase Order, remitting payment, and/or accessing the licensed product quoted in this proposal, Customer is agreeing to be bound by the terms and restrictions detailed in this quote and to the Terms and Conditions for Use of FLVS Licensed Product(s). A copy of the Terms and Conditions for Use of FLVS Licensed Product(s) can be found at

<https://www.flexpointeducation.com/termsandconditions> Powered by BoardOnTrack



QUOTE
This is not an invoice

3.1, 3.3, 3.4, 3.5, 3.6, 3.7, 3.8, 3.9, 4.0, 4.1, 4.2; Schoology, Moodlerooms 3.7.

- **Overages ("Additional Usage"):** Customer is financially responsible for overages. An overage is any enrollment used in excess of the number purchased at the beginning of or during the term of the license. Customer is required to provide all information requested within ten business days of FlexPoint's request for course usage information. If Customer fails to provide the information requested within ten business days, FlexPoint may suspend access to course content until such information is received. Please note that suspension may result in permanent loss of student data.
- **Course Customization:** Course customization may be defined as, but is not limited in definition to, the combining of course content from two or more FlexPoint or FlexPoint-provided courses. Combination of two or more FlexPoint courses or FlexPoint-provided course content is not allowed in a per enrollment license. Third-party course content provided by FlexPoint, including but not limited to Mawi Learning courses, etc., may not be customized or used in other course customizations. Please see your FlexPoint representative for more information about possible course customization fees and a list of third-party courses before creating or enrolling students in customized course content.

Length of Term:

- The Client Hosted Per Enrollment License is an annual renewable license. Customer will have license to utilize the licensed courseware for 12 months from the date access is granted.

Add-On Unlock

Definitions:

- **State-Specific Content** – Delivery of state-specific content in lessons and specific assessments.
- **Single Lesson Navigation** – Provides FlexPoint-prescribed lesson numbering. Prohibits students from navigating between lessons.
- **Module and Lesson Number Removal** – FlexPoint-prescribed lesson and module numbers will be removed from the content and assessments.
- **Unlock features** may not be available in some courses. Please see your FlexPoint representative for details.

Add-On Rush Load

Terms and Restrictions:

Rush load delivery date is an estimate. Actual date of course delivery is dependent on customer providing required information by FlexPoint-assigned deadlines.

Add-On Early Access

Terms and Restrictions:

Early Access provides customer with access to FlexPoint-provided content for the sole purpose of customer-provided instructor training and set up of domain and courses in preparation for the coming license period. Enrollment of students is NOT permitted during the Early Access period. If customer enrolls students during Early Access, standard enrollment fees will apply. Please see your FlexPoint representative for details.

Length of Term:

- The Early Access License is limited to the time period indicated on this quote.

Add-On Professional Development/Training Terms

Training Types:

- **FlexPoint Hosted PD Courses** - includes the use of the LMS (Buzz) to access the PD Course.
- **Face-to-Face Training** - consists of six (6) hours per day of training in one specified training location.
- **Live Webinars** - scheduled in one (1) hour increments and includes a link to the recording as long as the customer maintains an active license.
- **On-Demand Webinars** - access to individual on-demand recordings.

Terms and Restrictions:

- For online delivery of training, a PO must be provided no less than two business days prior to the scheduled training.
- For in person delivery of training, a PO must be provided no less than 10 business days prior to the scheduled training.
- Each live webinar attendee must have access to his or her own device for the entire training.
- Requests to reschedule a Live Webinar must be sent in writing to customer's account team no later than 24 hours before the scheduled start time. FlexPoint will provide available dates on which the training may be rescheduled.
- FlexPoint live webinar training is provided through Zoom.
- Any material change to a Live Webinar including, but not limited to, attendee count, topic, and/or training platform (i.e., Zoom, Microsoft Teams, etc.) within 10 business days of scheduled training date may require FlexPoint to reschedule the training to a later date. Additional fees may apply.
- Customers who do not attend a scheduled Live Webinar will not be entitled to a refund or a rescheduled training date.
- On-Demand Webinars are non-refundable.

Length of Term:

IMPORTANT: By issuing a Purchase Order, remitting payment, and/or accessing the licensed product quoted in this proposal, Customer is agreeing to be bound by the terms and restrictions detailed in this quote and to the Terms and Conditions for Use of FLVS Licensed Product(s). A copy of the Terms and Conditions for Use of FLVS Licensed Product(s) can be found at

<https://www.flexpointeducation.com/termsandconditions> Powered by BoardOnTrack



QUOTE
This is not an invoice

- FlexPoint Hosted PD Courses include access to the content for 12 months from the date access is granted.
- All other Professional Development/Training services such as Face-to-Face and Live Webinars must be scheduled and delivered within 12 months of purchase.

Add-On Consultative Services Terms

Terms and Restrictions:

- Unless otherwise stated by the order documentation, Consultative Services are charged by the hour, or by the day in the case of face to face consultation, for actual work performed in relation to the agreed upon services. This includes but may not be limited to requirement gathering, preparation time, and actual delivery of services or findings to customer.
- Unless otherwise stated by the order documentation, Consultative Service hours will be pre-purchased by the customer and can be used upon no less than 5 business days advance notice to customer's FlexPoint contact.
- Once hours are depleted, customer will be notified and offered the option of purchasing additional hours.
- Consultative services do not include access to FlexPoint courses.

Length of Term:

- Consultative Service hours must be used within 12 months of purchase.



2023-2024 PURCHASE ORDER

California Online Public Schools
 dba California Connections Academy Southern California
 33272 Valle Road, San Juan Capistrano, CA 92675
 (949) 461-1667 Phone (949) 240-7895 Fax

Purchase Order Number: 2023-24-69

Date: 1/26/2024

Vendor Contact Name: Shannon Murphy

Vendor Phone Number: (407) 212-1866

Vendor Fax Number: _____

Email P.O. to vendor? Yes No

Vendor Email: mmurphy@flexpointeducation.com

Vendor: Florida Virtual School

Address: 5422 Carrier Drive, Suite 201

City: Orlando

State: FL

Zip: 32819

Product/Description	Sales Quote#	Item #	Cost	Qty	Total Cost
Client Hosted Per Enrollment License Elementary PE and Art Classes	12685		\$ 84.95	5,500	\$ 467,225.00
Elementary Art Grade 1 v21 NH Course Access	12685		\$ 500.00	1	\$ 500.00
Elementary Art Grade 2 v22 NH Course Access	12685		\$ 500.00	1	\$ 500.00
Elementary Art Grade 3 v23 NH Course Access	12685		\$ 500.00	1	\$ 500.00
Elementary Art Grade 4 v17 NH Course Access	12685		\$ 500.00	1	\$ 500.00
Elementary Art Grade 5 v17 NH Course Access	12685		\$ 500.00	1	\$ 500.00
Elementary Art Grade K v20 NH Course Access	12685		\$ 500.00	1	\$ 500.00
Elementary Physical Education Grade 1 v17 NH Course Access	12685		\$ 500.00	1	\$ 500.00
Elementary Physical Education Grade 2 v17 NH Course Access	12685		\$ 500.00	1	\$ 500.00
Elementary Physical Education Grade 3 v17 NH Course Access	12685		\$ 500.00	1	\$ 500.00
Elementary Physical Education Grade 4 v17 NH Course Access	12685		\$ 500.00	1	\$ 500.00
Elementary Physical Education Grade 5 v17 NH Course Access	12685		\$ 500.00	1	\$ 500.00
Elementary Physical Education Grade K v17 NH Course Access	12685		\$ 500.00	1	\$ 500.00
FlexPoint Education Answer Keys NH Course Access	12685				\$ -
Product Orientation - Client Hosted Models	12685				\$ -

Order Total \$473,225.00

Signatures (or email approval): 1/26/2024

Antwone Anderson
 DocuSigned by: _____

Purchase Requestor: 1/26/2024

Kelise Romero
 DocuSigned by: _____

Administrator Approval (required): 1/26/2024

[Signature]
 DocuSigned by: _____

Audited By (optional): _____

Date: _____

via email approval (see attached)



QUOTE
This is not an invoice

Company Name Florida Virtual School
 Company Address 5422 Carrier Drive, Suite 201
 Orlando, Florida 32819
 United States
 Remit To Florida Virtual School
 P.O. Box 737413
 Dallas, TX 75373-7413

Created Date 1/19/2024
 Expiration Date 3/29/2024
 Quote Number 00012685

Prepared By Shannon Murphy
 Phone (407) 212-1866
 Email mmurphy@flexpointeducation.com

Account Name California Online Public Schools

Product	Quantity	Sales Price	Total Price	Line Item Description
Client Hosted Per Enrollment License	5,500.00	\$84.95	\$467,225.00	Elementary PE and Art Classes
Elementary Art Grade 1 v21 NH Course Access	1.00	\$500.00	\$500.00	
Elementary Art Grade 2 v22 NH Course Access	1.00	\$500.00	\$500.00	
Elementary Art Grade 3 v23 NH Course Access	1.00	\$500.00	\$500.00	
Elementary Art Grade 4 v17 NH Course Access	1.00	\$500.00	\$500.00	
Elementary Art Grade 5 v17 NH Course Access	1.00	\$500.00	\$500.00	
Elementary Art Grade K v20 NH Course Access	1.00	\$500.00	\$500.00	
Elementary Physical Education Grade 1 v17 NH Course Access	1.00	\$500.00	\$500.00	
Elementary Physical Education Grade 2 v17 NH Course Access	1.00	\$500.00	\$500.00	
Elementary Physical Education Grade 3 v17 NH Course Access	1.00	\$500.00	\$500.00	
Elementary Physical Education Grade 4 v17 NH Course Access	1.00	\$500.00	\$500.00	
Elementary Physical Education Grade 5 v17 NH Course Access	1.00	\$500.00	\$500.00	
Elementary Physical Education Grade K v17 NH Course Access	1.00	\$500.00	\$500.00	
FlexPoint Education Answer Keys NH Course Access	1.00	\$0.00	\$0.00	
Product Orientation - Client Hosted Models	1.00	\$0.00	\$0.00	

Grand Total \$473,225.00

Please make PO out to Florida Virtual School and send to info@flexpointeducation.com.

*This is a price quotation for customer's convenience only and not an offer to contract. All quotations are subject to review and final acceptance by a duly authorized representative of Florida Virtual School ("FLVS") at its offices. Not responsible for typographical or other errors. FLVS's standard terms and conditions will apply to any order.

**This course is not yet available for delivery. Please contact your FlexPoint representative for estimated delivery dates.

Any pricing in this quotation is exclusive of any applicable sales, use or other similar taxes or duties. The customer is responsible for any such taxes or duties.

IMPORTANT: By issuing a Purchase Order, remitting payment, and/or accessing the licensed product quoted in this proposal, Customer is agreeing to be bound by the terms and restrictions detailed in this quote and to the Terms and Conditions for Use of FLVS Licensed Product(s). A copy of the Terms and Conditions for Use of FLVS Licensed Product(s) can be found at <https://www.flexpointeducation.com/termsandconditions> Powered by BoardOnTrack



QUOTE
This is not an invoice

Payment/Pricing Information

Please make PO out to Florida Virtual School and send to info@flexpointeducation.com. If paying via another method, please contact your sales representative for an invoice.

Client Hosted Per Enrollment Terms

Type of License:

• **Client Hosted Per Enrollment:** Under the Client Hosted Per Enrollment License an "enrollment" is defined as a student who has been enrolled in a single course for 14 days or has completed at least 15% of the course, whichever occurs first. Example: A student who is enrolled in 3 courses would be considered 3 enrollments.

Terms and Restrictions:

- Course materials are NOT included. Please see your FlexPoint representative for a list of applicable materials.
- Instruction provided by customer.
- eTeacher's Guides are included. (*Guides may not be available for all courses)
- Courses may be modified and/or customized by customer.
- Some courses may not be available in this model. Please see your FlexPoint representative for details.
- Support for the licensed courses is included with annual enrollment fees.
- The delivery of assessments, discussion prompts, and FlexPoint hosted course content links to customer's FlexPoint-approved Learning Management System (LMS) will be performed for an additional course access fee.
- Customers with a current annual license may be eligible to receive new course versions. Please see your FlexPoint representative for details.
- FlexPoint-approved LMS and versions include Blackboard 9.1, Ultra; Agilix Buzz, Canvas, Desire2Learn 9.x, 10.x; Brightspace v20; Moodle 3.1, 3.3, 3.4, 3.5, 3.6, 3.7, 3.8, 3.9, 4.0, 4.1, 4.2; Schoology, MoodleRooms 3.7.
- **Overages ("Additional Usage"):** Customer is financially responsible for overages. An overage is any enrollment used in excess of the number purchased at the beginning of or during the term of the license. Customer is required to provide all information requested within ten business days of FlexPoint's request for course usage information. If Customer fails to provide the information requested within ten business days, FlexPoint may suspend access to course content until such information is received. Please note that suspension may result in permanent loss of student data.
- **Course Customization:** Course customization may be defined as, but is not limited in definition to, the combining of course content from two or more FlexPoint or FlexPoint-provided courses. Combination of two or more FlexPoint courses or FlexPoint-provided course content is not allowed in a per enrollment license. Third-party course content provided by FlexPoint, including but not limited to Mawi Learning courses, etc., may not be customized or used in other course customizations. Please see your FlexPoint representative for more information about possible course customization fees and a list of third-party courses before creating or enrolling students in customized course content.

Length of Term:

• The Client Hosted Per Enrollment License is an annual renewable license. Customer will have license to utilize the licensed courseware for 12 months from the date access is granted.

Add-On Unlock

Definitions:

- State-Specific Content – Delivery of state-specific content in lessons and specific assessments.
- Single Lesson Navigation – Provides FlexPoint-prescribed lesson numbering. Prohibits students from navigating between lessons.
- Module and Lesson Number Removal – FlexPoint-prescribed lesson and module numbers will be removed from the content and assessments.
- Unlock features may not be available in some courses. Please see your FlexPoint representative for details.

Add-On Rush Load

Terms and Restrictions:

Rush load delivery date is an estimate. Actual date of course delivery is dependent on customer providing required information by FlexPoint-assigned deadlines.

Add-On Early Access

Terms and Restrictions:

Early Access provides customer with access to FlexPoint-provided content for the sole purpose of customer-provided instructor training and set up of domain and courses in preparation for the coming license period. Enrollment of students is NOT permitted during the Early Access period. If customer enrolls students during Early Access, standard enrollment fees will apply. Please see your FlexPoint representative for details.

Length of Term:

IMPORTANT: By issuing a Purchase Order, remitting payment, and/or accessing the licensed product quoted in this proposal, Customer is agreeing to be bound by the terms and restrictions detailed in this quote and to the Terms and Conditions for Use of FLVS Licensed Product(s). A copy of the Terms and Conditions for Use of FLVS Licensed Product(s) can be found at

<https://www.flexpointeducation.com/termsandconditions> Powered by BoardOnTrack



QUOTE

This is not an invoice

- The Early Access License is limited to the time period indicated on this quote.

Add-On Professional Development/Training Terms

Training Types:

- FlexPoint Hosted PD Courses - includes the use of the LMS (Buzz) to access the PD Course.
- Face-to-Face Training - consists of six (6) hours per day of training in one specified training location.
- Live Webinars - scheduled in one (1) hour increments and includes a link to the recording as long as the customer maintains an active license.
- On-Demand Webinars - access to individual on-demand recordings.

Terms and Restrictions:

- For online delivery of training, a PO must be provided no less than two business days prior to the scheduled training.
- For in person delivery of training, a PO must be provided no less than 10 business days prior to the scheduled training.
- Each live webinar attendee must have access to his or her own device for the entire training.
- Requests to reschedule a Live Webinar must be sent in writing to customer's account team no later than 24 hours before the scheduled start time. FlexPoint will provide available dates on which the training may be rescheduled.
- FlexPoint live webinar training is provided through Zoom.
- Any material change to a Live Webinar including, but not limited to, attendee count, topic, and/or training platform (i.e., Zoom, Microsoft Teams, etc.) within 10 business days of scheduled training date may require FlexPoint to reschedule the training to a later date. Additional fees may apply.
- Customers who do not attend a scheduled Live Webinar will not be entitled to a refund or a rescheduled training date.
- On-Demand Webinars are non-refundable.

Length of Term:

- FlexPoint Hosted PD Courses include access to the content for 12 months from the date access is granted.
- All other Professional Development/Training services such as Face-to-Face and Live Webinars must be scheduled and delivered within 12 months of purchase.

Add-On Consultative Services Terms

Terms and Restrictions:

- Unless otherwise stated by the order documentation, Consultative Services are charged by the hour, or by the day in the case of face to face consultation, for actual work performed in relation to the agreed upon services. This includes but may not be limited to requirement gathering, preparation time, and actual delivery of services or findings to customer.
- Unless otherwise stated by the order documentation, Consultative Service hours will be pre-purchased by the customer and can be used upon no less than 5 business days advance notice to customer's FlexPoint contact.
- Once hours are depleted, customer will be notified and offered the option of purchasing additional hours.
- Consultative services do not include access to FlexPoint courses.

Length of Term:

- Consultative Service hours must be used within 12 months of purchase.



2023-2024 PURCHASE ORDER

California Online Public Schools
dba California Connections Academy Southern California
 33272 Valle Road, San Juan Capistrano, CA 92675
 (949) 461-1667 Phone (949) 240-7895 Fax

Purchase Order Number:	<u>2023 - 24 - 70</u>		
Date:	<u>1/29/2024</u>	Vendor:	<u>Edmentum</u>
Vendor Contact Name:	<u>Malissa Hundley</u>	Address:	<u>P.O. Box 776725</u>
Vendor Phone Number:	<u>206.381.5608</u>		
Vendor Fax Number:		City:	<u>Chicago</u>
Email P.O. to vendor?	<input checked="" type="checkbox"/> Yes <input type="checkbox"/> No	State:	<u>IL</u>
Vendor Email:	<u>Malissa.Hundley@edmentum.c</u>	Zip:	<u>60677-6725</u>

Product/Description	Sales Quote#	Item#	Cost	Qty	Total Cost
HS CTE Library-Program License (12 Month- 7/1/24-6/30/25)	Q-611000			1500	\$ 82,875.00
					\$ -
					\$ -
					\$ -
					\$ -
					\$ -
					\$ -
					\$ -
					\$ -
					\$ -

DocuSigned by: Signatures (or email approval): <i>Britnie Anderson</i>	Date		
<i>Britnie Anderson</i>	1/29/2024		
DocuSigned by: Purchaser/Requestor <i>Richie Romero</i>	Date		
<i>Richie Romero</i>	1/29/2024	<input type="checkbox"/>	via email approval (see attached)
DocuSigned by: Administrator Approval (required) <i>[Signature]</i>	Date		
<i>[Signature]</i>	1/29/2024		
DocuSigned by: Audited By (optional)	Date		

Order Total \$82,875.00



Date: 01/24/2024
 Order Number: Q-611000
 Revision: 1
 Order Form Expiration Date: 03/19/2024

ORDER FORM

Orders Under \$25,000.00 may pay by Credit Card:
 Call 214.294.9901 or e-mail creditcardprocessing@edmentum.com

Customer and Billing Address

Customer No.: 737224
 Customer Name: California Online Academy
 Billing Address: 33272 Valle Road
 San Juan Capistrano, CA 92675

Products and Services

CalOPS

Products	Qty	License Start Date	License End Date	License Term (Months)
Courseware: HS CTE Library - Program License	1500	07/01/2024	06/30/2025	12

CalOPS Subtotal: \$82,875.00

Total US Funds: \$82,875.00

This Order shall have an effective date ("Effective Date") which is the earlier of (a) the date we accept your signed Order Form or (b) the earliest of the License Start Dates applicable to the products listed above

To the extent the products listed above include "EdOptions Academy" and "ALVS" enrollment products, they are governed by the terms and conditions listed in Appendix A. For all other products, unless otherwise specified in the products table of this Order Form above, the Start Date for your software subscription license(s) will be the date on which we have accepted your order and have issued log-in credentials. In the case of a purchase for multiple successive subscription licenses, the Start Date for each successive subscription will be the day immediately following the License Term expiration of the preceding license subscription.

Taxes

Prices shown above do not include any state and local taxes that may apply. Any such taxes are the responsibility of the Customer and will appear on the final invoice. If the contracting entity is exempt from sales tax, please send the applicable tax exemption certificate to orders@edmentum.com or attach the certificate to this order form in the Signature section.

Invoicing and Payment Terms

The full amount of Your Order will be invoiced when accepted by Us. Payment is due 15 days after invoice date.

Terms and Conditions

For the purposes of this Order Form, "you" and "your" refer to Customer, and "we", "us" and "our" refer to Edmentum Inc. and affiliates. This Order Form and any documents it incorporates (including the Standard Purchase and License Terms located at <http://www.edmentum.com/standardterms> and the documents it references) form the entire agreement between you and us

Edmentum | P.O. Box 776725 | Chicago, IL 60677-6725 | www.edmentum.com





Date: 01/24/2024
Order Number: Q-611000
Revision: 1
Order Form Expiration Date: 03/19/2024

ORDER FORM

Orders Under \$25,000.00 may pay by Credit Card:
Call 214.294.9901 or e-mail creditcardprocessing@edmentum.com

("Agreement"). You acknowledge that any terms and conditions in your purchase order or any other documents you provide that enhance our obligations or restrictions or contradict the Agreement do not have force and effect.

Purchase Order

You acknowledge that this Agreement is non-cancellable and you will submit a purchase order for the full amount of this Order Form. Your order will not be scheduled for delivery until you have submitted a purchase order referencing and conforming to this Order Form.

Acceptance

This offer will expire on the Order Form Expiration Date noted above unless we earlier withdraw or extend the offer in writing.

I represent that I have read the terms and conditions included in this Agreement, that I am authorized to accept this offer and the Agreement's terms and conditions on behalf of the customer identified above and that I do accept this offer on behalf of the customer who agrees to adhere to the Agreement's terms and conditions. To the extent that either parties process does not require that I execute this Order Form, I accept, acknowledge and agree to the terms and conditions identified in and referenced in this Agreement as signified by my receipt, use or access of the products and/or services identified.

Invoice Contact Information – Please Provide Your Finance Dept Contact Information

First Name:

Last Name:

Email Address:

Customer Signature

Name (Printed or Typed)

Richie Romero

Title

Deputy Superintendent

Date

1-25-24

Edmentum | P.O. Box 776725 | Chicago, IL 60677-6725 | www.edmentum.com





CliftonLarsonAllen

Direct Billing Inquiries to:

CliftonLarsonAllen LLP
(844) 325-1836

Payment is due upon receipt

Account Name California Online Public Schools
Account Number A275553
Authorization Number 0001253133

Invoice Total \$38,272.50
Invoice Number 3993422
Invoice Date 11/30/2023

To pay your bill electronically please visit claconnect.com/billpay

Progress billing for audit services for the year ended June 30, 2023 for the last month.	\$30,000.00
Leases Testing: Work performed on new accounting lease testing.	2,650.00
Additional testing and discussions required related to independent study finding.	1,800.00
Additional testing and discussions required related to time certifications for the single audit.	2,000.00

Technology and Client Support Fee \$1,822.50

Invoice Total \$38,272.50

Payment is due upon receipt.

Please detach and remit payment to the address below.

We Appreciate Your Business and Referrals

Remit to:

**CliftonLarsonAllen LLP
P.O. Box 31001-2443
Pasadena, CA 91110-2443**

0912443A27555300038272500000039934220

Amount Remitted \$ _____
Account Number A275553
Invoice Number 3993422

California Online Public Schools
33272 Valle Road
San Juan Capistrano, CA 92675-4842



BRANDASTIC
IGNITE YOUR POTENTIAL

Brandastic, Inc.
949.899.7340
3857 Birch Street, Suite 271
Newport Beach, CA 92660

Billed To	Date of Issue	Invoice Number	Amount Due (USD)
Julie Colombero	11/22/2023	1206861	\$21,000.00
California Online Public Schools	Due Date		
33271 Valle Road San Juan Capistrano, CA 92675	12/11/2023		

Description	Rate	Qty	Line Total
CCAS-1 CCAS-1 California Online Public Schools Revised Marketing Contract December Billing	\$21,000.00	1	\$21,000.00

	\$0.00	1	\$0.00
--	--------	---	--------

Subtotal	21,000.00
----------	-----------

Tax	0.00
-----	------

Total	21,000.00
-------	-----------

Amount Paid	0.00
-------------	------

Amount Due (USD)	\$21,000.00
-------------------------	--------------------

Terms

Checks can be sent to 3525 Hyland Avenue, Suite 235, Costa Mesa, CA 92626

PRIVATE POLICY NOTICE: We will NOT share your information. Ever.



PC Connection
730 Milford Road
MERRIMACK NH 03054

REMIT TO ADDRESS
PC CONNECTION SALES CORP
DBA CONNECTION
PO BOX 536472
PITTSBURGH PA 15253-5906

PLEASE ENCLOSE ATTACHED REMITTANCE
RECEIPT WITH YOUR PAYMENT

Federal ID No.	Invoice No.	Invoice Date
02-0497006	74748718	11/27/2023

Company retains a purchase money security interest in
Equipment until payment is made in full.

Sold To:

CA CONNECTIONS ACADEMY SOUTHERN CA
33272 VALLE RD
SAN JUAN CAPISTRANO CA 92675

Shipped To:

California Online Public Schools
RICHE ROMERO
33272 Valle Rd
San Juan Capistrano CA 92675

CORP. SALES (800)800-0014

CREDIT DEPT (800)426-5772

CUSTOMER SERV (800)8000011

Date of Order	Order No.	Customer Purchase Order No.	Account No.	Terms	Date Shipped	Shipped Via
10/13/2023	62447638	2023-24-26	13528909	Net 30	11/27/2023	TRUCKLOAD SERVICES
Quantity			Item No.	Description	Unit Price	Extension
Ordered	Back Ordered	Shipped				
2		2	41589521 SER. # SER. #	MBP14SV M2Pro-10C16C/16G/512G SGF70KPYM2D MFG# MPH3LL/A SFJ96Y5J913 MFG# MPH3LL/A	1,956.0000	3,912.00
3		3	41589521 SER. # SER. # SER. #	MBP14SV M2Pro-10C16C/16G/512G SDYV16V7PHW MFG# MPH3LL/A SHJK734Y0GF MFG# MPH3LL/A SCFW76W6PFJ MFG# MPH3LL/A	1,956.0000	5,868.00
5		5	41589521 SER. # SER. # SER. # SER. # SER. #	MBP14SV M2Pro-10C16C/16G/512G SH93FY27T3M MFG# MPH3LL/A SD952TJP9CL MFG# MPH3LL/A SLR7H9T1Y9J MFG# MPH3LL/A SL52VLF6Q5T MFG# MPH3LL/A SC6CT6N2T0L MFG# MPH3LL/A	1,956.0000	9,780.00
2		2	41589521	State Environmental Fee MFG# State Environmental Fee	4.0000	8.00
3		3	41589521	State Environmental Fee MFG# State Environmental Fee	4.0000	12.00
5		5	41589521	State Environmental Fee MFG# State Environmental Fee	4.0000	20.00
2		2	41590314	Apple 3Y AppleCare 14	234.0000	468.00

Backordered items will be shipped and
invoiced to you as soon as they are available.

Merchandise	Sales Tax	Shipping/Packaging



Invoice Total
Continued

Order No.	Company	Account No.	Invoice No.	Invoice Total

PLEASE ENCLOSE THIS REMITTANCE
RECEIPT WITH YOUR PAYMENT



PC Connection
730 Milford Road
MERRIMACK NH 03054

REMIT TO ADDRESS
PC CONNECTION SALES CORP
DBA CONNECTION
PO BOX 536472
PITTSBURGH PA 15253-5906

PLEASE ENCLOSE ATTACHED REMITTANCE
RECEIPT WITH YOUR PAYMENT

Federal ID No.	Invoice No.	Invoice Date
02-0497006	74748718	11/27/2023

Company retains a purchase money security interest in
Equipment until payment is made in full.

Sold To:

CA CONNECTIONS ACADEMY SOUTHERN CA
33272 VALLE RD
SAN JUAN CAPISTRANO CA 92675

Shipped To:

California Online Public Schools
RICHE ROMERO
33272 Valle Rd
San Juan Capistrano CA 92675

CORP. SALES (800)800-0014

CREDIT DEPT (800)426-5772

CUSTOMER SERV (800)8000011

Date of Order	Order No.	Customer Purchase Order No.	Account No.	Terms	Date Shipped	Shipped Via
10/13/2023	62447638	2023-24-26	13528909	Net 30	11/27/2023	TRUCKLOAD SERVICES
Quantity			Item No.	Description	Unit Price	Extension
Ordered	Back Ordered	Shipped				
3		3	41590314	MFG# SGAQ2LL/A Apple 3Y AppleCare 14	234.0000	702.00
5		5	41590314	MFG# SGAQ2LL/A Apple 3Y AppleCare 14	234.0000	1,170.00
10		10	41494674	Simple Provision MFG# SP	25.0000	250.00
1		1	33426219	4 Port USB 3.0 Hub MFG# HB30C4AB	35.0000	35.00
9		9	33426219	4 Port USB 3.0 Hub MFG# HB30C4AB	35.0000	315.00
10		10	32224527	C27F390FHN/27INCH CURVED/1920X SER.# 065GHCNW504296F MFG# C27F390FHN SER.# 065GHCNW504175D MFG# C27F390FHN SER.# 065GHCNW504177P MFG# C27F390FHN SER.# 065GHCNW504151P MFG# C27F390FHN SER.# 065GHCNW504192K MFG# C27F390FHN SER.# 065GHCNW504203L MFG# C27F390FHN SER.# 065GHCNW504207W MFG# C27F390FHN SER.# 065GHCNW504219D MFG# C27F390FHN	206.0000	2,060.00

Backordered items will be shipped and
invoiced to you as soon as they are available.

Merchandise	Sales Tax	Shipping/Packaging

Page # 2



Invoice Total
Continued

Order No.	Company	Account No.	Invoice No.	Invoice Total

PLEASE ENCLOSE THIS REMITTANCE
RECEIPT WITH YOUR PAYMENT



PC Connection
730 Milford Road
MERRIMACK NH 03054

REMIT TO ADDRESS
PC CONNECTION SALES CORP
DBA CONNECTION
PO BOX 536472
PITTSBURGH PA 15253-5906

PLEASE ENCLOSE ATTACHED REMITTANCE
RECEIPT WITH YOUR PAYMENT

Federal ID No.	Invoice No.	Invoice Date
02-0497006	74748718	11/27/2023

Company retains a purchase money security interest in
Equipment until payment is made in full.

Sold To:

CA CONNECTIONS ACADEMY SOUTHERN CA
33272 VALLE RD
SAN JUAN CAPISTRANO CA 92675

Shipped To:

California Online Public Schools
RICHIE ROMERO
33272 Valle Rd
San Juan Capistrano CA 92675

CORP. SALES (800)800-0014

CREDIT DEPT (800)426-5772

CUSTOMER SERV (800)8000011

Date of Order	Order No.	Customer Purchase Order No.	Account No.	Terms	Date Shipped	Shipped Via
10/13/2023	62447638	2023-24-26	13528909	Net 30	11/27/2023	TRUCKLOAD SERVICES
Quantity			Item No.	Description	Unit Price	Extension
Ordered	Back Ordered	Shipped				
10		10	SER. # 32224527	065GHCNW504290J MFG# C27F390FHN 065GHCNW100208A MFG# C27F390FHN State Environmental Fee MFG# State Environmental Fee	5.0000	50.00
10		10	41221613	SMART BUY 235 WL MOUSE AND MFG# 1Y4D0UT#ABA	34.5200	345.20

***** PLEASE NOTE EFT INSTRUCTIONS *****

For electronic funds transfer, please remit to Citizens Bank:
ACH Payments: ABA # 2110-70175, Account # 1310873248
WIRE Payments: ABA #0115-00120, Account # 1310873248
Please include invoice number(s) in the transmitted information.
Please send remit information to REMIT@CONNECTION.COM

"We provide more timely and accurate information to the business community by sharing our accounts receivable information with credit bureaus"
For your security, do not change remittance details without valid written and verbal authorization from our company.

Merchandise	Sales Tax	Shipping/Packaging
24,995.20	1,729.42	

Backordered items will be shipped and
invoiced to you as soon as they are available.

Page # 3

Invoice Total
26,724.62

WILBER, PATRICIA

Ordered By Richie Romero

Order No.	Company	Account No.	Invoice No.	Invoice Total
62447638	00001	13528909	74748718	26,724.62

PC CONNECTION SALES CORP
DBA CONNECTION
PO BOX 536472
PITTSBURGH PA 15253-5906

PLEASE ENCLOSE THIS REMITTANCE
RECEIPT WITH YOUR PAYMENT

00001 13528909 747487180002672462



8500 Balboa Blvd., Suite 140
 Northridge, CA 91325 US
 +1 8184740322
 info@charterimpact.com
 www.charterimpact.com

INVOICE

BILL TO

California Online Public
 Schools
 33272 Valle Road
 San Juan Capistrano, CA
 92675
 United States

INVOICE # 15228
DATE 12/01/2023
DUE DATE 12/31/2023
TERMS Net 30

ACTIVITY	QTY	RATE	AMOUNT
Business Mgmt. Business Management Services - Central Coast	1	617.00	617.00
Business Mgmt. Business Management Services - Central Valley	1	3,612.00	3,612.00
Business Mgmt. Business Management Services - Monterey	1	2,591.00	2,591.00
Business Mgmt. Business Management Services - North Bay	1	780.00	780.00
Business Mgmt. Business Management Services - NorCal	1	9,912.00	9,912.00
Business Mgmt. Business Management Services - SoCal	1	28,321.00	28,321.00

BALANCE DUE **\$45,833.00**



Pearson

Invoice 91000014090A

Charges for the Following Period:

July 2023

Compensation Expenses

Credit for Nonbillable Earnings Paid by the School	(144,075.57)
Withholdings	232,948.59
	<u>88,873.02</u>

Other Services

Summer School 2023	20,460.00
--------------------	-----------

Pass Through Expenses

Miscellaneous	202,251.12
	<u>202,251.12</u>

Total Amount Due

311,584.14



Pearson

Invoice 91000014228A

Charges for the Following Period:

August 2023

Compensation Expenses

Credit for Nonbillable Earnings Paid by the School	(173,021.58)
Withholdings	292,763.35
	119,741.77

Pass Through Expenses

Miscellaneous	376,159.67
	376,159.67

Total Amount Due

495,901.44



Pearson

Invoice 91000014546A

Charges for the Following Period:

September 2023

Compensation Expenses

Salaries - Instructional	265,908.75
Credit for Nonbillable Earnings Paid by the School	(50,544.31)
Withholdings	246,881.13
	<hr/>
	462,245.57

Pass Through Expenses

Miscellaneous	394,592.83
	<hr/>
	394,592.83

Total Amount Due

856,838.40



Pearson

Invoice 91000014768A

Charges for the Following Period:

October 2023

Compensation Expenses

Credit for Nonbillable Earnings Paid by the School	(20,615.02)
Withholdings	248,165.09
	227,550.07

Pass Through Expenses

Internet Subsidy Payment	-
E-Rate Credit	-
Miscellaneous	193,788.46
	193,788.46

Total Amount Due

421,338.53



Pearson

Invoice 91000014090B

Charges for the Following Period:

July 2023

Compensation Expenses

Benefits - Administration	192,612.54
Benefits - Instructional	512,181.54
	704,794.08

Enrollment/Unit Based Charges

Accounting and Regulatory Reporting	21,867.25
Community Outreach	45,833.33
Connexus™ Annual License (EMS)	262,407.01
Curriculum Postage	18,674.35
Direct Course Instruction Support	-
Educational Resource Center	55,105.47
Enrollment and Records Management	22,635.58
Facility Support Services	1,525.00
Hardware/Software - Employees	14,250.00
Human Resources Support	29,687.50
Internet Subsidy Payment Processing	10,166.67
School Curriculum Supplies	10,458.33
Short Term Substitute Teaching Services	10,000.00
Student Technology Assistance	182,754.17
Tangible and Intangible Instructional Materials	576,866.03
Technical Support and Repairs	65,601.75
	1,327,832.44

Revenue Based Charges

Marketing Services	58,387.64
School Administration	350,325.86
Treasury Services	87,581.47
	496,294.97

Tax Total **28,390.24**

Total Amount Due

2,557,311.73



Pearson

Invoice 91000014228B

Charges for the Following Period:

August 2023

Compensation Expenses

Benefits - Administration	124,513.04
Benefits - Instructional	836,811.28
	961,324.32

Enrollment/Unit Based Charges

Accounting and Regulatory Reporting	21,867.25
Community Outreach	45,833.34
Connexus™ Annual License (EMS)	262,407.01
Curriculum Postage	18,674.35
Direct Course Instruction Support	-
Educational Resource Center	55,105.47
Enrollment and Records Management	22,635.58
Facility Support Services	1,525.00
Hardware/Software - Employees	14,250.00
Human Resources Support	29,687.50
Internet Subsidy Payment Processing	10,166.66
School Curriculum Supplies	10,458.34
Student Technology Assistance	182,754.16
Tangible and Intangible Instructional Materials	576,866.02
Technical Support and Repairs	65,601.75
	1,317,832.43

Revenue Based Charges

Marketing Services	58,387.65
School Administration	350,325.86
Treasury Services	87,581.46
	496,294.97

Tax Total 28,215.96

Total Amount Due

2,803,667.68



Pearson

INVOICE

Customer Bill-to:
 California Connections Academy Southern
 California
 33272 Valle Road
 SAN JUAN CAPISTRANO, CA 92675-
 4842

Attention:
 Accounts Payable

Customer Ship-to:
 California Connections Academy
 Southern California
 33272 Valle Road
 SAN JUAN CAPISTRANO, CA
 92675-4842

**Connections Education LLC dba
 Pearson Virtual Schools USA**
 509 S Exeter Street, Suite 202
 Baltimore, MD 21202
Tel: 1-800-843-0019
Email: poblsalesops@pearson.com
Tax ID No:
 68-0519943

Invoice Number : 91000014546
Date : 16-OCT-2023
Due Date :
Payment Terms :
Customer Account : 3921999
Project Number : 82079976
Currency : USD
Shipment Terms :
Purchase Order Number : CalCASC-23/24
Number of Pages : Page 1 of 2

<table style="width: 100%; border-collapse: collapse;"> <tr> <td style="width: 15%;">Total Ordered Quantity (No. Of Items)</td> <td style="width: 5%;">:</td> <td style="width: 10%;"></td> <td style="width: 10%; text-align: right;">2</td> </tr> <tr> <td>Net Amount</td> <td>:</td> <td>USD</td> <td style="text-align: right;">\$3,492,875.07</td> </tr> <tr> <td>Tax Total</td> <td>:</td> <td>USD</td> <td style="text-align: right;">\$28,131.67</td> </tr> <tr> <td>Invoice Total</td> <td>:</td> <td>USD</td> <td style="text-align: right;">\$3,521,006.74</td> </tr> <tr> <td>Amount Due</td> <td>:</td> <td>USD</td> <td style="text-align: right;">\$3,521,006.74</td> </tr> </table>	Total Ordered Quantity (No. Of Items)	:		2	Net Amount	:	USD	\$3,492,875.07	Tax Total	:	USD	\$28,131.67	Invoice Total	:	USD	\$3,521,006.74	Amount Due	:	USD	\$3,521,006.74	<p style="text-align: center;">REMITTANCE INFORMATION</p> <table style="width: 100%; border-collapse: collapse;"> <tr> <td style="width: 60%; border-bottom: 1px dashed black;">Make Checks Payable to:</td> <td style="width: 40%; border-bottom: 1px dashed black;">Bank Wire to:</td> </tr> <tr> <td style="border-bottom: 1px dashed black;">Pearson Virtual Schools USA 32369 Collection Center Drive Chicago, IL 60693-0323</td> <td style="border-bottom: 1px dashed black;">Bank Name : Bank of America N A</td> </tr> <tr> <td style="border-bottom: 1px dashed black;"></td> <td style="border-bottom: 1px dashed black;">Bank Address :</td> </tr> <tr> <td style="border-bottom: 1px dashed black;"></td> <td style="border-bottom: 1px dashed black;">ABA ACH No : 071000039</td> </tr> <tr> <td style="border-bottom: 1px dashed black;"></td> <td style="border-bottom: 1px dashed black;">ABA Wire No : 026009593</td> </tr> <tr> <td style="border-bottom: 1px dashed black;"></td> <td style="border-bottom: 1px dashed black;">SWIFT Code : BOFAUS3N</td> </tr> <tr> <td style="border-bottom: 1px dashed black;"></td> <td style="border-bottom: 1px dashed black;">A/C No : 8188290225</td> </tr> <tr> <td style="border-bottom: 1px dashed black;"></td> <td style="border-bottom: 1px dashed black;">Bank Account Name : Connections Education LLC dba Pearson Virtual Schools USA</td> </tr> </table>	Make Checks Payable to:	Bank Wire to:	Pearson Virtual Schools USA 32369 Collection Center Drive Chicago, IL 60693-0323	Bank Name : Bank of America N A		Bank Address :		ABA ACH No : 071000039		ABA Wire No : 026009593		SWIFT Code : BOFAUS3N		A/C No : 8188290225		Bank Account Name : Connections Education LLC dba Pearson Virtual Schools USA
Total Ordered Quantity (No. Of Items)	:		2																																		
Net Amount	:	USD	\$3,492,875.07																																		
Tax Total	:	USD	\$28,131.67																																		
Invoice Total	:	USD	\$3,521,006.74																																		
Amount Due	:	USD	\$3,521,006.74																																		
Make Checks Payable to:	Bank Wire to:																																				
Pearson Virtual Schools USA 32369 Collection Center Drive Chicago, IL 60693-0323	Bank Name : Bank of America N A																																				
	Bank Address :																																				
	ABA ACH No : 071000039																																				
	ABA Wire No : 026009593																																				
	SWIFT Code : BOFAUS3N																																				
	A/C No : 8188290225																																				
	Bank Account Name : Connections Education LLC dba Pearson Virtual Schools USA																																				



Invoice Number: 91000014546							Page 2 of 2
Project Number	Project Agreement Number	Description	Quantity	List Price	Net Price	Tax	Line Total
82079976	CalCASC-23/24	Direct Charges	25		2,636,036.67	28,131.67	2,664,168.34
82079976	CalCASC-23/24	Pass Through	18		856,838.40	0.00	856,838.40

To pay your invoice online: Visit <https://ipay2.bizsys.pearson.com/register> to register.
 Already registered? Access your online account by visiting <https://ipay2.bizsys.pearson.com>

Invoice Total	Total Quantity	Subtotal	CGST	SGST	IGST	Total Tax	Invoice Total
		USD	USD	USD	USD	USD	USD
	43	\$3,492,875.07	\$	\$	\$	\$28,131.67	\$3,521,006.74

Invoice Total	Subtotal	Total Tax	Invoice Total
	USD	USD	USD
	\$3,492,875.07	\$28,131.67	\$3,521,006.74



Pearson

Invoice 91000014546B

Charges for the Following Period:

September 2023

Compensation Expenses

Benefits - Administration	127,091.47
Benefits - Instructional	659,167.77
	786,259.24

Enrollment/Unit Based Charges

Accounting and Regulatory Reporting	21,867.25
Community Outreach	45,833.33
Connexus™ Annual License (EMS)	262,407.01
Curriculum Postage	18,674.36
Direct Course Instruction Support	10,450.00
Educational Resource Center	55,105.48
Enrollment and Records Management	22,635.58
Facility Support Services	1,525.00
Hardware/Software - Employees	14,250.00
Human Resources Support	29,687.50
Internet Subsidy Payment Processing	10,166.67
School Curriculum Supplies	10,458.33
Short Term Substitute Teaching Services	25,200.00
Student Technology Assistance	182,754.17
Tangible and Intangible Instructional Materials	576,866.02
Technical Support and Repairs	65,601.76
	1,353,482.46

Revenue Based Charges

Marketing Services	58,387.64
School Administration	350,325.86
Treasury Services	87,581.47
	496,294.97

Tax Total	28,131.67
------------------	------------------

Total Amount Due	2,664,168.34
-------------------------	---------------------



INVOICE

Customer Bill-to:
 California Connections Academy Southern
 California
 33272 Valle Road
 SAN JUAN CAPISTRANO, CA 92675-
 4842

Attention:
 Accounts Payable

Customer Ship-to:
 California Connections Academy
 Southern California
 33272 Valle Road
 SAN JUAN CAPISTRANO, CA
 92675-4842

**Connections Education LLC dba
 Pearson Virtual Schools USA**
 509 S Exeter Street, Suite 202
 Baltimore, MD 21202
Tel: 1-800-843-0019
Email: poblsalesops@pearson.com
Tax ID No:
 68-0519943

Invoice Number : 91000014768
Date : 08-NOV-2023
Due Date :
Payment Terms :
Customer Account : 3921999
Project Number : 82079976
Currency : USD
Shipment Terms :
Purchase Order Number : CalCASC-23/24
Number of Pages : Page 1 of 2

<table> <tr> <td>Total Ordered Quantity (No. Of Items)</td> <td>:</td> <td></td> <td>2</td> </tr> <tr> <td>Net Amount</td> <td>:</td> <td>USD</td> <td>\$2,996,547.71</td> </tr> <tr> <td>Tax Total</td> <td>:</td> <td>USD</td> <td>\$28,020.10</td> </tr> <tr> <td>Invoice Total</td> <td>:</td> <td>USD</td> <td>\$3,024,567.81</td> </tr> <tr> <td>Amount Due</td> <td>:</td> <td>USD</td> <td>\$3,024,567.81</td> </tr> </table>	Total Ordered Quantity (No. Of Items)	:		2	Net Amount	:	USD	\$2,996,547.71	Tax Total	:	USD	\$28,020.10	Invoice Total	:	USD	\$3,024,567.81	Amount Due	:	USD	\$3,024,567.81	<table border="1"> <thead> <tr> <th colspan="2">REMITTANCE INFORMATION</th> </tr> </thead> <tbody> <tr> <td>Make Checks Payable to:</td> <td>Bank Wire to:</td> </tr> <tr> <td>Pearson Virtual Schools USA 32369 Collection Center Drive Chicago, IL 60693-0323</td> <td>Bank Name : Bank of America N A</td> </tr> <tr> <td></td> <td>Bank Address :</td> </tr> <tr> <td></td> <td>ABA ACH No : 071000039</td> </tr> <tr> <td></td> <td>ABA Wire No : 026009593</td> </tr> <tr> <td></td> <td>SWIFT Code : BOFAUS3N</td> </tr> <tr> <td></td> <td>A/C No : 8188290225</td> </tr> <tr> <td></td> <td>Bank Account Name : Connections Education LLC dba Pearson Virtual Schools USA</td> </tr> </tbody> </table>	REMITTANCE INFORMATION		Make Checks Payable to:	Bank Wire to:	Pearson Virtual Schools USA 32369 Collection Center Drive Chicago, IL 60693-0323	Bank Name : Bank of America N A		Bank Address :		ABA ACH No : 071000039		ABA Wire No : 026009593		SWIFT Code : BOFAUS3N		A/C No : 8188290225		Bank Account Name : Connections Education LLC dba Pearson Virtual Schools USA
Total Ordered Quantity (No. Of Items)	:		2																																				
Net Amount	:	USD	\$2,996,547.71																																				
Tax Total	:	USD	\$28,020.10																																				
Invoice Total	:	USD	\$3,024,567.81																																				
Amount Due	:	USD	\$3,024,567.81																																				
REMITTANCE INFORMATION																																							
Make Checks Payable to:	Bank Wire to:																																						
Pearson Virtual Schools USA 32369 Collection Center Drive Chicago, IL 60693-0323	Bank Name : Bank of America N A																																						
	Bank Address :																																						
	ABA ACH No : 071000039																																						
	ABA Wire No : 026009593																																						
	SWIFT Code : BOFAUS3N																																						
	A/C No : 8188290225																																						
	Bank Account Name : Connections Education LLC dba Pearson Virtual Schools USA																																						



Invoice Number: 91000014768							Page 2 of 2
Project Number	Project Agreement Number	Description	Quantity	List Price	Net Price	Tax	Line Total
82079976	CalCASC-23/24	Direct Charges	26		2,575,209.18	28,020.10	2,603,229.28
82079976	CalCASC-23/24	Pass Through	15		421,338.53	0.00	421,338.53

To pay your invoice online: Visit <https://ipay2.bizsys.pearson.com/register> to register.
 Already registered? Access your online account by visiting <https://ipay2.bizsys.pearson.com>

Invoice Total	Total Quantity	Subtotal	CGST	SGST	IGST	Total Tax	Invoice Total
		USD	USD	USD	USD	USD	USD
	41	\$2,996,547.71	\$	\$	\$	\$28,020.10	\$3,024,567.81

Invoice Total	Subtotal	Total Tax	Invoice Total
	USD	USD	USD
	\$2,996,547.71	\$28,020.10	\$3,024,567.81



Pearson

Invoice 91000014768B

Charges for the Following Period:

October 2023

Compensation Expenses

Benefits - Administration	140,518.02
Benefits - Instructional	617,224.61
	757,742.63

Enrollment/Unit Based Charges

Accounting and Regulatory Reporting	19,614.92
Community Outreach	45,833.33
Connexus™ Annual License (EMS)	235,378.97
Curriculum Postage	15,212.94
Direct Course Instruction Support	13,552.00
Educational Resource Center	49,429.58
Enrollment and Records Management	18,439.93
Facility Support Services	1,525.00
Hardware/Software - Employees	17,250.00
Human Resources Support	35,937.50
Internet Subsidy Payment Processing	8,507.37
Monthly Fee per Student on an IEP	115,650.00
School Curriculum Supplies	11,625.00
Short Term Substitute Teaching Services	40,000.00
Student Technology Assistance	205,179.17
Tangible and Intangible Instructional Materials	463,659.79
Technical Support and Repairs	58,844.74

1,355,640.24

Revenue Based Charges

Marketing Services	54,332.51
School Administration	325,995.04
Treasury Services	81,498.76

461,826.31

Tax Total

28,020.10

Total Amount Due

2,603,229.28



Pearson

INVOICE

Customer Bill-to:
California Connections Academy Central Valley
33272 Valle Road
SAN JUAN CAPISTRANO, CA 92675-4842

Attention:
Accounts Payable

Customer Ship-to:
California Connections Academy Central Valley
33272 Valle Road
SAN JUAN CAPISTRANO, CA 92675-4842

Connections Education LLC dba Pearson Virtual Schools USA
509 S Exeter Street, Suite 202
Baltimore, MD 21202
Tel: 1-800-843-0019
Email: poblsalesops@pearson.com
Tax ID No: 68-0519943

Invoice Number : 91000014091
Date : 25-AUG-2023
Due Date :
Payment Terms :
Customer Account : 3922001
Project Number : 82079977
Currency : USD
Shipment Terms :
Purchase Order Number : CalCACV-23/24
Number of Pages : Page 1 of 2

Table with 2 main columns: Summary and REMITTANCE INFORMATION. Summary includes Total Ordered Quantity (1), Net Amount (\$238,749.82), Tax Total (\$4,013.11), Invoice Total (\$242,762.93), and Amount Due (\$242,762.93). REMITTANCE INFORMATION includes Make Checks Payable to (Pearson Virtual Schools USA) and Bank Wire to (Bank of America N A).



Invoice Number: 91000014091							Page 2 of 2
Project Number	Project Agreement Number	Description	Quantity	List Price	Net Price	Tax	Line Total
82079977	CalCACV-23/24	Direct Charges	23		238,749.82	4,013.11	242,762.93

To pay your invoice online: Visit <https://ipay2.bizsys.pearson.com/register> to register.
 Already registered? Access your online account by visiting <https://ipay2.bizsys.pearson.com>

Invoice Total	Total Quantity	Subtotal	CGST	SGST	IGST	Total Tax	Invoice Total
		USD	USD	USD	USD	USD	USD
	23	\$238,749.82	\$	\$	\$	\$4,013.11	\$242,762.93

Invoice Total	Subtotal	Total Tax	Invoice Total
	USD	USD	USD
	\$238,749.82	\$4,013.11	\$242,762.93



Pearson

Charges for the Following Period:

July 2023

Enrollment/Unit Based Charges

Accounting and Regulatory Reporting	2,774.01
Community Outreach	2,083.33
Connexus™ Annual License (EMS)	33,288.15
Curriculum Postage	2,404.97
Educational Resource Center	6,990.51
Enrollment and Records Management	2,915.12
Facility Support Services	200.00
Hardware/Software - Employees	1,800.00
Human Resources Support	3,750.00
Internet Subsidy Payment Processing	1,354.17
School Curriculum Supplies	1,333.33
Student Technology Assistance	27,025.00
Tangible and Intangible Instructional Materials	73,877.19
Technical Support and Repairs	8,322.04
	168,117.82

Revenue Based Charges

Marketing Services	7,882.59
School Administration	47,295.53
Treasury Services	11,823.88
	67,002.00

Other Services

Summer School 2022	3,630.00
	3,630.00

Total Amount Due

238,749.82



Pearson

INVOICE

Customer Bill-to:
 California Connections Academy Central Valley
 33272 Valle Road
 SAN JUAN CAPISTRANO, CA 92675-4842

Attention:
 Accounts Payable

Customer Ship-to:
 California Connections Academy Central Valley
 33272 Valle Road
 SAN JUAN CAPISTRANO, CA 92675-4842

Connections Education LLC dba Pearson Virtual Schools USA
 509 S Exeter Street, Suite 202
 Baltimore, MD 21202
Tel: 1-800-843-0019
Email: pobsalesops@pearson.com
Tax ID No:
 68-0519943

Invoice Number : 91000014229
Date : 11-SEP-2023
Due Date :
Payment Terms :
Customer Account : 3922001
Project Number : 82079977
Currency : USD
Shipment Terms :
Purchase Order Number : CalCACV-23/24
Number of Pages : Page 1 of 2

Total Ordered Quantity (No. Of Items) :	1	REMITTANCE INFORMATION	
Net Amount :	USD \$235,119.81	Make Checks Payable to:	Bank Wire to:
Tax Total :	USD \$4,013.12	Pearson Virtual Schools USA	Bank Name : Bank of America N A
Invoice Total :	USD \$239,132.93	32369 Collection Center Drive	Bank Address :
Amount Due :	USD \$239,132.93	Chicago, IL 60693-0323	ABA ACH No : 071000039
			ABA Wire No : 026009593
			SWIFT Code : BOFAUS3N
			A/C No : 8188290225
			Bank Account Name : Connections Education LLC dba Pearson Virtual Schools USA



Invoice Number: 91000014229							Page 2 of 2
Project Number	Project Agreement Number	Description	Quantity	List Price	Net Price	Tax	Line Total
82079977	CalCACV-23/24	Direct Charges	23		235,119.81	4,013.12	239,132.93

To pay your invoice online: Visit <https://ipay2.bizsys.pearson.com/register> to register.
 Already registered? Access your online account by visiting <https://ipay2.bizsys.pearson.com>

Invoice Total	Total Quantity	Subtotal	CGST	SGST	IGST	Total Tax	Invoice Total
		USD	USD	USD	USD	USD	USD
	23	\$235,119.81	\$	\$	\$	\$4,013.12	\$239,132.93

Invoice Total	Subtotal	Total Tax	Invoice Total
	USD	USD	USD
	\$235,119.81	\$4,013.12	\$239,132.93



Pearson

Charges for the Following Period:

August 2023

Compensation Expenses

Enrollment/Unit Based Charges

Accounting and Regulatory Reporting	2,774.01
Community Outreach	2,083.34
Connexus™ Annual License (EMS)	33,288.15
Curriculum Postage	2,404.97
Educational Resource Center	6,990.51
Enrollment and Records Management	2,915.11
Facility Support Services	200.00
Hardware/Software - Employees	1,800.00
Human Resources Support	3,750.00
Internet Subsidy Payment Processing	1,354.16
School Curriculum Supplies	1,333.34
Student Technology Assistance	27,025.00
Tangible and Intangible Instructional Materials	73,877.20
Technical Support and Repairs	8,322.03

168,117.82

Revenue Based Charges

Marketing Services	7,882.59
School Administration	47,295.52
Treasury Services	11,823.88

67,001.99

Total Amount Due

235,119.81



Pearson

INVOICE

Customer Bill-to:
 California Connections Academy Central Valley
 33272 Valle Road
 SAN JUAN CAPISTRANO, CA 92675-4842

Attention:
 Accounts Payable

Customer Ship-to:
 California Connections Academy Central Valley
 33272 Valle Road
 SAN JUAN CAPISTRANO, CA 92675-4842

Connections Education LLC dba Pearson Virtual Schools USA
 509 S Exeter Street, Suite 202
 Baltimore, MD 21202
 Tel: 1-800-843-0019
 Email: poblsalesops@pearson.com
 Tax ID No:
 68-0519943

Invoice Number : 91000014540
Date : 16-OCT-2023
Due Date :
Payment Terms :
Customer Account : 3922001
Project Number : 82079977
Currency : USD
Shipment Terms :
Purchase Order Number : CalCACV-23/24
Number of Pages : Page 1 of 2

<table style="width: 100%; border-collapse: collapse;"> <tr> <td style="width: 15%;">Total Ordered Quantity (No. Of Items)</td> <td style="width: 5%;">:</td> <td style="width: 10%;"></td> <td style="width: 10%; text-align: right;">1</td> </tr> <tr> <td>Net Amount</td> <td>:</td> <td>USD</td> <td style="text-align: right;">\$236,582.80</td> </tr> <tr> <td>Tax Total</td> <td>:</td> <td>USD</td> <td style="text-align: right;">\$4,013.11</td> </tr> <tr> <td>Invoice Total</td> <td>:</td> <td>USD</td> <td style="text-align: right;">\$240,595.91</td> </tr> <tr> <td>Amount Due</td> <td>:</td> <td>USD</td> <td style="text-align: right;">\$240,595.91</td> </tr> </table>	Total Ordered Quantity (No. Of Items)	:		1	Net Amount	:	USD	\$236,582.80	Tax Total	:	USD	\$4,013.11	Invoice Total	:	USD	\$240,595.91	Amount Due	:	USD	\$240,595.91	<p style="text-align: center;">REMITTANCE INFORMATION</p> <table style="width: 100%; border-collapse: collapse;"> <tr> <td style="width: 60%; border-bottom: 1px dashed black;">Make Checks Payable to:</td> <td style="width: 40%; border-bottom: 1px dashed black;">Bank Wire to:</td> </tr> <tr> <td style="border-bottom: 1px dashed black;">Pearson Virtual Schools USA 32369 Collection Center Drive Chicago, IL 60693-0323</td> <td style="border-bottom: 1px dashed black;">Bank Name : Bank of America N A</td> </tr> <tr> <td style="border-bottom: 1px dashed black;"></td> <td style="border-bottom: 1px dashed black;">Bank Address :</td> </tr> <tr> <td style="border-bottom: 1px dashed black;"></td> <td style="border-bottom: 1px dashed black;">ABA ACH No : 071000039</td> </tr> <tr> <td style="border-bottom: 1px dashed black;"></td> <td style="border-bottom: 1px dashed black;">ABA Wire No : 026009593</td> </tr> <tr> <td style="border-bottom: 1px dashed black;"></td> <td style="border-bottom: 1px dashed black;">SWIFT Code : BOFAUS3N</td> </tr> <tr> <td style="border-bottom: 1px dashed black;"></td> <td style="border-bottom: 1px dashed black;">A/C No : 8188290225</td> </tr> <tr> <td style="border-bottom: 1px dashed black;"></td> <td style="border-bottom: 1px dashed black;">Bank Account Name : Connections Education LLC dba Pearson Virtual Schools USA</td> </tr> </table>	Make Checks Payable to:	Bank Wire to:	Pearson Virtual Schools USA 32369 Collection Center Drive Chicago, IL 60693-0323	Bank Name : Bank of America N A		Bank Address :		ABA ACH No : 071000039		ABA Wire No : 026009593		SWIFT Code : BOFAUS3N		A/C No : 8188290225		Bank Account Name : Connections Education LLC dba Pearson Virtual Schools USA
Total Ordered Quantity (No. Of Items)	:		1																																		
Net Amount	:	USD	\$236,582.80																																		
Tax Total	:	USD	\$4,013.11																																		
Invoice Total	:	USD	\$240,595.91																																		
Amount Due	:	USD	\$240,595.91																																		
Make Checks Payable to:	Bank Wire to:																																				
Pearson Virtual Schools USA 32369 Collection Center Drive Chicago, IL 60693-0323	Bank Name : Bank of America N A																																				
	Bank Address :																																				
	ABA ACH No : 071000039																																				
	ABA Wire No : 026009593																																				
	SWIFT Code : BOFAUS3N																																				
	A/C No : 8188290225																																				
	Bank Account Name : Connections Education LLC dba Pearson Virtual Schools USA																																				



Invoice Number: 91000014540							Page 2 of 2
Project Number	Project Agreement Number	Description	Quantity	List Price	Net Price	Tax	Line Total
82079977	CalCACV-23/24	Direct Charges	23		236,582.80	4,013.11	240,595.91

To pay your invoice online: Visit <https://ipay2.bizsys.pearson.com/register> to register.
 Already registered? Access your online account by visiting <https://ipay2.bizsys.pearson.com>

Invoice Total	Total Quantity	Subtotal	CGST	SGST	IGST	Total Tax	Invoice Total
		USD	USD	USD	USD	USD	USD
	23	\$236,582.80	\$	\$	\$	\$4,013.11	\$240,595.91

Invoice Total	Subtotal	Total Tax	Invoice Total
	USD	USD	USD
	\$236,582.80	\$4,013.11	\$240,595.91



Pearson

Charges for the Following Period:

September 2023

Enrollment/Unit Based Charges

Accounting and Regulatory Reporting	2,774.02
Community Outreach	2,083.33
Connexus™ Annual License (EMS)	33,288.15
Curriculum Postage	2,404.97
Direct Course Instruction Support	1,463.00
Educational Resource Center	6,990.51
Enrollment and Records Management	2,915.12
Facility Support Services	200.00
Hardware/Software - Employees	1,800.00
Human Resources Support	3,750.00
Internet Subsidy Payment Processing	1,354.17
School Curriculum Supplies	1,333.33
Student Technology Assistance	27,025.00
Tangible and Intangible Instructional Materials	73,877.17
Technical Support and Repairs	8,322.04

169,580.81

Revenue Based Charges

Marketing Services	7,882.58
School Administration	47,295.53
Treasury Services	11,823.88

67,001.99

Total Amount Due

236,582.80



INVOICE

Customer Bill-to:
 California Connections Academy Central Valley
 33272 Valle Road
 SAN JUAN CAPISTRANO, CA 92675-4842

Attention:
 Accounts Payable

Customer Ship-to:
 California Connections Academy Central Valley
 33272 Valle Road
 SAN JUAN CAPISTRANO, CA 92675-4842

Connections Education LLC dba Pearson Virtual Schools USA
 509 S Exeter Street, Suite 202
 Baltimore, MD 21202
Tel: 1-800-843-0019
Email: poblsalesops@pearson.com
Tax ID No:
 68-0519943

Invoice Number : 91000014764
Date : 08-NOV-2023
Due Date :
Payment Terms :
Customer Account : 3922001
Project Number : 82079977
Currency : USD
Shipment Terms :
Purchase Order Number : CalCACV-23/24
Number of Pages : Page 1 of 2

<table> <tr> <td>Total Ordered Quantity (No. Of Items)</td> <td>:</td> <td></td> <td>1</td> </tr> <tr> <td>Net Amount</td> <td>:</td> <td>USD</td> <td>\$482,045.91</td> </tr> <tr> <td>Tax Total</td> <td>:</td> <td>USD</td> <td>\$7,648.46</td> </tr> <tr> <td>Invoice Total</td> <td>:</td> <td>USD</td> <td>\$489,694.37</td> </tr> <tr> <td>Amount Due</td> <td>:</td> <td>USD</td> <td>\$489,694.37</td> </tr> </table>	Total Ordered Quantity (No. Of Items)	:		1	Net Amount	:	USD	\$482,045.91	Tax Total	:	USD	\$7,648.46	Invoice Total	:	USD	\$489,694.37	Amount Due	:	USD	\$489,694.37	<table border="1"> <thead> <tr> <th colspan="2" style="text-align: center;">REMITTANCE INFORMATION</th> </tr> </thead> <tbody> <tr> <td style="border-top: 1px dashed black;">Make Checks Payable to:</td> <td style="border-top: 1px dashed black;">Bank Wire to:</td> </tr> <tr> <td>Pearson Virtual Schools USA</td> <td>Bank Name : Bank of America N A</td> </tr> <tr> <td>32369 Collection Center Drive</td> <td>Bank Address :</td> </tr> <tr> <td>Chicago, IL 60693-0323</td> <td>ABA ACH No : 071000039</td> </tr> <tr> <td></td> <td>ABA Wire No : 026009593</td> </tr> <tr> <td></td> <td>SWIFT Code : BOFAUS3N</td> </tr> <tr> <td></td> <td>A/C No : 8188290225</td> </tr> <tr> <td></td> <td>Bank Account Name : Connections Education LLC dba Pearson Virtual Schools USA</td> </tr> </tbody> </table>	REMITTANCE INFORMATION		Make Checks Payable to:	Bank Wire to:	Pearson Virtual Schools USA	Bank Name : Bank of America N A	32369 Collection Center Drive	Bank Address :	Chicago, IL 60693-0323	ABA ACH No : 071000039		ABA Wire No : 026009593		SWIFT Code : BOFAUS3N		A/C No : 8188290225		Bank Account Name : Connections Education LLC dba Pearson Virtual Schools USA
Total Ordered Quantity (No. Of Items)	:		1																																				
Net Amount	:	USD	\$482,045.91																																				
Tax Total	:	USD	\$7,648.46																																				
Invoice Total	:	USD	\$489,694.37																																				
Amount Due	:	USD	\$489,694.37																																				
REMITTANCE INFORMATION																																							
Make Checks Payable to:	Bank Wire to:																																						
Pearson Virtual Schools USA	Bank Name : Bank of America N A																																						
32369 Collection Center Drive	Bank Address :																																						
Chicago, IL 60693-0323	ABA ACH No : 071000039																																						
	ABA Wire No : 026009593																																						
	SWIFT Code : BOFAUS3N																																						
	A/C No : 8188290225																																						
	Bank Account Name : Connections Education LLC dba Pearson Virtual Schools USA																																						



Invoice Number: 91000014764							Page 2 of 2
Project Number	Project Agreement Number	Description	Quantity	List Price	Net Price	Tax	Line Total
82079977	CalCACV-23/24	Direct Charges	24		482,045.91	7,648.46	489,694.37

To pay your invoice online: Visit <https://ipay2.bizsys.pearson.com/register> to register.
 Already registered? Access your online account by visiting <https://ipay2.bizsys.pearson.com>

Invoice Total	Total Quantity	Subtotal	CGST	SGST	IGST	Total Tax	Invoice Total
		USD	USD	USD	USD	USD	USD
	24	\$482,045.91	\$	\$	\$	\$7,648.46	\$489,694.37

Invoice Total	Subtotal	Total Tax	Invoice Total
	USD	USD	USD
	\$482,045.91	\$7,648.46	\$489,694.37



Pearson

Charges for the Following Period:

October 2023

Enrollment/Unit Based Charges

Accounting and Regulatory Reporting	5,744.63
Community Outreach	2,083.33
Connexus™ Annual License (EMS)	68,935.55
Curriculum Postage	4,489.09
Direct Course Instruction Support	1,996.50
Educational Resource Center	14,476.47
Enrollment and Records Management	5,441.32
Facility Support Services	200.00
Hardware/Software - Employees	2,200.00
Human Resources Support	4,583.33
Internet Subsidy Payment Processing	2,412.50
Monthly Fee per Student on an IEP	22,650.00
School Curriculum Supplies	1,333.33
Student Technology Assistance	54,816.67
Tangible and Intangible Instructional Materials	137,862.76
Technical Support and Repairs	17,233.89
	346,459.37

Revenue Based Charges

Marketing Services	15,951.36
School Administration	95,708.14
Treasury Services	23,927.04
	135,586.54

Total Amount Due

482,045.91



Pearson

INVOICE

Customer Bill-to:
California Connections Academy Central Coast
33272 VALLE RD
SAN JUAN CAPISTRANO, CA 92675

Attention:
Accounts Payable

Customer Ship-to:
California Connections Academy Central Coast
33272 VALLE RD
SAN JUAN CAPISTRANO, CA 92675

Connections Education LLC dba Pearson Virtual Schools USA
509 S Exeter Street, Suite 202
Baltimore, MD 21202
Tel: 1-800-843-0019
Email: poblsalesops@pearson.com
Tax ID No: 68-0519943

Invoice Number : 91000014094
Date : 25-AUG-2023
Due Date :
Payment Terms :
Customer Account : 4235156
Project Number : 82079911
Currency : USD
Shipment Terms :
Purchase Order Number : CalCACC-23/24
Number of Pages : Page 1 of 2

Table with 2 main sections: Summary (Total Ordered Quantity, Net Amount, Tax Total, Invoice Total, Amount Due) and REMITTANCE INFORMATION (Make Checks Payable to, Bank Wire to details).



Invoice Number: 91000014094							Page 2 of 2
Project Number	Project Agreement Number	Description	Quantity	List Price	Net Price	Tax	Line Total
82079911	CalCACC-23/24	Direct Charges	22		38,151.20	585.39	38,736.59

To pay your invoice online: Visit <https://ipay2.bizsys.pearson.com/register> to register.
 Already registered? Access your online account by visiting <https://ipay2.bizsys.pearson.com>

Invoice Total	Total Quantity	Subtotal	CGST	SGST	IGST	Total Tax	Invoice Total
		USD	USD	USD	USD	USD	USD
	22	\$38,151.20	\$	\$	\$	\$585.39	\$38,736.59

Invoice Total	Subtotal	Total Tax	Invoice Total
	USD	USD	USD
	\$38,151.20	\$585.39	\$38,736.59



Pearson

Charges for the Following Period:	July 2023
--	------------------

Enrollment/Unit Based Charges

Accounting and Regulatory Reporting	479.84
Connexus™ Annual License (EMS)	5,758.05
Curriculum Postage	417.94
Educational Resource Center	1,209.19
Enrollment and Records Management	506.60
Facility Support Services	25.00
Hardware/Software - Employees	300.00
Human Resources Support	625.00
Internet Subsidy Payment Processing	191.67
School Curriculum Supplies	208.33
Student Technology Assistance	3,258.33
Tangible and Intangible Instructional Materials	12,951.42
Technical Support and Repairs	1,439.51
	27,370.88

Revenue Based Charges

Marketing Services	1,229.45
School Administration	7,376.70
Treasury Services	1,844.17
	10,450.32

Other Services

Summer School 2023	330.00
	330.00

Total Amount Due

38,151.20



Pearson

INVOICE

Customer Bill-to:
California Connections Academy Central Coast
33272 VALLE RD
SAN JUAN CAPISTRANO, CA 92675

Attention:
Accounts Payable

Customer Ship-to:
California Connections Academy Central Coast
33272 VALLE RD
SAN JUAN CAPISTRANO, CA 92675

Connections Education LLC dba Pearson Virtual Schools USA
509 S Exeter Street, Suite 202
Baltimore, MD 21202
Tel: 1-800-843-0019
Email: poblsalesops@pearson.com
Tax ID No:
68-0519943

Invoice Number : 91000014233
Date : 11-SEP-2023
Due Date :
Payment Terms :
Customer Account : 4235156
Project Number : 82079911
Currency : USD
Shipment Terms :
Purchase Order Number : CalCACC-23/24
Number of Pages : Page 1 of 2

Table with 2 main columns: Summary and REMITTANCE INFORMATION. Summary includes Total Ordered Quantity (1), Net Amount (\$37,821.22), Tax Total (\$585.40), Invoice Total (\$38,406.62), and Amount Due (\$38,406.62). REMITTANCE INFORMATION includes Make Checks Payable to (Pearson Virtual Schools USA) and Bank Wire to (Bank of America N A).



Invoice Number: 91000014233							Page 2 of 2
Project Number	Project Agreement Number	Description	Quantity	List Price	Net Price	Tax	Line Total
82079911	CalCACC-23/24	Direct Charges	22		37,821.22	585.40	38,406.62

To pay your invoice online: Visit <https://ipay2.bizsys.pearson.com/register> to register.
 Already registered? Access your online account by visiting <https://ipay2.bizsys.pearson.com>

Invoice Total	Total Quantity	Subtotal	CGST	SGST	IGST	Total Tax	Invoice Total
		USD	USD	USD	USD	USD	USD
	22	\$37,821.22	\$	\$	\$	\$585.40	\$38,406.62

Invoice Total	Subtotal	Total Tax	Invoice Total
	USD	USD	USD
	\$37,821.22	\$585.40	\$38,406.62



Pearson

Charges for the Following Period:	August 2023
--	--------------------

Compensation Expenses

Enrollment/Unit Based Charges

Accounting and Regulatory Reporting	479.84
Connexus™ Annual License (EMS)	5,758.05
Curriculum Postage	417.95
Educational Resource Center	1,209.19
Enrollment and Records Management	506.60
Facility Support Services	25.00
Hardware/Software - Employees	300.00
Human Resources Support	625.00
Internet Subsidy Payment Processing	191.66
School Curriculum Supplies	208.34
Student Technology Assistance	3,258.34
Tangible and Intangible Instructional Materials	12,951.41
Technical Support and Repairs	1,439.52
	27,370.90

Revenue Based Charges

Marketing Services	1,229.45
School Administration	7,376.69
Treasury Services	1,844.18
	10,450.32

Total Amount Due

37,821.22



Pearson

INVOICE

Customer Bill-to:
 California Connections Academy Central
 Coast
 33272 VALLE RD
 SAN JUAN CAPISTRANO, CA 92675

Attention:
 Accounts Payable

Customer Ship-to:
 California Connections Academy
 Central Coast
 33272 VALLE RD
 SAN JUAN CAPISTRANO, CA 92675

**Connections Education LLC dba
 Pearson Virtual Schools USA**
 509 S Exeter Street, Suite 202
 Baltimore, MD 21202
 Tel: 1-800-843-0019
 Email: pobsalesops@pearson.com
Tax ID No:
 68-0519943

Invoice Number : 91000014543
Date : 16-OCT-2023
Due Date :
Payment Terms :
Customer Account : 4235156
Project Number : 82079911
Currency : USD
Shipment Terms :
Purchase Order Number : CalCACC-23/24
Number of Pages : Page 1 of 2

Total Ordered Quantity (No. Of Items) :	:		1	REMITTANCE INFORMATION			
Net Amount :	USD		\$38,186.93	Make Checks Payable to:		Bank Wire to:	
Tax Total :	USD		\$585.39	Pearson Virtual Schools USA		Bank Name :	Bank of America N A
Invoice Total :	USD		\$38,772.32	32369 Collection Center Drive		Bank Address :	
Amount Due :	USD		\$38,772.32	Chicago, IL 60693-0323		ABA ACH No :	071000039
						ABA Wire No :	026009593
						SWIFT Code :	BOFAUS3N
						A/C No :	8188290225
						Bank Account Name :	Connections Education LLC dba Pearson Virtual Schools USA



Invoice Number: 91000014543							Page 2 of 2
Project Number	Project Agreement Number	Description	Quantity	List Price	Net Price	Tax	Line Total
82079911	CalCACC-23/24	Direct Charges	22		38,186.93	585.39	38,772.32

To pay your invoice online: Visit <https://ipay2.bizsys.pearson.com/register> to register.
 Already registered? Access your online account by visiting <https://ipay2.bizsys.pearson.com>

Invoice Total	Total Quantity	Subtotal	CGST	SGST	IGST	Total Tax	Invoice Total
		USD	USD	USD	USD	USD	USD
	22	\$38,186.93	\$	\$	\$	\$585.39	\$38,772.32

Invoice Total	Subtotal	Total Tax	Invoice Total
	USD	USD	USD
	\$38,186.93	\$585.39	\$38,772.32



Pearson

Charges for the Following Period:	September 2023
--	-----------------------

Enrollment/Unit Based Charges

Accounting and Regulatory Reporting	479.83
Connexus™ Annual License (EMS)	5,758.05
Curriculum Postage	417.94
Direct Course Instruction Support	365.75
Educational Resource Center	1,209.19
Enrollment and Records Management	506.59
Facility Support Services	25.00
Hardware/Software - Employees	300.00
Human Resources Support	625.00
Internet Subsidy Payment Processing	191.67
School Curriculum Supplies	208.33
Student Technology Assistance	3,258.33
Tangible and Intangible Instructional Materials	12,951.42
Technical Support and Repairs	1,439.51
	27,736.61

Revenue Based Charges

Marketing Services	1,229.45
School Administration	7,376.70
Treasury Services	1,844.17
	10,450.32

Total Amount Due

38,186.93



INVOICE

Customer Bill-to:
 California Connections Academy Central
 Coast
 33272 VALLE RD
 SAN JUAN CAPISTRANO, CA 92675

Attention:
 Accounts Payable

Customer Ship-to:
 California Connections Academy
 Central Coast
 33272 VALLE RD
 SAN JUAN CAPISTRANO, CA 92675

**Connections Education LLC dba
 Pearson Virtual Schools USA**
 509 S Exeter Street, Suite 202
 Baltimore, MD 21202
Tel: 1-800-843-0019
Email: poblsalesops@pearson.com
Tax ID No:
 68-0519943

Invoice Number : 91000014763
Date : 08-NOV-2023
Due Date :
Payment Terms :
Customer Account : 4235156
Project Number : 82079911
Currency : USD
Shipment Terms :
Purchase Order Number : CalCACC-23/24
Number of Pages : Page 1 of 2

<p>Total Ordered Quantity (No. Of Items) : 1</p> <p>Net Amount : USD \$84,858.82</p> <p>Tax Total : USD \$1,675.26</p> <p>Invoice Total : USD \$86,534.08</p> <p>Amount Due : USD \$86,534.08</p>	<p style="text-align: center;">REMITTANCE INFORMATION</p> <table border="1" style="width: 100%; border-collapse: collapse;"> <tr> <td style="width: 60%;">Make Checks Payable to:</td> <td style="width: 40%;">Bank Wire to:</td> </tr> <tr> <td>Pearson Virtual Schools USA 32369 Collection Center Drive Chicago, IL 60693-0323</td> <td>Bank Name : Bank of America N A</td> </tr> <tr> <td></td> <td>Bank Address :</td> </tr> <tr> <td></td> <td>ABA ACH No : 071000039</td> </tr> <tr> <td></td> <td>ABA Wire No : 026009593</td> </tr> <tr> <td></td> <td>SWIFT Code : BOFAUS3N</td> </tr> <tr> <td></td> <td>A/C No : 8188290225</td> </tr> <tr> <td></td> <td>Bank Account Name : Connections Education LLC dba Pearson Virtual Schools USA</td> </tr> </table>	Make Checks Payable to:	Bank Wire to:	Pearson Virtual Schools USA 32369 Collection Center Drive Chicago, IL 60693-0323	Bank Name : Bank of America N A		Bank Address :		ABA ACH No : 071000039		ABA Wire No : 026009593		SWIFT Code : BOFAUS3N		A/C No : 8188290225		Bank Account Name : Connections Education LLC dba Pearson Virtual Schools USA
Make Checks Payable to:	Bank Wire to:																
Pearson Virtual Schools USA 32369 Collection Center Drive Chicago, IL 60693-0323	Bank Name : Bank of America N A																
	Bank Address :																
	ABA ACH No : 071000039																
	ABA Wire No : 026009593																
	SWIFT Code : BOFAUS3N																
	A/C No : 8188290225																
	Bank Account Name : Connections Education LLC dba Pearson Virtual Schools USA																



Invoice Number: 91000014763							Page 2 of 2
Project Number	Project Agreement Number	Description	Quantity	List Price	Net Price	Tax	Line Total
82079911	CalCACC-23/24	Direct Charges	23		84,858.82	1,675.26	86,534.08

To pay your invoice online: Visit <https://ipay2.bizsys.pearson.com/register> to register.
 Already registered? Access your online account by visiting <https://ipay2.bizsys.pearson.com>

Invoice Total	Total Quantity	Subtotal	CGST	SGST	IGST	Total Tax	Invoice Total
		USD	USD	USD	USD	USD	USD
	23	\$84,858.82	\$	\$	\$	\$1,675.26	\$86,534.08

Invoice Total	Subtotal	Total Tax	Invoice Total
	USD	USD	USD
	\$84,858.82	\$1,675.26	\$86,534.08



Pearson

Charges for the Following Period:	October 2023
--	---------------------

Enrollment/Unit Based Charges

Accounting and Regulatory Reporting	943.82
Connexus™ Annual License (EMS)	11,325.85
Curriculum Postage	880.17
Direct Course Instruction Support	423.50
Educational Resource Center	2,378.43
Enrollment and Records Management	1,066.88
Facility Support Services	25.00
Hardware/Software - Employees	300.00
Human Resources Support	625.00
Internet Subsidy Payment Processing	503.69
Monthly Fee per Student on an IEP	2,700.00
School Curriculum Supplies	208.33
Student Technology Assistance	13,225.00
Tangible and Intangible Instructional Materials	26,936.87
Technical Support and Repairs	2,831.46
	64,374.00

Revenue Based Charges

Marketing Services	2,409.98
School Administration	14,459.87
Treasury Services	3,614.97
	20,484.82

Total Amount Due

84,858.82



INVOICE

Customer Bill-to:
 California Connections Academy North Bay
 33272 Valle Road
 SAN JUAN CAPISTRANO, CA 92675-4842

Attention:
 Accounts Payable

Customer Ship-to:
 California Connections Academy North Bay
 33272 Valle Road
 SAN JUAN CAPISTRANO, CA 92675-4842

Connections Education LLC dba Pearson Virtual Schools USA
 509 S Exeter Street, Suite 202
 Baltimore, MD 21202
Tel: 1-800-843-0019
Email: pobsalesops@pearson.com
Tax ID No:
 68-0519943

Invoice Number : 91000014093
Date : 25-AUG-2023
Due Date :
Payment Terms :
Customer Account : 3903212
Project Number : 82079974
Currency : USD
Shipment Terms :
Purchase Order Number : CalCANB-23/24
Number of Pages : Page 1 of 2

<table> <tr> <td>Total Ordered Quantity (No. Of Items) :</td> <td></td> <td style="text-align: right;">1</td> </tr> <tr> <td>Net Amount :</td> <td>USD</td> <td style="text-align: right;">\$51,242.80</td> </tr> <tr> <td>Tax Total :</td> <td>USD</td> <td style="text-align: right;">\$849.34</td> </tr> <tr> <td>Invoice Total :</td> <td>USD</td> <td style="text-align: right;">\$52,092.14</td> </tr> <tr> <td>Amount Due :</td> <td>USD</td> <td style="text-align: right;">\$52,092.14</td> </tr> </table>	Total Ordered Quantity (No. Of Items) :		1	Net Amount :	USD	\$51,242.80	Tax Total :	USD	\$849.34	Invoice Total :	USD	\$52,092.14	Amount Due :	USD	\$52,092.14	<table border="1"> <thead> <tr> <th colspan="2" style="text-align: center;">REMITTANCE INFORMATION</th> </tr> </thead> <tbody> <tr> <td style="border: none;">Make Checks Payable to:</td> <td style="border: none;">Bank Wire to:</td> </tr> <tr> <td style="border: none;">Pearson Virtual Schools USA 32369 Collection Center Drive Chicago, IL 60693-0323</td> <td style="border: none;">Bank Name : Bank of America N A</td> </tr> <tr> <td style="border: none;"></td> <td style="border: none;">Bank Address :</td> </tr> <tr> <td style="border: none;"></td> <td style="border: none;">ABA ACH No : 071000039</td> </tr> <tr> <td style="border: none;"></td> <td style="border: none;">ABA Wire No : 026009593</td> </tr> <tr> <td style="border: none;"></td> <td style="border: none;">SWIFT Code : BOFAUS3N</td> </tr> <tr> <td style="border: none;"></td> <td style="border: none;">A/C No : 8188290225</td> </tr> <tr> <td style="border: none;"></td> <td style="border: none;">Bank Account Name : Connections Education LLC dba Pearson Virtual Schools USA</td> </tr> </tbody> </table>	REMITTANCE INFORMATION		Make Checks Payable to:	Bank Wire to:	Pearson Virtual Schools USA 32369 Collection Center Drive Chicago, IL 60693-0323	Bank Name : Bank of America N A		Bank Address :		ABA ACH No : 071000039		ABA Wire No : 026009593		SWIFT Code : BOFAUS3N		A/C No : 8188290225		Bank Account Name : Connections Education LLC dba Pearson Virtual Schools USA
Total Ordered Quantity (No. Of Items) :		1																																
Net Amount :	USD	\$51,242.80																																
Tax Total :	USD	\$849.34																																
Invoice Total :	USD	\$52,092.14																																
Amount Due :	USD	\$52,092.14																																
REMITTANCE INFORMATION																																		
Make Checks Payable to:	Bank Wire to:																																	
Pearson Virtual Schools USA 32369 Collection Center Drive Chicago, IL 60693-0323	Bank Name : Bank of America N A																																	
	Bank Address :																																	
	ABA ACH No : 071000039																																	
	ABA Wire No : 026009593																																	
	SWIFT Code : BOFAUS3N																																	
	A/C No : 8188290225																																	
	Bank Account Name : Connections Education LLC dba Pearson Virtual Schools USA																																	



Invoice Number: 91000014093							Page 2 of 2
Project Number	Project Agreement Number	Description	Quantity	List Price	Net Price	Tax	Line Total
82079974	CalCANB-23/24	Direct Charges	22		51,242.80	849.34	52,092.14

To pay your invoice online: Visit <https://ipay2.bizsys.pearson.com/register> to register.
 Already registered? Access your online account by visiting <https://ipay2.bizsys.pearson.com>

Invoice Total	Total Quantity	Subtotal	CGST	SGST	IGST	Total Tax	Invoice Total
		USD	USD	USD	USD	USD	USD
	22	\$51,242.80	\$	\$	\$	\$849.34	\$52,092.14

Invoice Total	Subtotal	Total Tax	Invoice Total
	USD	USD	USD
	\$51,242.80	\$849.34	\$52,092.14



Pearson

Charges for the Following Period:

July 2023

Enrollment/Unit Based Charges

Accounting and Regulatory Reporting	608.61
Connexus™ Annual License (EMS)	7,303.27
Curriculum Postage	545.95
Educational Resource Center	1,533.69
Enrollment and Records Management	661.76
Facility Support Services	75.00
Hardware/Software - Employees	400.00
Human Resources Support	833.33
Internet Subsidy Payment Processing	300.00
School Curriculum Supplies	291.67
Student Technology Assistance	5,270.83
Tangible and Intangible Instructional Materials	17,110.21
Technical Support and Repairs	1,825.82
	36,760.14

Revenue Based Charges

Marketing Services	1,645.61
School Administration	9,873.64
Treasury Services	2,468.41
	13,987.66

Other Services

Summer School 2023	495.00
	495.00

Total Amount Due

51,242.80



Pearson

INVOICE

Customer Bill-to:
California Connections Academy North Bay
33272 Valle Road
SAN JUAN CAPISTRANO, CA 92675-4842

Attention:
Accounts Payable

Customer Ship-to:
California Connections Academy North Bay
33272 Valle Road
SAN JUAN CAPISTRANO, CA 92675-4842

Connections Education LLC dba Pearson Virtual Schools USA
509 S Exeter Street, Suite 202
Baltimore, MD 21202
Tel: 1-800-843-0019
Email: poblsalesops@pearson.com
Tax ID No: 68-0519943

Invoice Number : 91000014231
Date : 11-SEP-2023
Due Date :
Payment Terms :
Customer Account : 3903212
Project Number : 82079974
Currency : USD
Shipment Terms :
Purchase Order Number : CalCANB-23/24
Number of Pages : Page 1 of 2

Table with 2 main sections: Summary (Total Ordered Quantity, Net Amount, Tax Total, Invoice Total, Amount Due) and REMITTANCE INFORMATION (Make Checks Payable to, Bank Wire to details).



Invoice Number: 91000014231							Page 2 of 2
Project Number	Project Agreement Number	Description	Quantity	List Price	Net Price	Tax	Line Total
82079974	CalCANB-23/24	Direct Charges	21		50,747.77	849.34	51,597.11

To pay your invoice online: Visit <https://ipay2.bizsys.pearson.com/register> to register.
 Already registered? Access your online account by visiting <https://ipay2.bizsys.pearson.com>

Invoice Total	Total Quantity	Subtotal	CGST	SGST	IGST	Total Tax	Invoice Total
		USD	USD	USD	USD	USD	USD
	21	\$50,747.77	\$	\$	\$	\$849.34	\$51,597.11

Invoice Total	Subtotal	Total Tax	Invoice Total
	USD	USD	USD
	\$50,747.77	\$849.34	\$51,597.11



Pearson

Charges for the Following Period:

August 2023

Compensation Expenses

Enrollment/Unit Based Charges

Accounting and Regulatory Reporting	608.60
Connexus™ Annual License (EMS)	7,303.27
Curriculum Postage	545.96
Educational Resource Center	1,533.68
Enrollment and Records Management	661.76
Facility Support Services	75.00
Hardware/Software - Employees	400.00
Human Resources Support	833.34
Internet Subsidy Payment Processing	300.00
School Curriculum Supplies	291.66
Student Technology Assistance	5,270.84
Tangible and Intangible Instructional Materials	17,110.21
Technical Support and Repairs	1,825.81
	36,760.13

Revenue Based Charges

Marketing Services	1,645.60
School Administration	9,873.63
Treasury Services	2,468.41
	13,987.64

Total Amount Due

50,747.77



Pearson

INVOICE

Customer Bill-to:
 California Connections Academy North Bay
 33272 Valle Road
 SAN JUAN CAPISTRANO, CA 92675-4842

Attention:
 Accounts Payable

Customer Ship-to:
 California Connections Academy North Bay
 33272 Valle Road
 SAN JUAN CAPISTRANO, CA 92675-4842

Connections Education LLC dba Pearson Virtual Schools USA
 509 S Exeter Street, Suite 202
 Baltimore, MD 21202
 Tel: 1-800-843-0019
 Email: poblsalesops@pearson.com
 Tax ID No:
 68-0519943

Invoice Number : 91000014542
Date : 16-OCT-2023
Due Date :
Payment Terms :
Customer Account : 3903212
Project Number : 82079974
Currency : USD
Shipment Terms :
Purchase Order Number : CalCANB-23/24
Number of Pages : Page 1 of 2

			REMITTANCE INFORMATION	
Total Ordered Quantity (No. Of Items)	:		1	
Net Amount	:	USD	\$51,113.54	Make Checks Payable to:
Tax Total	:	USD	\$849.34	Pearson Virtual Schools USA
Invoice Total	:	USD	\$51,962.88	32369 Collection Center Drive
Amount Due	:	USD	\$51,962.88	Chicago, IL 60693-0323
				Bank Wire to:
				Bank Name : Bank of America N A
				Bank Address :
				ABA ACH No : 071000039
				ABA Wire No : 026009593
				SWIFT Code : BOFAUS3N
				A/C No : 8188290225
				Bank Account Name : Connections Education LLC dba Pearson Virtual Schools USA



Invoice Number: 91000014542							Page 2 of 2
Project Number	Project Agreement Number	Description	Quantity	List Price	Net Price	Tax	Line Total
82079974	CalCANB-23/24	Direct Charges	22		51,113.54	849.34	51,962.88

To pay your invoice online: Visit <https://ipay2.bizsys.pearson.com/register> to register.
 Already registered? Access your online account by visiting <https://ipay2.bizsys.pearson.com>

Invoice Total	Total Quantity	Subtotal	CGST	SGST	IGST	Total Tax	Invoice Total
		USD	USD	USD	USD	USD	USD
	22	\$51,113.54	\$	\$	\$	\$849.34	\$51,962.88

Invoice Total	Subtotal	Total Tax	Invoice Total
	USD	USD	USD
	\$51,113.54	\$849.34	\$51,962.88



Pearson

Charges for the Following Period:

September 2023

Enrollment/Unit Based Charges

Accounting and Regulatory Reporting	608.61
Connexus™ Annual License (EMS)	7,303.26
Curriculum Postage	545.95
Direct Course Instruction Support	365.75
Educational Resource Center	1,533.69
Enrollment and Records Management	661.76
Facility Support Services	75.00
Hardware/Software - Employees	400.00
Human Resources Support	833.33
Internet Subsidy Payment Processing	300.00
School Curriculum Supplies	291.67
Student Technology Assistance	5,270.83
Tangible and Intangible Instructional Materials	17,110.21
Technical Support and Repairs	1,825.82
	37,125.88

Revenue Based Charges

Marketing Services	1,645.61
School Administration	9,873.64
Treasury Services	2,468.41
	13,987.66

Total Amount Due

51,113.54



INVOICE

Customer Bill-to:
 California Connections Academy North Bay
 33272 Valle Road
 SAN JUAN CAPISTRANO, CA 92675-4842

Attention:
 Accounts Payable

Customer Ship-to:
 California Connections Academy North Bay
 33272 Valle Road
 SAN JUAN CAPISTRANO, CA 92675-4842

Connections Education LLC dba Pearson Virtual Schools USA
 509 S Exeter Street, Suite 202
 Baltimore, MD 21202
 Tel: 1-800-843-0019
 Email: poblsalesops@pearson.com
 Tax ID No:
 68-0519943

Invoice Number : 91000014767
Date : 08-NOV-2023
Due Date :
Payment Terms :
Customer Account : 3903212
Project Number : 82079974
Currency : USD
Shipment Terms :
Purchase Order Number : CalCANB-23/24
Number of Pages : Page 1 of 2

<table> <tr> <td>Total Ordered Quantity (No. Of Items)</td> <td>:</td> <td></td> <td style="text-align: right;">1</td> </tr> <tr> <td>Net Amount</td> <td>:</td> <td>USD</td> <td style="text-align: right;">\$75,905.73</td> </tr> <tr> <td>Tax Total</td> <td>:</td> <td>USD</td> <td style="text-align: right;">\$1,340.74</td> </tr> <tr> <td>Invoice Total</td> <td>:</td> <td>USD</td> <td style="text-align: right;">\$77,246.47</td> </tr> <tr> <td>Amount Due</td> <td>:</td> <td>USD</td> <td style="text-align: right;">\$77,246.47</td> </tr> </table>	Total Ordered Quantity (No. Of Items)	:		1	Net Amount	:	USD	\$75,905.73	Tax Total	:	USD	\$1,340.74	Invoice Total	:	USD	\$77,246.47	Amount Due	:	USD	\$77,246.47	<table border="1"> <thead> <tr> <th colspan="2" style="text-align: center;">REMITTANCE INFORMATION</th> </tr> </thead> <tbody> <tr> <td style="border-bottom: 1px dashed black;">Make Checks Payable to:</td> <td style="border-bottom: 1px dashed black;">Bank Wire to:</td> </tr> <tr> <td style="border-bottom: 1px dashed black;">Pearson Virtual Schools USA 32369 Collection Center Drive Chicago, IL 60693-0323</td> <td style="border-bottom: 1px dashed black;">Bank Name : Bank of America N A</td> </tr> <tr> <td style="border-bottom: 1px dashed black;"></td> <td style="border-bottom: 1px dashed black;">Bank Address :</td> </tr> <tr> <td style="border-bottom: 1px dashed black;"></td> <td style="border-bottom: 1px dashed black;">ABA ACH No : 071000039</td> </tr> <tr> <td style="border-bottom: 1px dashed black;"></td> <td style="border-bottom: 1px dashed black;">ABA Wire No : 026009593</td> </tr> <tr> <td style="border-bottom: 1px dashed black;"></td> <td style="border-bottom: 1px dashed black;">SWIFT Code : BOFAUS3N</td> </tr> <tr> <td style="border-bottom: 1px dashed black;"></td> <td style="border-bottom: 1px dashed black;">A/C No : 8188290225</td> </tr> <tr> <td style="border-bottom: 1px dashed black;"></td> <td style="border-bottom: 1px dashed black;">Bank Account Name : Connections Education LLC dba Pearson Virtual Schools USA</td> </tr> </tbody> </table>	REMITTANCE INFORMATION		Make Checks Payable to:	Bank Wire to:	Pearson Virtual Schools USA 32369 Collection Center Drive Chicago, IL 60693-0323	Bank Name : Bank of America N A		Bank Address :		ABA ACH No : 071000039		ABA Wire No : 026009593		SWIFT Code : BOFAUS3N		A/C No : 8188290225		Bank Account Name : Connections Education LLC dba Pearson Virtual Schools USA
Total Ordered Quantity (No. Of Items)	:		1																																				
Net Amount	:	USD	\$75,905.73																																				
Tax Total	:	USD	\$1,340.74																																				
Invoice Total	:	USD	\$77,246.47																																				
Amount Due	:	USD	\$77,246.47																																				
REMITTANCE INFORMATION																																							
Make Checks Payable to:	Bank Wire to:																																						
Pearson Virtual Schools USA 32369 Collection Center Drive Chicago, IL 60693-0323	Bank Name : Bank of America N A																																						
	Bank Address :																																						
	ABA ACH No : 071000039																																						
	ABA Wire No : 026009593																																						
	SWIFT Code : BOFAUS3N																																						
	A/C No : 8188290225																																						
	Bank Account Name : Connections Education LLC dba Pearson Virtual Schools USA																																						



Invoice Number: 91000014767							Page 2 of 2
Project Number	Project Agreement Number	Description	Quantity	List Price	Net Price	Tax	Line Total
82079974	CalCANB-23/24	Direct Charges	23		75,905.73	1,340.74	77,246.47

To pay your invoice online: Visit <https://ipay2.bizsys.pearson.com/register> to register.
 Already registered? Access your online account by visiting <https://ipay2.bizsys.pearson.com>

Invoice Total	Total Quantity	Subtotal	CGST	SGST	IGST	Total Tax	Invoice Total
		USD	USD	USD	USD	USD	USD
	23	\$75,905.73	\$	\$	\$	\$1,340.74	\$77,246.47

Invoice Total	Subtotal	Total Tax	Invoice Total
	USD	USD	USD
	\$75,905.73	\$1,340.74	\$77,246.47



Pearson

Charges for the Following Period:

October 2023

Enrollment/Unit Based Charges

Accounting and Regulatory Reporting	890.85
Connexus™ Annual License (EMS)	10,690.20
Curriculum Postage	694.14
Direct Course Instruction Support	363.00
Educational Resource Center	2,244.94
Enrollment and Records Management	841.39
Facility Support Services	75.00
Hardware/Software - Employees	400.00
Human Resources Support	833.33
Internet Subsidy Payment Processing	445.55
Monthly Fee per Student on an IEP	3,000.00
School Curriculum Supplies	291.67
Student Technology Assistance	10,445.83
Tangible and Intangible Instructional Materials	21,000.25
Technical Support and Repairs	2,672.55
	54,888.70

Revenue Based Charges

Marketing Services	2,472.59
School Administration	14,835.55
Treasury Services	3,708.89
	21,017.03

Total Amount Due

75,905.73



Pearson

INVOICE

Customer Bill-to:
California Connections Academy Monterey
Bay
33272 Valle Road
SAN JUAN CAPISTRANO, CA 92675-4842

Attention:
Accounts Payable

Customer Ship-to:
California Connections Academy
Monterey Bay
33272 Valle Road
SAN JUAN CAPISTRANO, CA
92675-4842

Connections Education LLC dba
Pearson Virtual Schools USA
509 S Exeter Street, Suite 202
Baltimore, MD 21202
Tel: 1-800-843-0019
Email: poblsalesops@pearson.com
Tax ID No:
68-0519943

Invoice Number : 91000014095
Date : 25-AUG-2023
Due Date :
Payment Terms :
Customer Account : 3973052
Project Number : 82079973
Currency : USD
Shipment Terms :
Purchase Order Number : CalCAMB-23/24
Number of Pages : Page 1 of 2

Table with 2 main columns: Summary and REMITTANCE INFORMATION. Summary includes Total Ordered Quantity (1), Net Amount (\$164,979.46), Tax Total (\$2,599.03), Invoice Total (\$167,578.49), and Amount Due (\$167,578.49). REMITTANCE INFORMATION includes Make Checks Payable to (Pearson Virtual Schools USA) and Bank Wire to (Bank of America N A).



Invoice Number: 91000014095							Page 2 of 2
Project Number	Project Agreement Number	Description	Quantity	List Price	Net Price	Tax	Line Total
82079973	CalCAMB-23/24	Direct Charges	22		164,979.46	2,599.03	167,578.49

To pay your invoice online: Visit <https://ipay2.bizsys.pearson.com/register> to register.
 Already registered? Access your online account by visiting <https://ipay2.bizsys.pearson.com>

Invoice Total	Total Quantity	Subtotal	CGST	SGST	IGST	Total Tax	Invoice Total
		USD	USD	USD	USD	USD	USD
	22	\$164,979.46	\$	\$	\$	\$2,599.03	\$167,578.49

Invoice Total	Subtotal	Total Tax	Invoice Total
	USD	USD	USD
	\$164,979.46	\$2,599.03	\$167,578.49



Pearson

Charges for the Following Period:

July 2023

Enrollment/Unit Based Charges

Accounting and Regulatory Reporting	2,045.20
Connexus™ Annual License (EMS)	24,542.45
Curriculum Postage	1,856.40
Educational Resource Center	5,153.91
Enrollment and Records Management	2,250.18
Facility Support Services	150.00
Hardware/Software - Employees	1,300.00
Human Resources Support	2,708.33
Internet Subsidy Payment Processing	854.17
School Curriculum Supplies	958.33
Student Technology Assistance	14,422.92
Tangible and Intangible Instructional Materials	57,639.65
Technical Support and Repairs	6,135.61
	120,017.15

Revenue Based Charges

Marketing Services	5,030.86
School Administration	30,185.16
Treasury Services	7,546.29
	42,762.31

Other Services

Summer School 2022	2,200.00
	2,200.00

Total Amount Due

164,979.46



Pearson

INVOICE

Customer Bill-to:
California Connections Academy Monterey
Bay
33272 Valle Road
SAN JUAN CAPISTRANO, CA 92675-4842

Attention:
Accounts Payable

Customer Ship-to:
California Connections Academy
Monterey Bay
33272 Valle Road
SAN JUAN CAPISTRANO, CA
92675-4842

Connections Education LLC dba
Pearson Virtual Schools USA
509 S Exeter Street, Suite 202
Baltimore, MD 21202
Tel: 1-800-843-0019
Email: pobsalesops@pearson.com
Tax ID No:
68-0519943

Invoice Number : 91000014232
Date : 11-SEP-2023
Due Date :
Payment Terms :
Customer Account : 3973052
Project Number : 82079973
Currency : USD
Shipment Terms :
Purchase Order Number : CalCAMB-23/24
Number of Pages : Page 1 of 2

Table with 2 main columns: Summary (Total Ordered Quantity, Net Amount, Tax Total, Invoice Total, Amount Due) and REMITTANCE INFORMATION (Make Checks Payable to, Bank Wire to, Bank Name, Bank Address, ABA ACH No, ABA Wire No, SWIFT Code, A/C No, Bank Account Name).



Invoice Number: 91000014232							Page 2 of 2
Project Number	Project Agreement Number	Description	Quantity	List Price	Net Price	Tax	Line Total
82079973	CalCAMB-23/24	Direct Charges	22		162,779.48	2,599.03	165,378.51

To pay your invoice online: Visit <https://ipay2.bizsys.pearson.com/register> to register.
 Already registered? Access your online account by visiting <https://ipay2.bizsys.pearson.com>

Invoice Total	Total Quantity	Subtotal	CGST	SGST	IGST	Total Tax	Invoice Total
		USD	USD	USD	USD	USD	USD
	22	\$162,779.48	\$	\$	\$	\$2,599.03	\$165,378.51

Invoice Total	Subtotal	Total Tax	Invoice Total
	USD	USD	USD
	\$162,779.48	\$2,599.03	\$165,378.51



Pearson

Charges for the Following Period:

August 2023

Enrollment/Unit Based Charges

Accounting and Regulatory Reporting	2,045.21
Connexus™ Annual License (EMS)	24,542.44
Curriculum Postage	1,856.40
Educational Resource Center	5,153.92
Enrollment and Records Management	2,250.18
Facility Support Services	150.00
Hardware/Software - Employees	1,300.00
Human Resources Support	2,708.34
Internet Subsidy Payment Processing	854.16
School Curriculum Supplies	958.34
Student Technology Assistance	14,422.91
Tangible and Intangible Instructional Materials	57,639.66
Technical Support and Repairs	6,135.61
	120,017.17

Revenue Based Charges

Marketing Services	5,030.86
School Administration	30,185.16
Treasury Services	7,546.29
	42,762.31

Total Amount Due

162,779.48



Pearson

INVOICE

Customer Bill-to:
 California Connections Academy Monterey Bay
 33272 Valle Road
 SAN JUAN CAPISTRANO, CA 92675-4842

Attention:
 Accounts Payable

Customer Ship-to:
 California Connections Academy Monterey Bay
 33272 Valle Road
 SAN JUAN CAPISTRANO, CA 92675-4842

Connections Education LLC dba Pearson Virtual Schools USA
 509 S Exeter Street, Suite 202
 Baltimore, MD 21202
 Tel: 1-800-843-0019
 Email: poblsalesops@pearson.com
 Tax ID No:
 68-0519943

Invoice Number : 91000014544
Date : 16-OCT-2023
Due Date :
Payment Terms :
Customer Account : 3973052
Project Number : 82079973
Currency : USD
Shipment Terms :
Purchase Order Number : CalCAMB-23/24
Number of Pages : Page 1 of 2

Total Ordered Quantity (No. Of Items) :		1	REMITTANCE INFORMATION																	
Net Amount :	USD	\$164,399.19	<table style="width: 100%; border-collapse: collapse;"> <tr> <td style="width: 50%; border-bottom: 1px dashed black;">Make Checks Payable to:</td> <td style="width: 50%; border-bottom: 1px dashed black;">Bank Wire to:</td> </tr> <tr> <td style="border-bottom: 1px dashed black;">Pearson Virtual Schools USA 32369 Collection Center Drive Chicago, IL 60693-0323</td> <td style="border-bottom: 1px dashed black;">Bank Name : Bank of America N A</td> </tr> <tr> <td style="border-bottom: 1px dashed black;"></td> <td style="border-bottom: 1px dashed black;">Bank Address :</td> </tr> <tr> <td style="border-bottom: 1px dashed black;"></td> <td style="border-bottom: 1px dashed black;">ABA ACH No : 071000039</td> </tr> <tr> <td style="border-bottom: 1px dashed black;"></td> <td style="border-bottom: 1px dashed black;">ABA Wire No : 026009593</td> </tr> <tr> <td style="border-bottom: 1px dashed black;"></td> <td style="border-bottom: 1px dashed black;">SWIFT Code : BOFAUS3N</td> </tr> <tr> <td style="border-bottom: 1px dashed black;"></td> <td style="border-bottom: 1px dashed black;">A/C No : 8188290225</td> </tr> <tr> <td style="border-bottom: 1px dashed black;"></td> <td style="border-bottom: 1px dashed black;">Bank Account Name : Connections Education LLC dba Pearson Virtual Schools USA</td> </tr> </table>		Make Checks Payable to:	Bank Wire to:	Pearson Virtual Schools USA 32369 Collection Center Drive Chicago, IL 60693-0323	Bank Name : Bank of America N A		Bank Address :		ABA ACH No : 071000039		ABA Wire No : 026009593		SWIFT Code : BOFAUS3N		A/C No : 8188290225		Bank Account Name : Connections Education LLC dba Pearson Virtual Schools USA
Make Checks Payable to:	Bank Wire to:																			
Pearson Virtual Schools USA 32369 Collection Center Drive Chicago, IL 60693-0323	Bank Name : Bank of America N A																			
	Bank Address :																			
	ABA ACH No : 071000039																			
	ABA Wire No : 026009593																			
	SWIFT Code : BOFAUS3N																			
	A/C No : 8188290225																			
	Bank Account Name : Connections Education LLC dba Pearson Virtual Schools USA																			
Tax Total :	USD	\$2,599.03																		
Invoice Total :	USD	\$166,998.22																		
Amount Due :	USD	\$166,998.22																		



Invoice Number: 91000014544							Page 2 of 2
Project Number	Project Agreement Number	Description	Quantity	List Price	Net Price	Tax	Line Total
82079973	CalCAMB-23/24	Direct Charges	22		164,399.19	2,599.03	166,998.22

To pay your invoice online: Visit <https://ipay2.bizsys.pearson.com/register> to register.
 Already registered? Access your online account by visiting <https://ipay2.bizsys.pearson.com>

Invoice Total	Total Quantity	Subtotal	CGST	SGST	IGST	Total Tax	Invoice Total
		USD	USD	USD	USD	USD	USD
	22	\$164,399.19	\$	\$	\$	\$2,599.03	\$166,998.22

Invoice Total	Subtotal	Total Tax	Invoice Total
	USD	USD	USD
	\$164,399.19	\$2,599.03	\$166,998.22



Pearson

Charges for the Following Period:

September 2023

Enrollment/Unit Based Charges

Accounting and Regulatory Reporting	2,045.20
Connexus™ Annual License (EMS)	24,542.45
Curriculum Postage	1,856.40
Direct Course Instruction Support	1,619.75
Educational Resource Center	5,153.91
Enrollment and Records Management	2,250.18
Facility Support Services	150.00
Hardware/Software - Employees	1,300.00
Human Resources Support	2,708.33
Internet Subsidy Payment Processing	854.17
School Curriculum Supplies	958.33
Student Technology Assistance	14,422.92
Tangible and Intangible Instructional Materials	57,639.63
Technical Support and Repairs	6,135.61
	121,636.88

Revenue Based Charges

Marketing Services	5,030.86
School Administration	30,185.16
Treasury Services	7,546.29
	42,762.31

Total Amount Due

164,399.19



INVOICE

Customer Bill-to:
 California Connections Academy Monterey Bay
 33272 Valle Road
 SAN JUAN CAPISTRANO, CA 92675-4842

Attention:
 Accounts Payable

Customer Ship-to:
 California Connections Academy Monterey Bay
 33272 Valle Road
 SAN JUAN CAPISTRANO, CA 92675-4842

Connections Education LLC dba Pearson Virtual Schools USA
 509 S Exeter Street, Suite 202
 Baltimore, MD 21202
Tel: 1-800-843-0019
Email: poblsalesops@pearson.com
Tax ID No:
 68-0519943

Invoice Number : 91000014765
Date : 08-NOV-2023
Due Date :
Payment Terms :
Customer Account : 3973052
Project Number : 82079973
Currency : USD
Shipment Terms :
Purchase Order Number : CalCAMB-23/24
Number of Pages : Page 1 of 2

<table border="0"> <tr> <td>Total Ordered Quantity (No. Of Items) :</td> <td></td> <td></td> <td style="text-align: right;">1</td> </tr> <tr> <td>Net Amount :</td> <td>USD</td> <td></td> <td style="text-align: right;">\$259,095.31</td> </tr> <tr> <td>Tax Total :</td> <td>USD</td> <td></td> <td style="text-align: right;">\$4,162.29</td> </tr> <tr> <td>Invoice Total :</td> <td>USD</td> <td></td> <td style="text-align: right;">\$263,257.60</td> </tr> <tr> <td>Amount Due :</td> <td>USD</td> <td></td> <td style="text-align: right;">\$263,257.60</td> </tr> </table>	Total Ordered Quantity (No. Of Items) :			1	Net Amount :	USD		\$259,095.31	Tax Total :	USD		\$4,162.29	Invoice Total :	USD		\$263,257.60	Amount Due :	USD		\$263,257.60	<table border="1" style="width: 100%; border-collapse: collapse;"> <thead> <tr> <th colspan="2" style="text-align: center;">REMITTANCE INFORMATION</th> </tr> </thead> <tbody> <tr> <td style="border: none;">Make Checks Payable to:</td> <td style="border: none;">Bank Wire to:</td> </tr> <tr> <td style="border: none;">Pearson Virtual Schools USA 32369 Collection Center Drive Chicago, IL 60693-0323</td> <td style="border: none;">Bank Name : Bank of America N A</td> </tr> <tr> <td style="border: none;"></td> <td style="border: none;">Bank Address :</td> </tr> <tr> <td style="border: none;"></td> <td style="border: none;">ABA ACH No : 071000039</td> </tr> <tr> <td style="border: none;"></td> <td style="border: none;">ABA Wire No : 026009593</td> </tr> <tr> <td style="border: none;"></td> <td style="border: none;">SWIFT Code : BOFAUS3N</td> </tr> <tr> <td style="border: none;"></td> <td style="border: none;">A/C No : 8188290225</td> </tr> <tr> <td style="border: none;"></td> <td style="border: none;">Bank Account Name : Connections Education LLC dba Pearson Virtual Schools USA</td> </tr> </tbody> </table>	REMITTANCE INFORMATION		Make Checks Payable to:	Bank Wire to:	Pearson Virtual Schools USA 32369 Collection Center Drive Chicago, IL 60693-0323	Bank Name : Bank of America N A		Bank Address :		ABA ACH No : 071000039		ABA Wire No : 026009593		SWIFT Code : BOFAUS3N		A/C No : 8188290225		Bank Account Name : Connections Education LLC dba Pearson Virtual Schools USA
Total Ordered Quantity (No. Of Items) :			1																																				
Net Amount :	USD		\$259,095.31																																				
Tax Total :	USD		\$4,162.29																																				
Invoice Total :	USD		\$263,257.60																																				
Amount Due :	USD		\$263,257.60																																				
REMITTANCE INFORMATION																																							
Make Checks Payable to:	Bank Wire to:																																						
Pearson Virtual Schools USA 32369 Collection Center Drive Chicago, IL 60693-0323	Bank Name : Bank of America N A																																						
	Bank Address :																																						
	ABA ACH No : 071000039																																						
	ABA Wire No : 026009593																																						
	SWIFT Code : BOFAUS3N																																						
	A/C No : 8188290225																																						
	Bank Account Name : Connections Education LLC dba Pearson Virtual Schools USA																																						



Invoice Number: 91000014765							Page 2 of 2
Project Number	Project Agreement Number	Description	Quantity	List Price	Net Price	Tax	Line Total
82079973	CalCAMB-23/24	Direct Charges	23		259,095.31	4,162.29	263,257.60

To pay your invoice online: Visit <https://ipay2.bizsys.pearson.com/register> to register.
 Already registered? Access your online account by visiting <https://ipay2.bizsys.pearson.com>

Invoice Total	Total Quantity	Subtotal	CGST	SGST	IGST	Total Tax	Invoice Total
		USD	USD	USD	USD	USD	USD
	23	\$259,095.31	\$	\$	\$	\$4,162.29	\$263,257.60

Invoice Total	Subtotal	Total Tax	Invoice Total
	USD	USD	USD
	\$259,095.31	\$4,162.29	\$263,257.60



Pearson

Charges for the Following Period:

October 2023

Enrollment/Unit Based Charges

Accounting and Regulatory Reporting	3,314.39
Connexus™ Annual License (EMS)	39,772.66
Curriculum Postage	2,251.80
Direct Course Instruction Support	2,117.50
Educational Resource Center	8,352.26
Enrollment and Records Management	2,729.46
Facility Support Services	150.00
Hardware/Software - Employees	1,700.00
Human Resources Support	3,541.67
Internet Subsidy Payment Processing	1,012.50
Monthly Fee per Student on an IEP	12,750.00
School Curriculum Supplies	1,125.00
Student Technology Assistance	30,331.25
Tangible and Intangible Instructional Materials	70,332.63
Technical Support and Repairs	9,943.17
	189,424.29

Revenue Based Charges

Marketing Services	8,196.59
School Administration	49,179.54
Treasury Services	12,294.89
	69,671.02

Total Amount Due

259,095.31



Pearson

INVOICE

Customer Bill-to:
California Connections Academy Northern
California
33272 Valle Road
SAN JUAN CAPISTRANO, CA 92675-
4842

Attention:
Accounts Payable

Customer Ship-to:
California Connections Academy
Northern California
33272 Valle Road
SAN JUAN CAPISTRANO, CA
92675-4842

Connections Education LLC dba
Pearson Virtual Schools USA
509 S Exeter Street, Suite 202
Baltimore, MD 21202
Tel: 1-800-843-0019
Email: poblsalesops@pearson.com
Tax ID No:
68-0519943

Invoice Number : 91000014092
Date : 25-AUG-2023
Due Date :
Payment Terms :
Customer Account : 3922560
Project Number : 82079975
Currency : USD
Shipment Terms :
Purchase Order Number : CalCANC-23/24
Number of Pages : Page 1 of 2

Table with 2 main sections: Summary (Total Ordered Quantity, Net Amount, Tax Total, Invoice Total, Amount Due) and REMITTANCE INFORMATION (Make Checks Payable to, Bank Wire to details).



Invoice Number: 91000014092							Page 2 of 2
Project Number	Project Agreement Number	Description	Quantity	List Price	Net Price	Tax	Line Total
82079975	CalCANC-23/24	Direct Charges	23		630,748.64	10,431.38	641,180.02

To pay your invoice online: Visit <https://ipay2.bizsys.pearson.com/register> to register.
 Already registered? Access your online account by visiting <https://ipay2.bizsys.pearson.com>

Invoice Total	Total Quantity	Subtotal	CGST	SGST	IGST	Total Tax	Invoice Total
		USD	USD	USD	USD	USD	USD
	23	\$630,748.64	\$	\$	\$	\$10,431.38	\$641,180.02

Invoice Total	Subtotal	Total Tax	Invoice Total
	USD	USD	USD
	\$630,748.64	\$10,431.38	\$641,180.02



Pearson

Charges for the Following Period:

July 2023

Enrollment/Unit Based Charges

Accounting and Regulatory Reporting	7,732.00
Community Outreach	4,166.67
Connexus™ Annual License (EMS)	92,784.02
Curriculum Postage	6,633.17
Educational Resource Center	19,484.64
Enrollment and Records Management	8,040.20
Facility Support Services	525.00
Hardware/Software - Employees	5,050.00
Human Resources Support	10,520.83
Internet Subsidy Payment Processing	3,635.42
School Curriculum Supplies	3,708.33
Student Technology Assistance	65,885.42
Tangible and Intangible Instructional Materials	204,940.29
Technical Support and Repairs	23,196.00
	456,301.99

Revenue Based Charges

Marketing Services	19,423.14
School Administration	116,538.81
Treasury Services	29,134.70
	165,096.65

Other Services

Summer School 2022	9,350.00
	9,350.00

Total Amount Due

630,748.64



Pearson

INVOICE

Customer Bill-to:
California Connections Academy Northern
California
33272 Valle Road
SAN JUAN CAPISTRANO, CA 92675-
4842

Attention:
Accounts Payable

Customer Ship-to:
California Connections Academy
Northern California
33272 Valle Road
SAN JUAN CAPISTRANO, CA
92675-4842

Connections Education LLC dba
Pearson Virtual Schools USA
509 S Exeter Street, Suite 202
Baltimore, MD 21202
Tel: 1-800-843-0019
Email: poblsalesops@pearson.com
Tax ID No:
68-0519943

Invoice Number : 91000014230
Date : 11-SEP-2023
Due Date :
Payment Terms :
Customer Account : 3922560
Project Number : 82079975
Currency : USD
Shipment Terms :
Purchase Order Number : CalCANC-23/24
Number of Pages : Page 1 of 2

Table with 2 main columns: Summary and REMITTANCE INFORMATION. Summary includes Total Ordered Quantity (2), Net Amount (\$621,398.59), Tax Total (\$10,431.38), Invoice Total (\$631,829.97), and Amount Due (\$631,829.97). REMITTANCE INFORMATION includes Make Checks Payable to (Pearson Virtual Schools USA) and Bank Wire to (Bank of America N A).



Invoice Number: 91000014230							Page 2 of 2
Project Number	Project Agreement Number	Description	Quantity	List Price	Net Price	Tax	Line Total
82079975	CalCANC-23/24	Direct Charges	23		621,398.59	10,431.38	631,829.97
82079975	CalCANC-23/24	Pass Through	1		0.00	0.00	0.00

To pay your invoice online: Visit <https://ipay2.bizsys.pearson.com/register> to register.
 Already registered? Access your online account by visiting <https://ipay2.bizsys.pearson.com>

Invoice Total	Total Quantity	Subtotal	CGST	SGST	IGST	Total Tax	Invoice Total
		USD	USD	USD	USD	USD	USD
	24	\$621,398.59	\$	\$	\$	\$10,431.38	\$631,829.97

Invoice Total	Subtotal	Total Tax	Invoice Total
	USD	USD	USD
	\$621,398.59	\$10,431.38	\$631,829.97



Pearson

Charges for the Following Period:

August 2023

Compensation Expenses

Enrollment/Unit Based Charges

Accounting and Regulatory Reporting	7,732.00
Community Outreach	4,166.66
Connexus™ Annual License (EMS)	92,784.01
Curriculum Postage	6,633.16
Educational Resource Center	19,484.65
Enrollment and Records Management	8,040.20
Facility Support Services	525.00
Hardware/Software - Employees	5,050.00
Human Resources Support	10,520.84
Internet Subsidy Payment Processing	3,635.41
School Curriculum Supplies	3,708.34
Student Technology Assistance	65,885.41
Tangible and Intangible Instructional Materials	204,940.25
Technical Support and Repairs	23,196.01

456,301.94

Revenue Based Charges

Marketing Services	19,423.13
School Administration	116,538.81
Treasury Services	29,134.71

165,096.65

Total Amount Due

621,398.59



Pearson

INVOICE

Customer Bill-to:
 California Connections Academy Northern
 California
 33272 Valle Road
 SAN JUAN CAPISTRANO, CA 92675-
 4842

Attention:
 Accounts Payable

Customer Ship-to:
 California Connections Academy
 Northern California
 33272 Valle Road
 SAN JUAN CAPISTRANO, CA
 92675-4842

**Connections Education LLC dba
 Pearson Virtual Schools USA**
 509 S Exeter Street, Suite 202
 Baltimore, MD 21202
Tel: 1-800-843-0019
Email: poblsalesops@pearson.com
Tax ID No:
 68-0519943

Invoice Number : 91000014541
Date : 16-OCT-2023
Due Date :
Payment Terms :
Customer Account : 3922560
Project Number : 82079975
Currency : USD
Shipment Terms :
Purchase Order Number : CalCANC-23/24
Number of Pages : Page 1 of 2

Total Ordered Quantity (No. Of Items) :	1	REMITTANCE INFORMATION																	
Net Amount :	USD	\$624,690.39	<table style="width: 100%; border-collapse: collapse;"> <tr> <td style="border-bottom: 1px dashed black;">Make Checks Payable to:</td> <td style="border-bottom: 1px dashed black;">Bank Wire to:</td> </tr> <tr> <td style="border-bottom: 1px dashed black;">Pearson Virtual Schools USA</td> <td style="border-bottom: 1px dashed black;">Bank Name : Bank of America N A</td> </tr> <tr> <td style="border-bottom: 1px dashed black;">32369 Collection Center Drive</td> <td style="border-bottom: 1px dashed black;">Bank Address :</td> </tr> <tr> <td style="border-bottom: 1px dashed black;">Chicago, IL 60693-0323</td> <td style="border-bottom: 1px dashed black;">ABA ACH No : 071000039</td> </tr> <tr> <td style="border-bottom: 1px dashed black;"></td> <td style="border-bottom: 1px dashed black;">ABA Wire No : 026009593</td> </tr> <tr> <td style="border-bottom: 1px dashed black;"></td> <td style="border-bottom: 1px dashed black;">SWIFT Code : BOFAUS3N</td> </tr> <tr> <td style="border-bottom: 1px dashed black;"></td> <td style="border-bottom: 1px dashed black;">A/C No : 8188290225</td> </tr> <tr> <td style="border-bottom: 1px dashed black;"></td> <td style="border-bottom: 1px dashed black;">Bank Account Name : Connections Education LLC dba Pearson Virtual Schools USA</td> </tr> </table>	Make Checks Payable to:	Bank Wire to:	Pearson Virtual Schools USA	Bank Name : Bank of America N A	32369 Collection Center Drive	Bank Address :	Chicago, IL 60693-0323	ABA ACH No : 071000039		ABA Wire No : 026009593		SWIFT Code : BOFAUS3N		A/C No : 8188290225		Bank Account Name : Connections Education LLC dba Pearson Virtual Schools USA
Make Checks Payable to:	Bank Wire to:																		
Pearson Virtual Schools USA	Bank Name : Bank of America N A																		
32369 Collection Center Drive	Bank Address :																		
Chicago, IL 60693-0323	ABA ACH No : 071000039																		
	ABA Wire No : 026009593																		
	SWIFT Code : BOFAUS3N																		
	A/C No : 8188290225																		
	Bank Account Name : Connections Education LLC dba Pearson Virtual Schools USA																		
Tax Total :	USD	\$10,431.38																	
Invoice Total :	USD	\$635,121.77																	
Amount Due :	USD	\$635,121.77																	



Invoice Number: 91000014541							Page 2 of 2
Project Number	Project Agreement Number	Description	Quantity	List Price	Net Price	Tax	Line Total
82079975	CalCANC-23/24	Direct Charges	23		624,690.39	10,431.38	635,121.77

To pay your invoice online: Visit <https://ipay2.bizsys.pearson.com/register> to register.
 Already registered? Access your online account by visiting <https://ipay2.bizsys.pearson.com>

Invoice Total	Total Quantity	Subtotal	CGST	SGST	IGST	Total Tax	Invoice Total
		USD	USD	USD	USD	USD	USD
	23	\$624,690.39	\$	\$	\$	\$10,431.38	\$635,121.77

Invoice Total	Subtotal	Total Tax	Invoice Total
	USD	USD	USD
	\$624,690.39	\$10,431.38	\$635,121.77



Pearson

Charges for the Following Period:	September 2023
--	-----------------------

Enrollment/Unit Based Charges

Accounting and Regulatory Reporting	7,732.00
Community Outreach	4,166.67
Connexus™ Annual License (EMS)	92,784.02
Curriculum Postage	6,633.17
Direct Course Instruction Support	3,291.75
Educational Resource Center	19,484.64
Enrollment and Records Management	8,040.20
Facility Support Services	525.00
Hardware/Software - Employees	5,050.00
Human Resources Support	10,520.83
Internet Subsidy Payment Processing	3,635.42
School Curriculum Supplies	3,708.33
Student Technology Assistance	65,885.42
Tangible and Intangible Instructional Materials	204,940.29
Technical Support and Repairs	23,196.00

459,593.74

Revenue Based Charges

Marketing Services	19,423.14
School Administration	116,538.81
Treasury Services	29,134.70

165,096.65

Total Amount Due

624,690.39



INVOICE

Customer Bill-to:
 California Connections Academy Northern
 California
 33272 Valle Road
 SAN JUAN CAPISTRANO, CA 92675-
 4842

Attention:
 Accounts Payable

Customer Ship-to:
 California Connections Academy
 Northern California
 33272 Valle Road
 SAN JUAN CAPISTRANO, CA
 92675-4842

**Connections Education LLC dba
 Pearson Virtual Schools USA**
 509 S Exeter Street, Suite 202
 Baltimore, MD 21202
Tel: 1-800-843-0019
Email: poblsalesops@pearson.com
Tax ID No:
 68-0519943

Invoice Number : 91000014766
Date : 08-NOV-2023
Due Date :
Payment Terms :
Customer Account : 3922560
Project Number : 82079975
Currency : USD
Shipment Terms :
Purchase Order Number : CalCANC-23/24
Number of Pages : Page 1 of 2

<table> <tr> <td>Total Ordered Quantity (No. Of Items)</td> <td>:</td> <td></td> <td>1</td> </tr> <tr> <td>Net Amount</td> <td>:</td> <td>USD</td> <td>\$587,140.39</td> </tr> <tr> <td>Tax Total</td> <td>:</td> <td>USD</td> <td>\$9,136.47</td> </tr> <tr> <td>Invoice Total</td> <td>:</td> <td>USD</td> <td>\$596,276.86</td> </tr> <tr> <td>Amount Due</td> <td>:</td> <td>USD</td> <td>\$596,276.86</td> </tr> </table>	Total Ordered Quantity (No. Of Items)	:		1	Net Amount	:	USD	\$587,140.39	Tax Total	:	USD	\$9,136.47	Invoice Total	:	USD	\$596,276.86	Amount Due	:	USD	\$596,276.86	<table border="1"> <thead> <tr> <th colspan="2" style="text-align: center;">REMITTANCE INFORMATION</th> </tr> </thead> <tbody> <tr> <td style="border: 1px dashed black;">Make Checks Payable to:</td> <td style="border: 1px dashed black;">Bank Wire to:</td> </tr> <tr> <td style="border: 1px dashed black;">Pearson Virtual Schools USA 32369 Collection Center Drive Chicago, IL 60693-0323</td> <td style="border: 1px dashed black;">Bank Name : Bank of America N A</td> </tr> <tr> <td style="border: 1px dashed black;"></td> <td style="border: 1px dashed black;">Bank Address :</td> </tr> <tr> <td style="border: 1px dashed black;"></td> <td style="border: 1px dashed black;">ABA ACH No : 071000039</td> </tr> <tr> <td style="border: 1px dashed black;"></td> <td style="border: 1px dashed black;">ABA Wire No : 026009593</td> </tr> <tr> <td style="border: 1px dashed black;"></td> <td style="border: 1px dashed black;">SWIFT Code : BOFAUS3N</td> </tr> <tr> <td style="border: 1px dashed black;"></td> <td style="border: 1px dashed black;">A/C No : 8188290225</td> </tr> <tr> <td style="border: 1px dashed black;"></td> <td style="border: 1px dashed black;">Bank Account Name : Connections Education LLC dba Pearson Virtual Schools USA</td> </tr> </tbody> </table>	REMITTANCE INFORMATION		Make Checks Payable to:	Bank Wire to:	Pearson Virtual Schools USA 32369 Collection Center Drive Chicago, IL 60693-0323	Bank Name : Bank of America N A		Bank Address :		ABA ACH No : 071000039		ABA Wire No : 026009593		SWIFT Code : BOFAUS3N		A/C No : 8188290225		Bank Account Name : Connections Education LLC dba Pearson Virtual Schools USA
Total Ordered Quantity (No. Of Items)	:		1																																				
Net Amount	:	USD	\$587,140.39																																				
Tax Total	:	USD	\$9,136.47																																				
Invoice Total	:	USD	\$596,276.86																																				
Amount Due	:	USD	\$596,276.86																																				
REMITTANCE INFORMATION																																							
Make Checks Payable to:	Bank Wire to:																																						
Pearson Virtual Schools USA 32369 Collection Center Drive Chicago, IL 60693-0323	Bank Name : Bank of America N A																																						
	Bank Address :																																						
	ABA ACH No : 071000039																																						
	ABA Wire No : 026009593																																						
	SWIFT Code : BOFAUS3N																																						
	A/C No : 8188290225																																						
	Bank Account Name : Connections Education LLC dba Pearson Virtual Schools USA																																						



Invoice Number: 91000014766							Page 2 of 2
Project Number	Project Agreement Number	Description	Quantity	List Price	Net Price	Tax	Line Total
82079975	CalCANC-23/24	Direct Charges	24		587,140.39	9,136.47	596,276.86

To pay your invoice online: Visit <https://ipay2.bizsys.pearson.com/register> to register.
 Already registered? Access your online account by visiting <https://ipay2.bizsys.pearson.com>

Invoice Total	Total Quantity	Subtotal	CGST	SGST	IGST	Total Tax	Invoice Total
		USD	USD	USD	USD	USD	USD
	24	\$587,140.39	\$	\$	\$	\$9,136.47	\$596,276.86

Invoice Total	Subtotal	Total Tax	Invoice Total
	USD	USD	USD
	\$587,140.39	\$9,136.47	\$596,276.86



Pearson

Charges for the Following Period:	October 2023
--	---------------------

Enrollment/Unit Based Charges

Accounting and Regulatory Reporting	6,737.33
Community Outreach	4,166.67
Connexus™ Annual License (EMS)	80,847.95
Curriculum Postage	5,422.50
Direct Course Instruction Support	3,509.00
Educational Resource Center	16,978.07
Enrollment and Records Management	6,572.73
Facility Support Services	525.00
Hardware/Software - Employees	6,050.00
Human Resources Support	12,604.17
Internet Subsidy Payment Processing	2,673.67
Monthly Fee per Student on an IEP	41,400.00
School Curriculum Supplies	4,041.67
Student Technology Assistance	59,368.75
Tangible and Intangible Instructional Materials	165,354.13
Technical Support and Repairs	20,211.99
	436,463.63

Revenue Based Charges

Marketing Services	17,726.67
School Administration	106,360.07
Treasury Services	26,590.02
	150,676.76

<i>Total Amount Due</i>	587,140.39
--------------------------------	-------------------

oxford



Corporate Headquarters
 300 Corporate Center Drive
 Manalapan, NJ 07726
 Tel (732) 761-1955
 Fax (732) 761-8404
 (800) 718-8855
 www.oxfordconsulting.com

"Your Staffing Source for Educational and Therapeutic Professionals."

Invoice

Date	Invoice #
10/31/2023	162336

Bill To
California Online Public Schools LaChelle Carter-Finance Director 33272 Valle Road San Juan Capistrano, CA 92675

Serviced	Qty	Description	Rate	Amount
		Services Provided in October 2023		
	1,926.07	Paraprofessional Services Grade Band Para Support		
		CalOPS Grade Band Para Support	45.00	86,673.15
		Verification forms attached		
			Total	\$86,673.15

New York
 Staten Island • Middletown

California
 Ontario • San Diego

Pennsylvania
 Havertown

Service Provider/	Service Provided	Service Date	Service Duration	Hourly Fee	Amount Due	Notes
Natalie Hoss	Paraprofessional	10/2/2023	6.00	\$45.00	\$270.00	
Natalie Hoss	Paraprofessional	10/3/2023	6.00	\$45.00	\$270.00	
Natalie Hoss	Paraprofessional	10/4/2023	6.00	\$45.00	\$270.00	
Natalie Hoss	Paraprofessional	10/5/2023	6.00	\$45.00	\$270.00	
Natalie Hoss	Paraprofessional	10/6/2023	6.00	\$45.00	\$270.00	
Natalie Hoss	Paraprofessional	10/9/2023	6.00	\$45.00	\$270.00	
Natalie Hoss	Paraprofessional	10/10/2023	6.00	\$45.00	\$270.00	
Natalie Hoss	Paraprofessional	10/11/2023	6.00	\$45.00	\$270.00	
Natalie Hoss	Paraprofessional	10/12/2023	6.00	\$45.00	\$270.00	
Natalie Hoss	Paraprofessional	10/13/2023	6.00	\$45.00	\$270.00	
Natalie Hoss	Paraprofessional	10/16/2023	6.00	\$45.00	\$270.00	
Natalie Hoss	Paraprofessional	10/17/2023	6.00	\$45.00	\$270.00	
Natalie Hoss	Paraprofessional	10/18/2023	6.00	\$45.00	\$270.00	
Natalie Hoss	Paraprofessional	10/19/2023	6.00	\$45.00	\$270.00	
Natalie Hoss	Paraprofessional	10/20/2023	6.00	\$45.00	\$270.00	
Natalie Hoss	Paraprofessional	10/23/2023	6.00	\$45.00	\$270.00	
Natalie Hoss	Paraprofessional	10/24/2023	6.00	\$45.00	\$270.00	
Natalie Hoss	Paraprofessional	10/25/2023	0.00	\$45.00	\$0.00	
Natalie Hoss	Paraprofessional	10/26/2023	6.00	\$45.00	\$270.00	
Natalie Hoss	Paraprofessional	10/27/2023	6.00	\$45.00	\$270.00	
Natalie Hoss	Paraprofessional	10/30/2023	0.00	\$45.00	\$0.00	
Natalie Hoss	Paraprofessional	10/31/2023	6.00	\$45.00	\$270.00	
Laurelle Flax	Paraprofessional	10/2/2023	6.83	\$45.00	\$307.35	-1.00
Laurelle Flax	Paraprofessional	10/3/2023	8.00	\$45.00	\$360.00	
Laurelle Flax	Paraprofessional	10/4/2023	8.00	\$45.00	\$360.00	
Laurelle Flax	Paraprofessional	10/5/2023	8.00	\$45.00	\$360.00	
Laurelle Flax	Paraprofessional	10/6/2023	7.00	\$45.00	\$315.00	
Laurelle Flax	Paraprofessional	10/9/2023	6.75	\$45.00	\$303.75	-1.00
Laurelle Flax	Paraprofessional	10/10/2023	7.25	\$45.00	\$326.25	
Laurelle Flax	Paraprofessional	10/11/2023	7.25	\$45.00	\$326.25	
Laurelle Flax	Paraprofessional	10/12/2023	8.00	\$45.00	\$360.00	
Laurelle Flax	Paraprofessional	10/13/2023	8.00	\$45.00	\$360.00	
Laurelle Flax	Paraprofessional	10/16/2023	7.75	\$45.00	\$348.75	
Laurelle Flax	Paraprofessional	10/17/2023	6.25	\$45.00	\$281.25	-1.00
Laurelle Flax	Paraprofessional	10/18/2023	7.25	\$45.00	\$326.25	
Laurelle Flax	Paraprofessional	10/19/2023	8.00	\$45.00	\$360.00	

Laurelle Flax	Paraprofessional	10/20/2023	7.00	\$45.00	\$315.00	-1.00
Laurelle Flax	Paraprofessional	10/23/2023	6.75	\$45.00	\$303.75	-1.00
Laurelle Flax	Paraprofessional	10/24/2023	7.50	\$45.00	\$337.50	
Laurelle Flax	Paraprofessional	10/25/2023	7.50	\$45.00	\$337.50	
Laurelle Flax	Paraprofessional	10/26/2023	7.00	\$45.00	\$315.00	-1.00
Laurelle Flax	Paraprofessional	10/27/2023	7.00	\$45.00	\$315.00	-1.00
Laurelle Flax	Paraprofessional	10/30/2023	7.00	\$45.00	\$315.00	-1.00
Laurelle Flax	Paraprofessional	10/31/2023	7.50	\$45.00	\$337.50	
Lauren Clemison	Paraprofessional	10/2/2023	6.00	\$45.00	\$270.00	
Lauren Clemison	Paraprofessional	10/3/2023	6.00	\$45.00	\$270.00	
Lauren Clemison	Paraprofessional	10/4/2023	6.00	\$45.00	\$270.00	
Lauren Clemison	Paraprofessional	10/5/2023	6.00	\$45.00	\$270.00	
Lauren Clemison	Paraprofessional	10/6/2023	6.00	\$45.00	\$270.00	
Lauren Clemison	Paraprofessional	10/9/2023	6.00	\$45.00	\$270.00	
Lauren Clemison	Paraprofessional	10/10/2023	6.00	\$45.00	\$270.00	
Lauren Clemison	Paraprofessional	10/11/2023	6.00	\$45.00	\$270.00	
Lauren Clemison	Paraprofessional	10/12/2023	6.00	\$45.00	\$270.00	
Lauren Clemison	Paraprofessional	10/13/2023	6.00	\$45.00	\$270.00	
Lauren Clemison	Paraprofessional	10/16/2023	6.00	\$45.00	\$270.00	
Lauren Clemison	Paraprofessional	10/17/2023	6.00	\$45.00	\$270.00	
Lauren Clemison	Paraprofessional	10/18/2023	6.00	\$45.00	\$270.00	
Lauren Clemison	Paraprofessional	10/19/2023	6.00	\$45.00	\$270.00	
Lauren Clemison	Paraprofessional	10/20/2023	6.00	\$45.00	\$270.00	
Lauren Clemison	Paraprofessional	10/23/2023	6.00	\$45.00	\$270.00	
Lauren Clemison	Paraprofessional	10/24/2023	6.00	\$45.00	\$270.00	
Lauren Clemison	Paraprofessional	10/25/2023	6.00	\$45.00	\$270.00	
Lauren Clemison	Paraprofessional	10/26/2023	6.00	\$45.00	\$270.00	
Lauren Clemison	Paraprofessional	10/27/2023	6.00	\$45.00	\$270.00	
Lauren Clemison	Paraprofessional	10/30/2023	6.00	\$45.00	\$270.00	
Lauren Clemison	Paraprofessional	10/31/2023	6.00	\$45.00	\$270.00	
Kourtney Clark	Paraprofessional	10/2/2023	6.67	\$45.00	\$300.15	-1.00
Kourtney Clark	Paraprofessional	10/3/2023	6.00	\$45.00	\$270.00	-1.00
Kourtney Clark	Paraprofessional	10/4/2023	6.42	\$45.00	\$288.90	-1.00
Kourtney Clark	Paraprofessional	10/5/2023	6.00	\$45.00	\$270.00	
Kourtney Clark	Paraprofessional	10/6/2023	7.00	\$45.00	\$315.00	
Kourtney Clark	Paraprofessional	10/9/2023	6.75	\$45.00	\$303.75	-1.00

Kourtney Clark	Paraprofessional	10/10/2023	6.75	\$45.00	\$303.75	-1.00
Kourtney Clark	Paraprofessional	10/11/2023	6.42	\$45.00	\$288.90	-1.00
Kourtney Clark	Paraprofessional	10/12/2023	6.00	\$45.00	\$270.00	
Kourtney Clark	Paraprofessional	10/13/2023	7.00	\$45.00	\$315.00	
Kourtney Clark	Paraprofessional	10/16/2023	6.92	\$45.00	\$311.40	-1.00
Kourtney Clark	Paraprofessional	10/17/2023	6.42	\$45.00	\$288.90	-1.00
Kourtney Clark	Paraprofessional	10/18/2023	6.00	\$45.00	\$270.00	
Kourtney Clark	Paraprofessional	10/19/2023	6.00	\$45.00	\$270.00	
Kourtney Clark	Paraprofessional	10/20/2023	7.00	\$45.00	\$315.00	
Kourtney Clark	Paraprofessional	10/23/2023	6.75	\$45.00	\$303.75	-1.00
Kourtney Clark	Paraprofessional	10/24/2023	6.50	\$45.00	\$292.50	-1.00
Kourtney Clark	Paraprofessional	10/25/2023	6.00	\$45.00	\$270.00	-1.00
Kourtney Clark	Paraprofessional	10/26/2023	6.00	\$45.00	\$270.00	
Kourtney Clark	Paraprofessional	10/27/2023	7.00	\$45.00	\$315.00	
Kourtney Clark	Paraprofessional	10/30/2023	6.75	\$45.00	\$303.75	-1.00
Kourtney Clark	Paraprofessional	10/31/2023	6.75	\$45.00	\$303.75	-1.00
Gabriella Martinez	Paraprofessional	10/2/2023	6.00	\$45.00	\$270.00	
Gabriella Martinez	Paraprofessional	10/3/2023	6.00	\$45.00	\$270.00	
Gabriella Martinez	Paraprofessional	10/4/2023	7.00	\$45.00	\$315.00	
Gabriella Martinez	Paraprofessional	10/5/2023	6.00	\$45.00	\$270.00	
Gabriella Martinez	Paraprofessional	10/6/2023	6.00	\$45.00	\$270.00	
Gabriella Martinez	Paraprofessional	10/9/2023	6.00	\$45.00	\$270.00	
Gabriella Martinez	Paraprofessional	10/10/2023	6.00	\$45.00	\$270.00	
Gabriella Martinez	Paraprofessional	10/11/2023	7.00	\$45.00	\$315.00	
Gabriella Martinez	Paraprofessional	10/12/2023	6.00	\$45.00	\$270.00	
Gabriella Martinez	Paraprofessional	10/13/2023	6.00	\$45.00	\$270.00	
Gabriella Martinez	Paraprofessional	10/16/2023	6.00	\$45.00	\$270.00	
Gabriella Martinez	Paraprofessional	10/17/2023	6.00	\$45.00	\$270.00	
Gabriella Martinez	Paraprofessional	10/18/2023	7.00	\$45.00	\$315.00	
Gabriella Martinez	Paraprofessional	10/19/2023	6.00	\$45.00	\$270.00	
Gabriella Martinez	Paraprofessional	10/20/2023	6.00	\$45.00	\$270.00	
Gabriella Martinez	Paraprofessional	10/23/2023	6.00	\$45.00	\$270.00	
Gabriella Martinez	Paraprofessional	10/24/2023	6.00	\$45.00	\$270.00	

Gabriella Martinez	Paraprofessional	10/25/2023	7.00	\$45.00	\$315.00	
Gabriella Martinez	Paraprofessional	10/26/2023	6.00	\$45.00	\$270.00	
Gabriella Martinez	Paraprofessional	10/27/2023	6.00	\$45.00	\$270.00	
Gabriella Martinez	Paraprofessional	10/30/2023	6.00	\$45.00	\$270.00	
Gabriella Martinez	Paraprofessional	10/31/2023	6.00	\$45.00	\$270.00	
Edna Guerrero	Paraprofessional	10/2/2023	7.25	\$45.00	\$326.25	-0.75
Edna Guerrero	Paraprofessional	10/3/2023	6.75	\$45.00	\$303.75	-0.75
Edna Guerrero	Paraprofessional	10/4/2023	6.75	\$45.00	\$303.75	-0.75
Edna Guerrero	Paraprofessional	10/5/2023	6.75	\$45.00	\$303.75	-0.75
Edna Guerrero	Paraprofessional	10/6/2023	7.25	\$45.00	\$326.25	-0.75
Edna Guerrero	Paraprofessional	10/9/2023	7.25	\$45.00	\$326.25	-0.75
Edna Guerrero	Paraprofessional	10/10/2023	6.75	\$45.00	\$303.75	-0.75
Edna Guerrero	Paraprofessional	10/11/2023	6.75	\$45.00	\$303.75	-0.75
Edna Guerrero	Paraprofessional	10/12/2023	6.75	\$45.00	\$303.75	-0.75
Edna Guerrero	Paraprofessional	10/13/2023	7.25	\$45.00	\$326.25	-0.75
Edna Guerrero	Paraprofessional	10/16/2023	7.25	\$45.00	\$326.25	-0.75
Edna Guerrero	Paraprofessional	10/17/2023	6.75	\$45.00	\$303.75	-0.75
Edna Guerrero	Paraprofessional	10/18/2023	7.25	\$45.00	\$326.25	-0.75
Edna Guerrero	Paraprofessional	10/19/2023	6.75	\$45.00	\$303.75	-0.75
Edna Guerrero	Paraprofessional	10/20/2023	7.25	\$45.00	\$326.25	-0.75
Edna Guerrero	Paraprofessional	10/23/2023	7.25	\$45.00	\$326.25	-0.75
Edna Guerrero	Paraprofessional	10/24/2023	6.75	\$45.00	\$303.75	-0.75
Edna Guerrero	Paraprofessional	10/25/2023	7.25	\$45.00	\$326.25	-0.75
Edna Guerrero	Paraprofessional	10/26/2023	6.75	\$45.00	\$303.75	-0.75
Edna Guerrero	Paraprofessional	10/27/2023	7.25	\$45.00	\$326.25	-0.75
Edna Guerrero	Paraprofessional	10/30/2023	7.25	\$45.00	\$326.25	-0.75
Edna Guerrero	Paraprofessional	10/31/2023	6.75	\$45.00	\$303.75	-0.75
Heather Hilaman	Paraprofessional	10/2/2023	6.00	\$45.00	\$270.00	
Heather Hilaman	Paraprofessional	10/3/2023	6.00	\$45.00	\$270.00	
Heather Hilaman	Paraprofessional	10/4/2023	6.00	\$45.00	\$270.00	
Heather Hilaman	Paraprofessional	10/5/2023	6.00	\$45.00	\$270.00	

Heather Hilaman	Paraprofessional	10/6/2023	6.00	\$45.00	\$270.00	
Heather Hilaman	Paraprofessional	10/9/2023	6.00	\$45.00	\$270.00	
Heather Hilaman	Paraprofessional	10/10/2023	6.00	\$45.00	\$270.00	
Heather Hilaman	Paraprofessional	10/11/2023	6.00	\$45.00	\$270.00	
Heather Hilaman	Paraprofessional	10/12/2023	6.00	\$45.00	\$270.00	
Heather Hilaman	Paraprofessional	10/13/2023	6.00	\$45.00	\$270.00	
Heather Hilaman	Paraprofessional	10/16/2023	6.00	\$45.00	\$270.00	
Heather Hilaman	Paraprofessional	10/17/2023	6.00	\$45.00	\$270.00	
Heather Hilaman	Paraprofessional	10/18/2023	6.00	\$45.00	\$270.00	
Heather Hilaman	Paraprofessional	10/19/2023	6.00	\$45.00	\$270.00	
Heather Hilaman	Paraprofessional	10/20/2023	6.00	\$45.00	\$270.00	
Heather Hilaman	Paraprofessional	10/23/2023	6.00	\$45.00	\$270.00	
Heather Hilaman	Paraprofessional	10/24/2023	6.00	\$45.00	\$270.00	
Heather Hilaman	Paraprofessional	10/25/2023	6.00	\$45.00	\$270.00	
Heather Hilaman	Paraprofessional	10/26/2023	6.00	\$45.00	\$270.00	
Heather Hilaman	Paraprofessional	10/27/2023	6.00	\$45.00	\$270.00	
Heather Hilaman	Paraprofessional	10/30/2023	6.00	\$45.00	\$270.00	
Heather Hilaman	Paraprofessional	10/31/2023	6.00	\$45.00	\$270.00	
Lauren Fleischmann	Paraprofessional	10/2/2023	6.00	\$45.00	\$270.00	
Lauren Fleischmann	Paraprofessional	10/3/2023	6.00	\$45.00	\$270.00	
Lauren Fleischmann	Paraprofessional	10/4/2023	6.00	\$45.00	\$270.00	
Lauren Fleischmann	Paraprofessional	10/5/2023	6.00	\$45.00	\$270.00	
Lauren Fleischmann	Paraprofessional	10/6/2023	6.00	\$45.00	\$270.00	
Lauren Fleischmann	Paraprofessional	10/9/2023	6.00	\$45.00	\$270.00	
Lauren Fleischmann	Paraprofessional	10/10/2023	6.00	\$45.00	\$270.00	
Lauren Fleischmann	Paraprofessional	10/11/2023	6.00	\$45.00	\$270.00	
Lauren Fleischmann	Paraprofessional	10/12/2023	6.00	\$45.00	\$270.00	
Lauren Fleischmann	Paraprofessional	10/13/2023	6.00	\$45.00	\$270.00	
Lauren Fleischmann	Paraprofessional	10/16/2023	6.00	\$45.00	\$270.00	
Lauren Fleischmann	Paraprofessional	10/17/2023	6.00	\$45.00	\$270.00	
Lauren Fleischmann	Paraprofessional	10/18/2023	6.00	\$45.00	\$270.00	
Lauren Fleischmann	Paraprofessional	10/19/2023	6.00	\$45.00	\$270.00	

Lauren Fleischmann	Paraprofessional	10/20/2023	6.00	\$45.00	\$270.00	
Lauren Fleischmann	Paraprofessional	10/23/2023	6.00	\$45.00	\$270.00	
Lauren Fleischmann	Paraprofessional	10/24/2023	6.00	\$45.00	\$270.00	
Lauren Fleischmann	Paraprofessional	10/25/2023	6.00	\$45.00	\$270.00	
Lauren Fleischmann	Paraprofessional	10/26/2023	6.00	\$45.00	\$270.00	
Lauren Fleischmann	Paraprofessional	10/27/2023	6.00	\$45.00	\$270.00	
Lauren Fleischmann	Paraprofessional	10/30/2023	6.00	\$45.00	\$270.00	
Lauren Fleischmann	Paraprofessional	10/31/2023	6.00	\$45.00	\$270.00	
Raquel Salazar	Paraprofessional	10/2/2023	6.00	\$45.00	\$270.00	
Raquel Salazar	Paraprofessional	10/3/2023	6.00	\$45.00	\$270.00	
Raquel Salazar	Paraprofessional	10/4/2023	6.00	\$45.00	\$270.00	
Raquel Salazar	Paraprofessional	10/5/2023	6.50	\$45.00	\$292.50	
Raquel Salazar	Paraprofessional	10/6/2023	6.00	\$45.00	\$270.00	
Raquel Salazar	Paraprofessional	10/9/2023	6.00	\$45.00	\$270.00	
Raquel Salazar	Paraprofessional	10/10/2023	6.00	\$45.00	\$270.00	
Raquel Salazar	Paraprofessional	10/11/2023	6.00	\$45.00	\$270.00	
Raquel Salazar	Paraprofessional	10/12/2023	6.00	\$45.00	\$270.00	
Raquel Salazar	Paraprofessional	10/13/2023	6.00	\$45.00	\$270.00	
Raquel Salazar	Paraprofessional	10/16/2023	6.00	\$45.00	\$270.00	
Raquel Salazar	Paraprofessional	10/17/2023	6.00	\$45.00	\$270.00	
Raquel Salazar	Paraprofessional	10/18/2023	6.00	\$45.00	\$270.00	
Raquel Salazar	Paraprofessional	10/19/2023	6.00	\$45.00	\$270.00	
Raquel Salazar	Paraprofessional	10/20/2023	6.00	\$45.00	\$270.00	
Raquel Salazar	Paraprofessional	10/23/2023	6.00	\$45.00	\$270.00	
Raquel Salazar	Paraprofessional	10/24/2023	6.00	\$45.00	\$270.00	
Raquel Salazar	Paraprofessional	10/25/2023	6.00	\$45.00	\$270.00	
Raquel Salazar	Paraprofessional	10/26/2023	6.00	\$45.00	\$270.00	
Raquel Salazar	Paraprofessional	10/27/2023	6.00	\$45.00	\$270.00	
Raquel Salazar	Paraprofessional	10/30/2023	6.00	\$45.00	\$270.00	
Raquel Salazar	Paraprofessional	10/31/2023	6.00	\$45.00	\$270.00	
Lorie Nieva	Paraprofessional	10/2/2023	0.00	\$45.00	\$0.00	

Lorie Nieva	Paraprofessional	10/3/2023	0.00	\$45.00	\$0.00	
Lorie Nieva	Paraprofessional	10/4/2023	0.00	\$45.00	\$0.00	
Lorie Nieva	Paraprofessional	10/5/2023	0.00	\$45.00	\$0.00	
Lorie Nieva	Paraprofessional	10/6/2023	0.00	\$45.00	\$0.00	
Lorie Nieva	Paraprofessional	10/9/2023	0.00	\$45.00	\$0.00	
Lorie Nieva	Paraprofessional	10/10/2023	0.00	\$45.00	\$0.00	
Lorie Nieva	Paraprofessional	10/11/2023	0.00	\$45.00	\$0.00	
Lorie Nieva	Paraprofessional	10/12/2023	0.00	\$45.00	\$0.00	
Lorie Nieva	Paraprofessional	10/13/2023	0.00	\$45.00	\$0.00	
Lorie Nieva	Paraprofessional	10/16/2023	7.75	\$45.00	\$348.75	
Lorie Nieva	Paraprofessional	10/17/2023	7.83	\$45.00	\$352.35	
Lorie Nieva	Paraprofessional	10/18/2023	7.83	\$45.00	\$352.35	
Lorie Nieva	Paraprofessional	10/19/2023	7.75	\$45.00	\$348.75	
Lorie Nieva	Paraprofessional	10/20/2023	7.75	\$45.00	\$348.75	
Lorie Nieva	Paraprofessional	10/23/2023	7.75	\$45.00	\$348.75	
Lorie Nieva	Paraprofessional	10/24/2023	7.75	\$45.00	\$348.75	
Lorie Nieva	Paraprofessional	10/25/2023	7.75	\$45.00	\$348.75	
Lorie Nieva	Paraprofessional	10/26/2023	7.75	\$45.00	\$348.75	
Lorie Nieva	Paraprofessional	10/27/2023	7.75	\$45.00	\$348.75	
Lorie Nieva	Paraprofessional	10/30/2023	7.50	\$45.00	\$337.50	
Lorie Nieva	Paraprofessional	10/31/2023	7.75	\$45.00	\$348.75	
Patricia Cruz	Paraprofessional	10/2/2023	7.00	\$45.00	\$315.00	
Patricia Cruz	Paraprofessional	10/3/2023	7.00	\$45.00	\$315.00	
Patricia Cruz	Paraprofessional	10/4/2023	7.00	\$45.00	\$315.00	
Patricia Cruz	Paraprofessional	10/5/2023	7.00	\$45.00	\$315.00	
Patricia Cruz	Paraprofessional	10/6/2023	6.00	\$45.00	\$270.00	
Patricia Cruz	Paraprofessional	10/9/2023	7.00	\$45.00	\$315.00	
Patricia Cruz	Paraprofessional	10/10/2023	7.00	\$45.00	\$315.00	
Patricia Cruz	Paraprofessional	10/11/2023	7.00	\$45.00	\$315.00	
Patricia Cruz	Paraprofessional	10/12/2023	7.00	\$45.00	\$315.00	
Patricia Cruz	Paraprofessional	10/13/2023	6.00	\$45.00	\$270.00	
Patricia Cruz	Paraprofessional	10/16/2023	7.00	\$45.00	\$315.00	

Patricia Cruz	Paraprofessional	10/17/2023	7.00	\$45.00	\$315.00	
Patricia Cruz	Paraprofessional	10/18/2023	7.00	\$45.00	\$315.00	
Patricia Cruz	Paraprofessional	10/19/2023	7.00	\$45.00	\$315.00	
Patricia Cruz	Paraprofessional	10/20/2023	6.00	\$45.00	\$270.00	
Patricia Cruz	Paraprofessional	10/23/2023	7.00	\$45.00	\$315.00	
Patricia Cruz	Paraprofessional	10/24/2023	7.00	\$45.00	\$315.00	
Patricia Cruz	Paraprofessional	10/25/2023	7.00	\$45.00	\$315.00	
Patricia Cruz	Paraprofessional	10/26/2023	7.00	\$45.00	\$315.00	
Patricia Cruz	Paraprofessional	10/27/2023	6.00	\$45.00	\$270.00	
Patricia Cruz	Paraprofessional	10/30/2023	7.00	\$45.00	\$315.00	
Patricia Cruz	Paraprofessional	10/31/2023	7.00	\$45.00	\$315.00	
Leticia Filer	Paraprofessional	10/2/2023	7.00	\$45.00	\$315.00	
Leticia Filer	Paraprofessional	10/3/2023	7.00	\$45.00	\$315.00	
Leticia Filer	Paraprofessional	10/4/2023	7.00	\$45.00	\$315.00	
Leticia Filer	Paraprofessional	10/5/2023	7.00	\$45.00	\$315.00	
Leticia Filer	Paraprofessional	10/6/2023	7.00	\$45.00	\$315.00	
Leticia Filer	Paraprofessional	10/9/2023	7.25	\$45.00	\$326.25	
Leticia Filer	Paraprofessional	10/10/2023	7.00	\$45.00	\$315.00	
Leticia Filer	Paraprofessional	10/11/2023	7.00	\$45.00	\$315.00	
Leticia Filer	Paraprofessional	10/12/2023	6.33	\$45.00	\$284.85	
Leticia Filer	Paraprofessional	10/13/2023	7.00	\$45.00	\$315.00	
Leticia Filer	Paraprofessional	10/16/2023	7.00	\$45.00	\$315.00	
Leticia Filer	Paraprofessional	10/17/2023	7.00	\$45.00	\$315.00	
Leticia Filer	Paraprofessional	10/18/2023	7.00	\$45.00	\$315.00	
Leticia Filer	Paraprofessional	10/19/2023	7.00	\$45.00	\$315.00	
Leticia Filer	Paraprofessional	10/20/2023	7.00	\$45.00	\$315.00	
Leticia Filer	Paraprofessional	10/23/2023	7.00	\$45.00	\$315.00	
Leticia Filer	Paraprofessional	10/24/2023	7.00	\$45.00	\$315.00	
Leticia Filer	Paraprofessional	10/25/2023	7.00	\$45.00	\$315.00	
Leticia Filer	Paraprofessional	10/26/2023	7.00	\$45.00	\$315.00	
Leticia Filer	Paraprofessional	10/27/2023	7.00	\$45.00	\$315.00	
Leticia Filer	Paraprofessional	10/30/2023	7.00	\$45.00	\$315.00	

Leticia Filer	Paraprofessional	10/31/2023	7.00	\$45.00	\$315.00	
Jessica Johnson	Paraprofessional	10/2/2023	6.00	\$45.00	\$270.00	
Jessica Johnson	Paraprofessional	10/3/2023	6.00	\$45.00	\$270.00	
Jessica Johnson	Paraprofessional	10/4/2023	7.00	\$45.00	\$315.00	
Jessica Johnson	Paraprofessional	10/5/2023	6.00	\$45.00	\$270.00	
Jessica Johnson	Paraprofessional	10/6/2023	6.00	\$45.00	\$270.00	
Jessica Johnson	Paraprofessional	10/9/2023	6.00	\$45.00	\$270.00	
Jessica Johnson	Paraprofessional	10/10/2023	6.00	\$45.00	\$270.00	
Jessica Johnson	Paraprofessional	10/11/2023	7.00	\$45.00	\$315.00	
Jessica Johnson	Paraprofessional	10/12/2023	6.00	\$45.00	\$270.00	
Jessica Johnson	Paraprofessional	10/13/2023	6.00	\$45.00	\$270.00	
Jessica Johnson	Paraprofessional	10/16/2023	6.00	\$45.00	\$270.00	
Jessica Johnson	Paraprofessional	10/17/2023	6.00	\$45.00	\$270.00	
Jessica Johnson	Paraprofessional	10/18/2023	7.00	\$45.00	\$315.00	
Jessica Johnson	Paraprofessional	10/19/2023	6.00	\$45.00	\$270.00	
Jessica Johnson	Paraprofessional	10/20/2023	6.00	\$45.00	\$270.00	
Jessica Johnson	Paraprofessional	10/23/2023	6.00	\$45.00	\$270.00	
Jessica Johnson	Paraprofessional	10/24/2023	6.00	\$45.00	\$270.00	
Jessica Johnson	Paraprofessional	10/25/2023	7.00	\$45.00	\$315.00	
Jessica Johnson	Paraprofessional	10/26/2023	6.00	\$45.00	\$270.00	
Jessica Johnson	Paraprofessional	10/27/2023	6.00	\$45.00	\$270.00	
Jessica Johnson	Paraprofessional	10/30/2023	6.00	\$45.00	\$270.00	
Jessica Johnson	Paraprofessional	10/31/2023	6.00	\$45.00	\$270.00	
Amy Ziello	Paraprofessional	10/2/2023	6.00	\$45.00	\$270.00	
Amy Ziello	Paraprofessional	10/3/2023	6.00	\$45.00	\$270.00	
Amy Ziello	Paraprofessional	10/4/2023	7.00	\$45.00	\$315.00	
Amy Ziello	Paraprofessional	10/5/2023	6.00	\$45.00	\$270.00	
Amy Ziello	Paraprofessional	10/6/2023	6.00	\$45.00	\$270.00	
Amy Ziello	Paraprofessional	10/9/2023	6.00	\$45.00	\$270.00	
Amy Ziello	Paraprofessional	10/10/2023	6.00	\$45.00	\$270.00	
Amy Ziello	Paraprofessional	10/11/2023	7.00	\$45.00	\$315.00	

Amy Ziello	Paraprofessional	10/12/2023	6.00	\$45.00	\$270.00	
Amy Ziello	Paraprofessional	10/13/2023	6.00	\$45.00	\$270.00	
Amy Ziello	Paraprofessional	10/16/2023	6.00	\$45.00	\$270.00	
Amy Ziello	Paraprofessional	10/17/2023	6.00	\$45.00	\$270.00	
Amy Ziello	Paraprofessional	10/18/2023	7.00	\$45.00	\$315.00	
Amy Ziello	Paraprofessional	10/19/2023	6.00	\$45.00	\$270.00	
Amy Ziello	Paraprofessional	10/20/2023	6.00	\$45.00	\$270.00	
Amy Ziello	Paraprofessional	10/23/2023	6.00	\$45.00	\$270.00	
Amy Ziello	Paraprofessional	10/24/2023	6.00	\$45.00	\$270.00	
Amy Ziello	Paraprofessional	10/25/2023	7.00	\$45.00	\$315.00	
Amy Ziello	Paraprofessional	10/26/2023	6.00	\$45.00	\$270.00	
Amy Ziello	Paraprofessional	10/27/2023	7.00	\$45.00	\$315.00	
Amy Ziello	Paraprofessional	10/30/2023	6.00	\$45.00	\$270.00	
Amy Ziello	Paraprofessional	10/31/2023	6.00	\$45.00	\$270.00	
Evelyn Wimby	Paraprofessional	10/2/2023	6.00	\$45.00	\$270.00	
Evelyn Wimby	Paraprofessional	10/3/2023	6.00	\$45.00	\$270.00	
Evelyn Wimby	Paraprofessional	10/4/2023	6.00	\$45.00	\$270.00	
Evelyn Wimby	Paraprofessional	10/5/2023	6.00	\$45.00	\$270.00	
Evelyn Wimby	Paraprofessional	10/6/2023	6.00	\$45.00	\$270.00	
Evelyn Wimby	Paraprofessional	10/9/2023	6.00	\$45.00	\$270.00	
Evelyn Wimby	Paraprofessional	10/10/2023	6.00	\$45.00	\$270.00	
Evelyn Wimby	Paraprofessional	10/11/2023	6.00	\$45.00	\$270.00	
Evelyn Wimby	Paraprofessional	10/12/2023	6.00	\$45.00	\$270.00	
Evelyn Wimby	Paraprofessional	10/13/2023	6.00	\$45.00	\$270.00	
Evelyn Wimby	Paraprofessional	10/16/2023	6.00	\$45.00	\$270.00	
Evelyn Wimby	Paraprofessional	10/17/2023	6.00	\$45.00	\$270.00	
Evelyn Wimby	Paraprofessional	10/18/2023	6.00	\$45.00	\$270.00	
Evelyn Wimby	Paraprofessional	10/19/2023	6.00	\$45.00	\$270.00	
Evelyn Wimby	Paraprofessional	10/20/2023	6.00	\$45.00	\$270.00	
Evelyn Wimby	Paraprofessional	10/23/2023	6.00	\$45.00	\$270.00	
Evelyn Wimby	Paraprofessional	10/24/2023	6.00	\$45.00	\$270.00	
Evelyn Wimby	Paraprofessional	10/25/2023	6.00	\$45.00	\$270.00	

Evelyn Wimby	Paraprofessional	10/26/2023	6.00	\$45.00	\$270.00	
Evelyn Wimby	Paraprofessional	10/27/2023	6.00	\$45.00	\$270.00	
Evelyn Wimby	Paraprofessional	10/30/2023	6.00	\$45.00	\$270.00	
Evelyn Wimby	Paraprofessional	10/31/2023	6.00	\$45.00	\$270.00	
			2044.67			
TOTALS			1926.07		\$ 86,673.15	

oxford



Corporate Headquarters
 300 Corporate Center Drive
 Manalapan, NJ 07726
 Tel (732) 761-1955
 Fax (732) 761-8404
 (800) 718-8855
 www.oxfordconsulting.com

"Your Staffing Source for Educational and Therapeutic Professionals."

Invoice

Date	Invoice #
10/31/2023	162233

Bill To
California Online Public Schools So Cal LaChelle Carter-Finance Director 33272 Valle Road San Juan Capistrano, CA 92675

Serviced	Qty	Description	Rate	Amount
		Services provided in October 2023		
	32	Counseling services provided by Ana Rosario	107.00	3,424.00
	10.25	Counseling services provided by Takia Fischer	107.00	1,096.75
	3.5	Psych services provided by Joyce Carrillo	107.00	374.50
	4.25	BCBA services provided by Karly Tipton	125.00	531.25
	32	BCBA services provided by Sheri Kennedy	125.00	4,000.00
	2.5	PT services provided by Daryl Murdock	108.00	270.00
	8.25	PT services provided by Michelle Perry	108.00	891.00
	0.5	OT services provided by Connie Choi	107.00	53.50
	6	OT services provided by Jocelyn Del Rosario	107.00	642.00
	12.92	OT services provided by Dyanne Van Peter	107.00	1,382.44
	13.67	OT services provided by Alexis Wilson	107.00	1,462.69
	14.5	ST services provided by Catherine Bagues	107.00	1,551.50
	1.5	ST services provided by Jennifer Ai	107.00	160.50
	58.67	ST services provided by Nichole Dziama	107.00	6,277.69
	17.92	ST services provided by Nohemi Mofatt	107.00	1,917.44
	3.42	ST services provided by Laura Kovalenko	107.00	365.94
	1.5	ST services provided by Missy Vail	107.00	160.50
Total				

New York
 Staten Island • Middletown

California
 Ontario • San Diego
 Page 1

Pennsylvania
 Havertown



Corporate Headquarters
 300 Corporate Center Drive
 Manalapan, NJ 07726
 Tel (732) 761-1955
 Fax (732) 761-8404
 (800) 718-8855
 www.oxfordconsulting.com

"Your Staffing Source for Educational and Therapeutic Professionals."

Invoice

Date	Invoice #
10/31/2023	162233

Bill To
California Online Public Schools So Cal LaChelle Carter-Finance Director 33272 Valle Road San Juan Capistrano, CA 92675

Serviced	Qty	Description	Rate	Amount
	4.5	ST services provided by Kylie Buatsi	107.00	481.50
	2	ST eval provided by Kylie Buatsi	600.00	1,200.00
Total				\$26,243.20

New York
 Staten Island • Middletown

California
 Ontario • San Diego

Pennsylvania
 Havertown

Date	Provider	School	Student(s)	Service	Start Time	End Time	Billable Session Type	Note
10/04/2023	Ana Rosario Ureni	Connections Academy - SoCal		Counseling	12:00 PM	12:45 PM	0.75 Regular	
10/11/2023	Ana Rosario Ureni	Connections Academy - SoCal		Counseling	12:00 PM	12:45 PM	0.75 Regular	
10/18/2023	Ana Rosario Ureni	Connections Academy - SoCal		Counseling	12:00 PM	12:45 PM	0.75 Regular	
10/25/2023	Ana Rosario Ureni	Connections Academy - SoCal		Counseling	12:00 PM	12:45 PM	0.75 Regular	3.00
10/18/2023	Ana Rosario Ureni	Connections Academy - SoCal		Counseling	09:00 AM	09:30 AM	0.50 Regular	
10/25/2023	Ana Rosario Ureni	Connections Academy - SoCal		Counseling	09:00 AM	09:30 AM	0.50 Late Canceled	1.00
10/04/2023	Ana Rosario Ureni	Connections Academy - SoCal		Counseling	02:00 PM	02:30 PM	0.33 Regular	
10/11/2023	Ana Rosario Ureni	Connections Academy - SoCal		Counseling	02:00 PM	02:30 PM	0.33 Regular	
10/18/2023	Ana Rosario Ureni	Connections Academy - SoCal		Counseling	02:00 PM	02:30 PM	0.33 Regular	
10/25/2023	Ana Rosario Ureni	Connections Academy - SoCal		Counseling	02:00 PM	02:30 PM	0.33 Regular	1.33
10/03/2023	Ana Rosario Ureni	Connections Academy - SoCal		Counseling	09:00 AM	09:30 AM	0.50 Regular	
10/10/2023	Ana Rosario Ureni	Connections Academy - SoCal		Counseling	09:00 AM	09:30 AM	0.50 Regular	
10/17/2023	Ana Rosario Ureni	Connections Academy - SoCal		Counseling	09:00 AM	09:30 AM	0.50 Regular	
10/24/2023	Ana Rosario Ureni	Connections Academy - SoCal		Counseling	09:00 AM	09:30 AM	0.50 Regular	
10/31/2023	Ana Rosario Ureni	Connections Academy - SoCal		Counseling	09:00 AM	09:30 AM	0.50 Regular	1.50

Date	Provider	School	Student(s)	Service	Start Time	End Time	Billable	Session Type
10/17/2023	Ana Rosario Uresti	Connections Academy - SoCal		Counseling	03:00 PM	03:30 PM	0.50	Regular
10/25/2023	Ana Rosario Uresti	Connections Academy - SoCal		Counseling	03:00 PM	03:30 PM	0.50	Regular
10/31/2023	Ana Rosario Uresti	Connections Academy - SoCal		Counseling	03:00 PM	03:30 PM	0.50	Regular
10/16/2023	Ana Rosario Uresti	Connections Academy - SoCal		IEP Attendance	10:00 AM	11:00 AM	1.00	IEP Attendance
10/23/2023	Ana Rosario Uresti	Connections Academy - SoCal		IEP Attendance	10:00 AM	11:00 AM	1.00	IEP Attendance
10/16/2023	Ana Rosario Uresti	Connections Academy - SoCal		IEP Prep	09:30 AM	10:00 AM	0.50	IEP Prep
10/23/2023	Ana Rosario Uresti	Connections Academy - SoCal		IEP Prep	09:00 AM	10:00 AM	1.00	IEP Prep
10/06/2023	Ana Rosario Uresti	Connections Academy - SoCal		Counseling	03:00 PM	03:10 PM	0.17	Regular
10/13/2023	Ana Rosario Uresti	Connections Academy - SoCal		Counseling	03:00 PM	03:10 PM	0.17	Regular
10/11/2023	Ana Rosario Uresti	Connections Academy - SoCal		Counseling	11:00 AM	11:30 AM	0.50	No Show
10/25/2023	Ana Rosario Uresti	Connections Academy - SoCal		Counseling	11:00 AM	11:30 AM	0.50	No Show
10/03/2023	Ana Rosario Uresti	Connections Academy - SoCal		IEP Attendance	03:00 PM	03:30 PM	0.50	IEP Attendance
10/06/2023	Ana Rosario Uresti	Connections Academy - SoCal		Counseling	02:00 PM	02:30 PM	0.50	Regular
10/13/2023	Ana Rosario Uresti	Connections Academy - SoCal		Counseling	01:00 PM	02:30 PM	0.50	Regular
10/20/2023	Ana Rosario Uresti	Connections Academy - SoCal		Counseling	02:00 PM	02:30 PM	0.50	No Show
10/27/2023	Ana Rosario Uresti	Connections Academy - SoCal		Counseling	02:00 PM	02:30 PM	0.50	Regular
10/05/2023	Ana Rosario Uresti	Connections Academy - SoCal		Counseling	02:30 PM	03:00 PM	0.50	Regular
10/13/2023	Ana Rosario Uresti	Connections Academy - SoCal		Counseling	02:30 PM	03:00 PM	0.50	Regular
10/20/2023	Ana Rosario Uresti	Connections Academy - SoCal		Counseling	02:30 PM	03:00 PM	0.50	No Show
10/27/2023	Ana Rosario Uresti	Connections Academy - SoCal		Counseling	02:30 PM	03:00 PM	0.50	Regular

Date	Provider	School	Student(s)	Service	Start Time	End Time	Billable Session Type	Note
10/03/2023	Ana Rosario Uribe	Connections Academy - SoCal		Counseling	12:30 PM	01:00 PM	0.50 Regular	
10/10/2023	Ana Rosario Uribe	Connections Academy - SoCal		Counseling	12:30 PM	01:00 PM	0.50 Regular	
10/17/2023	Ana Rosario Uribe	Connections Academy - SoCal		Counseling	12:30 PM	01:00 PM	0.50 Regular	
10/24/2023	Ana Rosario Uribe	Connections Academy - SoCal		Counseling	12:30 PM	01:00 PM	0.50 Regular	
10/27/2023	Ana Rosario Uribe	Connections Academy - SoCal		IEP Attendance IEP Prep	12:00 PM 04:00 PM	12:45 PM 04:30 PM	0.75 IEP Attendance 0.50 IEP Prep	2.50 1.25
10/13/2023	Ana Rosario Uribe	Connections Academy - SoCal		Counseling	10:30 AM	11:00 AM	0.50 Regular	
10/27/2023	Ana Rosario Uribe	Connections Academy - SoCal		Counseling	11:00 AM	11:30 AM	0.50 Regular	1.00
10/24/2023	Ana Rosario Uribe	Connections Academy - SoCal		Counseling	10:00 AM	11:00 AM	1.00 IEP Attendance	
10/23/2023	Ana Rosario Uribe	Connections Academy - SoCal		IEP Prep	05:00 PM	05:45 PM	0.75 IEP Prep	1.75
10/06/2023	Ana Rosario Uribe	Connections Academy - SoCal		Counseling	12:30 PM	01:00 PM	0.50 Late Cancel	
10/13/2023	Ana Rosario Uribe	Connections Academy - SoCal		Counseling	12:30 PM	01:00 PM	0.50 Late Cancel	
10/20/2023	Ana Rosario Uribe	Connections Academy - SoCal		Counseling	12:30 PM	01:00 PM	0.50 Regular	
10/09/2023	Ana Rosario Uribe	Connections Academy - SoCal		IEP Attendance	01:00 PM	02:45 PM	1.75 IEP Attendance	3.25
10/04/2023	Ana Rosario Uribe	Connections Academy - SoCal		Counseling	11:30 AM	12:00 PM	0.50 Late Cancel	
10/11/2023	Ana Rosario Uribe	Connections Academy - SoCal		Counseling	11:30 AM	12:00 PM	0.50 No Show	
10/18/2023	Ana Rosario Uribe	Connections Academy - SoCal		Counseling	11:30 AM	12:00 PM	0.50 Regular	
10/25/2023	Ana Rosario Uribe	Connections Academy - SoCal		Counseling	11:30 AM	12:00 PM	0.50 Regular	1.00
10/06/2023	Ana Rosario Uribe	Connections Academy - SoCal		Counseling	09:30 AM	10:00 AM	0.50 Late Cancel	

Date	Provider	School	Student(s)	Service	Start Time	End Time	Billable Session Type	Note
10/13/2023	Ana Rosario Uribe	Connections Academy-SoCal	[REDACTED]	Counseling	12:00 PM	12:30 PM	0.50 Regular	[REDACTED]
10/20/2023	Ana Rosario Uribe	Connections Academy-SoCal	[REDACTED]	Counseling	12:00 PM	12:30 PM	0.50 Regular	[REDACTED]
10/27/2023	Ana Rosario Uribe	Connections Academy-SoCal	[REDACTED]	Counseling	11:30 AM	12:00 PM	0.50 Regular	[REDACTED]
							37.00	
								2.00

Date	Provider	School	Student(s)	Service	Start Time	End Time	Billable Session Type	Note
10/09/2023	Takia Fischer	Connections Academy - SoCal		Counseling	02:30 PM	03:00 PM	0.50 Regular	
10/20/2023	Takia Fischer	Connections Academy - SoCal		Counseling	02:30 PM	03:00 PM	0.50 No Show	
10/23/2023	Takia Fischer	Connections Academy - SoCal		Counseling	02:30 PM	03:00 PM	0.50 No Show	
10/30/2023	Takia Fischer	Connections Academy - SoCal		Counseling	02:30 PM	03:00 PM	0.50 Regular	2.00
10/02/2023	Takia Fischer	Connections Academy - SoCal		Counseling	12:00 PM	12:30 PM	0.50 Regular	
10/09/2023	Takia Fischer	Connections Academy - SoCal		Counseling	12:00 PM	12:30 PM	0.50 Regular	
10/20/2023	Takia Fischer	Connections Academy - SoCal		Counseling	12:00 PM	12:30 PM	0.50 Regular	
10/23/2023	Takia Fischer	Connections Academy - SoCal		Counseling	12:00 PM	12:30 PM	0.50 No Show	
10/30/2023	Takia Fischer	Connections Academy - SoCal		Counseling	12:00 PM	12:30 PM	0.50 Regular	
10/05/2023	Takia Fischer	Connections Academy - SoCal		IEP Attendance	01:00 PM	02:00 PM	1.00 No Show	
10/04/2023	Takia Fischer	Connections Academy - SoCal		IEP Prep	02:30 PM	03:00 PM	0.50 IEP Prep	4.00
10/05/2023	Takia Fischer	Connections Academy - SoCal		Counseling	12:00 PM	12:45 PM	0.75 Regular	
10/12/2023	Takia Fischer	Connections Academy - SoCal		Counseling	12:00 PM	12:45 PM	0.75 Regular	
10/19/2023	Takia Fischer	Connections Academy - SoCal		Counseling	09:00 AM	09:15 AM	0.25 Regular	
10/23/2023	Takia Fischer	Connections Academy - SoCal		Counseling	08:00 AM	08:15 AM	0.25 Regular	
10/26/2023	Takia Fischer	Connections Academy - SoCal		Counseling	12:00 PM	12:30 PM	0.50 Regular	
10/25/2023	Takia Fischer	Connections Academy - SoCal		Counseling and Guidance	03:30 PM	03:45 PM	0.25 Regular	
10/06/2023	Takia Fischer	Connections Academy - SoCal		IEP Attendance	10:00 AM	11:00 AM	1.00 IEP Attendance	
10/06/2023	Takia Fischer	Connections Academy - SoCal		IEP Prep	08:00 AM	08:30 AM	0.50 IEP Prep	10.25

Date	Provider	School	Student(s)	Service	Start Time	End Time	Billable Session Type	Rate
10/02/2023	Joyce Carrillo	Connections Academy- SoCal		Counseling	01:30 PM	02:00 PM	0.50 Regular	
10/06/2023	Joyce Carrillo	Connections Academy- SoCal		Counseling	03:30 PM	04:00 PM	0.50 Regular	
10/16/2023	Joyce Carrillo	Connections Academy- SoCal		Counseling	03:30 PM	04:00 PM	0.50 Regular	
10/02/2023	Joyce Carrillo	Connections Academy- SoCal		IEP Attendance	08:30 AM	09:30 AM	1.00 Regular	1.50
10/02/2023	Joyce Carrillo	Connections Academy- SoCal		IEP Prep	08:00 AM	08:30 AM	0.50 IEP Prep	1.50
10/18/2023	Joyce Carrillo	Connections Academy- SoCal		Counseling	16:00 AM	10:30 AM	0.50 Regular	0.50
							3.50	

Date	Provider	School	Student(s)	Service	Start Time	End Time	Billable Session Type	Note
10/05/2023	Karly Tipton	Connections Academy- SoCal		BH- BCBA	10:00 AM	11:00 AM	1.00 Regular	
10/12/2023	Karly Tipton	Connections Academy- SoCal		BH- BCBA	09:30 AM	10:00 AM	0.50 Regular	
10/19/2023	Karly Tipton	Connections Academy- SoCal		BH- BCBA	09:30 AM	10:00 AM	0.50 Regular	
10/26/2023	Karly Tipton	Connections Academy- SoCal		BH- BCBA	09:30 AM	10:00 AM	0.50 Regular	
10/05/2023	Karly Tipton	Connections Academy- SoCal		IEP Attendance	12:00 PM	01:00 PM	1.00 IEP Attendance	
10/02/2023	Karly Tipton	Connections Academy- SoCal		IEP Prep	11:00 AM	11:45 AM	0.75 IEP Prep	4.25
							4.25	

Date	Provider	School	Student(s)	Service	Start Time	End Time	Billable Session Type	Note
10/02/2023	Sheri Kennedy	Connections Academy - SoCal		BIL- BCBA	02:00 PM	02:45 PM	0.75 Regular	
10/03/2023	Sheri Kennedy	Connections Academy - SoCal		BIL- BCBA	10:00 AM	11:00 AM	1.00 No Show	
10/10/2023	Sheri Kennedy	Connections Academy - SoCal		BIL- BCBA	10:00 AM	11:00 AM	1.00 Regular	
10/16/2023	Sheri Kennedy	Connections Academy - SoCal		BIL- BCBA	12:00 PM	01:00 PM	1.00 IEP Prep	
10/17/2023	Sheri Kennedy	Connections Academy - SoCal		BIL- BCBA	10:00 AM	11:00 AM	1.00 No Show	
10/24/2023	Sheri Kennedy	Connections Academy - SoCal		BIL- BCBA	10:00 AM	11:00 AM	1.00 No Show	
10/24/2023	Sheri Kennedy	Connections Academy - SoCal		BIL- BCBA	12:30 PM	01:30 PM	1.00 IEP Attendance	
10/31/2023	Sheri Kennedy	Connections Academy - SoCal		BIL- BCBA	10:00 AM	11:00 AM	1.00 No Show	
10/02/2023	Sheri Kennedy	Connections Academy - SoCal		BIL- BCBA	09:15 AM	10:00 AM	0.75 Regular	
10/04/2023	Sheri Kennedy	Connections Academy - SoCal		BIL- BCBA	12:00 PM	01:00 PM	1.00 Regular	
10/09/2023	Sheri Kennedy	Connections Academy - SoCal		BIL- BCBA	09:15 AM	10:00 AM	0.75 Regular	
10/11/2023	Sheri Kennedy	Connections Academy - SoCal		BIL- BCBA	12:00 PM	01:00 PM	1.00 Regular	
10/16/2023	Sheri Kennedy	Connections Academy - SoCal		BIL- BCBA	09:15 AM	10:00 AM	0.75 Regular	
10/16/2023	Sheri Kennedy	Connections Academy - SoCal		BIL- BCBA	10:00 AM	10:30 AM	0.50 Regular	
10/19/2023	Sheri Kennedy	Connections Academy - SoCal		BIL- BCBA	12:00 PM	01:00 PM	1.00 Late Canceled	
10/23/2023	Sheri Kennedy	Connections Academy - SoCal		BIL- BCBA	09:00 AM	10:00 AM	1.00 Regular	

Date	Provider	School	Student(s)	Service	Start Time	End Time	Billable Session Type	Note
10/25/2023	Sheri Kennedy	Connections Academy-SoCal		BIL- BCBA	12:00 PM	01:00 PM	1.00 Regular	
10/30/2023	Sheri Kennedy	Connections Academy-SoCal		BIL- BCBA	09:00 AM	09:15 AM	0.25 Regular	K.O.
10/06/2023	Sheri Kennedy	Connections Academy-SoCal		BIL- BCBA	09:00 AM	10:00 AM	1.00 Regular	
10/06/2023	Sheri Kennedy	Connections Academy-SoCal		BIL- BCBA	08:45 AM	09:00 AM	0.25 Regular	
10/13/2023	Sheri Kennedy	Connections Academy-SoCal		BIL- BCBA	09:00 AM	10:00 AM	1.00 Regular	
10/20/2023	Sheri Kennedy	Connections Academy-SoCal		BIL- BCBA	09:00 AM	10:00 AM	1.00 Regular	
10/27/2023	Sheri Kennedy	Connections Academy-SoCal		BIL- BCBA	08:00 AM	08:45 AM	0.75 Make-Up	
10/27/2023	Sheri Kennedy	Connections Academy-SoCal		BIL- BCBA	08:45 AM	09:00 AM	0.25 Regular	
10/27/2023	Sheri Kennedy	Connections Academy-SoCal		BIL- BCBA	03:35 PM	04:05 PM	0.50 Make-Up	4.7
10/24/2023	Sheri Kennedy	Connections Academy-SoCal		BIL- BCBA	08:00 AM	08:30 AM	0.50 No Show	0.5
10/03/2023	Sheri Kennedy	Connections Academy-SoCal		BIL- BCBA	03:00 PM	04:00 PM	1.00 Regular	
10/06/2023	Sheri Kennedy	Connections Academy-SoCal		BIL- BCBA	12:30 PM	01:30 PM	1.00 Regular	
10/10/2023	Sheri Kennedy	Connections Academy-SoCal		BIL- BCBA	03:00 PM	04:00 PM	1.00 Regular	

Date	Provider	School	Student(s)	Service	Start Time	End Time	Billable	Session Type	Note
10/13/2023	Sheri Kennedy	Connections Academy - SoCal		BH- BCBA	12:30 PM	01:30 PM	1.00	Regular	
10/17/2023	Sheri Kennedy	Connections Academy - SoCal		BH- BCBA	03:00 PM	04:00 PM	1.00	No Show	
10/20/2023	Sheri Kennedy	Connections Academy - SoCal		BH- BCBA	12:30 PM	01:30 PM	1.00	Regular	
10/24/2023	Sheri Kennedy	Connections Academy - SoCal		BH- BCBA	03:00 PM	04:00 PM	1.00	Regular	
10/27/2023	Sheri Kennedy	Connections Academy - SoCal		BH- BCBA	12:30 PM	01:30 PM	1.00	Regular	
10/31/2023	Sheri Kennedy	Connections Academy - SoCal		BH- BCBA	03:00 PM	04:00 PM	1.00	Regular	9.00
10/05/2023	Sheri Kennedy	Connections Academy - SoCal		BH- BCBA	11:15 AM	11:30 AM	0.50	Make-Up	
10/12/2023	Sheri Kennedy	Connections Academy - SoCal		BH- BCBA	08:00 AM	08:30 AM	0.50	Regular	
10/19/2023	Sheri Kennedy	Connections Academy - SoCal		BH- BCBA	08:00 AM	08:30 AM	0.50	Regular	
10/26/2023	Sheri Kennedy	Connections Academy - SoCal		BH- BCBA	08:00 AM	08:30 AM	0.50	Regular	2.00
							31.00		

Date	Provider	School	Student(s)	Service	Start Time	End Time	Billable Session Type	Note
10/02/2023	Daryl Murdock	Connections Academy - SoCal	[REDACTED]	Physical Therapy	10:30 AM	11:00 AM	0.50 Late Cancel	[REDACTED]
10/04/2023	Daryl Murdock	Connections Academy - SoCal	[REDACTED]	Physical Therapy	03:30 PM	04:00 PM	0.50 Make-Up	[REDACTED]
10/11/2023	Daryl Murdock	Connections Academy - SoCal	[REDACTED]	Physical Therapy	03:30 PM	04:00 PM	0.50 Regular	[REDACTED]
10/18/2023	Daryl Murdock	Connections Academy - SoCal	[REDACTED]	Physical Therapy	03:30 PM	04:00 PM	0.50 Regular	[REDACTED]
10/25/2023	Daryl Murdock	Connections Academy - SoCal	[REDACTED]	Physical Therapy	03:30 PM	04:00 PM	0.50 Regular	[REDACTED]
							1.50	

Date	Provider	School	Service	Start Time	End Time	Rateable Session Type	Note
10/02/2023	Michelle Perry	Connections Academy- SoCal	Physical Therapy	12:30 PM	01:00 PM	0.50 No Show	
10/09/2023	Michelle Perry	Connections Academy- SoCal	Physical Therapy	12:30 PM	01:00 PM	0.50 Regular	
10/16/2023	Michelle Perry	Connections Academy- SoCal	Physical Therapy	12:30 PM	01:00 PM	0.50 Regular	
10/20/2023	Michelle Perry	Connections Academy- SoCal	Physical Therapy	12:30 PM	01:00 PM	0.50 No Show	2.00
10/05/2023	Michelle Perry	Connections Academy- SoCal	Physical Therapy	09:30 AM	10:00 AM	0.50 Regular	
10/12/2023	Michelle Perry	Connections Academy- SoCal	Physical Therapy	09:30 AM	10:00 AM	0.50 Regular	
10/19/2023	Michelle Perry	Connections Academy- SoCal	Physical Therapy	09:30 AM	10:00 AM	0.50 Regular	1.50
10/30/2023	Michelle Perry	Connections Academy- SoCal	Physical Therapy	11:30 AM	11:45 AM	0.25 Regular	0.25
10/04/2023	Michelle Perry	Connections Academy- SoCal	Physical Therapy	08:30 PM	04:00 PM	0.50 Regular	
10/11/2023	Michelle Perry	Connections Academy- SoCal	Physical Therapy	03:30 PM	04:00 PM	0.50 Late Cancell	
10/17/2023	Michelle Perry	Connections Academy- SoCal	Physical Therapy	10:00 AM	10:30 AM	0.50 Late Cancell	
10/21/2023	Michelle Perry	Connections Academy- SoCal	Physical Therapy	10:00 AM	10:30 AM	0.50 Regular	2.00
10/04/2023	Michelle Perry	Connections Academy- SoCal	Physical Therapy	12:30 PM	01:00 PM	0.50 Regular	
10/11/2023	Michelle Perry	Connections Academy- SoCal	Physical Therapy	12:30 PM	01:00 PM	0.50 Regular	
10/18/2023	Michelle Perry	Connections Academy- SoCal	Physical Therapy	12:30 PM	01:00 PM	0.50 Regular	
10/06/2023	Michelle Perry	Connections Academy- SoCal	Physical Therapy	09:35 AM	10:05 AM	0.50 No Show	1.50
10/13/2023	Michelle Perry	Connections Academy- SoCal	Physical Therapy	09:30 AM	10:00 AM	0.50 No Show	1.00

Date	Provider	School	Student(s)	Service	Start Time	End Time	Billable Session Type	Note
10/31/2023	Sara E. (Connie) Cj	Connections Academy- SoCal	[REDACTED]	IEP Prep	11:00 AM	11:30 AM	0.50 IEP Prep	[REDACTED]
							0.50	

Date	Provider	School	Student(s)	Service	Start Time	End Time	Billable Session Type	Note
10/06/2023	Jocelyn Del Rosari	Connections Academy - SoCal	[REDACTED]	I/P Attendance	10:00 AM	11:00 AM	1.00 I/P Attendance	[REDACTED]
10/04/2023	Jocelyn Del Rosari	Connections Academy - SoCal	[REDACTED]	Occupational Therapy	02:10 PM	03:10 PM	1.00 Regular	[REDACTED]
10/06/2023	Jocelyn Del Rosari	Connections Academy - SoCal	[REDACTED]	Occupational Therapy	08:00 AM	09:00 AM	1.00 Regular	[REDACTED]
10/11/2023	Jocelyn Del Rosari	Connections Academy - SoCal	[REDACTED]	Occupational Therapy	02:10 PM	03:10 PM	1.00 Regular	[REDACTED]
10/18/2023	Jocelyn Del Rosari	Connections Academy - SoCal	[REDACTED]	Occupational Therapy	02:10 PM	03:10 PM	1.00 Regular	[REDACTED]
10/25/2023	Jocelyn Del Rosari	Connections Academy - SoCal	[REDACTED]	Occupational Therapy	02:10 PM	03:10 PM	1.00 Regular	[REDACTED]
							6.00	

Date	Provider	School	Student(s)	Service	Start Time	End Time	Billable Session Type	Note
10/10/2023	Dyanne Van Peter	Connections Academy - SoCal		Student Onboarding	10:00 AM	10:30 AM	0.50 Regular	
10/04/2023	Dyanne Van Peter	Connections Academy - SoCal		Student Onboarding	02:00 PM	02:30 PM	0.50 Regular	
10/04/2023	Dyanne Van Peter	Connections Academy - SoCal		Student Onboarding	11:00 AM	11:30 AM	0.50 Regular	
10/02/2023	Dyanne Van Peter	Connections Academy - SoCal		IEP Attendance	02:00 PM	03:00 PM	1.00 IEP Attendance	
10/02/2023	Dyanne Van Peter	Connections Academy - SoCal		Occupational Therapy	02:00 PM	03:05 PM	1.08 IEP Attendance	
10/03/2023	Dyanne Van Peter	Connections Academy - SoCal		Occupational Therapy	11:20 AM	12:00 PM	0.67 First Scheduled Se	
10/04/2023	Dyanne Van Peter	Connections Academy - SoCal		Student Onboarding	10:00 AM	10:30 AM	0.50 Regular	
10/04/2023	Dyanne Van Peter	Connections Academy - SoCal		Student Onboarding	01:00 PM	01:30 PM	0.50 Regular	3.25
10/05/2023	Dyanne Van Peter	Connections Academy - SoCal		Occupational Therapy	12:00 PM	12:40 PM	0.67 IEP Attendance	0.50
10/10/2023	Dyanne Van Peter	Connections Academy - SoCal		Student Onboarding	12:00 PM	12:30 PM	0.50 Regular	1.17
10/11/2023	Dyanne Van Peter	Connections Academy - SoCal		Occupational Therapy	08:00 AM	08:30 AM	0.50 Late Cancel	
10/04/2023	Dyanne Van Peter	Connections Academy - SoCal		Student Onboarding	09:00 AM	09:30 AM	0.50 Regular	
10/10/2023	Dyanne Van Peter	Connections Academy - SoCal		Student Onboarding	12:30 PM	01:00 PM	0.50 Regular	1.00
10/10/2023	Dyanne Van Peter	Connections Academy - SoCal		Occupational Therapy	03:00 PM	03:30 PM	0.50 First Scheduled Se	0.50
10/10/2023	Dyanne Van Peter	Connections Academy - SoCal		Occupational Therapy	03:30 PM	04:00 PM	0.50 Make-Up	
10/11/2023	Dyanne Van Peter	Connections Academy - SoCal		Occupational Therapy	03:00 PM	03:30 PM	0.50 Regular	
10/11/2023	Dyanne Van Peter	Connections Academy - SoCal		Occupational Therapy	03:30 PM	04:00 PM	0.50 Make-Up	
10/04/2023	Dyanne Van Peter	Connections Academy - SoCal		Student Onboarding	11:30 AM	12:00 PM	0.50 Regular	2.50
10/04/2023	Dyanne Van Peter	Connections Academy - SoCal		Student Onboarding	12:30 PM	01:00 PM	0.50 Regular	
10/03/2023	Dyanne Van Peter	Connections Academy - SoCal		Occupational Therapy	01:00 PM	02:00 PM	1.00 IEP Attendance	
10/04/2023	Dyanne Van Peter	Connections Academy - SoCal		Student Onboarding	09:30 AM	10:00 AM	0.50 Regular	1.50
10/10/2023	Dyanne Van Peter	Connections Academy - SoCal		Student Onboarding	01:30 PM	02:00 PM	0.50 Regular	0.50
							12.92	

Date	Provider	School	Standard(s)	Service	Start Time	End Time	Billable Session Type	Rate
10/05/2023	Alexis Wilson	Connections Academy- SoCal		Occupational Therapy	01:30 PM	01:55 PM	0.42 Regular	
10/12/2023	Alexis Wilson	Connections Academy- SoCal		Occupational Therapy	02:00 PM	02:25 PM	0.42 Regular	
10/19/2023	Alexis Wilson	Connections Academy- SoCal		Occupational Therapy	01:30 PM	01:55 PM	0.42 Regular	
10/26/2023	Alexis Wilson	Connections Academy- SoCal		Occupational Therapy	01:30 PM	01:55 PM	0.42 Regular	1.67
10/02/2023	Alexis Wilson	Connections Academy- SoCal		Occupational Therapy	02:30 PM	03:00 PM	0.50 Regular	
10/23/2023	Alexis Wilson	Connections Academy- SoCal		Occupational Therapy	02:30 PM	03:00 PM	0.50 Regular	1.00
10/05/2023	Alexis Wilson	Connections Academy- SoCal		Occupational Therapy	01:00 PM	01:30 PM	0.50 No Show	
10/12/2023	Alexis Wilson	Connections Academy- SoCal		Occupational Therapy	01:00 PM	01:30 PM	0.50 Regular	
10/19/2023	Alexis Wilson	Connections Academy- SoCal		Occupational Therapy	01:00 PM	01:30 PM	0.50 Regular	
10/26/2023	Alexis Wilson	Connections Academy- SoCal		Occupational Therapy	01:00 PM	01:30 PM	0.50 Regular	
10/02/2023	Alexis Wilson	Connections Academy- SoCal		Occupational Therapy	08:00 AM	08:19 AM	0.17 IEP Attendance	2.00
10/12/2023	Alexis Wilson	Connections Academy- SoCal		Occupational Therapy	03:45 PM	04:00 PM	0.25 No Show	
10/16/2023	Alexis Wilson	Connections Academy- SoCal		Occupational Therapy	08:00 AM	08:30 AM	0.50 IEP Attendance	0.92
10/03/2023	Alexis Wilson	Connections Academy- SoCal		Occupational Therapy	02:30 PM	02:55 PM	0.42 Regular	
10/10/2023	Alexis Wilson	Connections Academy- SoCal		Occupational Therapy	02:30 PM	02:55 PM	0.42 Regular	
10/17/2023	Alexis Wilson	Connections Academy- SoCal		Occupational Therapy	02:30 PM	02:55 PM	0.42 Late Canceled	
10/24/2023	Alexis Wilson	Connections Academy- SoCal		Occupational Therapy	02:30 PM	02:55 PM	0.42 Regular	
10/31/2023	Alexis Wilson	Connections Academy- SoCal		Occupational Therapy	02:30 PM	02:55 PM	0.42 Regular	2.08
10/09/2023	Alexis Wilson	Connections Academy- SoCal		Occupational Therapy	02:00 PM	02:45 PM	0.75 Regular	
10/23/2023	Alexis Wilson	Connections Academy- SoCal		Occupational Therapy	02:00 PM	02:45 PM	0.75 Regular	1.50
10/03/2023	Alexis Wilson	Connections Academy- SoCal		Occupational Therapy	01:00 PM	01:30 PM	0.50 Regular	
10/10/2023	Alexis Wilson	Connections Academy- SoCal		Occupational Therapy	01:00 PM	01:30 PM	0.50 Regular	
10/17/2023	Alexis Wilson	Connections Academy- SoCal		Occupational Therapy	01:00 PM	01:30 PM	0.50 Regular	
10/24/2023	Alexis Wilson	Connections Academy- SoCal		Occupational Therapy	01:00 PM	01:30 PM	0.50 Regular	
10/31/2023	Alexis Wilson	Connections Academy- SoCal		Occupational Therapy	01:00 PM	01:30 PM	0.50 Regular	2.50
10/06/2023	Alexis Wilson	Connections Academy- SoCal		Occupational Therapy	12:00 PM	12:30 PM	0.50 No Show	
10/11/2023	Alexis Wilson	Connections Academy- SoCal		Occupational Therapy	02:00 PM	02:30 PM	0.50 Regular	
10/18/2023	Alexis Wilson	Connections Academy- SoCal		Occupational Therapy	02:00 PM	02:30 PM	0.50 Regular	
10/25/2023	Alexis Wilson	Connections Academy- SoCal		Occupational Therapy	02:00 PM	02:30 PM	0.50 No Show	2.00
								13.67

Date	Provider	School	Student(s)	Service	Start Time	End Time	Billable Session Type	Note
10/03/2023	Catherine Bogues	Connections Academy-SoCal		Speech Therapy	03:30 PM	04:00 PM	0.50 Regular	
10/10/2023	Catherine Bogues	Connections Academy-SoCal		Speech Therapy	03:30 PM	04:00 PM	0.50 Regular	1.00
10/03/2023	Catherine Bogues	Connections Academy-SoCal		Speech Therapy	01:30 PM	02:00 PM	0.50 Regular	
10/04/2023	Catherine Bogues	Connections Academy-SoCal		Speech Therapy	01:30 PM	02:00 PM	0.50 Regular	
10/10/2023	Catherine Bogues	Connections Academy-SoCal		Speech Therapy	01:30 PM	02:00 PM	0.50 Regular	
10/11/2023	Catherine Bogues	Connections Academy-SoCal		Speech Therapy	01:30 PM	02:00 PM	0.50 Late Cancel	
10/17/2023	Catherine Bogues	Connections Academy-SoCal		Speech Therapy	01:30 PM	02:00 PM	0.50 Regular	
10/18/2023	Catherine Bogues	Connections Academy-SoCal		Speech Therapy	01:30 PM	02:00 PM	0.50 Regular	
10/24/2023	Catherine Bogues	Connections Academy-SoCal		Speech Therapy	01:30 PM	02:00 PM	0.50 Regular	
10/25/2023	Catherine Bogues	Connections Academy-SoCal		Speech Therapy	01:30 PM	02:00 PM	0.50 Regular	
10/31/2023	Catherine Bogues	Connections Academy-SoCal		Speech Therapy	01:30 PM	02:00 PM	0.50 Regular	4.50
10/03/2023	Catherine Bogues	Connections Academy-SoCal		Speech Therapy	01:00 PM	01:30 PM	0.50 Regular	
10/10/2023	Catherine Bogues	Connections Academy-SoCal		Speech Therapy	01:00 PM	01:30 PM	0.50 Regular	
10/17/2023	Catherine Bogues	Connections Academy-SoCal		Speech Therapy	01:00 PM	01:30 PM	0.50 Regular	
10/24/2023	Catherine Bogues	Connections Academy-SoCal		Speech Therapy	01:00 PM	01:30 PM	0.50 Regular	
10/31/2023	Catherine Bogues	Connections Academy-SoCal		Speech Therapy	01:00 PM	01:30 PM	0.50 No Show	1.50
10/04/2023	Catherine Bogues	Connections Academy-SoCal		Speech Therapy	01:00 PM	01:30 PM	0.50 Regular	
10/11/2023	Catherine Bogues	Connections Academy-SoCal		Speech Therapy	01:00 PM	01:30 PM	0.50 Regular	
10/18/2023	Catherine Bogues	Connections Academy-SoCal		Speech Therapy	01:00 PM	01:30 PM	0.50 Regular	
10/25/2023	Catherine Bogues	Connections Academy-SoCal		Speech Therapy	01:00 PM	01:30 PM	0.50 Regular	2.00
10/03/2023	Catherine Bogues	Connections Academy-SoCal		Speech Therapy	12:00 PM	12:30 PM	0.50 Regular	
10/04/2023	Catherine Bogues	Connections Academy-SoCal		Speech Therapy	12:00 PM	12:30 PM	0.50 Regular	
10/10/2023	Catherine Bogues	Connections Academy-SoCal		Speech Therapy	12:00 PM	12:30 PM	0.50 Regular	
10/17/2023	Catherine Bogues	Connections Academy-SoCal		Speech Therapy	12:00 PM	12:30 PM	0.50 Regular	
10/18/2023	Catherine Bogues	Connections Academy-SoCal		Speech Therapy	12:00 PM	12:30 PM	0.50 Regular	
10/24/2023	Catherine Bogues	Connections Academy-SoCal		Speech Therapy	12:00 PM	12:30 PM	0.50 Regular	
10/25/2023	Catherine Bogues	Connections Academy-SoCal		Speech Therapy	12:00 PM	12:30 PM	0.50 Regular	
10/31/2023	Catherine Bogues	Connections Academy-SoCal		Speech Therapy	12:00 PM	12:30 PM	0.50 Regular	4.50

Date	Provider	School	Student(s)	Service	Start Time	End Time	Billable	Session Type	Note
10/25/2023	Jennifer AI	Connections Academy - SoCal	[REDACTED]	Speech Therapy	03:00 PM	03:30 PM	0.50	Regular	[REDACTED]
10/30/2023	Jennifer AI	Connections Academy - SoCal	[REDACTED]	Speech Therapy	03:00 PM	03:30 PM	0.50	Regular	[REDACTED]
10/31/2023	Jennifer AI	Connections Academy - SoCal	[REDACTED]	Speech Therapy	03:00 PM	03:30 PM	0.50	No Show	[REDACTED]

Date	Provider	School	Service	Start Time	End Time	Billable Session Type	Note
10/02/2023	Nichole Dziana	Connections Academy - SoCal	Speech Therapy	10:30 AM	11:00 AM	0.50 Regular	
10/04/2023	Nichole Dziana	Connections Academy - SoCal	Speech Therapy	10:30 AM	11:00 AM	0.50 Regular	
10/09/2023	Nichole Dziana	Connections Academy - SoCal	Speech Therapy	10:30 AM	11:00 AM	0.50 Regular	
10/11/2023	Nichole Dziana	Connections Academy - SoCal	Speech Therapy	10:30 AM	11:00 AM	0.50 Regular	
10/16/2023	Nichole Dziana	Connections Academy - SoCal	Speech Therapy	10:30 AM	11:00 AM	0.50 Regular	
10/18/2023	Nichole Dziana	Connections Academy - SoCal	Speech Therapy	10:30 AM	11:00 AM	0.50 Late Canceled	
10/23/2023	Nichole Dziana	Connections Academy - SoCal	Speech Therapy	10:30 AM	11:00 AM	0.50 Regular	
10/25/2023	Nichole Dziana	Connections Academy - SoCal	Speech Therapy	10:30 AM	11:00 AM	0.50 Regular	
10/30/2023	Nichole Dziana	Connections Academy - SoCal	Speech Therapy	10:30 AM	11:00 AM	0.50 Regular	4.50
10/02/2023	Nichole Dziana	Connections Academy - SoCal	Speech Therapy	01:30 PM	02:00 PM	0.50 Regular	
10/04/2023	Nichole Dziana	Connections Academy - SoCal	Speech Therapy	01:30 PM	02:00 PM	0.50 Regular	
10/09/2023	Nichole Dziana	Connections Academy - SoCal	Speech Therapy	01:30 PM	02:00 PM	0.50 Regular	
10/11/2023	Nichole Dziana	Connections Academy - SoCal	Speech Therapy	01:30 PM	02:00 PM	0.50 Regular	
10/16/2023	Nichole Dziana	Connections Academy - SoCal	Speech Therapy	01:30 PM	02:00 PM	0.50 Regular	
10/18/2023	Nichole Dziana	Connections Academy - SoCal	Speech Therapy	01:30 PM	02:00 PM	0.50 Regular	
10/23/2023	Nichole Dziana	Connections Academy - SoCal	Speech Therapy	01:30 PM	02:00 PM	0.50 Late Canceled	
10/25/2023	Nichole Dziana	Connections Academy - SoCal	Speech Therapy	01:30 PM	02:00 PM	0.50 Regular	
10/30/2023	Nichole Dziana	Connections Academy - SoCal	Speech Therapy	01:30 PM	02:00 PM	0.50 Regular	4.50
10/02/2023	Nichole Dziana	Connections Academy - SoCal	Speech Therapy	08:00 AM	08:30 AM	0.50 Regular	
10/04/2023	Nichole Dziana	Connections Academy - SoCal	Speech Therapy	08:00 AM	08:30 AM	0.50 Regular	
10/09/2023	Nichole Dziana	Connections Academy - SoCal	Speech Therapy	08:00 AM	08:30 AM	0.50 Regular	
10/11/2023	Nichole Dziana	Connections Academy - SoCal	Speech Therapy	08:00 AM	08:30 AM	0.50 Regular	
10/16/2023	Nichole Dziana	Connections Academy - SoCal	Speech Therapy	08:00 AM	08:30 AM	0.50 Regular	
10/23/2023	Nichole Dziana	Connections Academy - SoCal	Speech Therapy	08:00 AM	08:30 AM	0.50 Regular	
10/25/2023	Nichole Dziana	Connections Academy - SoCal	Speech Therapy	08:00 AM	08:30 AM	0.50 Regular	
10/30/2023	Nichole Dziana	Connections Academy - SoCal	Speech Therapy	08:00 AM	08:30 AM	0.50 Regular	4.00
10/16/2023	Nichole Dziana	Connections Academy - SoCal	IEP Attendance	10:00 AM	10:30 AM	0.50 IEP Attendance	
10/10/2023	Nichole Dziana	Connections Academy - SoCal	IEP Prep	02:30 PM	03:30 PM	1.00 IEP Prep	
10/12/2023	Nichole Dziana	Connections Academy - SoCal	Speech Therapy	01:00 PM	01:30 PM	0.50 Regular	
10/03/2023	Nichole Dziana	Connections Academy - SoCal	Speech Therapy	02:00 PM	02:30 PM	0.50 Regular	
10/05/2023	Nichole Dziana	Connections Academy - SoCal	Speech Therapy	02:00 PM	02:30 PM	0.50 Regular	
10/10/2023	Nichole Dziana	Connections Academy - SoCal	Speech Therapy	02:00 PM	02:30 PM	0.50 Regular	
10/12/2023	Nichole Dziana	Connections Academy - SoCal	Speech Therapy	02:00 PM	02:30 PM	0.50 Regular	
10/17/2023	Nichole Dziana	Connections Academy - SoCal	Speech Therapy	02:00 PM	02:30 PM	0.50 Regular	
10/19/2023	Nichole Dziana	Connections Academy - SoCal	Speech Therapy	02:00 PM	02:30 PM	0.50 Regular	
10/24/2023	Nichole Dziana	Connections Academy - SoCal	Speech Therapy	02:00 PM	02:30 PM	0.50 Regular	
10/26/2023	Nichole Dziana	Connections Academy - SoCal	Speech Therapy	02:00 PM	02:30 PM	0.50 Regular	
10/31/2023	Nichole Dziana	Connections Academy - SoCal	Speech Therapy	02:00 PM	02:30 PM	0.50 Regular	4.50
10/02/2023	Nichole Dziana	Connections Academy - SoCal	Speech Therapy	01:00 PM	01:30 PM	0.50 Regular	
10/05/2023	Nichole Dziana	Connections Academy - SoCal	Speech Therapy	12:00 PM	12:30 PM	0.50 Regular	
10/09/2023	Nichole Dziana	Connections Academy - SoCal	Speech Therapy	01:00 PM	01:30 PM	0.50 Regular	
10/12/2023	Nichole Dziana	Connections Academy - SoCal	Speech Therapy	12:00 PM	12:30 PM	0.50 Regular	
10/16/2023	Nichole Dziana	Connections Academy - SoCal	Speech Therapy	01:00 PM	01:30 PM	0.50 Regular	
10/19/2023	Nichole Dziana	Connections Academy - SoCal	Speech Therapy	12:00 PM	12:30 PM	0.50 Regular	
10/23/2023	Nichole Dziana	Connections Academy - SoCal	Speech Therapy	01:00 PM	01:30 PM	0.50 Regular	
10/26/2023	Nichole Dziana	Connections Academy - SoCal	Speech Therapy	01:00 PM	01:30 PM	0.50 Regular	
10/30/2023	Nichole Dziana	Connections Academy - SoCal	Speech Therapy	01:00 PM	01:30 PM	0.50 Regular	4.50
10/16/2023	Nichole Dziana	Connections Academy - SoCal	IEP Attendance	08:00 AM	09:00 AM	1.00 IEP Attendance	
10/12/2023	Nichole Dziana	Connections Academy - SoCal	IEP Prep	02:30 PM	03:30 PM	1.00 IEP Prep	
10/03/2023	Nichole Dziana	Connections Academy - SoCal	Speech Therapy	09:30 AM	10:00 AM	0.50 Late Canceled	
10/05/2023	Nichole Dziana	Connections Academy - SoCal	Speech Therapy	09:30 AM	10:00 AM	0.50 Regular	
10/10/2023	Nichole Dziana	Connections Academy - SoCal	Speech Therapy	09:30 AM	10:00 AM	0.50 Regular	
10/12/2023	Nichole Dziana	Connections Academy - SoCal	Speech Therapy	09:30 AM	10:00 AM	0.50 Regular	

Date	Provider	School	Student(s)	Service	Start Time	End Time	Billable Session Type	Note
10/17/2023	Nichole Dziama	Connections Academy - SoCal		Speech Therapy	09:30 AM	10:00 AM	0.50 Regular	
10/19/2023	Nichole Dziama	Connections Academy - SoCal		Speech Therapy	09:30 AM	10:00 AM	0.50 Regular	
10/24/2023	Nichole Dziama	Connections Academy - SoCal		Speech Therapy	09:30 AM	10:00 AM	0.50 Regular	
10/26/2023	Nichole Dziama	Connections Academy - SoCal		Speech Therapy	09:30 AM	10:00 AM	0.50 Regular	
10/31/2023	Nichole Dziama	Connections Academy - SoCal		Speech Therapy	09:30 AM	10:00 AM	0.50 Regular	4.50
10/03/2023	Nichole Dziama	Connections Academy - SoCal		Speech Therapy	01:30 PM	02:00 PM	0.50 Regular	
10/10/2023	Nichole Dziama	Connections Academy - SoCal		Speech Therapy	01:30 PM	02:00 PM	0.50 Regular	
10/17/2023	Nichole Dziama	Connections Academy - SoCal		Speech Therapy	01:30 PM	02:00 PM	0.50 Late Canceled	
10/24/2023	Nichole Dziama	Connections Academy - SoCal		Speech Therapy	01:30 PM	02:00 PM	0.50 Regular	
10/31/2023	Nichole Dziama	Connections Academy - SoCal		Speech Therapy	01:30 PM	02:00 PM	0.50 Regular	2.50
10/03/2023	Nichole Dziama	Connections Academy - SoCal		Speech Therapy	10:00 AM	10:30 AM	0.50 Regular	
10/05/2023	Nichole Dziama	Connections Academy - SoCal		Speech Therapy	10:00 AM	10:30 AM	0.50 Regular	
10/10/2023	Nichole Dziama	Connections Academy - SoCal		Speech Therapy	10:00 AM	10:30 AM	0.50 Regular	
10/12/2023	Nichole Dziama	Connections Academy - SoCal		Speech Therapy	10:00 AM	10:30 AM	0.50 Regular	
10/17/2023	Nichole Dziama	Connections Academy - SoCal		Speech Therapy	10:00 AM	10:30 AM	0.50 Regular	
10/19/2023	Nichole Dziama	Connections Academy - SoCal		Speech Therapy	10:00 AM	10:30 AM	0.50 Regular	
10/24/2023	Nichole Dziama	Connections Academy - SoCal		Speech Therapy	10:00 AM	10:30 AM	0.50 Regular	
10/26/2023	Nichole Dziama	Connections Academy - SoCal		Speech Therapy	10:00 AM	10:30 AM	0.50 Regular	
10/31/2023	Nichole Dziama	Connections Academy - SoCal		Speech Therapy	10:00 AM	10:30 AM	0.50 Regular	4.50
10/05/2023	Nichole Dziama	Connections Academy - SoCal		Speech Therapy	12:30 PM	01:00 PM	0.50 Late Canceled	
10/12/2023	Nichole Dziama	Connections Academy - SoCal		Speech Therapy	12:30 PM	01:00 PM	0.50 Regular	
10/19/2023	Nichole Dziama	Connections Academy - SoCal		Speech Therapy	12:30 PM	01:00 PM	0.50 Regular	
10/26/2023	Nichole Dziama	Connections Academy - SoCal		Speech Therapy	12:30 PM	01:00 PM	0.50 Regular	2.00
10/02/2023	Nichole Dziama	Connections Academy - SoCal		Speech Therapy	12:00 PM	12:30 PM	0.50 Regular	
10/03/2023	Nichole Dziama	Connections Academy - SoCal		Speech Therapy	11:30 AM	12:00 PM	0.50 Regular	
10/09/2023	Nichole Dziama	Connections Academy - SoCal		Speech Therapy	12:00 PM	12:30 PM	0.50 Regular	
10/10/2023	Nichole Dziama	Connections Academy - SoCal		Speech Therapy	11:30 AM	12:00 PM	0.50 Regular	
10/16/2023	Nichole Dziama	Connections Academy - SoCal		Speech Therapy	12:00 PM	12:30 PM	0.50 Regular	
10/17/2023	Nichole Dziama	Connections Academy - SoCal		Speech Therapy	11:30 AM	12:00 PM	0.50 Regular	
10/23/2023	Nichole Dziama	Connections Academy - SoCal		Speech Therapy	12:00 PM	12:30 PM	0.50 Regular	
10/24/2023	Nichole Dziama	Connections Academy - SoCal		Speech Therapy	11:30 AM	12:00 PM	0.50 Regular	
10/30/2023	Nichole Dziama	Connections Academy - SoCal		Speech Therapy	12:00 PM	12:30 PM	0.50 Regular	
10/31/2023	Nichole Dziama	Connections Academy - SoCal		Speech Therapy	11:30 AM	12:00 PM	0.50 Regular	5.00
10/02/2023	Nichole Dziama	Connections Academy - SoCal		Speech Therapy	12:30 PM	12:50 PM	0.33 Regular	
10/03/2023	Nichole Dziama	Connections Academy - SoCal		Speech Therapy	12:30 PM	12:50 PM	0.33 Regular	
10/04/2023	Nichole Dziama	Connections Academy - SoCal		Speech Therapy	12:30 PM	12:50 PM	0.33 Regular	
10/09/2023	Nichole Dziama	Connections Academy - SoCal		Speech Therapy	12:30 PM	12:50 PM	0.33 Regular	
10/10/2023	Nichole Dziama	Connections Academy - SoCal		Speech Therapy	12:30 PM	12:50 PM	0.33 Regular	
10/11/2023	Nichole Dziama	Connections Academy - SoCal		Speech Therapy	12:30 PM	12:50 PM	0.33 Regular	
10/16/2023	Nichole Dziama	Connections Academy - SoCal		Speech Therapy	12:30 PM	12:50 PM	0.33 Regular	
10/17/2023	Nichole Dziama	Connections Academy - SoCal		Speech Therapy	12:30 PM	12:50 PM	0.33 Regular	
10/18/2023	Nichole Dziama	Connections Academy - SoCal		Speech Therapy	12:30 PM	12:50 PM	0.33 Regular	
10/23/2023	Nichole Dziama	Connections Academy - SoCal		Speech Therapy	12:30 PM	12:50 PM	0.33 Regular	
10/24/2023	Nichole Dziama	Connections Academy - SoCal		Speech Therapy	12:30 PM	12:50 PM	0.33 Regular	
10/25/2023	Nichole Dziama	Connections Academy - SoCal		Speech Therapy	12:30 PM	12:50 PM	0.33 Regular	
10/30/2023	Nichole Dziama	Connections Academy - SoCal		Speech Therapy	12:30 PM	12:50 PM	0.33 Regular	
10/31/2023	Nichole Dziama	Connections Academy - SoCal		Speech Therapy	12:30 PM	12:50 PM	0.33 Regular	4.67
10/02/2023	Nichole Dziama	Connections Academy - SoCal		Speech Therapy	11:00 AM	11:30 AM	0.50 Regular	
10/09/2023	Nichole Dziama	Connections Academy - SoCal		Speech Therapy	11:00 AM	11:30 AM	0.50 Regular	
10/16/2023	Nichole Dziama	Connections Academy - SoCal		Speech Therapy	11:00 AM	11:30 AM	0.50 No Show	
10/23/2023	Nichole Dziama	Connections Academy - SoCal		Speech Therapy	11:00 AM	11:30 AM	0.50 Regular	
10/30/2023	Nichole Dziama	Connections Academy - SoCal		Speech Therapy	11:00 AM	11:30 AM	0.50 Late Canceled	
10/02/2023	Nichole Dziama	Connections Academy - SoCal		Speech Therapy	11:30 AM	12:00 PM	0.50 Regular	1.50

Date	Provider	School	Student(s)	Service	Start Time	End Time	Billable Session Type	Note
10/09/2023	Nichole Dziana	Connections Academy - SoCal		Speech Therapy	11:30 AM	12:00 PM	0.50 Regular	
10/16/2023	Nichole Dziana	Connections Academy - SoCal		Speech Therapy	11:30 AM	12:00 PM	0.50 Regular	
10/23/2023	Nichole Dziana	Connections Academy - SoCal		Speech Therapy	11:30 AM	12:00 PM	0.50 Regular	
10/30/2023	Nichole Dziana	Connections Academy - SoCal		Speech Therapy	11:30 AM	12:00 PM	0.50 Regular	
10/03/2023	Nichole Dziana	Connections Academy - SoCal		Speech Therapy	08:30 AM	09:00 AM	0.50 Regular	2.5
10/05/2023	Nichole Dziana	Connections Academy - SoCal		Speech Therapy	08:30 AM	09:00 AM	0.50 Regular	
10/10/2023	Nichole Dziana	Connections Academy - SoCal		Speech Therapy	08:30 AM	09:00 AM	0.50 Regular	
10/12/2023	Nichole Dziana	Connections Academy - SoCal		Speech Therapy	08:30 AM	09:00 AM	0.50 Regular	
10/17/2023	Nichole Dziana	Connections Academy - SoCal		Speech Therapy	08:30 AM	09:00 AM	0.50 Regular	
10/19/2023	Nichole Dziana	Connections Academy - SoCal		Speech Therapy	08:30 AM	09:00 AM	0.50 Regular	
10/24/2023	Nichole Dziana	Connections Academy - SoCal		Speech Therapy	08:30 AM	09:00 AM	0.50 Regular	
10/26/2023	Nichole Dziana	Connections Academy - SoCal		Speech Therapy	08:30 AM	09:00 AM	0.50 Regular	
10/31/2023	Nichole Dziana	Connections Academy - SoCal		Speech Therapy	12:00 PM	12:30 PM	0.50 Regular	4.5
							54.67	

Date	Presenter	School	Student(s)	Service	Start Time	End Time	Billable	Session Type	Rate
10/13/2023	Nohemi Moffatt	Connections Academy - SoCal		Student Onboarding	03:30 PM	04:00 PM	0.50	Regular	0.50
10/13/2023	Nohemi Moffatt	Connections Academy - SoCal		Student Onboarding	03:00 PM	03:30 PM	0.50	Regular	0.50
10/02/2023	Nohemi Moffatt	Connections Academy - SoCal		IEP Attendance	08:00 AM	09:00 AM	1.00	IEP Attendance	
10/06/2023	Nohemi Moffatt	Connections Academy - SoCal		Speech Therapy	08:00 AM	08:30 AM	0.50	Regular	
10/13/2023	Nohemi Moffatt	Connections Academy - SoCal		Speech Therapy	08:00 AM	08:30 AM	0.50	Regular	
10/20/2023	Nohemi Moffatt	Connections Academy - SoCal		Speech Therapy	08:00 AM	08:30 AM	0.50	Late Canceled	
10/27/2023	Nohemi Moffatt	Connections Academy - SoCal		Speech Therapy	08:00 AM	08:30 AM	0.50	Regular	
10/20/2023	Nohemi Moffatt	Connections Academy - SoCal		IEP Attendance	02:00 PM	03:00 PM	1.00	IEP Attendance	3.00
10/18/2023	Nohemi Moffatt	Connections Academy - SoCal		IEP Prep	08:30 AM	09:30 AM	1.00	IEP Prep	
10/13/2023	Nohemi Moffatt	Connections Academy - SoCal		Student Onboarding	04:00 PM	04:30 PM	0.50	Regular	2.50
10/02/2023	Nohemi Moffatt	Connections Academy - SoCal		Speech Therapy	01:30 PM	02:00 PM	0.50	Regular	
10/09/2023	Nohemi Moffatt	Connections Academy - SoCal		Speech Therapy	01:30 PM	02:00 PM	0.50	Regular	
10/13/2023	Nohemi Moffatt	Connections Academy - SoCal		Speech Therapy	01:30 PM	02:00 PM	0.50	No Show	
10/16/2023	Nohemi Moffatt	Connections Academy - SoCal		Speech Therapy	01:30 PM	02:00 PM	0.50	Regular	
10/23/2023	Nohemi Moffatt	Connections Academy - SoCal		Speech Therapy	01:30 PM	02:00 PM	0.50	Regular	
10/27/2023	Nohemi Moffatt	Connections Academy - SoCal		Speech Therapy	01:30 PM	02:00 PM	0.50	No Show	
10/25/2023	Nohemi Moffatt	Connections Academy - SoCal		Student Onboarding	03:30 PM	04:00 PM	0.50	Regular	3.00

Date	Provider	School	Student(s)	Service	Start Time	End Time	Billable Session Type	Note
10/05/2023	Nohemi Moffatt	Connections Academy-SoCal		Speech Therapy	08:00 AM	08:25 AM	0.42 No Show	0.50
10/12/2023	Nohemi Moffatt	Connections Academy-SoCal		Speech Therapy	08:00 AM	08:25 AM	0.42 Late Canceled	
10/19/2023	Nohemi Moffatt	Connections Academy-SoCal		Speech Therapy	12:00 PM	12:25 PM	0.42 Regular	
10/26/2023	Nohemi Moffatt	Connections Academy-SoCal		Speech Therapy	12:00 PM	12:25 PM	0.42 Regular	1.67
10/06/2023	Nohemi Moffatt	Connections Academy-SoCal		IEP Attendance	10:00 AM	11:00 AM	1.00 IEP Attendance	
10/06/2023	Nohemi Moffatt	Connections Academy-SoCal		IEP Prep	08:30 AM	10:00 AM	1.50 IEP Prep	
10/02/2023	Nohemi Moffatt	Connections Academy-SoCal		Speech Therapy	12:30 PM	01:15 PM	0.75 Regular	
10/09/2023	Nohemi Moffatt	Connections Academy-SoCal		Speech Therapy	12:30 PM	01:15 PM	0.75 Regular	
10/16/2023	Nohemi Moffatt	Connections Academy-SoCal		Speech Therapy	12:30 PM	01:15 PM	0.75 Regular	
10/23/2023	Nohemi Moffatt	Connections Academy-SoCal		Speech Therapy	12:30 PM	01:15 PM	0.75 Regular	
10/30/2023	Nohemi Moffatt	Connections Academy-SoCal		Speech Therapy	12:30 PM	01:15 PM	0.75 Regular	6.25

Date	Provider	School	Student(s)	Service	Start Time	End Time	Billable Session Type	Note
10/26/2023	Laura Kovalenko	Connections Academy- SoCal		IEP Attendance	12:30 PM	01:00 PM	0.50 Regular	
10/26/2023	Laura Kovalenko	Connections Academy- SoCal		IEP Prep	10:00 AM	10:15 AM	0.25 IEP Prep	
10/31/2023	Laura Kovalenko	Connections Academy- SoCal		Speech Therapy	03:00 PM	04:00 PM	1.00 No Show	
10/10/2023	Laura Kovalenko	Connections Academy- SoCal		Speech Therapy	02:30 PM	02:55 PM	0.42 Regular	
10/17/2023	Laura Kovalenko	Connections Academy- SoCal		Speech Therapy	02:30 PM	02:55 PM	0.42 Regular	
10/24/2023	Laura Kovalenko	Connections Academy- SoCal		Speech Therapy	02:30 PM	02:55 PM	0.42 Regular	
10/31/2023	Laura Kovalenko	Connections Academy- SoCal		Speech Titration	02:30 PM	02:55 PM	0.42 Regular	
							3.42	
								1.75
								1.67

Date	Provider	School	Student(s)	Service	Start Time	End Time	Billable Session Type	Note
10/02/2023	Missy Yall	Connections Academy - SoCal	[REDACTED]	IEP Attendance	02:00 PM	03:00 PM	1.00 IEP Attendance	[REDACTED]
10/05/2023	Missy Yall	Connections Academy - SoCal	[REDACTED]	IEP Attendance	01:00 PM	01:30 PM	0.50 No Show 1.50	[REDACTED]

Date	Provider	School	Student(s)	Service	Start Time	End Time	Billable Session Type	Note
10/30/2023	Kylie Buatzi	Connections Academy - SoCal	[Redacted]	SLP Evaluation			Regular	[Redacted]
10/30/2023	Kylie Buatzi	Connections Academy - SoCal	[Redacted]	SLP Evaluation	10:00 AM	10:15 AM	Regular	[Redacted]
10/04/2023	Kylie Buatzi	Connections Academy - SoCal	[Redacted]	Speech Therapy			0.25 No Show	[Redacted]
10/11/2023	Kylie Buatzi	Connections Academy - SoCal	[Redacted]	Speech Therapy	10:00 AM	10:15 AM	0.25 Regular	[Redacted]
10/25/2023	Kylie Buatzi	Connections Academy - SoCal	[Redacted]	Speech Therapy	10:00 AM	10:15 AM	0.25 No Show	[Redacted]
10/05/2023	Kylie Buatzi	Connections Academy - SoCal	[Redacted]	IEP Attendance	12:00 PM	12:45 PM	0.75 IEP Attendance	[Redacted]
10/16/2023	Kylie Buatzi	Connections Academy - SoCal	[Redacted]	IEP Attendance	08:00 AM	08:30 AM	0.50 Regular	[Redacted]
10/03/2023	Kylie Buatzi	Connections Academy - SoCal	[Redacted]	Speech Therapy	11:00 AM	11:30 AM	0.50 Late Canceled	[Redacted]
10/10/2023	Kylie Buatzi	Connections Academy - SoCal	[Redacted]	Speech Therapy	11:00 AM	11:30 AM	0.50 Regular	[Redacted]
10/17/2023	Kylie Buatzi	Connections Academy - SoCal	[Redacted]	Speech Therapy	11:00 AM	11:30 AM	0.50 No Show	[Redacted]
10/26/2023	Kylie Buatzi	Connections Academy - SoCal	[Redacted]	Speech Therapy	11:00 AM	11:30 AM	0.50 Late Canceled	[Redacted]
10/31/2023	Kylie Buatzi	Connections Academy - SoCal	[Redacted]	Speech Therapy	11:00 AM	11:30 AM	0.50 Regular	[Redacted]
							4.50	

4.50 hours + 2 Evals

EFFECTUAL EDUCATIONAL CONSULTING SERVICES

22756 Sweet Meadow
 Mission Viejo, CA 92692
 (661) 400-1407
 rhawnda.bochum@eecsspedservices.com



Effectual Educational Consulting Services

BILL TO

Connections Education dba Pearson
 OBL
 SoCal
 10960 Grantchester Way - 3rd floor
 Columbia, MD 21044

INVOICE # 11273

DATE 09/30/2023

TERMS Net 30


DESCRIPTION	QTY	RATE	AMOUNT
Gary Vierra - Adaptive PE services: SoCal	0.75	110.00	82.50
09/23/23 0.25 [REDACTED]			
09/23/23 0.50 [REDACTED]			
Cheryl Stein - Adaptive PE services:	1.50	110.00	165.00
09/25/23 0.75 [REDACTED]			
09/27/23 0.75 [REDACTED]			
Monique Charbonnet - Physical Therapist: SoCal	3.50	160.00	560.00
09/08/23 0.50 [REDACTED]			
09/08/23 0.50 [REDACTED]			
09/15/23 0.50 [REDACTED]			
09/15/23 0.50 [REDACTED]			
09/22/23 0.50 [REDACTED]			
09/22/23 0.50 [REDACTED]			
09/29/23 0.50 [REDACTED]			
Kathryn Pierson - School Psychologist: SoCal	16	110.00	1,760.00
09/15/23 2.00 [REDACTED]			
09/16/23 4.00 [REDACTED]			
09/17/23 5.00 [REDACTED]			
09/18/23 2.00 [REDACTED]			
09/19/23 1.00 [REDACTED]			
09/22/23 1.00 [REDACTED]			
09/25/23 1.00 [REDACTED]			
Shannon Ricci - Audiologist: SoCal	4	130.00	520.00
09/21/23 1.00 [REDACTED]			
09/29/23 3.00 [REDACTED]			
Erin Titone - Orthopedic Impairment Specialist: SoCal	1	120.00	120.00
09/20/23 0.50 [REDACTED]			
09/26/23 0.50 [REDACTED]			
Keisha Middleton - School Psychologist:	26	110.00	2,860.00

DESCRIPTION	QTY	RATE	AMOUNT
Socal			
09/22/23 4.00			
09/27/23 7.50			
09/28/23 6.50			
09/29/23 8.00			
Bevy Escobar - School Nurse:	16	110.00	1,760.00
SOCAL			
09/25/23 4.00			
09/19/23 4.00			
09/25/23 4.00			
09/29/23 4.00			
Hether Henderson - School Psychologist:	3.50	110.00	385.00
SOCAL			
09/13/23 2.00			
09/29/23 1.50			
Kris Jones BAE Therapy - Behavior Intervention Services:	8	100.00	800.00
SoCal			
09/07/23 2.00			
09/13/23 2.00			
09/20/23 2.00			
09/27/02 2.00			
Artesja Cobb - Occupational Therapist:	8.50	130.00	1,105.00
SoCAL			
9/7/2023 0.50			
9/14/2023 0.50			
9/21/2023 0.50			
9/28/2023 0.50			
9/6/2023 0.50			
9/13/2023 0.50			
9/20/2023 0.50			
9/25/2023 1.00			
9/27/2023 0.50			
9/6/2023 0.50			
9/13/2023 0.50			
9/25/2023 0.50			
9/27/2023 0.50			
9/13/2023 0.50			
9/15/2023 0.50			
9/29/2023 0.50			
Henry Hernandez - Counseling & Guidance:	9.90	100.00	990.00
SoCal			
09/06/23 0.50			
09/06/23 1.15			
09/13/23 0.50			
09/13/23 1.15			
09/20/23 0.50			
09/20/23 1.15			
09/27/23 0.50			
09/27/23 1.15			
09/21/23 0.50			
09/21/23 1.15			
09/28/23 0.50			
09/28/23 1.15			
Henry Hernandez - Behavior Intervention Services:	27.90	100.00	2,790.00

DESCRIPTION	QTY	RATE	AMOUNT
-------------	-----	------	--------

SoCal

09/06/23 0.50
 09/06/23 1.15
 09/13/23 0.50
 09/13/23 1.15
 09/21/23 0.50
 09/21/23 1.15
 09/27/23 0.50
 09/27/23 1.15
 09/07/23 0.50
 09/07/23 1.15
 09/14/23 0.50
 09/14/23 1.15
 09/20/23 0.50
 09/20/23 1.15
 09/27/23 0.50
 09/27/23 1.15
 09/07/23 0.50
 09/07/23 1.15
 09/14/23 0.50
 09/14/23 1.15
 09/21/23 0.50
 09/21/23 1.15
 09/28/23 0.50
 09/28/23 1.15
 09/12/23 0.50
 09/19/23 0.50
 09/26/23 0.50
 09/14/23 0.50
 09/14/23 1.15
 09/28/23 0.50
 09/28/23 1.15
 09/13/23 0.50
 09/13/23 1.15
 09/27/23 0.50
 09/27/23 1.15



21.05 100.00 2,105.00

Henry Hernandez - Individual Counseling:

SoCal

09/07/23 0.50
 09/07/23 1.15
 09/14/23 0.50
 09/14/23 1.15
 09/20/23 0.50
 09/20/23 1.15
 09/27/23 0.50
 09/27/23 1.15
 09/07/23 0.50
 09/07/23 1.15
 09/14/23 0.50
 09/14/23 1.15
 09/18/23 0.25
 09/26/23 0.50
 09/26/23 1.15
 09/05/23 0.50
 09/05/23 1.15
 09/12/23 0.50



DESCRIPTION	QTY	RATE	AMOUNT
09/12/23 1.15 [REDACTED]			
09/19/23 0.50 [REDACTED]			
09/19/23 1.15 [REDACTED]			
09/26/23 0.50 [REDACTED]			
09/26/23 1.15 [REDACTED]			
09/07/23 0.50 [REDACTED]			
09/07/23 1.15 [REDACTED]			
09/22/23 1.00 [REDACTED]			
Dale Stone - Speech and Language Pathologist:			
09/01/23 1.00 [REDACTED]	1	130.00	130.00
Sarah Johnson - Adaptive PE services:			
SoCal			
09/06/23 0.50 [REDACTED]			
09/11/23 0.50 [REDACTED]			
09/07/23 0.50 [REDACTED]			
09/13/23 0.50 [REDACTED]			
09/20/23 0.50 [REDACTED]			
09/27/23 0.50 [REDACTED]			
09/28/23 0.25 [REDACTED]			
09/06/23 0.50 [REDACTED]			
09/13/23 0.50 [REDACTED]			
09/20/23 0.50 [REDACTED]			
09/27/23 0.50 [REDACTED]			
Gabriela Gonzalez - Individual Counseling:			
SoCal			
09/06/23 1.00 [REDACTED]			
09/11/23 1.00 [REDACTED]			
09/18/23 1.70 [REDACTED]			
09/25/23 1.20 [REDACTED]			
Jill Morrison - Behavior Intervention Services:			
SoCal			
09/05/23 0.50 [REDACTED]			
09/05/23 1.75 [REDACTED]			
09/12/23 0.50 [REDACTED]			
09/12/23 1.20 [REDACTED]			
09/19/23 0.50 [REDACTED]			
09/19/23 1.20 [REDACTED]			
09/26/23 0.50 [REDACTED]			
09/26/23 1.20 [REDACTED]			
Gabriela Gonzalez - Behavior Intervention Services:			
SoCal			
09/05/23 0.50 [REDACTED]			
09/05/23 1.00 [REDACTED]			
09/11/23 0.50 [REDACTED]			
09/11/23 1.00 [REDACTED]			
09/18/23 0.50 [REDACTED]			
09/25/23 0.50 [REDACTED]			
09/25/23 1.00 [REDACTED]			
09/07/23 0.50 [REDACTED]			
09/07/23 1.20 [REDACTED]			
09/14/23 0.50 [REDACTED]			
09/14/23 1.20 [REDACTED]			
09/21/23 0.50 [REDACTED]			
09/28/23 0.50 [REDACTED]			
09/28/23 1.75 [REDACTED]			
	11.15	100.00	1,115.00

DESCRIPTION	QTY	RATE	AMOUNT
Jill Morrison - Individual Counseling:	22.95	100.00	2,295.00
SoCal			
09/05/23 0.50			
09/05/23 1.50			
09/12/23 0.50			
09/12/23 1.20			
09/19/23 0.50			
09/19/23 1.20			
09/26/23 0.50			
09/26/23 1.20			
09/12/23 0.50			
09/12/23 1.20			
09/26/23 0.50			
09/26/23 1.20			
09/11/23 0.50			
09/11/23 1.20			
09/18/23 0.50			
09/18/23 1.20			
09/25/23 0.50			
09/25/23 1.20			
09/05/23 0.50			
09/05/23 1.75			
09/12/23 0.50			
09/12/23 1.20			
09/19/23 0.50			
09/19/23 1.20			
09/26/23 0.50			
09/26/23 1.20			

Thank you for your business.

BALANCE DUE

\$21,345.00



INVOICE

JIGSAW LEARNING, LLC DBA TEACHTOWN
2 CONSTITUTION WAY
WOBURN, MA 01801 USA

INVOICE #: INV3492
 DATE: 12/05/2023
 CUSTOMER: C-03039

SOLD TO:	SHIP TO:
-----------------	-----------------

California Connections Academy
 33272 Valle Rd
 San Juan Capistrano CA 92675-4842

California Connections Academy
 33272 Valle Rd
 San Juan Capistrano CA 92675-4842

CUSTOMER P.O.	SHIP VIA	F.O.B.	TERMS
PO#2023 - 24 - 48		ORIGIN	Net 30

ITEM	DESCRIPTION	QTY SHIPPED	PRORATION	DISCOUNT	PRICE	AMOUNT
ENC0265	enCORE K-12 Student Sub Std Pkg 07/01/2024 - 06/30/2027	289	1	0	\$365.00	\$105,485.00
TRG0020	enCORE K-12 Full Virtual Training 101, 102, 103 -	1	1	0	\$5,000.00	\$5,000.00
ENC0350	enCORE Professional Services - Training Webinar -	1	1	0	\$1,667.00	\$1,667.00
TRG0030	Basics Virtual Program Training -	1	1	0	\$800.00	\$800.00
TRG0035	Social Skills Virtual Program Training -	1	1	0	\$800.00	\$800.00
TRG0040	Transition to Adulthood Virtual Program Training -	1	1	0	\$800.00	\$800.00

Subtotal	\$114,552.00
Sales Tax and Freight Total	\$0.00
Total	\$114,552.00
Amount Applied	\$(0.00)
Amount Due	\$114,552.00

Remit Payment To: TeachTown - PO Box 83210, Woburn, MA 01813-3210

[Click To Pay Online](#)



INVOICE

JIGSAW LEARNING, LLC DBA TEACHTOWN
2 CONSTITUTION WAY
WOBURN, MA 01801 USA

INVOICE #: INV3493
 DATE: 12/05/2023
 CUSTOMER: C-03039

SOLD TO: **SHIP TO:**

California Connections Academy
 33272 Valle Rd
 San Juan Capistrano CA 92675-4842

California Connections Academy
 33272 Valle Rd
 San Juan Capistrano CA 92675-4842

CUSTOMER P.O.	SHIP VIA	F.O.B.	TERMS
PO#2023 - 24 - 48		ORIGIN	Net 30

ITEM	DESCRIPTION	QTY SHIPPED	PRORATION	DISCOUNT	PRICE	AMOUNT
ENC0265	enCORE K-12 Student Sub Std Pkg 02/20/2024 - 06/30/2024	289	.4166575	0	\$365.00	\$43,951.12
Subtotal						\$43,951.12
Sales Tax and Freight Total						\$0.00
Total						\$43,951.12
Amount Applied						\$(0.00)
Amount Due						\$43,951.12

Remit Payment To: TeachTown - PO Box 83210, Woburn, MA 01813-3210

[Click To Pay Online](#)



575 Market St
 Suite 1850
 San Francisco, CA 94105
 accounts-receivable@clever.com

INVOICE

INVOICE #: INV016503
 DATE: 12/13/2023
 DUE DATE: 01/12/2024
 PAYMENT TERMS: NET 30

BILL TO: California Online Public Schools
 33272 Valle Road
 Palmdale, CA 93551
 United States

INVOICE PERIOD: GOOGLE WORKSPACE EDUCATION PLUS - IDM - 01/05/2024 - 01/05/2025 PO#2023-24-61

PRODUCT	QUANTITY	RATE	AMOUNT
	9182	\$6	\$55,092.00
Subtotal			\$55,092.00
Sales Tax			\$0.00
Total			\$55,092.00

***To view a detailed breakdown of your school connections, please see the BILLING tab in your Clever Apps Dashboard**

Remittance Checks Address

Clever Inc.
 75 Remittance Drive, Dept 6598
 Chicago, IL 60675-6598

Electronic Funds Transfer

Bank Name: Square 1 Bank
 Bank Address: 406 Blackwell Street, Suite 240
 Durham, NC 27701
 Account Name: Clever Inc.
 Bank Routing Number (ACH or Wire): 053112615
 SWIFT code: SQARUS33
 Bank Account Number: 3164897

INVOICE

TTC4SUCCESS
 937 Pearl Drive
 San Marcos, CA 92078

tasha@ttc4success.com
 +1 (951) 775-4292



Connections

Bill to
 California Online Public Schools
 33272 Valle Road
 San Juan Capistrano, CA 92675

Invoice details
 Invoice no.: 1288
 Terms: Net 30
 Invoice date: 11/20/2023
 Due date: 12/20/2023

#	Date	Product or service	SKU	Qty	Rate	Amount
1.		SPED Services Oct Southern CA			\$52,601.94	\$52,601.94
2.		SPED Services Oct Northern CA			\$31,038.12	\$31,038.12
3.		SPED Services Oct North Bay			\$3,536.55	\$3,536.55
4.		SPED Services Oct Monterrey Bay			\$3,836.70	\$3,836.70
5.		SPED Services Oct Central Coast			\$292.32	\$292.32
6.		SPED Services Oct Central Valley			\$1,787.85	\$1,787.85
Total						\$93,093.48

INVOICE

TTC4SUCCESS
 937 Pearl Drive
 San Marcos, CA 92078

tasha@ttc4success.com
 +1 (951) 775-4292



Connections

Bill to

California Online Public Schools
 33272 Valle Road
 San Juan Capistrano, CA 92675

Ship to

California Online Public Schools
 33272 Valle Road
 San Juan Capistrano, CA 92675

Invoice details

Invoice no.: 1305
 Terms: Net 30
 Invoice date: 12/04/2023
 Due date: 01/03/2024

#	Date	Product or service	SKU	Qty	Rate	Amount
1.		SPED Services So Cal Nov 2023			\$53,019.54	\$53,019.54
2.		SPED Services North CA Nov 2023			\$29,806.20	\$29,806.20
3.		SPED Services North Bay Nov 2023			\$2,153.25	\$2,153.25
4.		SPED Services Monterrey Bay Nov 2023			\$2,936.25	\$2,936.25
5.		SPED Services Central Coast Nov 2023			\$234.90	\$234.90
6.		SPED Services Central Valley Nov 2023			\$1,879.20	\$1,879.20
Total						\$90,029.34

Parsec Education, Inc.

PO Box 286
 Fresno, CA 93708 US
 +1 5597534529
 julie@parseceducation.com
 https://www.parseceducation.com/



INVOICE

BILL TO
 Than Short
 California Online Public Schools
 San Juan Capistrano, CA
 92675

INVOICE 20230124
DATE 12/18/2023
TERMS Net 30
DUE DATE 01/17/2024

DATE	ACTIVITY	DESCRIPTION	QTY	RATE	AMOUNT
	License Fees	Effective 1/1/2024 - 12/31/2024	1	2,500.00	2,500.00
	Service Fees	Parsec Go+	1	60,000.00	60,000.00
	Service Fees	PARsecPRO	1	2,750.00	2,750.00

Make all checks payable to Parsec Education, Inc.

SUBTOTAL	65,250.00
TAX	0.00
TOTAL	65,250.00
BALANCE DUE	\$65,250.00



BRANDASTIC
IGNITE YOUR POTENTIAL

Brandastic, Inc.
949.899.7340
3857 Birch Street, Suite 271
Newport Beach, CA 92660

Billed To	Date of Issue	Invoice Number	Amount Due (USD)
Julie Colombero	12/22/2023	1206902	\$21,000.00
California Online Public Schools	Due Date		
33271 Valle Road San Juan Capistrano, CA 92675	01/11/2024		

Description	Rate	Qty	Line Total
CCAS-1 CCAS-1 California Online Public Schools Revised Marketing Contract For January	\$21,000.00	1	\$21,000.00

Subtotal 21,000.00

Tax 0.00

Total 21,000.00

Amount Paid 0.00

Amount Due (USD) \$21,000.00

Terms

If mailing live checks, please use the address noted above. Thank you

PRIVATE POLICY NOTICE: We will NOT share your information. Ever.

Accelerate Education Incorporated
 3655 W Anthem Way; Suite A109237
 Anthem, AZ 85086
 bobs@accelerate.education
 www.Accelerate.Education

INVOICE

BILL TO

Richie Romero
 California Online Public
 Schools
 33272 Valle Rd
 San Juan Capistrano, CA
 92675

INVOICE # 6481
DATE 11/10/2023
DUE DATE 12/10/2023
TERMS Net 30

P.O. NUMBER
 2023 - 24 - 40

SALES REP
 PG

ACTIVITY	QTY	RATE	AMOUNT
HS Per Semester Content Per Semester Course Enrollments. Includes Content, Hosting, and Support. Physical Materials not Included. Discounted price based on a minimum of 4000 pre-purchased enrollments. Unused enrollments can roll over to the following year.	4,150	35.10	145,665.00
Training Year 1 Virtual Implementation & PD Package (Canvas) Unlimited access to live and on-demand training webinars and resources for administrators and teachers over course navigation and design and online learning best practices. (Canvas) Year 2+ pricing is half the cost of Year 1.	1	2,000.00	2,000.00

School Year 2023-2024 Contract

SUBTOTAL	147,665.00
TAX	0.00
TOTAL	147,665.00
BALANCE DUE	\$147,665.00



INVOICE

Page # 1

Capistrano Unified School District

33122 Valle Road
 San Juan Capistrano, CA 92675
 Phone: (949) 234-9332

CALIFORNIA CONNECTIONS ACADEMY - CARTER
 ATTN: LACHELLE CARTER
 DIRECTOR OF FINANCE
 33272 VALLE ROAD
 SAN JUAN CAPISTRANO, CA 92675

ACCT ID:	C68001133
INVOICE NUMBER:	68T10265
DIVISION:	68GN
TERM:	2324
INVOICE DATE:	12/15/23
DUE DATE:	01/31/24
AMOUNT DUE	\$47,071.00

Item	Account	Description	Amount
1	0101 0000 0 8699 0000 0000 205 69000000	1% OVERSIGHT - NOVEMBER, '23	47,071.00
INVOICE TOTAL			\$47,071.00

Please remit a copy with payment-Thank You

Remit to: **Capistrano Unified School District**
Attention: Accounts Receivable
33122 Valle Road
San Juan Capistrano, CA 92675

Account ID C68001133
 Account Name CALIFORNIA CONNECTIONS ACADEMY
 Invoice Number 68T10265
 DIV: 68GN
 TERM: 2324
 Due Date 01/31/24
 Amount Due \$47,071.00

Amount Paid \$ _____



8500 Balboa Blvd., Suite 140
 Northridge, CA 91325 US
 +1 8184740322
 info@charterimpact.com
 www.charterimpact.com

INVOICE

BILL TO

California Online Public
 Schools
 33272 Valle Road
 San Juan Capistrano, CA
 92675
 United States

INVOICE # 15353
DATE 01/01/2024
DUE DATE 01/31/2024
TERMS Net 30

ACTIVITY	QTY	RATE	AMOUNT
Business Mgmt. Business Management Services - Central Coast	1	1,621.00	1,621.00
Business Mgmt. Business Management Services - Central Valley	1	10,971.00	10,971.00
Business Mgmt. Business Management Services - Monterey	1	6,559.00	6,559.00
Business Mgmt. Business Management Services - North Bay	1	2,036.00	2,036.00
Business Mgmt. Business Management Services - NorCal	1	21,263.00	21,263.00
Business Mgmt. Business Management Services - SoCal	1	62,340.00	62,340.00

BALANCE DUE **\$104,790.00**

Scotts Valley Unified School District

Business Department
 108 Whispering Pines, Suite #115
 Scotts Valley, CA 95066
 (831)438-1820 FAX (831)438-2314

Direct any questions to the Business Department at (831)438-1820

CUSTOMER INVOICE

California Connections Academy
 Monterey Bay
 525 B Street, Suite 2200
 San Diego, CA 92101
Charter oversight fees: 22-23

Invoice # **INV24-00075**
 Invoice Date 11/01/2023
 Due Date 12/01/2023
 Customer # 000082
 Contract/Reference #

Description	Qty	Unit	Unit Price	Amount
2022-23 Admin Cost	1.00	1	6,000.00	6,000.00
2022-23 1% Oversight fee	1.00	1	51,528.26	51,528.26
Non-Taxable Total			57,528.26	
BALANCE DUE			\$57,528.26	

-----Detach this portion or make a copy of the invoice and mail it with the payment-----

District Account Number	Account Amount
(007862) 01- 0000- 0- - - 9209- - 2024	57,528.26

Please make checks payable to: **Scotts Valley Unified School District/Business Department**

Mail to:
Scotts Valley Unified School District
Business Department
108 Whispering Pines, Suite #115
Scotts Valley, CA 95066

Invoice # **INV24-00075**
 Amount Due **\$57,528.26**
 Customer # **000082**

Customer Copy



Charter School LCFF Calculation

County: Santa Cruz	Period: 2022-23 P-2
District: Scotts Valley Unified	CDS Code: 44 75432 0139410
LEA: California Connections Academy Monterey Bay	Charter No: 2056

BASE GRANT RATE PER ADA

Prior Year Base Grant Per ADA [EC 42238.02(d)]

Grades TK/K-3 Prior Year Base Grant per ADA	A-1 \$	<u>8,093</u>
Grades 4-6 Prior Year Base Grant per ADA	A-2 \$	<u>8,215</u>
Grades 7-8 Prior Year Base Grant per ADA	A-3 \$	<u>8,458</u>
Grades 9-12 Prior Year Base Grant per ADA	A-4 \$	<u>9,802</u>

COLA

COLA [EC 42238.02(d)(2)]	A-5	<u>0.0656</u>
Grades TK/K-3 COLA (A-1 * A-5)	A-6 \$	<u>531</u>
Grades 4-6 COLA (A-2 * A-5)	A-7 \$	<u>539</u>
Grades 7-8 COLA (A-3 * A-5)	A-8 \$	<u>555</u>
Grades 9-12 COLA (A-4 * A-5)	A-9 \$	<u>643</u>

Base Grant Adjustments

2022-23 Base Grant Adjustment [EC 42238.02(d)(5)]	A-10	<u>0.0670</u>
Grades TK/K-3 Base Grant Adjustment (A-1 * A-10)	A-11 \$	<u>542</u>
Grades 4-6 Base Grant Adjustment (A-2 * A-10)	A-12 \$	<u>550</u>
Grades 7-8 Base Grant Adjustment (A-3 * A-10)	A-13 \$	<u>567</u>
Grades 9-12 Base Grant Adjustment (A-4 * A-10)	A-14 \$	<u>657</u>

Current Year Base Grant Per ADA [EC 42238.02(d)]

Grades TK/K-3 Current Year Base Grant per ADA (A-1 + A-6 + A-11)	A-15 \$	<u>9,166</u>
Grades 4-6 Current Year Base Grant per ADA (A-2 + A-7 + A-12)	A-16 \$	<u>9,304</u>
Grades 7-8 Current Year Base Grant per ADA (A-3 + A-8 + A-13)	A-17 \$	<u>9,580</u>

Grades 9-12 Current Year Base Grant per ADA (A-4 + A-9 + A-14) A-18 \$ 11,102

Grade Span Adjustments

Grades TK/K-3 Adjustment [EC 42238.02(d)(3)(A)] A-19 1.1040

Grades 9-12 Adjustment [EC 42238.02(d)(4)] A-20 1.0260

Current Year Adjusted Base Grant per ADA

Grades TK/K-3 Current Year Adjusted Base Grant per ADA (A-15 * A-19) A-21 \$ 10,119

Grades 9-12 Current Year Adjusted Base Grant per ADA (A-18 * A-20) A-22 \$ 11,391

AVERAGE DAILY ATTENDANCE (ADA) [EC 42238.05]

Base, Supplemental, and Concentration Grant Funded ADA [EC 42238.05(f)]

Grades TK/K-3 Funded ADA B-1 83.34

Grades 4-6 Funded ADA B-2 71.93

Grades 7-8 Funded ADA B-3 83.38

Grades 9-12 Funded ADA B-4 219.56

Total Funded ADA (Sum of B-1 through B-4) B-5 458.21

BASE GRANT [EC 42238.02(i)(1)]

Grades TK/K-3 Base Grant (A-21 * B-1) C-1 \$ 843,317

Grades 4-6 Base Grant (A-16 * B-2) C-2 \$ 669,237

Grades 7-8 Base Grant (A-17 * B-3) C-3 \$ 798,780

Grades 9-12 Base Grant (A-22 * B-4) C-4 \$ 2,501,008

Total Base Grant (Sum of C-1 through C-4) C-5 \$ 4,812,342

SUPPLEMENTAL GRANT [EC 42238.02(e)]

Unduplicated Pupil Percentage [EC 42238.02(b)(5)] D-1 0.3395

Supplemental Grant Factor D-2 0.2000

Grades TK/K-3 Supplemental Grant (C-1 * D-1 * D-2) D-3 \$ 57,261

Grades 4-6 Supplemental Grant (C-2 * D-1 * D-2) D-4 \$ 45,441

Grades 7-8 Supplemental Grant (C-3 * D-1 * D-2) D-5 \$ 54,237

Grades 9-12 Supplemental Grant (C-4 * D-1 * D-2) D-6 \$ 169,818

Total Supplemental Grant (Sum of D-3 through D-6) D-7 \$ 326,757

CONCENTRATION GRANT [EC 42238.02(f)]

Unduplicated Pupil Percentage for Concentration Cap [EC 42238.02(f)(2)]	E-1	<u>0.1322</u>
Percentage used to calculate Concentration Grant (amount by which E-1 exceeds 55 percent) [if E-1 is less than or equal to 0.55, 0; else (E-1 - 0.55)]	E-2	<u>0.0000</u>
Concentration Grant Factor	E-3	<u>0.65</u>
Grades TK/K-3 Concentration Grant (C-1 * E-2 * E-3)	E-4 \$	<u>0</u>
Grades 4-6 Concentration Grant (C-2 * E-2 * E-3)	E-5 \$	<u>0</u>
Grades 7-8 Concentration Grant (C-3 * E-2 * E-3)	E-6 \$	<u>0</u>
Grades 9-12 Concentration Grant (C-4 * E-2 * E-3)	E-7 \$	<u>0</u>
Total Concentration Grant (Sum of E-4 through E-7)	E-8 \$	<u>0</u>

LCFF ENTITLEMENT ADD-ONS AND ADJUSTMENTS

Total Base, Supplemental and Concentration Grant (C-5 + D-7 + E-8)	F-1 \$	<u>5,139,099</u>
---	---------------	-------------------------

Add-on Amounts

Economic Recovery Target Add-on [EC 42238.025(d)]	G-1 \$	<u>0</u>
Prior Year Transitional Kindergarten Add-on Rate per ADA (Commencing with 2023-24)	G-2 \$	<u>0</u>
Current Year Transitional Kindergarten Add-on Rate per ADA	G-3 \$	<u>2,813</u>
Current Year Transitional Kindergarten ADA	G-4	<u>4.88</u>
Transitional Kindergarten Add-on [EC 42238.02(g)(2)] (G-3 * G-4)	G-5 \$	<u>13,727</u>
Total Add-on Amounts (G-1 + G-5)	G-6 \$	<u>13,727</u>

LCFF Entitlement before Adjustments (F-1 + G-6)	H-1 \$	<u>5,152,826</u>
--	---------------	-------------------------

Miscellaneous Adjustments	H-2 \$	<u>0</u>
---------------------------	--------	----------

Total LCFF Entitlement (H-1 + H-2)	H-3 \$	<u>5,152,826</u>
---	---------------	-------------------------

LCFF FUNDING [EC 42238.02(j)]

Local Revenue (In-lieu of Property Taxes) [EC 47632 & 47635]

For Countywide charter schools [EC 47605.6], County Program charter schools [EC 47605.5], or State Board of Education approved charter schools [EC 47605(k)], skip I-1 through I-3; I-4 is from the Local Revenue Detail by District of Residence (LRDDR) exhibit. If Statewide Benefit charter school, skip I-1 through I-4.

Tax per ADA Rate	I-1 \$	<u>5,838.61</u>
Current Year Funded ADA (Equals B-5)	I-2	<u>458.21</u>
Base Grant (Equals C-5)	I-3 \$	<u>4,812,342</u>

Total In-lieu of Property Taxes (Lesser of (I-1 * I-2) or I-3 or equals G-1 from LRDDR)	I-4 \$	<u>2,675,309</u>
Gross State Aid (H-3 - I-4; if less than 0, I-5 = 0)	I-5 \$	<u>2,477,517</u>
Education Protection Account Entitlement	I-6 \$	<u>91,642</u>
Net State Aid (I-5 - I-6; if less than 0, I-7 = 0)	I-7 \$	<u>2,385,875</u>
MINIMUM STATE AID [EC 42238.03(e)]		
2012-13 General Purpose Funding Rate per ADA	J-1 \$	<u>0.00</u>
Current Year Funded ADA (Equals B-5)	J-2	<u>458.21</u>
Adjusted General Purpose Funding (J-1 * J-2)	J-3 \$	<u>0</u>
Minimum State Aid Adjustments	J-4 \$	<u>0</u>
Local Revenue (In-lieu of Property Taxes) (Equals I-4)	J-5 \$	<u>2,675,309</u>
Education Protection Account Entitlement (Equals I-6)	J-6 \$	<u>91,642</u>
General Purpose Funding Minimum State Aid (J-3 + J-4 - J-5 - J-6; if less than 0, J-7 = 0)	J-7 \$	<u>0</u>
2012-13 Categorical Program Entitlements excluding EC 42606 and 47634.1 (If J-2 = 0, J-8 = 0)	J-8 \$	<u>0</u>
Charter School Categorical Program Entitlement Rate per ADA for EC 42606 and 47634.1	J-9 \$	<u>0.00</u>
Charter School Categorical Program Funding for EC 42606 and 47634.1 adjusted for Current Year Funded ADA (J-2 * J-9)	J-10 \$	<u>0</u>
Categorical Minimum State Aid (J-8 + J-10)	J-11 \$	<u>0</u>
Minimum State Aid Guarantee (J-7 + J-11)	J-12 \$	<u>0</u>
LCFF STATE AID [EC 42238.03 (c) & (e)]		
EC 47635(a)(4) Offset (I-4 + J-12 - F-1; if less than 0, K-1 = 0)	K-1 \$	<u>0</u>
Additional State Aid to Meet the Minimum Guarantee Adjusted for EC 47635(a)(4) (J-12 - K-1 - I-7; if less than 0, K-2 = 0)	K-2 \$	<u>0</u>
LCFF State Aid, Adjusted for Minimum State Aid Guarantee and EC 47635(a)(4) Offset (I-7 + K-2)	K-3 \$	<u>2,385,875</u>

INFORMATIONAL DATA

Sponsoring School District Information

The sponsoring school district is the school district responsible for transferring in-lieu of property taxes to the charter school as defined by EC 47632. If the charter school reports ADA by district of residence, refer to the LRDDR exhibit for sponsoring school district information. If Statewide Benefit charter school, skip L-1 through L-3.

Sponsoring School Districts County-District Code	L-1	<u>44 75432</u>
Sponsoring School District	L-2	<u>Scotts Valley Unified</u>
In-lieu of Property Taxes Transfer Rate per ADA (I-4/B-5)	L-3 \$	<u>5,838.61</u>

LCFF Rate per ADA

Disclaimer: The rates provided below are for informational purposes only and may not represent total funding per unit of ADA.

Grades TK/K-3 [A-21 + (A-21 * D-1 * D-2) + (A-21 * E-2 * E-3)]	M-1 \$	<u>10,806.08</u>
Grades 4-6 [A-16 + (A-16 * D-1 * D-2) + (A-16 * E-2 * E-3)]	M-2 \$	<u>9,935.74</u>
Grades 7-8 [A-17 + (A-17 * D-1 * D-2) + (A-17 * E-2 * E-3)]	M-3 \$	<u>10,230.48</u>
Grades 9-12 [A-22 + (A-22 * D-1 * D-2) + (A-22 * E-2 * E-3)]	M-4 \$	<u>12,164.45</u>

[Export to Excel](#)

"Questions: Principal Apportionment Section | pase@cde.ca.gov | 916-324-4541"

Web Policy



Corporate Headquarters
 300 Corporate Center Drive
 Manalapan, NJ 07726
 Tel (732) 761-1955
 Fax (732) 761-8404
 (800) 718-8855
 www.oxfordconsulting.com

"Your Staffing Source for Educational and Therapeutic Professionals."

Invoice

Date	Invoice #
11/30/2023	162590

Bill To
California Online Public Schools LaChelle Carter-Finance Director 33272 Valle Road San Juan Capistrano, CA 92675

Serviced	Qty	Description	Rate	Amount
		Services Provided in November 2023		
		Paraprofessional Services Grade Band Para Support		
	1,534.09	CalOPS Grade Band Para Support	45.00	69,034.05
		Verification forms attached		
Total				\$69,034.05

New York
 Staten Island • Middletown

California
 Ontario • San Diego

Pennsylvania
 Havertown

Service Provider/ Therapist Name	Service Provided (Please use SEIS Service Code)	Service Date (Actual Service Date)	Service Duration - Hourly (Actual Length of Service)	Hourly Fee (Rate from Signed Master Contract)	Amount Due (Service Duration x Hourly Fee)
Natalie Hoss	Paraprofessional	11/1/2023	6.50	\$45.00	\$292.50
Natalie Hoss	Paraprofessional	11/6/2023	6.00	\$45.00	\$270.00
Natalie Hoss	Paraprofessional	11/7/2023	6.00	\$45.00	\$270.00
Natalie Hoss	Paraprofessional	11/8/2023	6.00	\$45.00	\$270.00
Natalie Hoss	Paraprofessional	11/9/2023	6.00	\$45.00	\$270.00
Natalie Hoss	Paraprofessional	11/13/2023	6.00	\$45.00	\$270.00
Natalie Hoss	Paraprofessional	11/14/2023	6.00	\$45.00	\$270.00
Natalie Hoss	Paraprofessional	11/15/2023	6.00	\$45.00	\$270.00
Natalie Hoss	Paraprofessional	11/16/2023	6.00	\$45.00	\$270.00
Natalie Hoss	Paraprofessional	11/17/2023	6.00	\$45.00	\$270.00
Natalie Hoss	Paraprofessional	11/27/2023	6.00	\$45.00	\$270.00
Natalie Hoss	Paraprofessional	11/28/2023	6.00	\$45.00	\$270.00
Natalie Hoss	Paraprofessional	11/29/2023	6.00	\$45.00	\$270.00
Natalie Hoss	Paraprofessional	11/30/2023	6.00	\$45.00	\$270.00
Laurelle Flax	Paraprofessional	11/1/2023	7.50	\$45.00	\$337.50
Laurelle Flax	Paraprofessional	11/2/2023	7.50	\$45.00	\$337.50
Laurelle Flax	Paraprofessional	11/3/2023	7.00	\$45.00	\$315.00
Laurelle Flax	Paraprofessional	11/6/2023	7.00	\$45.00	\$315.00
Laurelle Flax	Paraprofessional	11/7/2023	7.25	\$45.00	\$326.25
Laurelle Flax	Paraprofessional	11/8/2023	7.25	\$45.00	\$326.25
Laurelle Flax	Paraprofessional	11/9/2023	7.25	\$45.00	\$326.25
Laurelle Flax	Paraprofessional	11/13/2023	7.50	\$45.00	\$337.50
Laurelle Flax	Paraprofessional	11/14/2023	7.00	\$45.00	\$315.00
Laurelle Flax	Paraprofessional	11/15/2023	7.50	\$45.00	\$337.50
Laurelle Flax	Paraprofessional	11/16/2023	7.00	\$45.00	\$315.00
Laurelle Flax	Paraprofessional	11/17/2023	7.00	\$45.00	\$315.00
Laurelle Flax	Paraprofessional	11/27/2023	7.00	\$45.00	\$315.00
Laurelle Flax	Paraprofessional	11/28/2023	7.00	\$45.00	\$315.00
Laurelle Flax	Paraprofessional	11/29/2023	7.50	\$45.00	\$337.50
Laurelle Flax	Paraprofessional	11/30/2023	7.50	\$45.00	\$337.50
Lauren Clemison	Paraprofessional	11/1/2023	6.00	\$45.00	\$270.00
Lauren Clemison	Paraprofessional	11/2/2023	6.00	\$45.00	\$270.00
Lauren Clemison	Paraprofessional	11/3/2023	6.00	\$45.00	\$270.00
Lauren Clemison	Paraprofessional	11/6/2023	6.00	\$45.00	\$270.00
Lauren Clemison	Paraprofessional	11/7/2023	6.00	\$45.00	\$270.00
Lauren Clemison	Paraprofessional	11/8/2023	6.00	\$45.00	\$270.00
Lauren Clemison	Paraprofessional	11/9/2023	6.00	\$45.00	\$270.00
Lauren Clemison	Paraprofessional	11/13/2023	6.00	\$45.00	\$270.00
Lauren Clemison	Paraprofessional	11/14/2023	6.00	\$45.00	\$270.00
Lauren Clemison	Paraprofessional	11/15/2023	6.00	\$45.00	\$270.00
Lauren Clemison	Paraprofessional	11/16/2023	6.00	\$45.00	\$270.00
Lauren Clemison	Paraprofessional	11/17/2023	6.00	\$45.00	\$270.00
Lauren Clemison	Paraprofessional	11/27/2023	6.00	\$45.00	\$270.00
Lauren Clemison	Paraprofessional	11/28/2023	6.00	\$45.00	\$270.00
Lauren Clemison	Paraprofessional	11/29/2023	6.00	\$45.00	\$270.00
Lauren Clemison	Paraprofessional	11/30/2023	6.00	\$45.00	\$270.00

Kourtney Clark	Paraprofessional	11/1/2023	6.00	\$45.00	\$270.00
Kourtney Clark	Paraprofessional	11/2/2023	6.00	\$45.00	\$270.00
Kourtney Clark	Paraprofessional	11/3/2023	7.00	\$45.00	\$315.00
Kourtney Clark	Paraprofessional	11/6/2023	7.75	\$45.00	\$348.75
Kourtney Clark	Paraprofessional	11/7/2023	6.00	\$45.00	\$270.00
Kourtney Clark	Paraprofessional	11/8/2023	7.67	\$45.00	\$345.15
Kourtney Clark	Paraprofessional	11/9/2023	7.75	\$45.00	\$348.75
Kourtney Clark	Paraprofessional	11/13/2023	7.75	\$45.00	\$348.75
Kourtney Clark	Paraprofessional	11/14/2023	7.75	\$45.00	\$348.75
Kourtney Clark	Paraprofessional	11/15/2023	7.42	\$45.00	\$333.90
Kourtney Clark	Paraprofessional	11/16/2023	6.00	\$45.00	\$270.00
Kourtney Clark	Paraprofessional	11/17/2023	7.00	\$45.00	\$315.00
Kourtney Clark	Paraprofessional	11/29/2023	7.75	\$45.00	\$348.75
Kourtney Clark	Paraprofessional	11/30/2023	7.75	\$45.00	\$348.75
Gabriella Martinez	Paraprofessional	11/1/2023	7.00	\$45.00	\$315.00
Gabriella Martinez	Paraprofessional	11/2/2023	6.00	\$45.00	\$270.00
Gabriella Martinez	Paraprofessional	11/3/2023	6.00	\$45.00	\$270.00
Gabriella Martinez	Paraprofessional	11/6/2023	6.00	\$45.00	\$270.00
Gabriella Martinez	Paraprofessional	11/7/2023	6.00	\$45.00	\$270.00
Gabriella Martinez	Paraprofessional	11/8/2023	7.00	\$45.00	\$315.00
Gabriella Martinez	Paraprofessional	11/9/2023	6.00	\$45.00	\$270.00
Gabriella Martinez	Paraprofessional	11/13/2023	6.00	\$45.00	\$270.00
Gabriella Martinez	Paraprofessional	11/14/2023	6.00	\$45.00	\$270.00
Gabriella Martinez	Paraprofessional	11/15/2023	7.00	\$45.00	\$315.00
Gabriella Martinez	Paraprofessional	11/16/2023	6.00	\$45.00	\$270.00
Gabriella Martinez	Paraprofessional	11/17/2023	6.00	\$45.00	\$270.00
Gabriella Martinez	Paraprofessional	11/27/2023	6.00	\$45.00	\$270.00
Gabriella Martinez	Paraprofessional	11/28/2023	6.00	\$45.00	\$270.00
Gabriella Martinez	Paraprofessional	11/29/2023	7.00	\$45.00	\$315.00
Gabriella Martinez	Paraprofessional	11/30/2023	6.00	\$45.00	\$270.00
Edna Guerrero	Paraprofessional	11/1/2023	7.25	\$45.00	\$326.25
Edna Guerrero	Paraprofessional	11/2/2023	6.75	\$45.00	\$303.75
Edna Guerrero	Paraprofessional	11/3/2023	7.25	\$45.00	\$326.25
Edna Guerrero	Paraprofessional	11/6/2023	7.25	\$45.00	\$326.25
Edna Guerrero	Paraprofessional	11/7/2023	6.75	\$45.00	\$303.75
Edna Guerrero	Paraprofessional	11/8/2023	6.75	\$45.00	\$303.75
Edna Guerrero	Paraprofessional	11/9/2023	7.25	\$45.00	\$326.25
Edna Guerrero	Paraprofessional	11/13/2023	7.25	\$45.00	\$326.25
Edna Guerrero	Paraprofessional	11/14/2023	6.75	\$45.00	\$303.75
Edna Guerrero	Paraprofessional	11/15/2023	7.25	\$45.00	\$326.25
Edna Guerrero	Paraprofessional	11/16/2023	7.25	\$45.00	\$326.25
Edna Guerrero	Paraprofessional	11/17/2023	7.25	\$45.00	\$326.25
Edna Guerrero	Paraprofessional	11/27/2023	6.50	\$45.00	\$292.50
Edna Guerrero	Paraprofessional	11/28/2023	7.25	\$45.00	\$326.25

Edna Guerrero	Paraprofessional	11/29/2023	6.50	\$45.00	\$292.50
Edna Guerrero	Paraprofessional	11/30/2023	6.50	\$45.00	\$292.50
Heather Hilaman	Paraprofessional	11/1/2023	6.00	\$45.00	\$270.00
Heather Hilaman	Paraprofessional	11/2/2023	6.00	\$45.00	\$270.00
Heather Hilaman	Paraprofessional	11/3/2023	6.00	\$45.00	\$270.00
Heather Hilaman	Paraprofessional	11/6/2023	6.00	\$45.00	\$270.00
Heather Hilaman	Paraprofessional	11/7/2023	6.00	\$45.00	\$270.00
Heather Hilaman	Paraprofessional	11/8/2023	6.00	\$45.00	\$270.00
Heather Hilaman	Paraprofessional	11/9/2023	6.00	\$45.00	\$270.00
Heather Hilaman	Paraprofessional	11/13/2023	6.00	\$45.00	\$270.00
Heather Hilaman	Paraprofessional	11/14/2023	6.00	\$45.00	\$270.00
Heather Hilaman	Paraprofessional	11/15/2023	6.00	\$45.00	\$270.00
Heather Hilaman	Paraprofessional	11/16/2023	6.00	\$45.00	\$270.00
Heather Hilaman	Paraprofessional	11/17/2023	6.00	\$45.00	\$270.00
Heather Hilaman	Paraprofessional	11/27/2023	6.00	\$45.00	\$270.00
Heather Hilaman	Paraprofessional	11/28/2023	6.00	\$45.00	\$270.00
Heather Hilaman	Paraprofessional	11/29/2023	6.00	\$45.00	\$270.00
Heather Hilaman	Paraprofessional	11/30/2023	6.00	\$45.00	\$270.00
Lauren Fleischmann	Paraprofessional	11/1/2023	6.00	\$45.00	\$270.00
Lauren Fleischmann	Paraprofessional	11/2/2023	6.00	\$45.00	\$270.00
Lauren Fleischmann	Paraprofessional	11/3/2023	6.00	\$45.00	\$270.00
Lauren Fleischmann	Paraprofessional	11/6/2023	6.00	\$45.00	\$270.00
Lauren Fleischmann	Paraprofessional	11/7/2023	6.00	\$45.00	\$270.00
Lauren Fleischmann	Paraprofessional	11/8/2023	6.00	\$45.00	\$270.00
Lauren Fleischmann	Paraprofessional	11/9/2023	6.00	\$45.00	\$270.00
Lauren Fleischmann	Paraprofessional	11/13/2023	6.00	\$45.00	\$270.00
Lauren Fleischmann	Paraprofessional	11/14/2023	6.00	\$45.00	\$270.00
Lauren Fleischmann	Paraprofessional	11/15/2023	6.00	\$45.00	\$270.00
Lauren Fleischmann	Paraprofessional	11/16/2023	6.00	\$45.00	\$270.00
Lauren Fleischmann	Paraprofessional	11/17/2023	6.00	\$45.00	\$270.00
Lauren Fleischmann	Paraprofessional	11/27/2023	6.00	\$45.00	\$270.00
Lauren Fleischmann	Paraprofessional	11/28/2023	6.00	\$45.00	\$270.00
Lauren Fleischmann	Paraprofessional	11/29/2023	6.00	\$45.00	\$270.00
Lauren Fleischmann	Paraprofessional	11/30/2023	6.00	\$45.00	\$270.00
Raquel Salazar	Paraprofessional	11/1/2023	6.00	\$45.00	\$270.00
Raquel Salazar	Paraprofessional	11/2/2023	6.00	\$45.00	\$270.00
Raquel Salazar	Paraprofessional	11/3/2023	6.00	\$45.00	\$270.00
Raquel Salazar	Paraprofessional	11/6/2023	6.00	\$45.00	\$270.00
Raquel Salazar	Paraprofessional	11/7/2023	6.00	\$45.00	\$270.00
Raquel Salazar	Paraprofessional	11/8/2023	6.00	\$45.00	\$270.00
Raquel Salazar	Paraprofessional	11/9/2023	6.00	\$45.00	\$270.00

Raquel Salazar	Paraprofessional	11/13/2023	6.00	\$45.00	\$270.00
Raquel Salazar	Paraprofessional	11/14/2023	6.00	\$45.00	\$270.00
Raquel Salazar	Paraprofessional	11/15/2023	6.00	\$45.00	\$270.00
Raquel Salazar	Paraprofessional	11/16/2023	6.00	\$45.00	\$270.00
Raquel Salazar	Paraprofessional	11/17/2023	6.00	\$45.00	\$270.00
Raquel Salazar	Paraprofessional	11/27/2023	6.00	\$45.00	\$270.00
Raquel Salazar	Paraprofessional	11/28/2023	6.00	\$45.00	\$270.00
Raquel Salazar	Paraprofessional	11/29/2023	6.00	\$45.00	\$270.00
Raquel Salazar	Paraprofessional	11/30/2023	6.00	\$45.00	\$270.00
Lorie Nieva	Paraprofessional	11/1/2023	7.50	\$45.00	\$337.50
Lorie Nieva	Paraprofessional	11/2/2023	7.50	\$45.00	\$337.50
Lorie Nieva	Paraprofessional	11/3/2023	7.50	\$45.00	\$337.50
Lorie Nieva	Paraprofessional	11/6/2023	7.50	\$45.00	\$337.50
Lorie Nieva	Paraprofessional	11/7/2023	7.50	\$45.00	\$337.50
Lorie Nieva	Paraprofessional	11/8/2023	7.50	\$45.00	\$337.50
Lorie Nieva	Paraprofessional	11/9/2023	7.75	\$45.00	\$348.75
Lorie Nieva	Paraprofessional	11/13/2023	7.75	\$45.00	\$348.75
Lorie Nieva	Paraprofessional	11/14/2023	7.75	\$45.00	\$348.75
Lorie Nieva	Paraprofessional	11/15/2023	7.75	\$45.00	\$348.75
Lorie Nieva	Paraprofessional	11/16/2023	7.75	\$45.00	\$348.75
Lorie Nieva	Paraprofessional	11/17/2023	7.75	\$45.00	\$348.75
Lorie Nieva	Paraprofessional	11/27/2023	7.75	\$45.00	\$348.75
Lorie Nieva	Paraprofessional	11/28/2023	7.75	\$45.00	\$348.75
Lorie Nieva	Paraprofessional	11/29/2023	7.75	\$45.00	\$348.75
Lorie Nieva	Paraprofessional	11/30/2023	7.75	\$45.00	\$348.75
Patricia Cruz	Paraprofessional	11/1/2023	7.00	\$45.00	\$315.00
Patricia Cruz	Paraprofessional	11/2/2023	7.00	\$45.00	\$315.00
Patricia Cruz	Paraprofessional	11/3/2023	6.00	\$45.00	\$270.00
Patricia Cruz	Paraprofessional	11/6/2023	7.00	\$45.00	\$315.00
Patricia Cruz	Paraprofessional	11/7/2023	7.00	\$45.00	\$315.00
Patricia Cruz	Paraprofessional	11/8/2023	7.00	\$45.00	\$315.00
Patricia Cruz	Paraprofessional	11/9/2023	7.00	\$45.00	\$315.00
Patricia Cruz	Paraprofessional	11/13/2023	7.00	\$45.00	\$315.00
Patricia Cruz	Paraprofessional	11/14/2023	7.00	\$45.00	\$315.00
Patricia Cruz	Paraprofessional	11/15/2023	7.00	\$45.00	\$315.00
Patricia Cruz	Paraprofessional	11/16/2023	7.00	\$45.00	\$315.00
Patricia Cruz	Paraprofessional	11/17/2023	7.00	\$45.00	\$315.00
Patricia Cruz	Paraprofessional	11/27/2023	7.00	\$45.00	\$315.00
Patricia Cruz	Paraprofessional	11/28/2023	8.00	\$45.00	\$360.00
Patricia Cruz	Paraprofessional	11/29/2023	7.00	\$45.00	\$315.00
Patricia Cruz	Paraprofessional	11/30/2023	7.00	\$45.00	\$315.00

Leticia Filer	Paraprofessional	11/1/2023	7.00	\$45.00	\$315.00
Leticia Filer	Paraprofessional	11/2/2023	7.00	\$45.00	\$315.00
Leticia Filer	Paraprofessional	11/3/2023	7.00	\$45.00	\$315.00
Leticia Filer	Paraprofessional	11/6/2023	7.00	\$45.00	\$315.00
Leticia Filer	Paraprofessional	11/7/2023	7.00	\$45.00	\$315.00
Leticia Filer	Paraprofessional	11/8/2023	7.00	\$45.00	\$315.00
Leticia Filer	Paraprofessional	11/9/2023	7.00	\$45.00	\$315.00
Leticia Filer	Paraprofessional	11/13/2023	7.00	\$45.00	\$315.00
Leticia Filer	Paraprofessional	11/14/2023	7.00	\$45.00	\$315.00
Leticia Filer	Paraprofessional	11/15/2023	7.00	\$45.00	\$315.00
Leticia Filer	Paraprofessional	11/16/2023	7.00	\$45.00	\$315.00
Leticia Filer	Paraprofessional	11/17/2023	7.00	\$45.00	\$315.00
Leticia Filer	Paraprofessional	11/27/2023	7.00	\$45.00	\$315.00
Leticia Filer	Paraprofessional	11/28/2023	7.00	\$45.00	\$315.00
Leticia Filer	Paraprofessional	11/29/2023	7.00	\$45.00	\$315.00
Leticia Filer	Paraprofessional	11/30/2023	7.00	\$45.00	\$315.00
Jessica Johnson	Paraprofessional	11/1/2023	7.00	\$45.00	\$315.00
Jessica Johnson	Paraprofessional	11/2/2023	6.00	\$45.00	\$270.00
Jessica Johnson	Paraprofessional	11/3/2023	6.00	\$45.00	\$270.00
Jessica Johnson	Paraprofessional	11/6/2023	6.00	\$45.00	\$270.00
Jessica Johnson	Paraprofessional	11/7/2023	6.00	\$45.00	\$270.00
Jessica Johnson	Paraprofessional	11/8/2023	7.00	\$45.00	\$315.00
Jessica Johnson	Paraprofessional	11/9/2023	6.00	\$45.00	\$270.00
Jessica Johnson	Paraprofessional	11/13/2023	6.00	\$45.00	\$270.00
Jessica Johnson	Paraprofessional	11/14/2023	6.00	\$45.00	\$270.00
Jessica Johnson	Paraprofessional	11/15/2023	7.00	\$45.00	\$315.00
Jessica Johnson	Paraprofessional	11/16/2023	6.00	\$45.00	\$270.00
Jessica Johnson	Paraprofessional	11/17/2023	6.00	\$45.00	\$270.00
Jessica Johnson	Paraprofessional	11/27/2023	6.00	\$45.00	\$270.00
Jessica Johnson	Paraprofessional	11/28/2023	6.00	\$45.00	\$270.00
Jessica Johnson	Paraprofessional	11/29/2023	7.00	\$45.00	\$315.00
Jessica Johnson	Paraprofessional	11/30/2023	6.00	\$45.00	\$270.00
Amy Ziello	Paraprofessional	11/1/2023	7.00	\$45.00	\$315.00
Amy Ziello	Paraprofessional	11/2/2023	7.00	\$45.00	\$315.00
Amy Ziello	Paraprofessional	11/3/2023	7.00	\$45.00	\$315.00
Amy Ziello	Paraprofessional	11/6/2023	6.00	\$45.00	\$270.00
Amy Ziello	Paraprofessional	11/7/2023	6.00	\$45.00	\$270.00
Amy Ziello	Paraprofessional	11/8/2023	7.00	\$45.00	\$315.00
Amy Ziello	Paraprofessional	11/9/2023	6.00	\$45.00	\$270.00
Amy Ziello	Paraprofessional	11/13/2023	6.00	\$45.00	\$270.00
Amy Ziello	Paraprofessional	11/14/2023	6.00	\$45.00	\$270.00
Amy Ziello	Paraprofessional	11/15/2023	7.00	\$45.00	\$315.00

Amy Ziello	Paraprofessional	11/16/2023	6.00	\$45.00	\$270.00
Amy Ziello	Paraprofessional	11/17/2023	6.00	\$45.00	\$270.00
Amy Ziello	Paraprofessional	11/27/2023	6.00	\$45.00	\$270.00
Amy Ziello	Paraprofessional	11/28/2023	6.00	\$45.00	\$270.00
Amy Ziello	Paraprofessional	11/29/2023	7.00	\$45.00	\$315.00
Evelyn Wimby	Paraprofessional	11/1/2023	6.00	\$45.00	\$270.00
Evelyn Wimby	Paraprofessional	11/2/2023	6.00	\$45.00	\$270.00
Evelyn Wimby	Paraprofessional	11/3/2023	6.00	\$45.00	\$270.00
Evelyn Wimby	Paraprofessional	11/6/2023	6.00	\$45.00	\$270.00
Evelyn Wimby	Paraprofessional	11/7/2023	6.00	\$45.00	\$270.00
Evelyn Wimby	Paraprofessional	11/8/2023	6.00	\$45.00	\$270.00
Evelyn Wimby	Paraprofessional	11/9/2023	6.00	\$45.00	\$270.00
Evelyn Wimby	Paraprofessional	11/13/2023	6.00	\$45.00	\$270.00
Evelyn Wimby	Paraprofessional	11/14/2023	6.00	\$45.00	\$270.00
Evelyn Wimby	Paraprofessional	11/15/2023	6.00	\$45.00	\$270.00
Evelyn Wimby	Paraprofessional	11/16/2023	6.00	\$45.00	\$270.00
Evelyn Wimby	Paraprofessional	11/17/2023	6.00	\$45.00	\$270.00
Evelyn Wimby	Paraprofessional	11/27/2023	6.00	\$45.00	\$270.00
Evelyn Wimby	Paraprofessional	11/28/2023	6.00	\$45.00	\$270.00
Evelyn Wimby	Paraprofessional	11/29/2023	6.00	\$45.00	\$270.00
Evelyn Wimby	Paraprofessional	11/30/2023	6.00	\$45.00	\$270.00
			1534.09		
TOTALS			1534.09		\$ 69,034.05



Corporate Headquarters
 300 Corporate Center Drive
 Manalapan, NJ 07726
 Tel (732) 761-1955
 Fax (732) 761-8404
 (800) 718-8855
 www.oxfordconsulting.com

"Your Staffing Source for Educational and Therapeutic Professionals."

Invoice

Date	Invoice #
11/30/2023	162601

Bill To
California Online Public Schools So Cal LaChelle Carter-Finance Director 33272 Valle Road San Juan Capistrano, CA 92675

Serviced	Qty	Description	Rate	Amount
		Services provided in November 2023		
	23.16	Counseling services provided by Ana Rosario	107.00	2,478.12
	11	Counseling services provided by Takia Fischer	107.00	1,177.00
	2.5	Psych services provided by Joyce Carrillo	107.00	267.50
	3.5	BCBA services provided by Karly Tipton	125.00	437.50
	20.75	BCBA services provided by Sheri Kennedy	125.00	2,593.75
	2	PT services provided by Daryl Murdock	108.00	216.00
	1	PT eval provided by Daryl Murdock	600.00	600.00
	10.5	PT services provided by Michelle Perry	108.00	1,134.00
	1.5	OT services provided by Connie Choi	107.00	160.50
	6	OT services provided by Jocelyn Del Rosario	107.00	642.00
	8.42	OT services provided by Dyanne Van Peter	107.00	900.94
	13.52	OT services provided by Alexis Wilson	107.00	1,446.64
	1	OT eval provided by Alexis Wilson	600.00	600.00
	13.08	ST services provided by Catherine Bagues	107.00	1,399.56
	1.5	ST services provided by Jennifer Ai	107.00	160.50
	50.08	ST services provided by Nichole Dziama	107.00	5,358.56
	10.75	ST services provided by Nohemi Mofatt	107.00	1,150.25
Total				



Corporate Headquarters
300 Corporate Center Drive
Manalapan, NJ 07726
Tel (732) 761-1955
Fax (732) 761-8404
(800) 718-8855
www.oxfordconsulting.com

"Your Staffing Source for Educational and Therapeutic Professionals."

Invoice

Date	Invoice #
11/30/2023	162601

Bill To
California Online Public Schools So Cal LaChelle Carter-Finance Director 33272 Valle Road San Juan Capistrano, CA 92675

Serviced	Qty	Description	Rate	Amount
	5.58	ST services provided by Laura Kovalenko	107.00	597.06
	1	ST services provided by Missy Vail	107.00	107.00
	3.5	ST services provided by Julie Doan	107.00	374.50
	3	ST services provided by Christine Torio	107.00	321.00
	11	ST services provided by Kylie Buatsi	107.00	1,177.00
	1	ST eval provided by Kylie Buatsi	600.00	600.00
	3	ST eval provided by Kelly Brown	600.00	1,800.00
Total				\$25,699.38

Date	Provider	School	Student(s)	Service	Start Time	End Time	Billable Declin Session Type	Note
11/01/2023	Ana Rosario Urena	Connections Academy- SoCal	[REDACTED]	Counseling	12:00 PM	12:45 PM	0.75 Regular	[REDACTED]
11/08/2023	Ana Rosario Urena	Connections Academy- SoCal	[REDACTED]	Counseling	12:00 PM	12:45 PM	0.75 Regular	[REDACTED]
11/15/2023	Ana Rosario Urena	Connections Academy- SoCal	[REDACTED]	Counseling	12:00 PM	12:45 PM	0.75 Regular	[REDACTED]
11/29/2023	Ana Rosario Urena	Connections Academy- SoCal	[REDACTED]	Counseling	12:00 PM	12:45 PM	0.75 Regular	3.0
11/15/2023	Ana Rosario Urena	Connections Academy- SoCal	[REDACTED]	Counseling	04:30 PM	05:00 PM	0.50 Regular	[REDACTED]
11/29/2023	Ana Rosario Urena	Connections Academy- SoCal	[REDACTED]	Counseling	09:00 AM	09:30 AM	0.50 Regular	1.0
11/01/2023	Ana Rosario Urena	Connections Academy- SoCal	[REDACTED]	Counseling	02:00 PM	02:20 PM	0.33 Regular	[REDACTED]
11/08/2023	Ana Rosario Urena	Connections Academy- SoCal	[REDACTED]	Counseling	02:00 PM	02:20 PM	0.33 Regular	[REDACTED]
11/15/2023	Ana Rosario Urena	Connections Academy- SoCal	[REDACTED]	Counseling	02:00 PM	02:20 PM	0.33 Regular	[REDACTED]
11/29/2023	Ana Rosario Urena	Connections Academy- SoCal	[REDACTED]	Counseling	02:00 PM	02:20 PM	0.33 Regular	1.33

Student(s)

Student(s)

School

Date

Provider

School

Student(s)

Service

Start Time

End Time

Billable Direct Session Type

Note

11/07/2023 Ana Rosario Ureña

Connections Academy - SoCal

Counseling

09:00 AM

09:30 AM

0.50 Regular

11/14/2023 Ana Rosario Ureña

Connections Academy - SoCal

Counseling
IEP Prep
IEP Attendance

09:00 AM

09:30 AM

0.50 Regular

1.00 IEP Prep

1.00 IEP Attendance

11/29/2023 Ana Rosario Ureña

Connections Academy - SoCal

Counseling

09:00 AM

10:00 AM

1.00 Regular

11/07/2023 Ana Rosario Ureña

Connections Academy - SoCal

Counseling

03:00 PM

03:30 PM

0.50 Regular

11/15/2023 Ana Rosario Ureña

Connections Academy - SoCal

Counseling

08:30 AM

09:00 AM

0.50 Regular

11/27/2023 Ana Rosario Ureña

Connections Academy - SoCal

IEP Prep

07:00 AM

08:00 AM

1.00 IEP Prep

11/28/2023 Ana Rosario Ureña

Connections Academy - SoCal

Counseling
IEP Attendance

03:00 PM

03:30 PM

0.50 Regular

0.83 IEP Attendance

3.33

11/09/2023 Ana Rosario Ureña

Connections Academy - SoCal

Counseling

11:00 AM

11:30 AM

0.50 No Show

0.50

11/03/2023 Ana Rosario Ureña

Connections Academy - SoCal

Counseling

02:00 PM

02:30 PM

0.50 Regular

11/17/2023 Ana Rosario Ureña

Connections Academy - SoCal

Counseling
IEP Attendance

02:00 PM

02:30 PM

0.50 Regular

1.00 IEP Attendance

11/30/2023 Ana Rosario Ureña

Connections Academy - SoCal

IEP Prep

07:00 AM

08:00 AM

1.00 IEP Prep

Date	Provider	School	Student(s)	Service	Start Time	End Time	Billable Declin Session Type	Note
11/03/2023	Ana Rosario Urena	Connections Academy- SoCal		Counseling	02:30 PM	03:00 PM	0.50 No Show	3.00
11/17/2023	Ana Rosario Urena	Connections Academy- SoCal		Counseling	02:30 PM	03:00 PM	0.50 No Show	1.00
11/07/2023	Ana Rosario Urena	Connections Academy- SoCal		Counseling	12:30 PM	01:00 PM	0.50 Regular	
11/14/2023	Ana Rosario Urena	Connections Academy- SoCal		Counseling	12:30 PM	01:00 PM	0.50 Regular	
11/28/2023	Ana Rosario Urena	Connections Academy- SoCal		Counseling	12:30 PM	01:00 PM	0.50 No Show	1.50
11/15/2023	Ana Rosario Urena	Connections Academy- SoCal		Counseling	04:00 PM	04:30 PM	0.50 Late Cancel	
11/29/2023	Ana Rosario Urena	Connections Academy- SoCal		Counseling	04:00 PM	04:30 PM	0.50 Regular	1.00
11/03/2023	Ana Rosario Urena	Connections Academy- SoCal		Counseling	12:30 PM	01:00 PM	0.50 Late Cancel	
11/17/2023	Ana Rosario Urena	Connections Academy- SoCal		Counseling	12:30 PM	01:00 PM	0.50 Regular	1.00
11/01/2023	Ana Rosario Urena	Connections Academy- SoCal		Counseling	11:30 AM	12:00 PM	0.50 Late Cancel	
11/08/2023	Ana Rosario Urena	Connections Academy- SoCal		Counseling	11:30 AM	12:00 PM	0.50 Late Cancel	
11/15/2023	Ana Rosario Urena	Connections Academy- SoCal		Counseling	11:30 AM	12:00 PM	0.50	1.50
11/03/2023	Ana Rosario Urena	Connections Academy- SoCal		Counseling	12:00 PM	12:30 PM	0.50 Regular	
11/17/2023	Ana Rosario Urena	Connections Academy- SoCal		Counseling	12:00 PM	12:30 PM	0.50 Regular	1.00

23.16


Date	Provider	School	Comments	Service	Start Time	End Time	Billable Declin Session Type	Rate
11/14/2023	Takia Fischer	Connections Academy- SoCal		IEP Prep	01:00 PM	03:30 PM	0.50 IEP Prep	1.50
11/15/2023	Takia Fischer	Connections Academy- SoCal		IEP Attendance	01:00 PM	02:00 PM	1.00 IEP Attendance	1.50
11/06/2023	Takia Fischer	Connections Academy- SoCal		Counseling	02:30 PM	03:00 PM	0.50 No Show	0.50
11/13/2023	Takia Fischer	Connections Academy- SoCal		Counseling	02:30 PM	03:00 PM	0.50 No Show	0.50
11/27/2023	Takia Fischer	Connections Academy- SoCal		Counseling	02:30 PM	03:00 PM	0.50 Regular	0.50
11/29/2023	Takia Fischer	Connections Academy- SoCal		IEP Prep	04:15 PM	04:45 PM	0.50 IEP Prep	0.50
11/30/2023	Takia Fischer	Connections Academy- SoCal		IEP Attendance	01:00 PM	02:30 PM	1.50 IEP Attendance	3.50
11/06/2023	Takia Fischer	Connections Academy- SoCal		Counseling	12:00 PM	12:30 PM	0.50 Regular	0.50
11/13/2023	Takia Fischer	Connections Academy- SoCal		Counseling	12:00 PM	12:30 PM	0.50 Regular	0.50
11/27/2023	Takia Fischer	Connections Academy- SoCal		Counseling and Guidance	12:00 PM	12:30 PM	0.50 Regular	0.50
11/02/2023	Takia Fischer	Connections Academy- SoCal		Counseling	12:00 PM	12:30 PM	0.50 Regular	0.50
11/02/2023	Takia Fischer	Connections Academy- SoCal		IEP Attendance	02:00 PM	03:00 PM	1.00 IEP Attendance	1.50
11/09/2023	Takia Fischer	Connections Academy- SoCal		Counseling	12:30 PM	12:30 PM	0.50 No Show	0.25
11/09/2023	Takia Fischer	Connections Academy- SoCal		Counseling	12:30 PM	12:45 PM	0.25 Regular	0.25
11/16/2023	Takia Fischer	Connections Academy- SoCal		Counseling	12:00 PM	12:45 PM	0.75 Regular	3.00
								11.00

Date	Provider	School	Student(s)	Service	Start Time	End Time	Billable Declin Session Type	Note
11/27/2023	Joyce Carrillo	Connections Academy - SoCal		Consulting	09:30 AM	04:00 PM	0.50 Regular	
11/28/2023	Joyce Carrillo	Connections Academy - SoCal		IEP Attendance	10:30 AM	11:00 AM	0.50 Regular	
11/17/2023	Joyce Carrillo	Connections Academy - SoCal		Student Onboarding	09:00 AM	09:30 AM	0.50 Regular	
11/17/2023	Joyce Carrillo	Connections Academy - SoCal		IEP Attendance	02:30 PM	03:30 PM	1.00 IEP Attendance	
							2.50	

Date	Provider	School	Student(s)	Service	Start Time	End Time	Billable Decim Session Type	Note
11/02/2023	Katy Tipton	Connections Academy - SoCal		BIJ- BCBA	09:30 AM	10:00 AM	0.50 Regular	
11/16/2023	Katy Tipton	Connections Academy - SoCal		BIJ- BCBA	09:30 AM	10:00 AM	0.50 Regular	
11/30/2023	Katy Tipton	Connections Academy - SoCal		BIJ- BCBA	09:50 AM	10:00 AM	0.50 Regular	
11/30/2023	Katy Tipton	Connections Academy - SoCal		BIJ- BCBA	12:30 PM	01:00 PM	0.50 Make-Up	
11/29/2023	Katy Tipton	Connections Academy - SoCal		BIJ- BCBA	03:45 PM	04:15 PM	0.50 Regular	
11/29/2023	Katy Tipton	Connections Academy - SoCal		BIJ- BCBA	12:30 PM	01:00 PM	0.50 Make-Up	
11/29/2023	Katy Tipton	Connections Academy - SoCal		BIJ- BCBA	10:00 AM	10:30 AM	0.50 Regular	
							3.50	

Date Provider School Student(s) Service Start Time End Time Billable Declin Session Type Note

11/06/2023	Sheri Kennedy	Connections Academy- SoCal	[REDACTED]	BII- BCBA	02:00 PM	02:45 PM	0.75 Regular	[REDACTED]
11/07/2023	Sheri Kennedy	Connections Academy- SoCal	[REDACTED]	BII- BCBA	10:00 AM	11:00 AM	1.00 No Show	[REDACTED]
11/14/2023	Sheri Kennedy	Connections Academy- SoCal	[REDACTED]	BII- BCBA	10:00 AM	11:00 AM	1.00 Regular	[REDACTED]
11/28/2023	Sheri Kennedy	Connections Academy- SoCal	[REDACTED]	BII- BCBA	10:00 AM	11:00 AM	1.00 No Show	[REDACTED]
11/01/2023	Sheri Kennedy	Connections Academy- SoCal	[REDACTED]	BII- BCBA	12:00 PM	01:00 PM	1.00 Regular	[REDACTED]
11/06/2023	Sheri Kennedy	Connections Academy- SoCal	[REDACTED]	BII- BCBA	09:00 AM	10:00 AM	1.00 Late Cancel	[REDACTED]
11/13/2023	Sheri Kennedy	Connections Academy- SoCal	[REDACTED]	BII- BCBA	09:00 AM	10:00 AM	1.00 Regular	[REDACTED]
11/13/2023	Sheri Kennedy	Connections Academy- SoCal	[REDACTED]	BII- BCBA	01:00 PM	02:00 PM	1.00 IEP Attendan	[REDACTED]
11/15/2023	Sheri Kennedy	Connections Academy- SoCal	[REDACTED]	BII- BCBA	12:00 PM	01:00 PM	1.00 Regular	[REDACTED]
11/27/2023	Sheri Kennedy	Connections Academy- SoCal	[REDACTED]	BII- BCBA	09:00 AM	10:00 AM	1.00 Regular	[REDACTED]
11/29/2023	Sheri Kennedy	Connections Academy- SoCal	[REDACTED]	BII- BCBA	12:00 PM	01:00 PM	1.00 Regular	[REDACTED]
11/03/2023	Sheri Kennedy	Connections Academy- SoCal	[REDACTED]	BII- BCBA	09:00 AM	10:00 AM	1.00 Late Cancel	[REDACTED]



Date	Provider	School	Student(s)	Service	Start Time	End Time	Billable Declm	Session Type	Note
11/17/2023	Sheri Kennedy	Connections Academy- SoCal	[Redacted]	BII- BCBA	09:00 AM	10:00 AM	1.00	Regular	
11/17/2023	Sheri Kennedy	Connections Academy- SoCal	[Redacted]	BII- BCBA	04:00 PM	04:30 PM	0.50	Regular	2.50
11/07/2023	Sheri Kennedy	Connections Academy- SoCal	[Redacted]	BII- BCBA	08:00 AM	08:30 AM	0.50	Regular	0.50
11/03/2023	Sheri Kennedy	Connections Academy- SoCal	[Redacted]	BII- BCBA	12:30 PM	01:30 PM	1.00	Regular	
11/07/2023	Sheri Kennedy	Connections Academy- SoCal	[Redacted]	BII- BCBA	03:00 PM	04:00 PM	1.00	Regular	
11/14/2023	Sheri Kennedy	Connections Academy- SoCal	[Redacted]	BII- BCBA	03:00 PM	04:00 PM	1.00	Regular	
11/17/2023	Sheri Kennedy	Connections Academy- SoCal	[Redacted]	BII- BCBA	12:30 PM	01:30 PM	1.00	Regular	
11/28/2023	Sheri Kennedy	Connections Academy- SoCal	[Redacted]	BII- BCBA	03:00 PM	04:00 PM	1.00	Regular	5.00
11/02/2023	Sheri Kennedy	Connections Academy- SoCal	[Redacted]	BII- BCBA	08:00 AM	08:30 AM	0.50	Regular	
11/09/2023	Sheri Kennedy	Connections Academy- SoCal	[Redacted]	BII- BCBA	08:00 AM	08:30 AM	0.50	Regular	



Student(s) [Redacted]

Date: 11/16/2023
 11/30/2023

Provider: Sheri Kennedy - Connections Academy- SoCal
 Sheri Kennedy - Connections Academy- SoCal

School: [Redacted]

Service: BIH- BCBA
 BIH- BCBA

Start Time: 08:00 AM
 08:00 AM

End Time: 08:30 AM
 08:30 AM

Billable Declm_Session Type: 0.50 Regular
 0.50 Late Cancel

2.00

20.75

Date	Provider	School	Student(s)	Service	Start Time	End Time	Billable Deym/Session Type	Note
11/24/2023	Daryl Murdock	Connections Academy- SoCal	[REDACTED]	PT Evaluation	11:30 AM	12:45 PM	Regular	[REDACTED]
11/01/2023	Daryl Murdock	Connections Academy- SoCal	[REDACTED]	Physical Therapy	03:30 PM	04:00 PM	0.50 Regular	[REDACTED]
11/08/2023	Daryl Murdock	Connections Academy- SoCal	[REDACTED]	Physical Therapy	03:30 PM	04:00 PM	0.50 Regular	[REDACTED]
11/15/2023	Daryl Murdock	Connections Academy- SoCal	[REDACTED]	Physical Therapy	03:30 PM	04:00 PM	0.50 Regular	[REDACTED]
11/29/2023	Daryl Murdock	Connections Academy- SoCal	[REDACTED]	Physical Therapy	03:30 PM	04:00 PM	0.50 Regular	[REDACTED]

2.00 hours + 1 Eval

Date	Provider	School	Student(s)	Service	Start Time	End Time	Billable Session Type	Nutr
11/07/2023	Michelle Perry	Connections Academy - SoCal	[REDACTED]	Physical Therapy	12:30 PM	01:00 PM	0.50 No Show	
11/13/2023	Michelle Perry	Connections Academy - SoCal	[REDACTED]	Physical Therapy	12:30 PM	01:00 PM	0.50 Regular	1.00
11/02/2023	Michelle Perry	Connections Academy - SoCal	[REDACTED]	Physical Therapy	09:30 AM	10:00 AM	0.50 Late Cancel	
11/09/2023	Michelle Perry	Connections Academy - SoCal	[REDACTED]	Physical Therapy	09:30 AM	10:00 AM	0.50 Late Cancel	
11/16/2023	Michelle Perry	Connections Academy - SoCal	[REDACTED]	Physical Therapy	09:30 AM	10:00 AM	0.50 Regular	1.50
11/07/2023	Michelle Perry	Connections Academy - SoCal	[REDACTED]	Physical Therapy	10:00 AM	10:30 AM	0.50 Regular	
11/14/2023	Michelle Perry	Connections Academy - SoCal	[REDACTED]	Physical Therapy	10:00 AM	10:30 AM	0.50 No Show	
11/20/2023	Michelle Perry	Connections Academy - SoCal	[REDACTED]	Physical Therapy	10:00 AM	10:30 AM	0.50 Late Cancel	1.50
11/02/2023	Michelle Perry	Connections Academy - SoCal	[REDACTED]	Physical Therapy	12:30 PM	01:00 PM	0.50 No Show	
11/15/2023	Michelle Perry	Connections Academy - SoCal	[REDACTED]	Physical Therapy	12:30 PM	01:00 PM	0.50 Regular	
11/29/2023	Michelle Perry	Connections Academy - SoCal	[REDACTED]	Physical Therapy	12:30 PM	01:00 PM	0.50 Late Cancel	1.50
11/13/2023	Michelle Perry	Connections Academy - SoCal	[REDACTED]	IEP Prep	05:30 PM	06:00 PM	0.50 IEP Prep	0.50
11/02/2023	Michelle Perry	Connections Academy - SoCal	[REDACTED]	Physical Therapy	09:30 AM	10:00 AM	0.50 Late Cancel	
11/14/2023	Michelle Perry	Connections Academy - SoCal	[REDACTED]	IEP Prep	04:30 PM	05:00 PM	0.50 IEP Prep	
11/17/2023	Michelle Perry	Connections Academy - SoCal	[REDACTED]	Physical Therapy	09:30 AM	10:00 AM	0.50 No Show	
11/07/2023	Michelle Perry	Connections Academy - SoCal	[REDACTED]	IEP Attendance	01:00 PM	02:30 PM	1.50 IEP Attendance	
11/09/2023	Michelle Perry	Connections Academy - SoCal	[REDACTED]	Physical Therapy	10:00 AM	10:30 AM	0.50 Late Cancel	
11/17/2023	Michelle Perry	Connections Academy - SoCal	[REDACTED]	Physical Therapy	10:00 AM	10:30 AM	0.50 No Show	
11/30/2023	Michelle Perry	Connections Academy - SoCal	[REDACTED]	Physical Therapy	10:00 AM	10:30 AM	0.50 Regular	3.00

Date	Provider	School	Student(s)	Service	Start Time	End Time	Billable Decim Sessions Type	Note
11/03/2023	Sus E (Connais) Choi	Connections Academy - SoCal	[REDACTED]	IEP Attendance	12:00 PM	01:00 PM	1.00 IEP Attendance	[REDACTED]
11/03/2023	Sus E (Connais) Choi	Connections Academy - SoCal	[REDACTED]	IEP Prep	08:15 AM	08:45 AM	0.50 IEP Prep	[REDACTED]
							1.50	

Date	Provider	School	Student(s)	Service	Start Time	End Time	Billable Descr	Session Type	Note
11/01/2023	Jocelyn Del Rosario	Connections Academy- SoCal	[REDACTED]	Occupational	02:00 PM	03:00 PM	1.00	Regular	[REDACTED]
11/02/2023	Jocelyn Del Rosario	Connections Academy- SoCal	[REDACTED]	IEP Attendanc	02:00 PM	03:00 PM	1.00	IEP Attendan	[REDACTED]
11/03/2023	Jocelyn Del Rosario	Connections Academy- SoCal	[REDACTED]	Occupational	02:00 PM	03:00 PM	1.00	Regular	[REDACTED]
11/08/2023	Jocelyn Del Rosario	Connections Academy- SoCal	[REDACTED]	Occupational	02:00 PM	03:00 PM	1.00	Regular	[REDACTED]
11/15/2023	Jocelyn Del Rosario	Connections Academy- SoCal	[REDACTED]	Occupational	02:00 PM	03:00 PM	1.00	Regular	[REDACTED]
11/29/2023	Jocelyn Del Rosario	Connections Academy- SoCal	[REDACTED]	Occupational	02:00 PM	03:00 PM	1.00	Regular	[REDACTED]
							6.00		
							6.00		

Date	Provider	School	Student(s)	Service	Start Time	End Time	Billable Occasion	Type	Note
11/17/2023	Dyanne Van Peter	Connections Academy-SoCal		Occupational Therapy	09:00 AM	09:30 AM	0.50	No Show	
11/26/2023	Dyanne Van Peter	Connections Academy-SoCal		Occupational Therapy	09:00 AM	10:00 AM	1.00	IEP Attendance	0.50
11/29/2023	Dyanne Van Peter	Connections Academy-SoCal		Occupational Therapy	01:30 PM	02:30 PM	1.00	IEP Attendance	1.00
11/30/2023	Dyanne Van Peter	Connections Academy-SoCal		Occupational Therapy	02:00 PM	02:30 PM	0.50	First Scheduling	1.50
11/17/2023	Dyanne Van Peter	Connections Academy-SoCal		Occupational Therapy	11:00 AM	11:30 AM	0.50	First Scheduling	0.50
11/28/2023	Dyanne Van Peter	Connections Academy-SoCal		Occupational Therapy	01:00 PM	02:00 PM	1.00	IEP Attendance	0.50
11/28/2023	Dyanne Van Peter	Connections Academy-SoCal		Occupational Therapy	12:30 PM	01:00 PM	0.50	Regular	1.50
11/17/2023	Dyanne Van Peter	Connections Academy-SoCal		Occupational Therapy	09:30 AM	10:00 AM	0.50	Regular	0.50
11/28/2023	Dyanne Van Peter	Connections Academy-SoCal		Occupational Therapy	12:00 PM	12:30 PM	0.50	Late Canceled	0.50
11/28/2023	Dyanne Van Peter	Connections Academy-SoCal		Occupational Therapy	03:00 PM	03:30 PM	0.50	Regular	0.50
11/09/2023	Dyanne Van Peter	Connections Academy-SoCal		Occupational Therapy	03:00 PM	03:30 PM	0.50	Regular	0.50
11/09/2023	Dyanne Van Peter	Connections Academy-SoCal		Occupational Therapy	03:30 PM	04:00 PM	0.50	Make-Up	1.50
11/09/2023	Dyanne Van Peter	Connections Academy-SoCal		Occupational Therapy	03:00 PM	03:25 PM	0.42	No Show	0.42
11/28/2023	Dyanne Van Peter	Connections Academy-SoCal		Occupational Therapy	11:30 AM	12:00 PM	0.50	Regular	0.50
							8.42		

Date	Provider	School	Student(s)	Service	Start Time	End Time	Billable Declin. Session Type	Note
11/02/2023	Alexis Wilson	Connections Academy- SoCal		Occupational Therap	02:00 PM	02:25 PM	0.42 No Show	
11/07/2023	Alexis Wilson	Connections Academy- SoCal		Occupational Therap	07:00 AM	07:20 AM	0.33 IEP Prep	
11/07/2023	Alexis Wilson	Connections Academy- SoCal		Occupational Therap	12:00 PM	12:30 PM	0.50 IEP Attendance	
11/09/2023	Alexis Wilson	Connections Academy- SoCal		Occupational Therap	01:30 PM	01:55 PM	0.42 Regular	
11/16/2023	Alexis Wilson	Connections Academy- SoCal		Occupational Therap	01:30 PM	01:55 PM	0.42 No Show	
11/30/2023	Alexis Wilson	Connections Academy- SoCal		Occupational Therap	01:30 PM	01:55 PM	0.42 Regular	2.5
11/13/2023	Alexis Wilson	Connections Academy- SoCal		Occupational Therap	02:00 PM	02:30 PM	0.50 Regular	
11/17/2023	Alexis Wilson	Connections Academy- SoCal		Occupational Therap	01:00 PM	01:30 PM	0.50 No Show	1.0
11/03/2023	Alexis Wilson	Connections Academy- SoCal		Occupational Therap	01:00 PM	01:30 PM	0.50 Regular	
11/09/2023	Alexis Wilson	Connections Academy- SoCal		Occupational Therap	01:00 PM	01:30 PM	0.50 Regular	
11/16/2023	Alexis Wilson	Connections Academy- SoCal		Occupational Therap	01:00 PM	01:30 PM	0.50 Late Cancel	
11/30/2023	Alexis Wilson	Connections Academy- SoCal		Occupational Therap	01:00 PM	01:30 PM	0.50 Regular	2.0
11/17/2023	Alexis Wilson	Connections Academy- SoCal		Occupational Therap	01:30 PM	02:00 PM	0.50 Regular	
11/28/2023	Alexis Wilson	Connections Academy- SoCal		Occupational Therap	01:30 PM	02:00 PM	0.50 Make-Up	1.0
11/02/2023	Alexis Wilson	Connections Academy- SoCal		OT Evaluation	02:00 PM	02:45 PM	Regular	
11/07/2023	Alexis Wilson	Connections Academy- SoCal		Occupational Therap	02:30 PM	02:55 PM	0.42 Regular	
11/14/2023	Alexis Wilson	Connections Academy- SoCal		Occupational Therap	02:30 PM	03:40 PM	1.17 IEP Attendance	
11/28/2023	Alexis Wilson	Connections Academy- SoCal		Occupational Therap	02:30 PM	02:55 PM	0.42 Regular	2.0
11/06/2023	Alexis Wilson	Connections Academy- SoCal		Occupational Therap	02:00 PM	02:45 PM	0.75 No Show	
11/27/2023	Alexis Wilson	Connections Academy- SoCal		Occupational Therap	02:00 PM	02:45 PM	0.75 Regular	1.5
11/07/2023	Alexis Wilson	Connections Academy- SoCal		Occupational Therap	01:00 PM	01:30 PM	0.50 Regular	
11/14/2023	Alexis Wilson	Connections Academy- SoCal		Occupational Therap	01:00 PM	01:30 PM	0.50 No Show	
11/28/2023	Alexis Wilson	Connections Academy- SoCal		Occupational Therap	01:00 PM	01:30 PM	0.50 Regular	1.5
11/03/2023	Alexis Wilson	Connections Academy- SoCal		Occupational Therap	01:30 PM	02:00 PM	0.50 Regular	
11/08/2023	Alexis Wilson	Connections Academy- SoCal		Occupational Therap	02:00 PM	02:30 PM	0.50 Regular	
11/15/2023	Alexis Wilson	Connections Academy- SoCal		Occupational Therap	02:00 PM	02:30 PM	0.50 Regular	
11/29/2023	Alexis Wilson	Connections Academy- SoCal		Occupational Therap	02:00 PM	02:30 PM	0.50 Regular	2.0

13.52

13.52 hours + 1 Eval

Date	Provider	School	Student(s)	Service	Start Time	End Time	Billable Declin Session Type	Unit
11/02/2023	Catherine Bogue	Connections Academy - SoCal		Speech Therapy	03:30 PM	04:00 PM	0.50 Make-Up	
11/07/2023	Catherine Bogue	Connections Academy - SoCal		Speech Therapy	03:30 PM	04:00 PM	0.50 Regular	1.0
11/01/2023	Catherine Bogue	Connections Academy - SoCal		Speech Therapy IEP Prep	08:00 AM	10:05 AM	0.50 Regular 2.08 IEP Prep	
11/07/2023	Catherine Bogue	Connections Academy - SoCal		Speech Therapy	01:10 PM	02:00 PM	0.50 Regular	
11/08/2023	Catherine Bogue	Connections Academy - SoCal		Speech Therapy	01:30 PM	02:00 PM	0.50 Regular	
11/14/2023	Catherine Bogue	Connections Academy - SoCal		Speech Therapy	01:30 PM	02:00 PM	0.50 Regular	
11/15/2023	Catherine Bogue	Connections Academy - SoCal		Speech Therapy	01:30 PM	02:00 PM	0.50 Late Cancel	
11/28/2023	Catherine Bogue	Connections Academy - SoCal		Speech Therapy	01:30 PM	02:00 PM	0.50 Regular	
11/29/2023	Catherine Bogue	Connections Academy - SoCal		Speech Therapy	01:30 PM	02:00 PM	0.50 Regular	3.5
11/07/2023	Catherine Bogue	Connections Academy - SoCal		Speech Therapy	01:00 PM	01:30 PM	0.50 No Show	
11/14/2023	Catherine Bogue	Connections Academy - SoCal		Speech Therapy	01:00 PM	01:30 PM	0.50 Regular	
11/28/2023	Catherine Bogue	Connections Academy - SoCal		Speech Therapy	01:30 PM	02:00 PM	0.50 Regular	1.5
11/01/2023	Catherine Bogue	Connections Academy - SoCal		Speech Therapy	01:00 PM	01:30 PM	0.50 Late Cancel	
11/08/2023	Catherine Bogue	Connections Academy - SoCal		Speech Therapy	01:00 PM	01:30 PM	0.50 Regular	
11/15/2023	Catherine Bogue	Connections Academy - SoCal		Speech Therapy	01:00 PM	01:30 PM	0.50 Regular	
11/29/2023	Catherine Bogue	Connections Academy - SoCal		Speech Therapy	01:00 PM	01:30 PM	0.50 Regular	2.0
11/01/2023	Catherine Bogue	Connections Academy - SoCal		Speech Therapy	12:00 PM	12:30 PM	0.50 Regular	
11/07/2023	Catherine Bogue	Connections Academy - SoCal		Speech Therapy	12:00 PM	12:30 PM	0.50 Regular	
11/08/2023	Catherine Bogue	Connections Academy - SoCal		Speech Therapy	12:00 PM	12:30 PM	0.50 Regular	
11/14/2023	Catherine Bogue	Connections Academy - SoCal		Speech Therapy	12:00 PM	12:30 PM	0.50 Regular	
11/15/2023	Catherine Bogue	Connections Academy - SoCal		Speech Therapy	12:00 PM	12:30 PM	0.50 Regular	
11/28/2023	Catherine Bogue	Connections Academy - SoCal		Speech Therapy	12:30 PM	01:00 PM	0.50 Regular	3.0

13.0

Date	Provider	School	Student(s)	Service	Start Time	End Time	Billable Declin Session Type	Note
11/06/2023	Jennifer Ai	Connections Academy- SoCal	[REDACTED]	Speech Therapy	03:00 PM	03:30 PM	0.50 Regular	[REDACTED]
11/07/2023	Jennifer Ai	Connections Academy- SoCal	[REDACTED]	Speech Therapy	03:00 PM	03:30 PM	0.50 Regular	[REDACTED]
11/13/2023	Jennifer Ai	Connections Academy- SoCal	[REDACTED]	Speech Therapy	03:00 PM	03:30 PM	0.50 No Show	[REDACTED]

Date	Provider	School	Student(s)	Service	Start Time	End Time	Billable Decim	Session Type	Note
11/01/2023	Nichole Dziama	Connections Academy- SoCal		Speech Therapy	10:30 AM	11:00 AM	0.50	Regular	
11/06/2023	Nichole Dziama	Connections Academy- SoCal		Speech Therapy	10:30 AM	11:00 AM	0.50	Regular	
11/08/2023	Nichole Dziama	Connections Academy- SoCal		Speech Therapy	10:30 AM	11:00 AM	0.50	Regular	
11/13/2023	Nichole Dziama	Connections Academy- SoCal		Speech Therapy	10:30 AM	11:00 AM	0.50	Late Cancel	
11/15/2023	Nichole Dziama	Connections Academy- SoCal		Speech Therapy	10:30 AM	11:00 AM	0.50	Regular	
11/27/2023	Nichole Dziama	Connections Academy- SoCal		Speech Therapy	10:30 AM	11:00 AM	0.50	Regular	
11/29/2023	Nichole Dziama	Connections Academy- SoCal		Speech Therapy	10:30 AM	11:00 AM	0.50	Regular	
11/01/2023	Nichole Dziama	Connections Academy- SoCal		Speech Therapy	01:30 PM	02:00 PM	0.50	Regular	3.50
11/06/2023	Nichole Dziama	Connections Academy- SoCal		Speech Therapy	01:30 PM	02:00 PM	0.50	Regular	
11/08/2023	Nichole Dziama	Connections Academy- SoCal		Speech Therapy	01:30 PM	02:00 PM	0.50	Regular	
11/15/2023	Nichole Dziama	Connections Academy- SoCal		Speech Therapy	01:30 PM	02:00 PM	0.50	Regular	
11/17/2023	Nichole Dziama	Connections Academy- SoCal		Speech Therapy	09:00 AM	09:30 AM	0.50	Regular	
11/27/2023	Nichole Dziama	Connections Academy- SoCal		Speech Therapy	01:30 PM	02:00 PM	0.50	Regular	
11/30/2023	Nichole Dziama	Connections Academy- SoCal		Speech Therapy	01:00 PM	01:30 PM	0.50	Regular	
11/01/2023	Nichole Dziama	Connections Academy- SoCal		Speech Therapy	08:00 AM	08:30 AM	0.50	Regular	
11/06/2023	Nichole Dziama	Connections Academy- SoCal		Speech Therapy	08:00 AM	08:30 AM	0.50	Late Cancel	
11/08/2023	Nichole Dziama	Connections Academy- SoCal		Speech Therapy	08:00 AM	08:30 AM	0.50	Late Cancel	
11/13/2023	Nichole Dziama	Connections Academy- SoCal		IEP Attendance	01:00 PM	02:00 PM	1.00	IEP Attendan	
11/13/2023	Nichole Dziama	Connections Academy- SoCal		Speech Therapy	08:00 AM	08:30 AM	0.50	No Show	
11/17/2023	Nichole Dziama	Connections Academy- SoCal		Speech Therapy	08:30 AM	09:00 AM	0.50	Regular	
11/27/2023	Nichole Dziama	Connections Academy- SoCal		Speech Therapy	08:00 AM	08:30 AM	0.50	Regular	
11/29/2023	Nichole Dziama	Connections Academy- SoCal		Speech Therapy	08:00 AM	08:30 AM	0.50	Regular	
11/16/2023	Nichole Dziama	Connections Academy- SoCal		Speech Therapy	01:00 PM	01:30 PM	0.50	Regular	8.00
11/02/2023	Nichole Dziama	Connections Academy- SoCal		Speech Therapy	02:00 PM	02:30 PM	0.50	Regular	0.50
11/07/2023	Nichole Dziama	Connections Academy- SoCal		Speech Therapy	02:00 PM	02:30 PM	0.50	Regular	
11/09/2023	Nichole Dziama	Connections Academy- SoCal		Speech Therapy	02:00 PM	02:30 PM	0.50	Regular	
11/14/2023	Nichole Dziama	Connections Academy- SoCal		Speech Therapy	02:00 PM	02:30 PM	0.50	Regular	
11/16/2023	Nichole Dziama	Connections Academy- SoCal		Speech Therapy	02:00 PM	02:30 PM	0.50	Regular	
11/28/2023	Nichole Dziama	Connections Academy- SoCal		Speech Therapy	02:00 PM	02:30 PM	0.50	Regular	
11/30/2023	Nichole Dziama	Connections Academy- SoCal		Speech Therapy	02:00 PM	02:30 PM	0.50	Regular	3.50
11/02/2023	Nichole Dziama	Connections Academy- SoCal		Speech Therapy	12:00 PM	12:30 PM	0.50	Regular	
11/06/2023	Nichole Dziama	Connections Academy- SoCal		Speech Therapy	01:00 PM	01:30 PM	0.50	Regular	
11/09/2023	Nichole Dziama	Connections Academy- SoCal		Speech Therapy	09:00 AM	09:30 AM	0.50	No Show	
11/14/2023	Nichole Dziama	Connections Academy- SoCal		Speech Therapy	12:00 PM	12:30 PM	0.50	Regular	
11/16/2023	Nichole Dziama	Connections Academy- SoCal		Speech Therapy	12:00 PM	12:30 PM	0.50	Regular	
11/17/2023	Nichole Dziama	Connections Academy- SoCal		IEP Prep	10:30 AM	11:30 AM	1.00	IEP Prep	
11/27/2023	Nichole Dziama	Connections Academy- SoCal		Speech Therapy	02:30 PM	03:00 PM	0.50	Regular	
11/29/2023	Nichole Dziama	Connections Academy- SoCal		IEP Attendance	01:30 PM	02:30 PM	1.00	IEP Attendan	
11/30/2023	Nichole Dziama	Connections Academy- SoCal		Speech Therapy	12:00 PM	12:30 PM	0.50	Regular	5.50
11/02/2023	Nichole Dziama	Connections Academy- SoCal		Speech Therapy	09:30 AM	10:00 AM	0.50	Regular	
11/07/2023	Nichole Dziama	Connections Academy- SoCal		Speech Therapy	09:30 AM	10:00 AM	0.50	Regular	

Date	Provider	School	Student(s)	Service	Start Time	End Time	Billable Decim	Session Type	Note
11/09/2023	Nichole Dziama	Connections Academy- SoCal		Speech Therapy	09:30 AM	10:00 AM	0.50	Regular	
11/14/2023	Nichole Dziama	Connections Academy- SoCal		Speech Therapy	09:30 AM	10:00 AM	0.50	Late Cancel	
11/16/2023	Nichole Dziama	Connections Academy- SoCal		Speech Therapy	09:30 AM	10:00 AM	0.50	Late Cancel	
11/29/2023	Nichole Dziama	Connections Academy- SoCal		Speech Therapy	10:00 AM	10:30 AM	0.50	Regular	
11/30/2023	Nichole Dziama	Connections Academy- SoCal		Speech Therapy	09:30 AM	10:00 AM	0.50	Regular	
11/07/2023	Nichole Dziama	Connections Academy- SoCal		Speech Therapy	01:30 PM	02:00 PM	0.50	Regular	3.50
11/14/2023	Nichole Dziama	Connections Academy- SoCal		Speech Therapy	01:30 PM	02:00 PM	0.50	Regular	
11/28/2023	Nichole Dziama	Connections Academy- SoCal		Speech Therapy	01:30 PM	02:00 PM	0.50	Regular	
11/02/2023	Nichole Dziama	Connections Academy- SoCal		Speech Therapy	10:00 AM	10:30 AM	0.50	Late Cancel	1.50
11/07/2023	Nichole Dziama	Connections Academy- SoCal		Speech Therapy	10:00 AM	10:30 AM	0.50	Late Cancel	
11/09/2023	Nichole Dziama	Connections Academy- SoCal		Speech Therapy	10:00 AM	10:30 AM	0.50	Regular	
11/14/2023	Nichole Dziama	Connections Academy- SoCal		Speech Therapy	10:00 AM	10:30 AM	0.50	Regular	
11/15/2023	Nichole Dziama	Connections Academy- SoCal		IEP Prep	02:30 PM	03:30 PM	1.00	IEP Prep	
11/16/2023	Nichole Dziama	Connections Academy- SoCal		Speech Therapy	10:00 AM	10:30 AM	0.50	Regular	
11/27/2023	Nichole Dziama	Connections Academy- SoCal		IEP Attendance	03:00 PM	03:30 PM	0.50	IEP Attendance	
11/28/2023	Nichole Dziama	Connections Academy- SoCal		Speech Therapy	10:00 AM	10:30 AM	0.50	Regular	
11/30/2023	Nichole Dziama	Connections Academy- SoCal		Speech Therapy	10:00 AM	10:30 AM	0.50	Regular	5.00
11/02/2023	Nichole Dziama	Connections Academy- SoCal		Speech Therapy	12:30 PM	01:00 PM	0.50	Regular	
11/09/2023	Nichole Dziama	Connections Academy- SoCal		Speech Therapy	12:30 PM	01:00 PM	0.50	Regular	
11/16/2023	Nichole Dziama	Connections Academy- SoCal		Speech Therapy	12:30 PM	01:00 PM	0.50	Regular	
11/30/2023	Nichole Dziama	Connections Academy- SoCal		Speech Therapy	12:30 PM	01:00 PM	0.50	Regular	2.00
11/06/2023	Nichole Dziama	Connections Academy- SoCal		Speech Therapy	12:00 PM	12:30 PM	0.50	No Show	
11/07/2023	Nichole Dziama	Connections Academy- SoCal		Speech Therapy	11:30 AM	12:00 PM	0.50	Regular	
11/13/2023	Nichole Dziama	Connections Academy- SoCal		Speech Therapy	12:00 PM	12:30 PM	0.50	Regular	
11/14/2023	Nichole Dziama	Connections Academy- SoCal		Speech Therapy	11:30 AM	12:00 PM	0.50	Regular	
11/27/2023	Nichole Dziama	Connections Academy- SoCal		Speech Therapy	12:00 PM	12:30 PM	0.50	Regular	
11/28/2023	Nichole Dziama	Connections Academy- SoCal		IEP Prep	02:30 PM	03:30 PM	1.00	IEP Prep	
11/28/2023	Nichole Dziama	Connections Academy- SoCal		Speech Therapy	11:30 AM	12:00 PM	0.50	Late Cancel	4.00
11/01/2023	Nichole Dziama	Connections Academy- SoCal		Speech Therapy	12:30 PM	12:50 PM	0.33	Regular	
11/06/2023	Nichole Dziama	Connections Academy- SoCal		Speech Therapy	12:30 PM	12:50 PM	0.33	Late Cancel	
11/07/2023	Nichole Dziama	Connections Academy- SoCal		Speech Therapy	12:30 PM	12:50 PM	0.33	Regular	
11/08/2023	Nichole Dziama	Connections Academy- SoCal		Speech Therapy	12:30 PM	12:50 PM	0.33	Regular	
11/13/2023	Nichole Dziama	Connections Academy- SoCal		Speech Therapy	12:30 PM	12:50 PM	0.33	Regular	
11/14/2023	Nichole Dziama	Connections Academy- SoCal		IEP Attendance	02:30 PM	03:45 PM	1.25	IEP Attendance	
11/15/2023	Nichole Dziama	Connections Academy- SoCal		Speech Therapy	12:30 PM	12:50 PM	0.33	Regular	
11/15/2023	Nichole Dziama	Connections Academy- SoCal		Speech Therapy	12:30 PM	12:50 PM	0.33	Regular	
11/27/2023	Nichole Dziama	Connections Academy- SoCal		Speech Therapy	12:30 PM	12:50 PM	0.33	Regular	
11/28/2023	Nichole Dziama	Connections Academy- SoCal		Speech Therapy	12:30 PM	12:50 PM	0.33	Regular	
11/29/2023	Nichole Dziama	Connections Academy- SoCal		Speech Therapy	12:30 PM	12:50 PM	0.33	Regular	4.58
11/06/2023	Nichole Dziama	Connections Academy- SoCal		Speech Therapy	11:00 AM	11:30 AM	0.50	Regular	
11/08/2023	Nichole Dziama	Connections Academy- SoCal		IEP Prep	02:30 PM	03:30 PM	1.00	IEP Prep	
11/13/2023	Nichole Dziama	Connections Academy- SoCal		Speech Therapy	11:00 AM	11:30 AM	0.50	No Show	
11/15/2023	Nichole Dziama	Connections Academy- SoCal		IEP Attendance	08:00 AM	09:00 AM	1.00	IEP Attendance	

Date	Provider	School	Student(s)	Service	Start Time	End Time	Billable Declin Session Type	Note
11/27/2023	Nichole Dziama	Connections Academy- SoCal		Speech Therapy	11:00 AM	11:30 AM	0.50 Regular	
11/06/2023	Nichole Dziama	Connections Academy- SoCal		Speech Therapy	11:30 AM	12:00 PM	0.50 Regular	
11/13/2023	Nichole Dziama	Connections Academy- SoCal		Speech Therapy	11:30 AM	12:00 PM	0.50 Regular	
11/27/2023	Nichole Dziama	Connections Academy- SoCal		Speech Therapy	11:30 AM	12:00 PM	0.50 Regular	
11/07/2023	Nichole Dziama	Connections Academy- SoCal		Speech Therapy	08:30 AM	09:00 AM	0.50 Regular	
11/07/2023	Nichole Dziama	Connections Academy- SoCal		Speech Therapy	08:30 AM	09:00 AM	0.50 Regular	
11/09/2023	Nichole Dziama	Connections Academy- SoCal		Speech Therapy	08:30 AM	09:00 AM	0.50 Regular	
11/14/2023	Nichole Dziama	Connections Academy- SoCal		Speech Therapy	08:30 AM	09:00 AM	0.50 Regular	
11/16/2023	Nichole Dziama	Connections Academy- SoCal		Speech Therapy	08:30 AM	09:00 AM	0.50 Regular	
11/28/2023	Nichole Dziama	Connections Academy- SoCal		Speech Therapy	08:30 AM	09:00 AM	0.50 Regular	
11/30/2023	Nichole Dziama	Connections Academy- SoCal		Speech Therapy	08:30 AM	09:00 AM	0.50 Regular	
							50.08	

Date	Provider	School	Student(s)	Service	Start Time	End Time	Billable Decim	Session Type	Note
11/29/2023	Nohemi Moffatt	Connections Academy- SoCal	[REDACTED]	Student Onboarding	03:00 PM	03:30 PM	0.50	Regular	
11/14/2023	Nohemi Moffatt	Connections Academy- SoCal	[REDACTED]	IEP Prep	08:00 AM	08:15 AM	0.25	IEP Prep	0.50
11/30/2023	Nohemi Moffatt	Connections Academy- SoCal	[REDACTED]	IEP Prep	07:00 AM	07:45 AM	0.75	IEP Prep	1.00
11/03/2023	Nohemi Moffatt	Connections Academy- SoCal	[REDACTED]	Speech Therapy	08:00 AM	08:30 AM	0.50	Regular	
11/10/2023	Nohemi Moffatt	Connections Academy- SoCal	[REDACTED]	Speech Therapy	08:00 AM	08:00 AM	0.00	Regular	
11/17/2023	Nohemi Moffatt	Connections Academy- SoCal	[REDACTED]	Speech Therapy	08:00 AM	08:30 AM	0.50	Regular	1.00
11/03/2023	Nohemi Moffatt	Connections Academy- SoCal	[REDACTED]	Speech Therapy	01:30 PM	02:00 PM	0.50	No Show	
11/06/2023	Nohemi Moffatt	Connections Academy- SoCal	[REDACTED]	Speech Therapy	01:30 PM	02:00 PM	0.50	Late Cancel	
11/10/2023	Nohemi Moffatt	Connections Academy- SoCal	[REDACTED]	Speech Therapy	01:30 PM	01:30 PM	0.00	Regular	
11/13/2023	Nohemi Moffatt	Connections Academy- SoCal	[REDACTED]	Speech Therapy	01:30 PM	02:00 PM	0.50	Regular	
11/27/2023	Nohemi Moffatt	Connections Academy- SoCal	[REDACTED]	Speech Therapy	01:30 PM	02:00 PM	0.50	Regular	2.00
11/02/2023	Nohemi Moffatt	Connections Academy- SoCal	[REDACTED]	IEP Prep	08:30 AM	09:50 AM	1.33	IEP Prep	1.33
11/02/2023	Nohemi Moffatt	Connections Academy- SoCal	[REDACTED]	Speech Therapy	12:00 PM	12:25 PM	0.42	Late Cancel	
11/06/2023	Nohemi Moffatt	Connections Academy- SoCal	[REDACTED]	IEP Attendance	11:00 AM	11:30 AM	0.50	IEP Attendance	
11/06/2023	Nohemi Moffatt	Connections Academy- SoCal	[REDACTED]	IEP Prep	09:00 AM	09:15 AM	0.25	IEP Prep	
11/09/2023	Nohemi Moffatt	Connections Academy- SoCal	[REDACTED]	Speech Therapy	12:00 PM	12:25 PM	0.42	No Show	
11/16/2023	Nohemi Moffatt	Connections Academy- SoCal	[REDACTED]	Speech Therapy	12:05 PM	12:30 PM	0.42	Regular	
11/30/2023	Nohemi Moffatt	Connections Academy- SoCal	[REDACTED]	Speech Therapy	12:00 PM	12:25 PM	0.42	Late Cancel	
11/02/2023	Nohemi Moffatt	Connections Academy- SoCal	[REDACTED]	IEP Prep	09:00 AM	10:00 AM	1.00	IEP Prep	2.42

Date	Provider	School	Student(s)	Service	Start Time	End Time	Billable Decim Session Type	Note
11/06/2023	Noemi Moffatt	Connections Academy- SoCal	[REDACTED]	Speech Therapy	12:30 PM	01:15 PM	0.75 Regular	[REDACTED]
11/13/2023	Noemi Moffatt	Connections Academy- SoCal	[REDACTED]	Speech Therapy	12:30 PM	01:15 PM	0.75 Regular	[REDACTED]
							10.75	
							2.50	

Date	Provider	School	Student(s)	Service	Start Time	End Time	Billable Decim Session Type	Note
11/27/2023	Laura Kovalenko	Connections Academy- SoCal	[REDACTED]	IEP Attendance	02:30 PM	03:30 PM	1.00 Regular	[REDACTED]
11/28/2023	Laura Kovalenko	Connections Academy- SoCal	[REDACTED]	Speech Therapy	02:10 PM	02:30 PM	0.33 Regular	1.33
11/07/2023	Laura Kovalenko	Connections Academy- SoCal	[REDACTED]	Speech Therapy	03:00 PM	04:00 PM	1.00 Regular	
11/14/2023	Laura Kovalenko	Connections Academy- SoCal	[REDACTED]	Speech Therapy	03:00 PM	04:00 PM	1.00 No Show	
11/28/2023	Laura Kovalenko	Connections Academy- SoCal	[REDACTED]	Speech Therapy	03:00 PM	04:00 PM	1.00 No Show	3.00
11/07/2023	Laura Kovalenko	Connections Academy- SoCal	[REDACTED]	Speech Therapy	02:30 PM	02:55 PM	0.42 Late Cancel	
11/14/2023	Laura Kovalenko	Connections Academy- SoCal	[REDACTED]	Speech Therapy	02:30 PM	02:55 PM	0.42 Regular	
11/28/2023	Laura Kovalenko	Connections Academy- SoCal	[REDACTED]	Speech Therapy	02:30 PM	02:55 PM	0.42 Regular	1.25
							5.58	

Date	Provider	School	Student(s)	Service	Start Time	End Time	Billable Declm Session Type	Note
11/15/2023	Missy Vail	Connections Academy- SoCal	[REDACTED]	IEP Attendance			1.00 IEP Attendance	[REDACTED]
							1.00	

Date	Provider	School	Student(s)	Service	Start Time	End Time	Billable	Discim	Session Type	Note
11/03/2023	Jillie Duan	Connections Academy- SoCal	[REDACTED]	IEP Prep	04:00 PM	05:00 PM	1.00		IEP Prep	[REDACTED]
11/07/2023	Jillie Duan	Connections Academy- SoCal	[REDACTED]	IEP Attendance	12:00 PM	12:30 PM	0.50		IEP Attendance	[REDACTED]
11/03/2023	Jillie Duan	Connections Academy- SoCal	[REDACTED]	IEP Attendance	12:00 PM	01:00 PM	1.00		IEP Attendance	[REDACTED]
11/03/2023	Jillie Duan	Connections Academy- SoCal	[REDACTED]	IEP Prep	09:00 AM	10:00 AM	1.00		IEP Prep	[REDACTED]
							3.50			

Date	Provider	School	Student(s)	Service	Start Time	End Time	Billable Dretim Session Type	Note
11/02/2023	Christine Torio	Connections Academy- SoCal	[REDACTED]	IEP Attendance	12:00 PM	01:00 PM	1.00 IEP Attenda	[REDACTED]
11/02/2023	Christine Torio	Connections Academy- SoCal	[REDACTED]	IEP Prep	11:30 AM	12:00 PM	0.50 IEP Prep	[REDACTED]
11/02/2023	Christine Torio	Connections Academy- SoCal	[REDACTED]	IEP Attendance	02:00 PM	03:00 PM	1.00 IEP Attenda	[REDACTED]
11/02/2023	Christine Torio	Connections Academy- SoCal	[REDACTED]	IEP Prep	01:30 PM	02:00 PM	0.50 IEP Prep	[REDACTED]
							3.00	

Date	Provider	School	Student(s)	Service	Start Time	End Time	Billable Decim Session Type	Note
11/09/2023	Kylie Buatsi	Connections Academy- SoCal		IEP Prep	07:00 AM	07:30 AM	0.50 IEP Prep	
11/30/2023	Kylie Buatsi	Connections Academy- SoCal		IEP Attendance	03:00 PM	04:00 PM	1.00 IEP Attendance	
11/07/2023	Kylie Buatsi	Connections Academy- SoCal		IEP Prep	07:00 AM	07:30 AM	0.50 IEP Prep	
11/16/2023	Kylie Buatsi	Connections Academy- SoCal		IEP Attendance	01:00 PM	02:30 PM	1.50 IEP Attendance	
11/28/2023	Kylie Buatsi	Connections Academy- SoCal		IEP Prep	07:00 AM	07:30 AM	0.50 IEP Prep	
11/29/2023	Kylie Buatsi	Connections Academy- SoCal		IEP Attendance	11:00 AM	11:45 AM	0.75 IEP Attendance	
11/09/2023	Kylie Buatsi	Connections Academy- SoCal		IEP Prep	08:00 AM	08:30 AM	0.50 IEP Prep	
11/15/2023	Kylie Buatsi	Connections Academy- SoCal		IEP Attendance	03:00 PM	04:00 PM	1.00 IEP Attendance	
11/01/2023	Kylie Buatsi	Connections Academy- SoCal		Speech Therapy	10:00 AM	10:15 AM	0.25 No Show	
11/03/2023	Kylie Buatsi	Connections Academy- SoCal		IEP Prep	07:00 AM	07:30 AM	0.50 IEP Prep	
11/08/2023	Kylie Buatsi	Connections Academy- SoCal		Speech Therapy	10:00 AM	10:15 AM	0.25 Regular	
11/15/2023	Kylie Buatsi	Connections Academy- SoCal		Speech Therapy	10:00 AM	10:15 AM	0.25 Regular	
11/29/2023	Kylie Buatsi	Connections Academy- SoCal		Speech Therapy	10:00 AM	10:15 AM	0.25 Regular	
11/14/2023	Kylie Buatsi	Connections Academy- SoCal		Speech Therapy	11:00 AM	11:30 AM	0.50 Late Cancel	
11/28/2023	Kylie Buatsi	Connections Academy- SoCal		Speech Therapy	11:00 AM	11:30 AM	0.50 No Show	
11/09/2023	Kylie Buatsi	Connections Academy- SoCal		IEP Prep	07:30 AM	08:00 AM	0.50 IEP Prep	
11/15/2023	Kylie Buatsi	Connections Academy- SoCal		IEP Attendance	01:00 PM	02:00 PM	1.00 IEP Attendance	
11/30/2023	Kylie Buatsi	Connections Academy- SoCal		IEP Prep	12:25 PM	01:10 PM	0.75 IEP Prep	
11/30/2023	Kylie Buatsi	Connections Academy- SoCal		SLP Evaluation	09:00 AM	10:30 AM	IEP Attendance	
								2.25
								11.00

11.00 hours + 1 Eval

Date	Provider	School	Student(s)	Service	Start Time	End Time	Billable Occin Session Type
11/21/2023	Kelly Brown	Connections Academy- SoCal	[Redacted]	SLP Evaluation			Regular
11/03/2023	Kelly Brown	Connections Academy- SoCal	[Redacted]	SLP Evaluation			Regular
11/16/2023	Kelly Brown	Connections Academy- SoCal	[Redacted]	SLP Evaluation			Regular

3 Evals

CALCAR/NorCal
Previously RIPON

BILLING INVOICE

Invoice #	3152	Bill To:	California Online Public School
Invoice Date:	10/31/23	Attn:	La Chelle Carter
Name:	El Paseo Children's Center Inc		
Mailing Address	74075 El Paseo Drive, Suite A2B Palm Desert, CA 92260		lacarter@calca.connectionsacademy.org SPED-Finance@californiaops.org abatin@calca.connectionsacademy.org
Telephone	760-342-4900		

Provider	Invoice #	Region	Student	Service Type	Service Date	Actual Service Time	Billable Service in Hours	Hourly Fee	Amount Due for Service	Miles Traveled	Miles Traveled x 655
Adriana Covambias	3152	NorCal		OT Services	10/4/23	0.50	1	110	\$110.00		\$0.00
Adriana Covambias	3152	NorCal		OT Services	10/9/23	0.50	1	110	\$110.00		\$0.00
Adriana Covambias	3152	NorCal		OT Services	10/16/23	0.50	1	110	\$110.00		\$0.00
Adriana Covambias	3152	NorCal		OT Services	10/23/23	0.50	1	110	\$110.00		\$0.00
Adriana Covambias	3152	NorCal		OT Services	10/23/23	0.50	0.5	110	\$55.00		\$0.00
Adriana Covambias	3152	NorCal		OT Services	10/30/23	0.50	0.5	110	\$55.00		\$0.00
Adriana Covambias	3152	NorCal		OT Services	10/27/23	0.50	1	110	\$110.00		\$0.00
Adriana Covambias	3152	NorCal		IEP Meeting	10/19/23	1.00	1	100	\$100.00		\$0.00
Adriana Covambias	3152	NorCal		IEP Meeting	10/20/23	1.50	1.5	100	\$150.00		\$0.00
Adriana Covambias	3152	NorCal		IEP Meeting	10/23/23	1.75	1.75	100	\$175.00		\$0.00
Adriana Covambias	3152	NorCal		IEP Meeting	10/31/23	1.50	1.5	100	\$150.00		\$0.00
Allen Nguyenly	3152	NorCal		OT Services	10/27/23	0.50	1	110	\$110.00		\$0.00
Allen Nguyenly	3152	NorCal		OT Services	10/27/23	0.50	1	110	\$110.00		\$0.00
Alejandra Anoncal	3152	NorCal		IEP Meeting	10/4/23	1.00	1	100	\$100.00		\$0.00
Alyssa Guerrero	3152	NorCal		OT Assessment	10/12/23	10.50	10.5	110	\$1,155.00		\$0.00
Alyssa Guerrero	3152	NorCal		IEP Meeting	10/4/23	1.50	1.5	100	\$150.00		\$0.00
Alyssa Guerrero	3152	NorCal		IEP Meeting	10/23/23	1.00	1	100	\$100.00		\$0.00
Alyssa Guerrero	3152	NorCal		IEP Meeting	10/31/23	1.00	1	100	\$100.00		\$0.00
Amanda Olley	3152	NorCal		510	10/5/23	0.50	1	100	\$100.00		\$0.00
Amanda Olley	3152	NorCal		510	10/12/23	0.50	1	100	\$100.00		\$0.00
Amanda Olley	3152	NorCal		510	10/19/23	0.50	1	100	\$100.00		\$0.00
Amanda Olley	3152	NorCal		510	10/5/23	0.50	1	100	\$100.00		\$0.00
Amanda Olley	3152	NorCal		510	10/12/23	0.50	1	100	\$100.00		\$0.00
Amanda Olley	3152	NorCal		510	10/18/23	0.50	1	100	\$100.00		\$0.00
Amanda Olley	3152	NorCal		510	10/25/23	0.50	1	100	\$100.00		\$0.00
Angelica Diaz	3152	NorCal		DHH Services	10/5/23	0.50	1	110	\$110.00		\$0.00
Angelica Diaz	3152	NorCal		DHH Services	10/12/23	0.50	1	110	\$110.00		\$0.00
Angelica Diaz	3152	NorCal		DHH Services	10/19/23	0.50	1	110	\$110.00		\$0.00
Angelica Diaz	3152	NorCal		DHH Services	10/3/23	1.00	1	110	\$110.00		\$0.00
Angelica Diaz	3152	NorCal		DHH Services	10/5/23	1.00	1	110	\$110.00		\$0.00
Angelica Diaz	3152	NorCal		DHH Services	10/10/23	1.00	1	110	\$110.00		\$0.00
Angelica Diaz	3152	NorCal		DHH Services	10/17/23	1.00	1	110	\$110.00		\$0.00
Angelica Diaz	3152	NorCal		DHH Services	10/24/23	1.00	1	110	\$110.00		\$0.00
Angelica Diaz	3152	NorCal		DHH Services	10/26/23	1.00	1	110	\$110.00		\$0.00
Angelica Diaz	3152	NorCal		DHH Services	10/19/23	1.00	0.5	110	\$55.00		\$0.00
Angelica Diaz	3152	NorCal		DHH Services	10/23/23	1.00	1	110	\$110.00		\$0.00
Angelica Diaz	3152	NorCal		DHH Services	10/30/23	0.50	1	110	\$110.00		\$0.00
Anana Vista	3152	NorCal		OT Services	10/11/23	0.50	1	110	\$110.00		\$0.00
Anana Vista	3152	NorCal		OT Services	10/13/23	0.50	1	110	\$110.00		\$0.00
Amando Alvarez	3152	NorCal		IEP Meeting	10/30/23	1.00	1	100	\$100.00		\$0.00
Amando Alvarez	3152	NorCal		IEP Meeting	10/31/23	1.00	1	100	\$100.00		\$0.00
Catherine Le	3152	NorCal		OT Assessment	10/11/23	10.50	10.5	110	\$1,155.00		\$0.00
Candice Gayle	3152	NorCal		PT Assessment	10/10/23	10.50	10.5	110	\$1,155.00		\$0.00
Ericka Panayi	3152	NorCal		Speech Services	10/3/23	0.50	1	110	\$110.00		\$0.00
Ericka Panayi	3152	NorCal		Speech Services	10/10/23	0.50	1	110	\$110.00		\$0.00
Ericka Panayi	3152	NorCal		Speech Services	10/5/23	0.50	1	110	\$110.00		\$0.00
Ericka Panayi	3152	NorCal		Speech Services	10/12/23	0.50	1	110	\$110.00		\$0.00
Ericka Panayi	3152	NorCal		Speech Services	10/17/23	0.50	1	110	\$110.00		\$0.00
Ericka Panayi	3152	NorCal		Speech Services	10/24/23	0.50	1	110	\$110.00		\$0.00
Ericka Panayi	3152	NorCal		Speech Services	10/31/23	0.50	1	110	\$110.00		\$0.00
Ericka Panayi	3152	NorCal		Speech Services	10/19/23	0.50	1	110	\$110.00		\$0.00
Ericka Panayi	3152	NorCal		Speech Services	10/26/23	0.50	1	110	\$110.00		\$0.00
Ericka Panayi	3152	NorCal		Speech Services	10/3/23	0.50	1	110	\$110.00		\$0.00
Ericka Panayi	3152	NorCal		Speech Services	10/17/23	0.50	1	110	\$110.00		\$0.00
Ericka Panayi	3152	NorCal		Speech Services	10/24/23	0.50	1	110	\$110.00		\$0.00
Ericka Panayi	3152	NorCal		Speech Services	10/5/23	0.50	1	110	\$110.00		\$0.00
Ericka Panayi	3152	NorCal		Speech Services	10/6/23	0.50	0.5	110	\$55.00		\$0.00
Ericka Panayi	3152	NorCal		Speech Services	10/12/23	0.50	0.5	110	\$55.00		\$0.00
Ericka Panayi	3152	NorCal		Speech Services	10/19/23	0.50	1	110	\$110.00		\$0.00
Ericka Panayi	3152	NorCal		Speech Services	10/20/23	0.50	1	110	\$110.00		\$0.00
Ericka Panayi	3152	NorCal		Speech Services	10/26/23	0.50	1	110	\$110.00		\$0.00
Ericka Panayi	3152	NorCal		Speech Services	10/27/23	0.50	1	110	\$110.00		\$0.00
Ericka Panayi	3152	NorCal		Speech Services	10/6/23	0.50	1	110	\$110.00		\$0.00
Ericka Panayi	3152	NorCal		Speech Services	10/13/23	0.50	1	110	\$110.00		\$0.00
Ericka Panayi	3152	NorCal		Speech Services	10/27/23	0.50	1	110	\$110.00		\$0.00
Ericka Panayi	3152	NorCal		Speech Services	10/3/23	0.50	1	110	\$110.00		\$0.00
Ericka Panayi	3152	NorCal		Speech Services	10/4/23	0.50	1	110	\$110.00		\$0.00
Ericka Panayi	3152	NorCal		Speech Services	10/10/23	0.50	1	110	\$110.00		\$0.00
Ericka Panayi	3152	NorCal		Speech Services	10/11/23	0.50	1	110	\$110.00		\$0.00
Ericka Panayi	3152	NorCal		Speech Services	10/17/23	0.50	1	110	\$110.00		\$0.00
Ericka Panayi	3152	NorCal		Speech Services	10/18/23	0.50	1	110	\$110.00		\$0.00
Ericka Panayi	3152	NorCal		Speech Services	10/24/23	0.50	1	110	\$110.00		\$0.00
Ericka Panayi	3152	NorCal		Speech Services	10/25/23	0.50	1	110	\$110.00		\$0.00
Ericka Panayi	3152	NorCal		Speech Services	10/4/23	0.50	1	110	\$110.00		\$0.00
Ericka Panayi	3152	NorCal		Speech Services	10/11/23	0.50	1	110	\$110.00		\$0.00
Ericka Panayi	3152	NorCal		Speech Services	10/18/23	0.50	1	110	\$110.00		\$0.00
Ericka Panayi	3152	NorCal		Speech Services	10/25/23	0.50	1	110	\$110.00		\$0.00
Ericka Panayi	3152	NorCal		Speech Services	10/5/23	0.50	1	110	\$110.00		\$0.00
Ericka Panayi	3152	NorCal		Speech Services	10/12/23	0.50	1	110	\$110.00		\$0.00
Ericka Panayi	3152	NorCal		Speech Services	10/19/23	0.50	1	110	\$110.00		\$0.00
Ericka Panayi	3152	NorCal		Speech Services	10/26/23	0.50	1	110	\$110.00		\$0.00
Ericka Panayi	3152	NorCal		Speech Services	10/2/23	0.50	1	110	\$110.00		\$0.00
Ericka Panayi	3152	NorCal		Speech Services	10/4/23	0.50	1	110	\$110.00		\$0.00

Kelly Dunn	3152	NorCal	P Meeting	10/9/23	1.00	1	100	\$100.00		\$0.00
Kelly Dunn	3152	NorCal	P Meeting	10/4/23	1.00	1	100	\$100.00		\$0.00
Lana Scott	3152	NorCal	d Psych Assessment	9/22/23	n/a	n/a	n/a	\$1,950.00	76.00	\$49.76
Lana Scott	3152	NorCal	d Psych Assessment	9/30/23	n/a	n/a	n/a	\$1,950.00	28.00	\$18.34
Lana Scott	3152	NorCal	d Psych Assessment	10/2/23	n/a	n/a	n/a	\$1,950.00	14.00	\$9.17
Lana Scott	3152	NorCal	d Psych Assessment	10/23/23	n/a	n/a	n/a	\$1,950.00	140.00	\$91.70
Laura Wiese	3152	NorCal	T Services	10/3/23	0.50	1	110	\$110.00		\$0.00
Laura Wiese	3152	NorCal	T Services	10/10/23	0.50	0.5	110	\$55.00		\$0.00
Laura Wiese	3152	NorCal	T Services	10/10/23	0.50	0.5	110	\$55.00		\$0.00
Laura Wiese	3152	NorCal	T Services	10/10/23	0.50	1	110	\$110.00		\$0.00
Laura Wiese	3152	NorCal	T Services	10/12/23	0.50	1	110	\$110.00		\$0.00
Laura Wiese	3152	NorCal	T Services	10/5/23	0.50	1	110	\$110.00		\$0.00
Laura Wiese	3152	NorCal	T Services	10/12/23	0.50	1	110	\$110.00		\$0.00
Laura Wiese	3152	NorCal	T Services	10/12/23	0.50	1	110	\$110.00		\$0.00
Laura Wiese	3152	NorCal	T Services	10/12/23	0.50	1	110	\$110.00		\$0.00
Laura Wiese	3152	NorCal	T Services	10/12/23	0.50	1	110	\$110.00		\$0.00
Lauren Linhoff	3152	NorCal	PE Services	10/4/23	0.33	1	110	\$110.00		\$0.00
Lauren Linhoff	3152	NorCal	PE Services	10/18/23	0.33	1	110	\$110.00		\$0.00
Mae Belen Vital	3152	NorCal	peech Services	10/3/23	0.50	1	110	\$110.00		\$0.00
Mae Belen Vital	3152	NorCal	peech Services	10/5/23	0.50	0.5	110	\$55.00		\$0.00
Mae Belen Vital	3152	NorCal	peech Services	10/12/23	0.50	0.5	110	\$55.00		\$0.00
Mae Belen Vital	3152	NorCal	peech Services	10/10/23	0.50	1	110	\$110.00		\$0.00
Mae Belen Vital	3152	NorCal	peech Services	10/19/23	0.50	1	110	\$110.00		\$0.00
Mae Belen Vital	3152	NorCal	peech Services	10/24/23	0.50	1	110	\$110.00		\$0.00
Mae Belen Vital	3152	NorCal	peech Services	10/26/23	0.50	1	110	\$110.00		\$0.00
Mae Belen Vital	3152	NorCal	peech Services	10/31/23	0.50	1	110	\$110.00		\$0.00
Mae Belen Vital	3152	NorCal	peech Services	10/17/23	0.50	0.5	110	\$55.00		\$0.00
Mae Belen Vital	3152	NorCal	peech Services	10/3/23	0.50	1	110	\$110.00		\$0.00
Mae Belen Vital	3152	NorCal	peech Services	10/4/23	0.50	1	110	\$110.00		\$0.00
Mae Belen Vital	3152	NorCal	peech Services	10/10/23	0.50	1	110	\$110.00		\$0.00
Mae Belen Vital	3152	NorCal	peech Services	10/11/23	0.50	1	110	\$110.00		\$0.00
Mae Belen Vital	3152	NorCal	peech Services	10/17/23	0.50	1	110	\$110.00		\$0.00
Mae Belen Vital	3152	NorCal	peech Services	10/18/23	0.50	1	110	\$110.00		\$0.00
Mae Belen Vital	3152	NorCal	peech Services	10/24/23	0.50	1	110	\$110.00		\$0.00
Mae Belen Vital	3152	NorCal	peech Services	10/31/23	0.50	1	110	\$110.00		\$0.00
Mae Belen Vital	3152	NorCal	peech Services	10/25/23	0.50	1	110	\$110.00		\$0.00
Mae Belen Vital	3152	NorCal	P Meeting	10/27/23	1.00	1	100	\$100.00		\$0.00
Melanie Segrave	3152	NorCal	15 Group Counseling	10/6/23	0.75	1	95	\$95.00		\$0.00
Melanie Segrave	3152	NorCal	15 Group Counseling	10/12/23	0.75	1	95	\$95.00		\$0.00
Melanie Segrave	3152	NorCal	15 Group Counseling	10/19/23	0.75	1	95	\$95.00		\$0.00
Melanie Segrave	3152	NorCal	15 Group Counseling	10/26/23	0.75	1	95	\$95.00		\$0.00
Melinda MacKenzie	3152	NorCal	d Psych Assessment	9/22/23	n/a	n/a	n/a	\$1,950.00	160.00	\$104.80
Melinda MacKenzie	3152	NorCal	d Psych Assessment	10/7/23	n/a	n/a	n/a	\$1,950.00	82.00	\$53.71
Mercedes (Sadie) Alin	3152	NorCal	peech Services	10/2/23	0.50	1	110	\$110.00		\$0.00
Mercedes (Sadie) Alin	3152	NorCal	peech Services	10/9/23	0.50	1	110	\$110.00		\$0.00
Mercedes (Sadie) Alin	3152	NorCal	peech Services	10/16/23	0.50	1	110	\$110.00		\$0.00
Mercedes (Sadie) Alin	3152	NorCal	peech Services	10/23/23	0.50	1	110	\$110.00		\$0.00
Mercedes (Sadie) Alin	3152	NorCal	peech Services	10/30/23	0.50	1	110	\$110.00		\$0.00
Mercedes (Sadie) Alin	3152	NorCal	peech Services	10/13/23	0.50	0.5	110	\$55.00		\$0.00
Mercedes (Sadie) Alin	3152	NorCal	peech Services	10/26/23	0.50	1	110	\$110.00		\$0.00
Mercedes (Sadie) Alin	3152	NorCal	peech Services	10/27/23	0.50	1	110	\$110.00		\$0.00
Mercedes (Sadie) Alin	3152	NorCal	peech Services	10/3/23	0.50	1	110	\$110.00		\$0.00
Mercedes (Sadie) Alin	3152	NorCal	peech Services	10/10/23	0.50	1	110	\$110.00		\$0.00
Mercedes (Sadie) Alin	3152	NorCal	peech Services	10/17/23	0.50	1	110	\$110.00		\$0.00
Mercedes (Sadie) Alin	3152	NorCal	peech Services	10/24/23	0.50	1	110	\$110.00		\$0.00
Mercedes (Sadie) Alin	3152	NorCal	peech Services	10/31/23	0.50	1	110	\$110.00		\$0.00
Mercedes (Sadie) Alin	3152	NorCal	peech Services	10/17/23	0.50	1	110	\$110.00		\$0.00
Mercedes (Sadie) Alin	3152	NorCal	peech Services	10/24/23	0.50	1	110	\$110.00		\$0.00
Mercedes (Sadie) Alin	3152	NorCal	peech Services	10/31/23	0.50	1	110	\$110.00		\$0.00
Mercedes (Sadie) Alin	3152	NorCal	peech Services	10/3/23	0.50	1	110	\$110.00		\$0.00
Mercedes (Sadie) Alin	3152	NorCal	peech Services	10/4/23	0.50	1	110	\$110.00		\$0.00
Mercedes (Sadie) Alin	3152	NorCal	peech Services	10/11/23	0.50	1	110	\$110.00		\$0.00
Mercedes (Sadie) Alin	3152	NorCal	peech Services	10/18/23	0.50	1	110	\$110.00		\$0.00
Mercedes (Sadie) Alin	3152	NorCal	peech Services	10/25/23	0.50	1	110	\$110.00		\$0.00
Mercedes (Sadie) Alin	3152	NorCal	peech Services	10/12/23	0.50	0.5	110	\$55.00		\$0.00
Mia Frimtzis	3152	NorCal	P Meeting	10/23/23	2.50	2.5	100	\$250.00		\$0.00
Mia Frimtzis	3152	NorCal	P Meeting	10/9/23	1.00	1	100	\$100.00		\$0.00
Michael Saunders	3152	NorCal	PE Services	10/23/23	0.50	1	110	\$110.00		\$0.00
Michael Saunders	3152	NorCal	PE Services	10/27/23	0.50	1	110	\$110.00		\$0.00
Michael Saunders	3152	NorCal	PE Services	10/30/23	0.50	1	110	\$110.00		\$0.00
Michael Saunders	3152	NorCal	PE Services	10/2/23	0.75	1	110	\$110.00		\$0.00
Michael Saunders	3152	NorCal	PE Services	10/4/23	0.75	1	110	\$110.00		\$0.00
Michael Saunders	3152	NorCal	PE Services	10/9/23	0.75	1	110	\$110.00		\$0.00
Michael Saunders	3152	NorCal	PE Services	10/11/23	0.75	1	110	\$110.00		\$0.00
Michael Saunders	3152	NorCal	PE Services	10/16/23	0.75	1	110	\$110.00		\$0.00
Michael Saunders	3152	NorCal	PE Services	10/18/23	0.75	1	110	\$110.00		\$0.00
Michael Saunders	3152	NorCal	PE Services	10/23/23	0.75	1	110	\$110.00		\$0.00
Michael Saunders	3152	NorCal	PE Services	10/25/23	0.75	1	110	\$110.00		\$0.00
Michael Saunders	3152	NorCal	PE Services	10/30/23	0.75	1	110	\$110.00		\$0.00
Michael Saunders	3152	NorCal	PE Services	10/2/23	0.50	1	110	\$110.00		\$0.00
Michael Saunders	3152	NorCal	PE Services	10/4/23	0.50	1	110	\$110.00		\$0.00
Michael Saunders	3152	NorCal	PE Services	10/9/23	0.50	1	110	\$110.00		\$0.00
Michael Saunders	3152	NorCal	PE Services	10/11/23	0.50	1	110	\$110.00		\$0.00
Michael Saunders	3152	NorCal	PE Services	10/16/23	0.50	1	110	\$110.00		\$0.00
Michael Saunders	3152	NorCal	PE Services	10/18/23	0.50	1	110	\$110.00		\$0.00
Michael Saunders	3152	NorCal	PE Services	10/23/23	0.50	1	110	\$110.00		\$0.00
Michael Saunders	3152	NorCal	PE Services	10/30/23	0.50	1	110	\$110.00		\$0.00
Michael Saunders	3152	NorCal	P Meeting	10/19/23	1.00	1	100	\$100.00		\$0.00
Michael Saunders	3152	NorCal	P Meeting	10/31/23	1.00	1	100	\$100.00		\$0.00
Michelle Azevedo	3152	NorCal	ursing Assessment Flat	9/10/23	n/a	n/a	n/a	\$500.00		\$0.00
Michelle Azevedo	3152	NorCal	rsing Assessments-Travel/Mileage	9/10/23	3.50	3.5	110	\$385.00	158.00	\$103.48
Mikayla Bell (Schramm)	3152	NorCal	peech Assessment	10/6/23	10.50	10.5	110	\$1,155.00		\$0.00
Nikita Jonas	3152	NorCal	T Services	10/4/23	0.50	1	110	\$110.00		\$0.00
Nikita Jonas	3152	NorCal	T Services	10/18/23	0.50	1	110	\$110.00		\$0.00
Nikita Jonas	3152	NorCal	T Services	10/3/23	0.50	1	110	\$110.00		\$0.00
Nikita Jonas	3152	NorCal	T Services	10/10/23	0.50	1	110	\$110.00		\$0.00
Nikita Jonas	3152	NorCal	T Services	10/17/23	0.50	1	110	\$110.00		\$0.00

Reentry form submitted by Cassandra Hall

Nikita Jonas	3152	Non-Cat	OT Services	10/24/23	0.50	1	110	\$110.00	\$0.00	
Nikita Jonas	3152	Non-Cat	OT Services	10/31/23	0.50	1	110	\$110.00	\$0.00	
Nikita Jonas	3152	Non-Cat	OT Services	10/10/23	0.50	0.5	110	\$55.00	\$0.00	
Nikita Jonas	3152	Non-Cat	OT Services	10/24/23	0.50	0.5	110	\$55.00	\$0.00	
Nikita Jonas	3152	Non-Cat	OT Services	10/11/23	0.50	1	110	\$110.00	\$0.00	
Nikita Jonas	3152	Non-Cat	OT Services	10/25/23	0.50	1	110	\$110.00	\$0.00	
Nikita Jonas	3152	Non-Cat	OT Services	10/25/23	0.50	1	110	\$110.00	\$0.00	
Nikita Jonas	3152	Non-Cat	OT Services	10/4/23	0.50	1	110	\$110.00	\$0.00	
Nikita Jonas	3152	Non-Cat	OT Services	10/9/23	0.50	1	110	\$110.00	\$0.00	
Nikita Jonas	3152	Non-Cat	OT Services	10/11/23	0.50	1	110	\$110.00	\$0.00	
Nikita Jonas	3152	Non-Cat	OT Services	10/16/23	0.50	1	110	\$110.00	\$0.00	
Nikita Jonas	3152	Non-Cat	OT Services	10/23/23	0.50	1	110	\$110.00	\$0.00	
Nikita Jonas	3152	Non-Cat	OT Services	10/25/23	0.50	1	110	\$110.00	\$0.00	
Nikita Jonas	3152	Non-Cat	OT Services	10/30/23	0.50	1	110	\$110.00	\$0.00	
Nikita Jonas	3152	Non-Cat	OT Services	10/18/23	0.50	0.5	110	\$55.00	\$0.00	
Nikita Jonas	3152	Non-Cat	OT Services	10/5/23	0.50	1	110	\$110.00	\$0.00	
Nikita Jonas	3152	Non-Cat	OT Services	10/9/23	0.50	1	110	\$110.00	\$0.00	
Nikita Jonas	3152	Non-Cat	OT Services	10/25/23	0.50	0.5	110	\$55.00	\$0.00	
Nikita Jonas	3152	Non-Cat	OT Services	10/16/23	0.50	1	110	\$110.00	\$0.00	
Nikita Jonas	3152	Non-Cat	OT Services	10/23/23	0.50	1	110	\$110.00	\$0.00	
Nikita Jonas	3152	Non-Cat	OT Services	10/30/23	0.50	0.5	110	\$55.00	\$0.00	
Nikita Jonas	3152	Non-Cat	OT Services	10/4/23	0.50	1	110	\$110.00	\$0.00	
Nikita Jonas	3152	Non-Cat	OT Services	10/10/23	0.50	1	110	\$110.00	\$0.00	
Nikita Jonas	3152	Non-Cat	OT Services	10/17/23	0.50	1	110	\$110.00	\$0.00	
Nikita Jonas	3152	Non-Cat	OT Services	10/31/23	0.50	1	110	\$110.00	\$0.00	
Nikita Jonas	3152	Non-Cat	OT Services	10/24/23	0.50	0.5	110	\$55.00	\$0.00	
Nikita Jonas	3152	Non-Cat	OT Services	10/25/23	0.50	1	110	\$110.00	\$0.00	
Nikita Jonas	3152	Non-Cat	OT Services	10/9/23	0.50	1	110	\$110.00	\$0.00	
Nikita Jonas	3152	Non-Cat	OT Services	10/16/23	0.50	1	110	\$110.00	\$0.00	
Nikita Jonas	3152	Non-Cat	OT Services	10/23/23	0.50	1	110	\$110.00	\$0.00	
Nikita Jonas	3152	Non-Cat	OT Services	10/30/23	0.50	1	110	\$110.00	\$0.00	
Nikita Jonas	3152	Non-Cat	OT Services	10/4/23	0.50	0.5	110	\$55.00	\$0.00	
Nikita Jonas	3152	Non-Cat	OT Services	10/10/23	0.50	1	110	\$110.00	\$0.00	
Nikita Jonas	3152	Non-Cat	OT Services	10/16/23	0.50	1	110	\$110.00	\$0.00	
Nikita Jonas	3152	Non-Cat	OT Services	10/23/23	0.50	1	110	\$110.00	\$0.00	
Nikita Jonas	3152	Non-Cat	OT Services	10/30/23	0.50	1	110	\$110.00	\$0.00	
Nikita Jonas	3152	Non-Cat	OT Services	10/12/23	0.50	1	110	\$110.00	\$0.00	
Nikita Jonas	3152	Non-Cat	OT Services	10/5/23	0.50	0.5	110	\$55.00	\$0.00	
Nikita Jonas	3152	Non-Cat	OT Services	10/15/23	0.50	1	110	\$110.00	\$0.00	
Nikita Jonas	3152	Non-Cat	OT Services	10/26/23	0.50	1	110	\$110.00	\$0.00	
Penny Lopez	3152	Non-Cat	Speech Services	10/4/23	0.50	1	110	\$110.00	\$0.00	
Penny Lopez	3152	Non-Cat	Speech Services	10/11/23	0.50	1	110	\$110.00	\$0.00	
Penny Lopez	3152	Non-Cat	Speech Services	10/18/23	0.50	1	110	\$110.00	\$0.00	
Penny Lopez	3152	Non-Cat	Speech Services	9/13/23	0.50	1	110	\$110.00	\$0.00	
Penny Lopez	3152	Non-Cat	Speech Services	9/20/23	0.50	1	110	\$110.00	\$0.00	
Penny Lopez	3152	Non-Cat	Speech Services	9/27/23	0.50	1	110	\$110.00	\$0.00	
Penny Lopez	3152	Non-Cat	Speech Services	10/4/23	0.5	0.5	110	\$55.00	\$0.00	
Penny Lopez	3152	Non-Cat	Speech Services	10/11/23	0.5	0.5	110	\$55.00	\$0.00	
Penny Lopez	3152	Non-Cat	Speech Services	10/18/23	0.5	0.5	110	\$55.00	\$0.00	
Penny Lopez	3152	Non-Cat	Speech Services	10/25/23	0.5	0.5	110	\$55.00	\$0.00	
Sarah Sabaghzadeh	510	Non-Cat	510	10/5/23	0.33	1	100	\$100.00	\$0.00	
Sarah Sabaghzadeh	510	Non-Cat	510	10/12/23	0.33	1	100	\$100.00	\$0.00	
Sarah Sabaghzadeh	510	Non-Cat	510	10/19/23	0.33	0.5	100	\$50.00	\$0.00	
Sarah Sabaghzadeh	510	Non-Cat	510	10/17/23	0.33	0.5	100	\$50.00	\$0.00	
Sarah Sabaghzadeh	510	Non-Cat	510	10/24/23	0.33	1	100	\$100.00	\$0.00	
Sarah Sabaghzadeh	510	Non-Cat	510	10/31/23	0.33	0.5	100	\$50.00	\$0.00	
Sarah Sabaghzadeh	510	Non-Cat	510	10/22/23	0.25	1	95	\$95.00	\$0.00	
Sarah Sabaghzadeh	510	Non-Cat	510	10/29/23	0.5	1	95	\$95.00	\$0.00	
Sarah Sabaghzadeh	510	Non-Cat	510	10/22/23	0.25	1	110	\$110.00	\$0.00	
Sarah Sabaghzadeh	510	Non-Cat	510	10/29/23	0.25	0.5	110	\$55.00	\$0.00	
Sarah Sabaghzadeh	510	Non-Cat	510	10/22/23	0.25	1	95	\$95.00	\$0.00	
Sarah Sabaghzadeh	510	Non-Cat	510	10/29/23	0.25	1	95	\$95.00	\$0.00	
Sarah Sabaghzadeh	510	Non-Cat	510	10/22/23	0.25	0.5	110	\$55.00	\$0.00	
Sarah Sabaghzadeh	510	Non-Cat	510	10/29/23	0.25	0.5	110	\$55.00	\$0.00	
Sarah Sabaghzadeh	510	Non-Cat	510	10/16/23	0.5	1	100	\$100.00	\$0.00	
Sarah Sabaghzadeh	510	Non-Cat	510	10/23/23	0.5	1	100	\$100.00	\$0.00	
Sarah Sabaghzadeh	510	Non-Cat	510	10/30/23	0.5	1	100	\$100.00	\$0.00	
Sarah Sabaghzadeh	510	Non-Cat	510	10/9/23	0.5	1	100	\$100.00	\$0.00	
Sarah Sabaghzadeh	510	Non-Cat	510	10/22/23	0.5	0.5	100	\$50.00	\$0.00	
Sarah Sabaghzadeh	510	Non-Cat	510	10/29/23	0.5	1	95	\$95.00	\$0.00	
Sarah Sabaghzadeh	510	Non-Cat	536 Behavior Student	10/3/23	0.5	1	110	\$110.00	\$0.00	
Sarah Sabaghzadeh	510	Non-Cat	536 Behavior Student	10/3/23	0.5	1	95	\$95.00	\$0.00	
Sarah Sabaghzadeh	510	Non-Cat	536 Behavior Student	10/10/23	0.5	1	110	\$110.00	\$0.00	
Sarah Sabaghzadeh	510	Non-Cat	536 Behavior Student	10/17/23	0.5	1	95	\$95.00	\$0.00	
Sarah Sabaghzadeh	510	Non-Cat	536 Behavior Student	10/17/23	0.5	1	110	\$110.00	\$0.00	
Sarah Sabaghzadeh	510	Non-Cat	536 Behavior Student	10/31/23	0.5	1	95	\$95.00	\$0.00	
Sarah Sabaghzadeh	510	Non-Cat	536 Behavior Student	10/24/23	0.5	1	110	\$110.00	\$0.00	
Sarah Sabaghzadeh	510	Non-Cat	536 Behavior Student	10/31/23	0.5	1	110	\$110.00	\$0.00	
Sarah Sabaghzadeh	510	Non-Cat	536 Behavior Student	10/24/23	0.5	1	95	\$95.00	\$0.00	
Shanna Hollinger	3152	Non-Cat	IEP Meeting	10/18/23	1.50	1.5	110	\$165.00	\$0.00	
Shanna Hollinger	3152	Non-Cat	IEP Meeting	10/18/23	1.50	1.5	110	\$165.00	\$0.00	
Shanna Hollinger	3152	Non-Cat	IEP Meeting	10/18/23	1.50	1.5	110	\$165.00	\$0.00	
Terri Schuch	510	Non-Cat	510	10/3/23	0.50	0.5	100	\$50.00	\$0.00	
Terri Schuch	510	Non-Cat	510	10/24/23	0.50	0.5	100	\$50.00	\$0.00	
Terri Schuch	510	Non-Cat	510	10/26/23	0.50	0.5	100	\$50.00	\$0.00	
Terri Schuch	3152	Non-Cat	IEP Meeting	10/23/23	1.00	1	100	\$100.00	\$0.00	
Valie Amarian	3152	Non-Cat	IEP Meeting	10/10/23	1	1	100	\$100.00	\$0.00	
Valie Amarian	3152	Non-Cat	IEP Meeting	10/27/23	1.5	1.5	100	\$150.00	\$0.00	
Vanessa Abraham	3152	Non-Cat	IEP Meeting	10/18/23	1	1	100	\$100.00	\$0.00	
Yvonne Duarte	3152	Non-Cat	536 Behavior Student	10/16/23	0.5	1	110	\$110.00	\$0.00	
Yvonne Duarte	3152	Non-Cat	536 Behavior Student	10/23/23	0.5	1	110	\$110.00	\$0.00	
Yvonne Duarte	3152	Non-Cat	536 Behavior Student	10/30/23	0.5	1	110	\$110.00	\$0.00	
Yvonne Duarte	3152	Non-Cat	536 Behavior Student	10/23/23	0.5	1	110	\$110.00	\$0.00	
Total			Total for Service:			Total for Mileage:	Total Due:	\$62,479.40	1,395.90	\$914.31

CENCA

BILLING INVOICE

Invoice #	3153	Bill To:	California Online Public School
Invoice Date	10/31/23		Attn: La Chelle Carter
Name	El Paseo Children's Center Inc.		
Mailing Address	74075 El Paseo Drvo, Suite A2B		lacarter@calca.connectionsacademy.org
	Palm Desert, CA 92260		SPED-Finance@californiaops.org
Telephone	760-342-4900		abatin@calca.connectionsacademy.org

Provider	Invoice #	Region	Student	Service Type	Service Date	Actual Service	Billable Service in	Hourly Fee	Amount Due for	Miles	Miles Traveled
Adriana Covarubias	3153	CENCA		OT Services	10/3/23	0.67	1	110	\$110.00		\$0.00
Adriana Covarubias	3153	CENCA		OT Services	10/17/23	0.67	1	110	\$110.00		\$0.00
Adriana Covarubias	3153	CENCA		OT Services	10/5/23	0.50	1	110	\$110.00		\$0.00
Adriana Covarubias	3153	CENCA		OT Services	10/12/23	0.50	1	110	\$110.00		\$0.00
Adriana Covarubias	3153	CENCA		OT Services	10/19/23	0.50	1	110	\$110.00		\$0.00
Adriana Covarubias	3153	CENCA		OT Services	10/26/23	0.50	1	110	\$110.00		\$0.00
Adriana Covarubias	3153	CENCA		OT Services	10/6/23	0.50	1	110	\$110.00		\$0.00
Adriana Covarubias	3153	CENCA		OT Services	10/13/23	0.50	1	110	\$110.00		\$0.00
Adriana Covarubias	3153	CENCA		OT Services	10/20/23	0.50	1	110	\$110.00		\$0.00
Adriana Covarubias	3153	CENCA		OT Services	10/27/23	0.50	1	110	\$110.00		\$0.00
Adriana Covarubias	3153	CENCA		IEP Meeting	10/18/23	1.00	1	100	\$100.00		\$0.00
Alyssa Guerrero	3153	CENCA		OT Assessment	10/27/23	10.50	10.5	110	\$1,155.00		\$0.00
Alyssa Guerrero	3153	CENCA		IEP Meeting	10/5/23	1.00	1	100	\$100.00		\$0.00
Alyssa Guerrero	3153	CENCA		IEP Meeting	10/11/23	1.00	1	100	\$100.00		\$0.00
Amanda Oiley	3153	CENCA		515	10/4/23	0.50	1	95	\$95.00		\$0.00
Amanda Oiley	3153	CENCA		515	10/11/23	0.50	1	95	\$95.00		\$0.00
Amanda Oiley	3153	CENCA		515	10/18/23	0.50	1	95	\$95.00		\$0.00
Amanda Oiley	3153	CENCA		515	10/26/23	0.50	1	95	\$95.00		\$0.00
Amanda Oiley	3153	CENCA		515	10/30/23	0.50	1	95	\$95.00		\$0.00
Amanda Oiley	3153	CENCA		515	10/3/23	1.00	1	95	\$95.00		\$0.00
Amanda Oiley	3153	CENCA		515	10/17/23	1.00	1	95	\$95.00		\$0.00
Angelica Diaz	3153	CENCA		DHH Services	10/12/23	1.00	0.5	110	\$55.00		\$0.00
Armando Alvarez Rico	3153	CENCA		IEP Meeting	10/25/23	1.00	1	100	\$100.00		\$0.00
Ashley Thompson	3153	CENCA		Speech Assessment	10/26/23	10.50	10.5	110	\$1,155.00		\$0.00
Ashley Thompson	3153	CENCA		Speech Assessment	10/26/23	10.50	10.5	110	\$1,155.00		\$0.00
BreeAnn Lewis	3153	CENCA		Nursing Assessment Flat	10/10/23	n/a	n/a	n/a	\$500.00		\$0.00
BreeAnn Lewis	3153	CENCA		Nurse Assessments-Travel/Mileage	10/10/23	1.50	1.5	110	\$165.00	96.00	\$62.88
BreeAnn Lewis	3153	CENCA		Nursing Assessment Flat	10/10/23	n/a	n/a	n/a	\$500.00		\$0.00
BreeAnn Lewis	3153	CENCA		Nurse Assessments-Travel/Mileage	10/10/23	1.50	1.5	110	\$165.00	96.00	\$62.88
BreeAnn Lewis	3153	CENCA		Nursing Assessment Flat	10/24/23	n/a	n/a	n/a	\$500.00		\$0.00
BreeAnn Lewis	3153	CENCA		Nurse Assessments-Travel/Mileage	10/24/23	2.60	2.6	110	\$286.00	175.60	\$115.02
BreeAnn Lewis	3153	CENCA		Nursing Assessment Flat	10/24/23	n/a	n/a	n/a	\$500.00		\$0.00
BreeAnn Lewis	3153	CENCA		Nurse Assessments-Travel/Mileage	10/24/23	1.05	1.05	110	\$115.50	53.60	\$35.11
Candice Gayle	3153	CENCA		PT Assessment	10/8/23	10.50	10.5	110	\$1,155.00		\$0.00
Candice Gayle	3153	CENCA		IEP Meeting	10/5/23	1.00	1	100	\$100.00		\$0.00
Candice Gayle	3153	CENCA		PT Services	10/9/23	0.50	1	110	\$110.00		\$0.00
Candice Gayle	3153	CENCA		PT Services	10/26/23	0.50	0.5	110	\$55.00		\$0.00
Candice Gayle	3153	CENCA		IEP Meeting	10/31/23	1.00	1	100	\$100.00		\$0.00
Dana Cary	3153	CENCA		OT Assessment	10/24/23	10.50	10.5	110	\$1,155.00		\$0.00
Eleonora Magn	3153	CENCA		535 Behavior Student	10/4/23	0.50	1	110	\$110.00		\$0.00
Eleonora Magn	3153	CENCA		535 Behavior Student	10/11/23	0.50	1	110	\$110.00		\$0.00
Eleonora Magn	3153	CENCA		535 Behavior Student	10/18/23	0.50	1	110	\$110.00		\$0.00
Eleonora Magn	3153	CENCA		535 Behavior Student	10/25/23	0.50	1	110	\$110.00		\$0.00
Eleonora Magn	3153	CENCA		535 Behavior Student	10/2/23	0.25	1	110	\$110.00		\$0.00
Eleonora Magn	3153	CENCA		535 Behavior Student	10/23/23	0.50	1	110	\$110.00		\$0.00
Eleonora Magn	3153	CENCA		535 Behavior Student	10/31/23	0.50	1	110	\$110.00		\$0.00
Eleonora Magn	3153	CENCA		535 Behavior Student	10/16/23	0.50	0.5	110	\$55.00		\$0.00
Eleonora Magn	3153	CENCA		IEP Meeting	10/3/23	1.25	1.25	100	\$125.00		\$0.00
Erika Panayi	3153	CENCA		Speech Services	10/5/23	0.50	1	110	\$110.00		\$0.00
Erika Panayi	3153	CENCA		Speech Services	10/12/23	0.50	1	110	\$110.00		\$0.00
Erika Panayi	3153	CENCA		Speech Services	10/19/23	0.50	1	110	\$110.00		\$0.00
Erika Panayi	3153	CENCA		Speech Services	10/26/23	0.50	0.5	110	\$55.00		\$0.00
Erika Panayi	3153	CENCA		Speech Services	10/2/23	0.50	1	110	\$110.00		\$0.00
Erika Panayi	3153	CENCA		Speech Services	10/4/23	0.50	1	110	\$110.00		\$0.00
Erika Panayi	3153	CENCA		Speech Services	10/9/23	0.50	1	110	\$110.00		\$0.00
Erika Panayi	3153	CENCA		Speech Services	10/11/23	0.50	1	110	\$110.00		\$0.00
Erika Panayi	3153	CENCA		Speech Services	10/16/23	0.50	1	110	\$110.00		\$0.00
Erika Panayi	3153	CENCA		Speech Services	10/18/23	0.50	1	110	\$110.00		\$0.00
Erika Panayi	3153	CENCA		Speech Services	10/23/23	0.50	1	110	\$110.00		\$0.00
Erika Panayi	3153	CENCA		Speech Services	10/25/23	0.50	1	110	\$110.00		\$0.00
Erika Panayi	3153	CENCA		Speech Services	10/30/23	0.50	1	110	\$110.00		\$0.00
Erika Panayi	3153	CENCA		Speech Services	10/6/23	0.50	1	110	\$110.00		\$0.00
Erika Panayi	3153	CENCA		Speech Services	10/20/23	0.50	0.5	110	\$55.00		\$0.00
Erika Panayi	3153	CENCA		Speech Services	10/27/23	0.50	0.5	110	\$55.00		\$0.00
Erika Panayi	3153	CENCA		Speech Services	10/13/23	0.50	0.5	110	\$55.00		\$0.00
Erika Panayi	3153	CENCA		Speech Services	10/5/23	0.50	1	110	\$110.00		\$0.00
Erika Panayi	3153	CENCA		Speech Services	10/19/23	0.50	1	110	\$110.00		\$0.00
Erika Panayi	3153	CENCA		Speech Services	10/26/23	0.50	1	110	\$110.00		\$0.00
Evette Rios	3153	CENCA		Speech Services	10/3/23	0.50	1	110	\$110.00		\$0.00
Evette Rios	3153	CENCA		Speech Services	10/5/23	0.50	1	110	\$110.00		\$0.00
Evette Rios	3153	CENCA		Speech Services	10/12/23	0.50	1	110	\$110.00		\$0.00
Evette Rios	3153	CENCA		Speech Services	10/10/23	0.50	1	110	\$110.00		\$0.00
Evette Rios	3153	CENCA		Speech Services	10/17/23	0.50	1	110	\$110.00		\$0.00
Evette Rios	3153	CENCA		Speech Services	10/19/23	0.50	1	110	\$110.00		\$0.00
Evette Rios	3153	CENCA		Speech Services	10/2/23	1.00	1	110	\$110.00		\$0.00
Evette Rios	3153	CENCA		Speech Services	10/9/23	1.00	1	110	\$110.00		\$0.00
Evette Rios	3153	CENCA		Speech Services	10/16/23	1.00	1	110	\$110.00		\$0.00
Evette Rios	3153	CENCA		Speech Services	10/17/23	0.50	1	110	\$110.00		\$0.00
Evette Rios	3153	CENCA		Speech Services	10/20/23	0.50	1	110	\$110.00		\$0.00

Reentry form submitted by Cassandra Hall
 Reentry form submitted by Cassandra Hall
 Reentry form submitted by Cassandra Hall
 Reentry form submitted by Cassandra Hall
 Reentry form submitted by Cassandra Hall
 Reentry form submitted by Cassandra Hall
 Reentry form submitted by Cassandra Hall

Evette Rios	3153	CENCA	Speech Services	10/2/23	0.50	1	110	\$110.00		\$0.00
Evette Rios	3153	CENCA	Speech Services	10/4/23	0.50	1	110	\$110.00		\$0.00
Evette Rios	3153	CENCA	Speech Services	10/9/23	0.50	1	110	\$110.00		\$0.00
Evette Rios	3153	CENCA	Speech Services	10/11/23	0.50	1	110	\$110.00		\$0.00
Evette Rios	3153	CENCA	Speech Services	10/16/23	0.50	1	110	\$110.00		\$0.00
Evette Rios	3153	CENCA	Speech Services	10/18/23	0.50	1	110	\$110.00		\$0.00
Evette Rios	3153	CENCA	Speech Services	10/23/23	0.50	1	110	\$110.00		\$0.00
Evette Rios	3153	CENCA	Speech Services	10/25/23	0.50	1	110	\$110.00		\$0.00
Evette Rios	3153	CENCA	Speech Services	10/27/23	0.50	1	110	\$110.00		\$0.00
Jennifer Han-Rivas	3153	CENCA	Speech Assessment	10/6/23	10.50	10.5	110	\$1,155.00		\$0.00
Jennifer Han-Rivas	3153	CENCA	Speech Assessment	10/27/23	10.50	10.5	110	\$1,155.00		\$0.00
Jennifer Han-Rivas	3153	CENCA	Speech Assessment	10/31/23	10.50	10.5	110	\$1,155.00		\$0.00
Jennifer Han Rivas	3153	CENCA	Speech Services	10/13/23	0.50	1	110	\$110.00		\$0.00
Jennifer Han Rivas	3153	CENCA	Speech Services	10/5/23	0.50	0.5	110	\$55.00		\$0.00
Jennifer Han Rivas	3153	CENCA	Speech Services	10/19/23	0.50	1	110	\$110.00		\$0.00
Jennifer Han Rivas	3153	CENCA	Speech Services	10/26/23	0.50	0.5	110	\$55.00		\$0.00
Jessica Marinelli	3153	CENCA	IEP Meeting	10/3/23	1.00	1	100	\$100.00		\$0.00
Jessica Marinelli	3153	CENCA	IEP Meeting	10/5/23	1.00	1	100	\$100.00		\$0.00
Kacy McCalla	3153	CENCA	Ed Psych Assessment	10/16/23	n/a	n/a	n/a	\$1,950.00	17.70	\$11.59
Kacy McCalla	3153	CENCA	Ed Psych Assessment	10/30/23	n/a	n/a	n/a	\$1,950.00	70.00	\$45.85
Kacy McCalla	3153	CENCA	IEP Meeting	10/30/23	1.00	1	100	\$100.00		\$0.00
Kasey Galk	3153	CENCA	APE Services	10/6/23	0.50	1	110	\$110.00		\$0.00
Kasey Galk	3153	CENCA	APE Services	10/6/23	0.50	1	110	\$110.00		\$0.00
Kasey Galk	3153	CENCA	APE Services	10/13/23	0.50	1	110	\$110.00		\$0.00
Kasey Galk	3153	CENCA	APE Services	10/20/23	0.50	1	110	\$110.00		\$0.00
Kasey Galk	3153	CENCA	APE Services	10/27/23	0.50	1	110	\$110.00		\$0.00
Kasey Galk	3153	CENCA	IEP Meeting	10/5/23	1.00	1	100	\$100.00		\$0.00
Katherine McMahon	3153	CENCA	Nursing Assessment Flat	10/3/23	n/a	n/a	n/a	\$500.00		\$0.00
Katherine McMahon	3153	CENCA	Nurse Assessments-Travel/Mileage	10/3/23	0.50	0.5	110	\$55.00	14.40	\$9.43
Katherine McMahon	3153	CENCA	Nursing Assessment Flat	10/3/23	n/a	n/a	n/a	\$500.00		\$0.00
Katherine McMahon	3153	CENCA	Nurse Assessments-Travel/Mileage	10/3/23	0.50	0.5	110	\$55.00	14.40	\$9.43
Katherine McMahon	3153	CENCA	Nursing Assessment Flat	10/7/23	n/a	n/a	n/a	\$500.00		\$0.00
Katherine McMahon	3153	CENCA	Nurse Assessments-Travel/Mileage	10/7/23	5.00	5	110	\$550.00	336.00	\$220.08
Katherine McMahon	3153	CENCA	Nursing Assessment Flat	10/8/23	n/a	n/a	n/a	\$500.00		\$0.00
Katherine McMahon	3153	CENCA	Nurse Assessments-Travel/Mileage	10/8/23	2.00	2	110	\$220.00	100.20	\$65.63
Katherine McMahon	3153	CENCA	Nursing Assessment Flat	10/14/23	n/a	n/a	n/a	\$500.00		\$0.00
Katherine McMahon	3153	CENCA	Nurse Assessments-Travel/Mileage	10/14/23	2.00	2	110	\$220.00	102.20	\$66.94
Katherine McMahon	3153	CENCA	Nursing Assessment Flat	10/17/23	n/a	n/a	n/a	\$500.00		\$0.00
Katherine McMahon	3153	CENCA	Nurse Assessments-Travel/Mileage	10/17/23	3.50	3.5	110	\$385.00	181.00	\$118.56
Katherine McMahon	3153	CENCA	Nursing Assessment Flat	10/18/23	n/a	n/a	n/a	\$500.00		\$0.00
Katherine McMahon	3153	CENCA	Nurse Assessments-Travel/Mileage	10/18/23	1.00	1	110	\$110.00	34.20	\$22.40
Katherine McMahon	3153	CENCA	Nursing Assessment Flat	10/18/23	n/a	n/a	n/a	\$500.00		\$0.00
Katherine McMahon	3153	CENCA	Nurse Assessments-Travel/Mileage	10/18/23	1.00	1	110	\$110.00	44.80	\$29.34
Katherine McMahon	3153	CENCA	Nursing Assessment Flat	10/21/23	n/a	n/a	n/a	\$500.00		\$0.00
Katherine McMahon	3153	CENCA	Nurse Assessments-Travel/Mileage	10/21/23	2.00	2	110	\$220.00	103.00	\$67.47
Kelly Dunn	3153	CENCA	IEP Meeting	10/11/23	1.00	1	100	\$100.00		\$0.00
Laura Wiese	3153	CENCA	OT Services	10/12/23	0.50	1	110	\$110.00		\$0.00
Laura Wiese	3153	CENCA	OT Services	10/5/23	0.50	0.5	110	\$55.00		\$0.00
Laura Wiese	3153	CENCA	OT Services	10/3/23	0.50	1	110	\$110.00		\$0.00
Laura Wiese	3153	CENCA	OT Services	10/10/23	0.50	1	110	\$110.00		\$0.00
Laura Wiese	3153	CENCA	OT Services	10/11/23	0.50	1	110	\$110.00		\$0.00
Lauren Linhoff	3153	CENCA	APE Assessment	10/24/23	10.50	10.5	110	\$1,155.00		\$0.00
Lauren Linhoff	3153	CENCA	IEP Meeting	10/31/23	1.00	1	100	\$100.00		\$0.00
Lynn Defino	3153	CENCA	IEP Meeting	10/3/23	1.00	1	100	\$100.00		\$0.00
Melissa Yepaz	3153	CENCA	OT Services	10/20/23	0.50	1	110	\$110.00		\$0.00
Melissa Yepaz	3153	CENCA	OT Services	10/27/23	0.50	1	110	\$110.00		\$0.00
Mercedes Allin	3153	CENCA	Speech Services	10/2/23	0.50	1	110	\$110.00		\$0.00
Mercedes Allin	3153	CENCA	Speech Services	10/9/23	0.50	1	110	\$110.00		\$0.00
Mercedes Allin	3153	CENCA	Speech Services	10/16/23	0.50	1	110	\$110.00		\$0.00
Mercedes Allin	3153	CENCA	Speech Services	10/23/23	0.50	1	110	\$110.00		\$0.00
Mercedes Allin	3153	CENCA	Speech Services	10/30/23	0.50	1	110	\$110.00		\$0.00
Mia Frimtzis	3153	CENCA	510	10/4/23	0.50	1	100	\$100.00		\$0.00
Mia Frimtzis	3153	CENCA	510	10/11/23	0.50	1	100	\$100.00		\$0.00
Mia Frimtzis	3153	CENCA	510	10/18/23	0.50	1	100	\$100.00		\$0.00
Mia Frimtzis	3153	CENCA	510	10/25/23	0.50	1	100	\$100.00		\$0.00
Mia Frimtzis	3153	CENCA	510	10/5/23	0.50	1	100	\$100.00		\$0.00
Mia Frimtzis	3153	CENCA	510	10/12/23	0.50	1	100	\$100.00		\$0.00
Mia Frimtzis	3153	CENCA	510	10/19/23	0.50	1	100	\$100.00		\$0.00
Mia Frimtzis	3153	CENCA	510	10/26/23	0.50	1	100	\$100.00		\$0.00
Mia Frimtzis	3153	CENCA	IEP Meeting	10/11/23	1.00	1	100	\$100.00		\$0.00
Michael Saunders	3153	CENCA	APE Services	10/4/23	0.50	1	110	\$110.00		\$0.00
Michael Saunders	3153	CENCA	APE Services	10/11/23	0.50	1	110	\$110.00		\$0.00
Michael Saunders	3153	CENCA	APE Services	10/18/23	0.50	1	110	\$110.00		\$0.00
Monique Nguyen	3153	CENCA	OT Assessment	10/17/23	10.50	10.5	110	\$1,155.00		\$0.00
Patricia Slaback	3153	CENCA	OI Services	10/26/23	0.50	1	110	\$110.00		\$0.00
Patricia Slaback	3153	CENCA	OI Services	10/26/23	0.50	1	110	\$110.00		\$0.00
Patricia Slaback	3153	CENCA	OI Services	10/30/23	0.25	1	110	\$110.00		\$0.00
Penny Lopez	3153	CENCA	Speech Services	9/27/23	0.50	1	110	\$110.00		\$0.00
Penny Lopez	3153	CENCA	Speech Services	10/4/23	0.50	1	110	\$110.00		\$0.00
Penny Lopez	3153	CENCA	Speech Services	10/11/23	0.50	1	110	\$110.00		\$0.00
Penny Lopez	3153	CENCA	Speech Services	10/18/23	0.50	1	110	\$110.00		\$0.00
Penny Lopez	3153	CENCA	Speech Services	10/25/23	0.50	1	110	\$110.00		\$0.00
Penny Lopez	3153	CENCA	Speech Services	9/13/23	0.50	1	110	\$110.00		\$0.00
Penny Lopez	3153	CENCA	Speech Services	9/20/23	0.50	1	110	\$110.00		\$0.00
Penny Lopez	3153	CENCA	Speech Services	9/13/23	0.50	1	110	\$110.00		\$0.00
Penny Lopez	3153	CENCA	Speech Services	9/20/23	0.50	1	110	\$110.00		\$0.00

Reentry form submitted

Penny Lopez	3153	CENCA	Speech Services	2/27/23	0.50	1	110	\$110.00		\$0.00
Penny Lopez	3153	CENCA	Speech Services	10/4/23	0.50	1	110	\$110.00		\$0.00
Penny Lopez	3153	CENCA	Speech Services	10/11/23	0.50	1	110	\$110.00		\$0.00
Penny Lopez	3153	CENCA	Speech Services	10/18/23	0.50	1	110	\$110.00		\$0.00
Penny Lopez	3153	CENCA	Speech Services	10/25/23	0.50	1	110	\$110.00		\$0.00
Penny Lopez	3153	CENCA	Speech Services	10/4/23	0.50	1	110	\$110.00		\$0.00
Penny Lopez	3153	CENCA	Speech Services	10/11/23	0.50	1	110	\$110.00		\$0.00
Penny Lopez	3153	CENCA	Speech Services	10/18/23	0.50	1	110	\$110.00		\$0.00
Penny Lopez	3153	CENCA	Speech Services	10/25/23	0.50	1	110	\$110.00		\$0.00
Penny Lopez	3153	CENCA	Speech Services	10/4/23	0.50	1	110	\$110.00		\$0.00
Penny Lopez	3153	CENCA	Speech Services	10/11/23	0.50	1	110	\$110.00		\$0.00
Penny Lopez	3153	CENCA	Speech Services	10/18/23	0.50	1	110	\$110.00		\$0.00
Penny Lopez	3153	CENCA	Speech Services	10/25/23	0.50	1	110	\$110.00		\$0.00
Penny Lopez	3153	CENCA	Speech Services	10/4/23	0.50	0.5	110	\$55.00		\$0.00
Penny Lopez	3153	CENCA	Speech Services	10/11/23	0.50	1	110	\$110.00		\$0.00
Sarah Sabaghzadch	3153	CENCA	510	10/5/23	0.50	1	100	\$100.00		\$0.00
Sarah Sabaghzadch	3153	CENCA	510	10/5/23	0.50	0.5	100	\$50.00		\$0.00
Sarah Sabaghzadch	3153	CENCA	510	10/18/23	0.50	0.5	100	\$50.00		\$0.00
Shanna Hottinger	3153	CENCA	CCP	10/17/23	1.50	1.5	110	\$165.00		\$0.00
Shanna Hottinger	3153	CENCA	CCP	10/17/23	1.50	1.5	110	\$165.00		\$0.00
Shelbi Casadca	3153	CENCA	Speech Services	10/11/23	0.75	1	110	\$110.00		\$0.00
Tom Schoch	3153	CENCA	IEP Meeting	10/4/23	1.00	1	100	\$100.00		\$0.00
Tom Schoch	3153	CENCA	510	10/25/23	0.50	0.5	100	\$50.00		\$0.00
Tom Schoch	3153	CENCA	IEP Meeting	10/17/23	1.50	1.5	100	\$150.00		\$0.00
Tom Schoch	3153	CENCA	IEP Meeting	10/18/23	1.00	1	100	\$100.00		\$0.00
Yaho Amirian	3153	CENCA	Ed Psych Assessment	10/7/23	n/a	n/a	n/a	\$1,250.00	186.00	\$1,128.83
Yaho Amirian	3153	CENCA	Ed Psych Assessment	10/14/23	n/a	n/a	n/a	\$1,550.00	98.00	\$64.13
Vanessa Abrahami	3153	CENCA	IEP Meeting	10/3/23	1.25	1.25	100	\$125.00		\$0.00
Yvonne Duarte	3153	CENCA	535 Behavior Student	10/2/23	0.50	1	110	\$110.00		\$0.00
Yvonne Duarte	3153	CENCA	535 Behavior Student	10/16/23	0.50	1	110	\$110.00		\$0.00
Yvonne Duarte	3153	CENCA	535 Behavior Student	10/23/23	0.50	1	110	\$110.00		\$0.00
Yvonne Duarte	3153	CENCA	535 Behavior Student	10/30/23	0.50	1	110	\$110.00		\$0.00
Total for Service:				Total for Mileage:		Total Due:		\$44,556.50	1301.90	\$1,128.63
Total:				\$44,556.50	\$1,128.63	\$45,725.13				

CAPO Monterey

BILLING INVOICE

Invoice #	3156	Bill To: California Online Public School Attn: La Chelle Carter lcarter@calca.connectionsacademy.org SPED-Finance@californiaops.org abatin@calca.connectionsacademy.org
Invoice Date:	10/31/23	
Name:	El Paseo Children's Center Inc	
Mailing Address	74075 El Paseo Drive, Suite A2B Palm Desert, CA 92260	
Telephone	760-342-4900	

Provider	Invoice #	Region	Student	Service Type	Service Date	Actual Service Time	Billable Service in hours	Hourly Fee	Amount Due for Service	Miles Traveled	Miles Traveled x .655
Abigail Smalligan	3156	CAPOMONT		Speech Services	10/25/23	0.50	1	110	\$110.00		\$0.00
Abigail Smalligan	3156	CAPOMONT		Speech Services	10/26/23	0.50	1	110	\$110.00		\$0.00
Abigail Smalligan	3156	CAPOMONT		Speech Services	10/30/23	0.50	0.5	110	\$55.00		\$0.00
Adriana Covarrubias	3156	CAPOMONT		OT Services	10/5/23	0.75	1	110	\$110.00		\$0.00
Adriana Covarrubias	3156	CAPOMONT		OT Services	10/12/23	0.75	1	110	\$110.00		\$0.00
Adriana Covarrubias	3156	CAPOMONT		OT Services	10/19/23	0.75	1	110	\$110.00		\$0.00
Adriana Covarrubias	3156	CAPOMONT		OT Services	10/26/23	0.75	1	110	\$110.00		\$0.00
Adriana Covarrubias	3156	CAPOMONT		OT Services	10/4/23	0.50	1	110	\$110.00		\$0.00
Adriana Covarrubias	3156	CAPOMONT		OT Services	10/11/23	0.50	1	110	\$110.00		\$0.00
Adriana Covarrubias	3156	CAPOMONT		OT Services	10/18/23	0.50	1	110	\$110.00		\$0.00
Adriana Covarrubias	3156	CAPOMONT		OT Services	10/25/23	0.50	1	110	\$110.00		\$0.00
Adriana Covarrubias	3156	CAPOMONT		OT Services Parent	10/18/23	0.25	1	110	\$110.00		\$0.00
Alien Nguyenly	3156	CAPOMONT		OT Services	10/27/23	0.25	1	110	\$110.00		\$0.00
Albert Litvin	3156	CAPOMONT		Speech Assessment	10/17/23	10.50	10.5	110	\$1,155.00		\$0.00
Alyssa Guerrero	3156	CAPOMONT		OT Assessment	10/13/23	10.5	10.5	110	\$1,155.00		\$0.00
Alyssa Guerrero	3156	CAPOMONT		IEP Meeting	10/23/23	1	1	100	\$100.00		\$0.00
Elizabeth Lee	3156	CAPOMONT		Ed Assessment	10/14/23	n/a	n/a	n/a	\$1,950.00	8.20	\$5.37
Elizabeth Lee	3156	CAPOMONT		Ed Assessment	10/15/23	n/a	n/a	n/a	\$1,950.00	157.40	\$103.10
Elizabeth Lee	3156	CAPOMONT		IEP Meeting	10/27/23	0.5	0.5	100	\$50.00		\$0.00
Ericka Panayi	3156	CAPOMONT		Speech Services	10/2/23	0.50	1	110	\$110.00		\$0.00
Ericka Panayi	3156	CAPOMONT		Speech Services	10/4/23	0.50	1	110	\$110.00		\$0.00
Ericka Panayi	3156	CAPOMONT		Speech Services	10/9/23	0.50	1	110	\$110.00		\$0.00
Ericka Panayi	3156	CAPOMONT		Speech Services	10/11/23	0.50	1	110	\$110.00		\$0.00
Ericka Panayi	3156	CAPOMONT		Speech Services	10/16/23	0.50	1	110	\$110.00		\$0.00
Ericka Panayi	3156	CAPOMONT		Speech Services	10/18/23	0.50	1	110	\$110.00		\$0.00
Ericka Panayi	3156	CAPOMONT		Speech Services	10/23/23	0.50	1	110	\$110.00		\$0.00
Ericka Panayi	3156	CAPOMONT		Speech Services	10/25/23	0.50	1	110	\$110.00		\$0.00
Ericka Panayi	3156	CAPOMONT		Speech Services	10/30/23	0.50	1	110	\$110.00		\$0.00
Ericka Panayi	3156	CAPOMONT		Speech Services	10/3/23	1.00	1	110	\$110.00		\$0.00
Ericka Panayi	3156	CAPOMONT		Speech Services	10/10/23	1.00	1	110	\$110.00		\$0.00
Ericka Panayi	3156	CAPOMONT		Speech Services	10/17/23	1.00	1	110	\$110.00		\$0.00
Ericka Panayi	3156	CAPOMONT		Speech Services	10/24/23	1.00	1	110	\$110.00		\$0.00
Ericka Panayi	3156	CAPOMONT		Speech Services	10/31/23	1.00	1	110	\$110.00		\$0.00
Ericka Panayi	3156	CAPOMONT		Speech Services	10/5/23	0.50	1	110	\$110.00		\$0.00
Ericka Panayi	3156	CAPOMONT		Speech Services	10/19/23	0.50	1	110	\$110.00		\$0.00
Ericka Panayi	3156	CAPOMONT		Speech Services	10/26/23	0.50	1	110	\$110.00		\$0.00
Evette Rios	3156	CAPOMONT		Speech Services	10/2/23	0.50	0.5	110	\$55.00		\$0.00
Evette Rios	3156	CAPOMONT		Speech Services	10/9/23	0.50	0.5	110	\$55.00		\$0.00
Evette Rios	3156	CAPOMONT		Speech Services	10/16/23	0.50	0.5	110	\$55.00		\$0.00
Evette Rios	3156	CAPOMONT		Speech Services	10/23/23	0.50	0.5	110	\$55.00		\$0.00
Evette Rios	3156	CAPOMONT		Speech Services	10/3/23	0.50	1	110	\$110.00		\$0.00
Evette Rios	3156	CAPOMONT		Speech Services	10/10/23	0.50	1	110	\$110.00		\$0.00

Evette Rios	3156	CAPOMONT	Speech Services	10/16/23	0.50	1	110	\$110.00		\$0.00
Evette Rios	3156	CAPOMONT	Speech Services	10/5/23	0.50	1	110	\$110.00		\$0.00
Evette Rios	3156	CAPOMONT	Speech Services	10/12/23	0.50	1	110	\$110.00		\$0.00
Evette Rios	3156	CAPOMONT	Speech Services	10/19/23	0.50	1	110	\$110.00		\$0.00
Evette Rios	3156	CAPOMONT	Speech Services	10/26/23	0.50	1	110	\$110.00		\$0.00
Evette Rios	3156	CAPOMONT	Speech Services	10/4/23	0.50	1	110	\$110.00		\$0.00
Evette Rios	3156	CAPOMONT	Speech Services	10/5/23	0.50	1	110	\$110.00		\$0.00
Evette Rios	3156	CAPOMONT	Speech Services	10/11/23	0.50	1	110	\$110.00		\$0.00
Evette Rios	3156	CAPOMONT	Speech Services	10/18/23	0.50	1	110	\$110.00		\$0.00
Evette Rios	3156	CAPOMONT	Speech Services	10/19/23	0.50	1	110	\$110.00		\$0.00
Evette Rios	3156	CAPOMONT	Speech Services	10/25/23	0.50	0.5	110	\$55.00		\$0.00
Evette Rios	3156	CAPOMONT	Speech Services	10/26/23	0.50	0.5	110	\$55.00		\$0.00
Evette Rios	3156	CAPOMONT	Speech Services	10/12/23	0.50	0.5	110	\$55.00		\$0.00
Heidi Newton	3156	CAPOMONT	Nursing Assessment Flat	10/1/23	n/a	n/a	n/a	\$500.00		\$0.00
Heidi Newton	3156	CAPOMONT	Nurse Assessments-Travel/Mileage	10/1/23	0.27	0.27	110	\$29.70	4.80	\$3.14
Heidi Newton	3156	CAPOMONT	Nursing Assessment Flat	10/3/23	n/a	n/a	n/a	\$500.00		\$0.00
Heidi Newton	3156	CAPOMONT	Nurse Assessments-Travel/Mileage	10/3/23	0.65	0.65	110	\$71.50	12.30	\$8.06
Heidi Newton	3156	CAPOMONT	Nursing Assessment Flat	10/19/23	n/a	n/a	n/a	\$500.00		\$0.00
Heidi Newton	3156	CAPOMONT	Nurse Assessments-Travel/Mileage	10/19/23	3.57	3.57	110	\$392.70	169.10	\$110.76
Heidi Newton	3156	CAPOMONT	Nursing Assessment Flat	10/20/23	n/a	n/a	n/a	\$500.00		\$0.00
Heidi Newton	3156	CAPOMONT	Nurse Assessments-Travel/Mileage	10/20/23	0.90	0.9	110	\$99.00	19.00	\$12.45
Heidi Newton	3156	CAPOMONT	Nursing Assessment Flat	10/22/23	n/a	n/a	n/a	\$500.00		\$0.00
Heidi Newton	3156	CAPOMONT	Nurse Assessments-Travel/Mileage	10/22/23	0.60	0.6	110	\$66.00	16.20	\$10.61
Heidi Newton	3156	CAPOMONT	Nursing Assessment Flat	10/22/23	n/a	n/a	n/a	\$500.00		\$0.00
Heidi Newton	3156	CAPOMONT	Nurse Assessments-Travel/Mileage	10/22/23	4.26	4.26	110	\$468.60	206.70	\$135.39
Heidi Newton	3156	CAPOMONT	Nursing Assessment Flat	10/25/23	n/a	n/a	n/a	\$500.00		\$0.00
Heidi Newton	3156	CAPOMONT	Nurse Assessments-Travel/Mileage	10/25/23	0.60	0.6	110	\$66.00	12.80	\$8.38
Heidi Newton	3156	CAPOMONT	Nursing Assessment Flat	10/26/23	n/a	n/a	n/a	\$500.00		\$0.00
Jennifer Han-Rivas	3156	CAPOMONT	Speech Services	10/4/23	0.50	1	110	\$110.00		\$0.00
Jennifer Han-Rivas	3156	CAPOMONT	Speech Services	10/5/23	0.50	1	110	\$110.00		\$0.00
Jennifer Han-Rivas	3156	CAPOMONT	Speech Services	10/11/23	0.50	1	110	\$110.00		\$0.00
Jennifer Han-Rivas	3156	CAPOMONT	Speech Services	10/13/23	0.50	1	110	\$110.00		\$0.00
Jennifer Han-Rivas	3156	CAPOMONT	Speech Services	10/18/23	0.50	1	110	\$110.00		\$0.00
Jennifer Han-Rivas	3156	CAPOMONT	Speech Services	10/19/23	0.50	1	110	\$110.00		\$0.00
Jennifer Han-Rivas	3156	CAPOMONT	Speech Services	10/25/23	0.50	1	110	\$110.00		\$0.00
Jennifer Han-Rivas	3156	CAPOMONT	Speech Services	10/26/23	0.50	1	110	\$110.00		\$0.00
Kelly Dunn	3156	CAPOMONT	AT Services	10/11/23	0.33	1	120	\$120.00		\$0.00
Melanie Segrave	3156	CAPOMONT	515 Group Counseling	10/6/23	1.00	1	95	\$95.00		\$0.00
Melanie Segrave	3156	CAPOMONT	515 Group Counseling	10/12/23	1.00	1	95	\$95.00		\$0.00
Melanie Segrave	3156	CAPOMONT	515 Group Counseling	10/19/23	1.00	1	95	\$95.00		\$0.00
Melanie Segrave	3156	CAPOMONT	510	10/18/23	0.75	1	100	\$100.00		\$0.00
Melanie Segrave	3156	CAPOMONT	510	10/25/23	0.75	1	100	\$100.00		\$0.00
Melanie Segrave	3156	CAPOMONT	IEP Meeting	10/12/23	1.00	1	100	\$100.00		\$0.00
Mercedes Allin	3156	CAPOMONT	Speech Services	10/3/23	0.50	0.5	110	\$55.00		\$0.00
Mercedes Allin	3156	CAPOMONT	Speech Services	10/10/23	0.50	1	110	\$110.00		\$0.00
Mercedes Allin	3156	CAPOMONT	Speech Services	10/13/23	0.50	0.5	110	\$55.00		\$0.00
Mercedes Allin	3156	CAPOMONT	Speech Services	10/11/23	0.50	1	110	\$110.00		\$0.00
Mercedes Allin	3156	CAPOMONT	Speech Services	10/26/23	0.50	0.5	110	\$55.00		\$0.00
Mercedes Allin	3156	CAPOMONT	Speech Services	10/17/23	0.50	1	110	\$110.00		\$0.00

Mercedes Allin	3156	CAPOMONT	Speech Services	10/27/23	0.50	1	110	\$110.00		\$0.00
Mercedes Allin	3156	CAPOMONT	Speech Services	10/31/23	0.50	1	110	\$110.00		\$0.00
Mercedes Allin	3156	CAPOMONT	Speech Services	10/2/23	0.50	1	110	\$110.00		\$0.00
Mercedes Allin	3156	CAPOMONT	Speech Services	10/9/23	0.50	1	110	\$110.00		\$0.00
Mercedes Allin	3156	CAPOMONT	Speech Services	10/11/23	0.50	1	110	\$110.00		\$0.00
Mercedes Allin	3156	CAPOMONT	Speech Services	10/16/23	0.50	1	110	\$110.00		\$0.00
Mercedes Allin	3156	CAPOMONT	Speech Services	10/18/23	0.50	1	110	\$110.00		\$0.00
Mercedes Allin	3156	CAPOMONT	Speech Services	10/23/23	0.50	1	110	\$110.00		\$0.00
Mercedes Allin	3156	CAPOMONT	Speech Services	10/30/23	0.50	1	110	\$110.00		\$0.00
Mia Frimtzis	3156	CAPOMONT	IEP Meeting	10/23/23	1.00	1	100	\$100.00		\$0.00
Michael Saunders	3156	CAPOMONT	APE Service	10/4/23	0.50	1	110	\$110.00		\$0.00
Michael Saunders	3156	CAPOMONT	APE Service	10/11/23	0.50	1	110	\$110.00		\$0.00
Michael Saunders	3156	CAPOMONT	APE Service	10/18/23	0.50	1	110	\$110.00		\$0.00
Michael Saunders	3156	CAPOMONT	APE Service	10/24/23	0.50	1	110	\$110.00		\$0.00
Michael Saunders	3156	CAPOMONT	IEP Meeting	10/23/23	1.00	1	100	\$100.00		\$0.00
Sarah Sabaghzadeh	3156	CAPOMONT	510	10/2/23	0.50	1	100	\$100.00		\$0.00
Sarah Sabaghzadeh	3156	CAPOMONT	510	10/9/23	0.50	1	100	\$100.00		\$0.00
Sarah Sabaghzadeh	3156	CAPOMONT	510	10/16/23	0.50	1	100	\$100.00		\$0.00
Sarah Sabaghzadeh	3156	CAPOMONT	510	10/23/23	0.50	1	100	\$100.00		\$0.00
Sarah Sabaghzadeh	3156	CAPOMONT	510	10/30/23	0.50	1	100	\$100.00		\$0.00
Shanna Hottinger	3156	CAPOMONT	ECP	10/17/23	1.50	1.5	110	\$165.00		\$0.00
Shanna Hottinger	3156	CAPOMONT	ECP	10/20/23	1.50	1.5	110	\$165.00		\$0.00
Syndi Shefer	3156	CAPOMONT	Speech Services	10/26/23	0.50	1	110	\$110.00		\$0.00
Syndi Shefer	3156	CAPOMONT	Speech Services	10/27/23	0.50	1	110	\$110.00		\$0.00
Syndi Shefer	3156	CAPOMONT	IEP Meeting	10/23/23	1.00	1	100	\$100.00		\$0.00
Teri Schoch	3156	CAPOMONT	510	10/16/23	0.50	1	100	\$100.00		\$0.00
Teri Schoch	3156	CAPOMONT	510	10/20/23	0.50	1	100	\$100.00		\$0.00
Teri Schoch	3156	CAPOMONT	510	10/23/23	0.50	0.5	100	\$50.00		\$0.00
Teri Schoch	3156	CAPOMONT	510	10/27/23	0.50	0.5	100	\$50.00		\$0.00
Teri Schoch	3156	CAPOMONT	510	10/30/23	0.50	0.5	100	\$50.00		\$0.00
Terie Schoch	3156	CAPOMONT	510	10/2/23	1.00	0.5	100	\$50.00		\$0.00
Terie Schoch	3156	CAPOMONT	510	10/4/23	1.00	0.5	100	\$50.00		\$0.00
Terie Schoch	3156	CAPOMONT	510	10/11/23	1.00	1	100	\$100.00		\$0.00
Terie Schoch	3156	CAPOMONT	510	10/18/23	1.00	1	100	\$100.00		\$0.00
Terie Schoch	3156	CAPOMONT	510	10/25/23	1.00	1	100	\$100.00		\$0.00
Terie Schoch	3156	CAPOMONT	510	10/23/23	1.00	0.5	100	\$50.00		\$0.00
Terie Schoch	3156	CAPOMONT	510	10/30/23	1.00	0.5	100	\$50.00		\$0.00
Terie Schoch	3156	CAPOMONT	510	10/16/23	1.00	0.5	100	\$50.00		\$0.00
Terie Schoch	3156	CAPOMONT	510	10/31/23	1.00	0.5	100	\$50.00		\$0.00
Terie Schoch	3156	CAPOMONT	IEP Meeting	10/3/23	1.00	1	100	\$100.00		\$0.00
Vanessa Abraham	3156	CAPOMONT	IEP Meeting	10/27/23	1.00	1	100	\$100.00		\$0.00
				Total for Service:	Total for Mileage:	TOTAL DUE		\$22,513.50	606.50	\$397.26
Total				\$22,513.50	\$397.26	\$22,910.76				



INVOICE

Speech-Language Pathology Services - September 2023

Milestones Therapy Group, A Prof. SLP Corporation
 1968 S. Coast Hwy., Suite 370
 Laguna Beach, California 92651
 United States

949-229-2021
www.milestonestherapygroup.com

BILL TO
California Online Public Schools,
Connections Academy
 33272 Valle Road
 San Juan Capistrano, California 92675
 United States

Invoice Number: 1083
Invoice Date: November 22, 2023
Payment Due: January 6, 2024

Amount Due (USD): \$40,753.28

[Pay Securely Online](#)

Services	Amount
Speech-language pathology services SoCal (09/05/2023-09/30/2023)	\$26,858.14
Speech-language pathology services NorCal (09/05/2023-09/30/2023)	\$5,643.71
Speech-language pathology services Central Valley (09/05/2023-09/30/2023)	\$4,441.01
Speech-language pathology services Central Coast (09/05/2023-09/30/2023)	\$842.94
Speech-language pathology services Monterey Bay (09/05/2023-09/30/2023)	\$2,605.34
Speech-language pathology services North Bay (09/05/2023-09/30/2023)	\$362.14



INVOICE

Speech-Language Pathology Services - September 2023

Milestones Therapy Group, A Prof. SLP Corporation
1968 S. Coast Hwy., Suite 370
Laguna Beach, California 92651
United States

949-229-2021
www.milestonetherapygroup.com

Subtotal: \$40,753.28

Total: \$40,753.28

Amount Due (USD): \$40,753.28

Pay Securely Online



link.waveapps.com/a99c5g-yt7rs9

Notes / Terms

For details of the services listed on this summary invoice, please:
Refer to the email attachment sent to sped-finance@californiaops.org

Thank you for your business!

Page 2 of 2 for Invoice #1083



INVOICE

Speech-Language Pathology Services - October 2023

Milestones Therapy Group, A Prof. SLP Corporation
 1968 S. Coast Hwy., Suite 370
 Laguna Beach, California 92651
 United States

949-229-2021
www.milestonestherapygroup.com

BILL TO
California Online Public Schools,
Connections Academy
 33272 Valle Road
 San Juan Capistrano, California 92675
 United States

Invoice Number: 1084

Invoice Date: December 2, 2023

Payment Due: January 16, 2024

Amount Due (USD): \$58,390.64

[Pay Securely Online](#)

Services	Amount
Speech-language pathology services SoCal (10/01/2023-10/31/2023)	\$36,249.10
Speech-language pathology services NorCal (10/01/2023-10/31/2023)	\$10,629.00
Speech-language pathology services Central Valley (10/01/2023-10/31/2023)	\$6,946.87
Speech-language pathology services Central Coast (10/01/2023-10/31/2023)	\$921.51
Speech-language pathology services Monterey Bay (10/01/2023-10/31/2023)	\$3,293.96
Speech-language pathology services North Bay (10/01/2023-10/31/2023)	\$350.20



INVOICE

Speech-Language Pathology Services - October 2023

Milestones Therapy Group, A Prof. SLP Corporation
1968 S. Coast Hwy., Suite 370
Laguna Beach, California 92651
United States


949-229-2021
www.milestonetherapygroup.com

Subtotal: \$58,390.64

Total: \$58,390.64

Amount Due (USD): \$58,390.64

Pay Securely Online



link.waveapps.com/fruh6a-jvmysp

Notes / Terms

For details of the services listed on this summary invoice, please:
Refer to the email attachment sent to sped-finance@californiaops.org

Thank you for your business!

Page 2 of 2 for Invoice #1084

CAPCO

BILLING INVOICE

Invoice #	3151	Bill To:	California Online Public School
Invoice Date:	10/31/2023		Attn: La Chelle Carter
Name:	El Paseo Children's Center Inc		
Mailing Address	74075 El Paseo Drive, Suite A2B		lacarter@calca.connectionsacademy.org
	Palm Desert, CA 92260		SPED-Finance@californiaops.org
Telephone	760-342-4900		abatin@calca.connectionsacademy.org

Provider	Invoice #	Region	Student	Service Type	Service	Actual	Billable Service	Hourly Fee	Amount Due	Miles	Miles
Aaliyah Olvera	3151	CapCo		535	10/31/2023	0.83	1	110	\$110.00		\$0.00
Abigail Smalligan	3151	CapCo		Speech Assessment	10/24/2023	10.50	10.5	110	\$1,155.00		\$0.00
Abigail Smalligan	3151	CapCo		AAC Assessment	10/31/2023	n/a	n/a	n/a	\$1,783.00		\$0.00
Adriana Covarrubias	3151	CapCo		OT Services	10/3/2023	0.50	1	110	\$110.00		\$0.00
Adriana Covarrubias	3151	CapCo		OT Services	10/10/2023	0.50	1	110	\$110.00		\$0.00
Adriana Covarrubias	3151	CapCo		OT Services	10/17/2023	0.50	1	110	\$110.00		\$0.00
Adriana Covarrubias	3151	CapCo		OT Services	10/24/2023	0.50	1	110	\$110.00		\$0.00
Adriana Covarrubias	3151	CapCo		OT Services	10/31/2023	0.50	1	110	\$110.00		\$0.00
Adriana Covarrubias	3151	CapCo		OT Services	10/4/2023	0.50	1	110	\$110.00		\$0.00
Adriana Covarrubias	3151	CapCo		OT Services	10/11/2023	0.50	1	110	\$110.00		\$0.00
Adriana Covarrubias	3151	CapCo		OT Services	10/25/2023	0.50	1	110	\$110.00		\$0.00
Adriana Covarrubias	3151	CapCo		OT Services	10/18/2023	0.50	0.5	110	\$55.00		\$0.00
Adriana Covarrubias	3151	CapCo		OT Services	10/12/2023	1.00	1	110	\$110.00		\$0.00
Adriana Covarrubias	3151	CapCo		OT Services	10/10/2023	1.00	1	110	\$110.00		\$0.00
Adriana Covarrubias	3151	CapCo		OT Services	10/27/2023	1.00	1	110	\$110.00		\$0.00
Adriana Covarrubias	3151	CapCo		OT Services	10/30/2023	1.00	1	110	\$110.00		\$0.00
Adriana Covarrubias	3151	CapCo		OT Services	10/24/2023	1.00	1	110	\$110.00		\$0.00
Adriana Covarrubias	3151	CapCo		OT Services	10/12/2023	0.50	1	110	\$110.00		\$0.00
Adriana Covarrubias	3151	CapCo		OT Services	10/13/2023	0.50	1	110	\$110.00		\$0.00
Adriana Covarrubias	3151	CapCo		OT Services	10/20/2023	0.50	1	110	\$110.00		\$0.00
Adriana Covarrubias	3151	CapCo		OT Services	10/6/2023	0.50	1	110	\$110.00		\$0.00
Adriana Covarrubias	3151	CapCo		OT Services	10/13/2023	0.50	1	110	\$110.00		\$0.00
Adriana Covarrubias	3151	CapCo		OT Services	10/20/2023	0.50	1	110	\$110.00		\$0.00
Adriana Covarrubias	3151	CapCo		OT Services	10/27/2023	0.50	1	110	\$110.00		\$0.00
Adriana Covarrubias	3151	CapCo		OT Services	10/10/2023	0.50	1	110	\$110.00		\$0.00
Adriana Covarrubias	3151	CapCo		OT Services	10/24/2023	0.50	1	110	\$110.00		\$0.00
Adriana Covarrubias	3151	CapCo		IEP Meeting	10/24/2023	1.00	1	100	\$100.00		\$0.00
Adriana Covarrubias	3151	CapCo		IEP Meeting	10/20/2023	1.00	1	100	\$100.00		\$0.00
Adriana Covarrubias	3151	CapCo		IEP Meeting	10/23/2023	1.00	1	100	\$100.00		\$0.00
Adriana Covarrubias	3151	CapCo		IEP Meeting	10/25/2023	1.00	1	100	\$100.00		\$0.00
Adriana Covarrubias	3151	CapCo		IEP Meeting	10/19/2023	1.00	1	100	\$100.00		\$0.00
Adriana Covarrubias	3151	CapCo		IEP Meeting	10/2/2023	1.00	1	100	\$100.00		\$0.00
Adriana Covarrubias	3151	CapCo		IEP Meeting	10/3/2023	1.00	1	100	\$100.00		\$0.00
Adriana Covarrubias	3151	CapCo		IEP Meeting	10/10/2023	1.00	1	100	\$100.00		\$0.00
Ahmire McKoy	3151	CapCo		Ed Psych Assessment	10/14/2023	n/a	n/a	n/a	\$1,950.00	210.00	\$137.55
Ahmire McKoy	3151	CapCo		Ed Psych Assessment	10/5/2023	n/a	n/a	n/a	\$1,950.00	38.00	\$24.89
Ahmire McKoy	3151	CapCo		Ed Psych Assessment	10/11/2023	n/a	n/a	n/a	\$1,950.00	182.00	\$119.21
Ahmire McKoy	3151	CapCo		Ed Psych Assessment	10/24/2023	n/a	n/a	n/a	\$1,950.00	34.00	\$22.27
Ahmire McKoy	3151	CapCo		Ed Psych Assessment	10/23/2023	n/a	n/a	n/a	\$1,950.00	176.00	\$115.28
Ahmire McKoy	3151	CapCo		Ed Psych Assessment	10/22/2023	n/a	n/a	n/a	\$1,950.00	258.00	\$168.99

CAPCO

BILLING INVOICE

Invoice #	3151	Bill To:	California Online Public School
Invoice Date:	10/31/2023		Attn: La Chelle Carter
Name:	El Paseo Children's Center Inc		
Mailing Address	74075 El Paseo Drive, Suite A2B		lacarter@calca.connectionsacademy.org
	Palm Desert, CA 92260		SPED-Finance@californiaops.org
Telephone	760-342-4900		abatin@calca.connectionsacademy.org

Provider	Invoice #	Region	Student	Service Type	Service	Actual	Billable Service	Hourly Fee	Amount Due	Miles	Miles
Ahmire McKoy	3151	CapCo		Ed Psych Assessment	10/21/2023	n/a	n/a	n/a	\$1,950.00	79.00	\$51.75
Ahmire McKoy	3151	CapCo		Ed Psych Assessment	10/29/2023	n/a	n/a	n/a	\$1,950.00	189.00	\$123.80
Ahmire McKoy	3151	CapCo		IEP Meeting	10/9/2023	1.50	1.5	100	\$150.00		\$0.00
Ahmire McKoy	3151	CapCo		IEP Meeting	10/30/2023	1.50	1.5	100	\$150.00		\$0.00
Ahmire McKoy	3151	CapCo		IEP Meeting	10/27/2023	1.50	1.5	100	\$150.00		\$0.00
Ahmire McKoy	3151	CapCo		IEP Meeting	10/18/2023	1.50	1.5	100	\$150.00		\$0.00
Ahmire McKoy	3151	CapCo		IEP Meeting	10/25/2023	1.50	1.5	100	\$150.00		\$0.00
Ailien Nguyenly	3151	CapCo		OT Services	10/27/2023	0.50	1	110	\$110.00		\$0.00
Ailien Nguyenly	3151	CapCo		OT Services	10/27/2023	0.50	1	110	\$110.00		\$0.00
Ailien Nguyenly	3151	CapCo		OT Services	10/27/2023	0.50	0.5	110	\$55.00		\$0.00
Ailien Nguyenly	3151	CapCo		OT Services	10/27/2023	0.50	1	110	\$110.00		\$0.00
Alejandra Anonical	3151	CapCo		IEP Meeting	10/9/2023	1.00	1	100	\$100.00		\$0.00
Alejandra Anonical	3151	CapCo		IEP Meeting	10/11/2023	1.00	1	100	\$100.00		\$0.00
Alicia Paoletta	3151	CapCo		IEP Meeting	10/6/2023	1.00	1	100	\$100.00		\$0.00
Alicia Paoletta	3151	CapCo		Ed Psych Assessment	9/16/2023	n/a	n/a	n/a	\$1,950.00	6.00	\$3.93
Alicia Paoletta	3151	CapCo		IEP Meeting	10/16/2023	1.00	1	100	\$100.00		\$0.00
Alyce Rouse	3151	CapCo		Speech Assessment	10/19/2023	10.50	10.5	110	\$1,155.00		\$0.00
Alyssa Guerrero	3151	CapCo		OT Assessment	10/31/2023	10.50	10.5	110	\$1,155.00		\$0.00
Alyssa Guerrero	3151	CapCo		OT Services	10/31/2023	0.50	1.5	110	\$165.00	5.20	\$3.41
Alyssa Guerrero	3151	CapCo		IEP Meeting	10/2/2023	1.00	1	100	\$100.00		\$0.00
Alyssa Guerrero	3151	CapCo		IEP Meeting	10/2/2023	1.00	1	100	\$100.00		\$0.00
Alyssa Guerrero	3151	CapCo		IEP Meeting	10/6/2023	1.00	1	100	\$100.00		\$0.00
Alyssa Guerrero	3151	CapCo		IEP Meeting	10/12/2023	1.00	1	100	\$100.00		\$0.00
Alyssa Guerrero	3151	CapCo		IEP Meeting	10/18/2023	1.00	1	100	\$100.00		\$0.00
Alyssa Guerrero	3151	CapCo		IEP Meeting	10/24/2023	1.00	1	100	\$100.00		\$0.00
Alyssa Guerrero	3151	CapCo		IEP Meeting	10/25/2023	1.00	1	100	\$100.00		\$0.00
Alyssa Guerrero	3151	CapCo		IEP Meeting	10/25/2023	1.00	1	100	\$100.00		\$0.00
Alyssa Guerrero	3151	CapCo		IEP Meeting	10/30/2023	1.00	1	100	\$100.00		\$0.00
Amanda Olley	3151	CapCo		510	10/3/2023	0.50	1	100	\$100.00		\$0.00
Amanda Olley	3151	CapCo		510	10/10/2023	0.50	1	100	\$100.00		\$0.00
Amanda Olley	3151	CapCo		510	10/17/2023	0.50	1	100	\$100.00		\$0.00
Amanda Olley	3151	CapCo		510	10/24/2023	0.50	1	100	\$100.00		\$0.00
Amanda Olley	3151	CapCo		510	10/31/2023	0.50	1	100	\$100.00		\$0.00
Amanda Olley	3151	CapCo		520	10/30/2023	0.50	1	120	\$120.00		\$0.00
Amanda Olley	3151	CapCo		510	10/2/2023	0.50	1	100	\$100.00		\$0.00
Amanda Olley	3151	CapCo		510	10/9/2023	0.50	1	100	\$100.00		\$0.00
Amanda Olley	3151	CapCo		510	10/16/2023	0.50	1	100	\$100.00		\$0.00
Amanda Olley	3151	CapCo		510	10/23/2023	0.50	1	100	\$100.00		\$0.00
Amanda Olley	3151	CapCo		510	10/30/2023	0.50	1	100	\$100.00		\$0.00
Amanda Olley	3151	CapCo		515	10/4/2023	0.50	1	95	\$95.00		\$0.00

CAPCO

BILLING INVOICE

Invoice #	3151	Bill To:	California Online Public School
Invoice Date:	10/31/2023		Attn: La Chelle Carter
Name:	El Paseo Children's Center Inc		
Mailing Address	74075 El Paseo Drive, Suite A2B		lacarter@calca.connectionsacademy.org
	Palm Desert, CA 92260		SPED-Finance@californiaops.org
Telephone	760-342-4900		abatin@calca.connectionsacademy.org

Provider	Invoice #	Region	Student	Service Type	Service	Actual	Billable Service	Hourly Fee	Amount Due	Miles	Miles
Amanda Olley	3151	CapCo		515	10/11/2023	0.50	1	95	\$95.00		\$0.00
Amanda Olley	3151	CapCo		515	10/18/2023	0.50	1	95	\$95.00		\$0.00
Amanda Olley	3151	CapCo		515	10/25/2023	0.50	1	95	\$95.00		\$0.00
Amanda Olley	3151	CapCo		515	10/5/2023	0.50	1	95	\$95.00		\$0.00
Amanda Olley	3151	CapCo		515	10/19/2023	0.50	1	95	\$95.00		\$0.00
Amanda Olley	3151	CapCo		510	10/31/2023	0.50	1	100	\$100.00		\$0.00
Amanda Olley	3151	CapCo		510	10/4/2023	0.50	1	100	\$100.00		\$0.00
Amanda Olley	3151	CapCo		510	10/11/2023	0.50	1	100	\$100.00		\$0.00
Amanda Olley	3151	CapCo		530	10/2/2023	0.50	1	110	\$110.00		\$0.00
Amanda Olley	3151	CapCo		515	10/12/2023	0.50	1	95	\$95.00		\$0.00
Amanda Olley	3151	CapCo		515	10/26/2023	0.50	1	95	\$95.00		\$0.00
Angelica Diaz	3151	CapCo		DHH Assessment	9/24/2023	10.50	10.5	110	\$1,155.00		\$0.00
Angelica Diaz	3151	CapCo		DHH Services	10/12/2023	0.25	1	110	\$110.00		\$0.00
Angelica Diaz	3151	CapCo		DHH Services	10/30/2023	0.33	0.5	110	\$55.00		\$0.00
Angelica Diaz	3151	CapCo		DHH Services	10/30/2023	0.50	1	110	\$110.00		\$0.00
Angelica Diaz	3151	CapCo		IEP Meeting	10/19/2023	1.50	1.5	100	\$150.00		\$0.00
Ariana Vista	3151	CapCo		OT Services	10/10/2023	0.66	1	110	\$110.00		\$0.00
Arlene Mar	3151	CapCo		Ed Assessment	9/24/2023	n/a	n/a	n/a	\$1,950.00	25.00	\$16.38
Arlene Mar	3151	CapCo		Ed Assessment	10/23/2023	n/a	n/a	n/a	\$1,950.00	46.00	\$30.13
Arlene Mar	3151	CapCo		Ed Assessment	10/27/2023	n/a	n/a	n/a	\$1,950.00	25.00	\$16.38
Arlene Mar	3151	CapCo		Ed Assessment	10/31/2023	n/a	n/a	n/a	\$1,950.00	26.40	\$17.29
Arlene Mar	3151	CapCo		Review of Records	10/20/2023	n/a	n/a	n/a	\$750.00		\$0.00
Arlene Mar	3151	CapCo		Pre IEP Meeting	10/30/2023	0.25	0.25	100	\$25.00		\$0.00
Armando Alvarez	3151	CapCo		IEP Meeting	10/13/2023	1.00	1	100	\$100.00		\$0.00
Armando Alvarez	3151	CapCo		IEP Meeting	10/19/2023	1.25	1.25	100	\$125.00		\$0.00
Armando Alvarez	3151	CapCo		IEP Meeting	10/1/2023	1.00	1	100	\$100.00		\$0.00
Armando Alvarez	3151	CapCo		Speech Assessment	10/2/2023	10.50	10.5	110	\$1,155.00		\$0.00
Candice Gayle	3151	CapCo		PT Services	10/10/2023	0.50	1	110	\$110.00		\$0.00
Candice Gayle	3151	CapCo		PT Services	10/16/2023	0.50	0.5	110	\$55.00		\$0.00
Candice Gayle	3151	CapCo		PT Services	10/25/2023	0.50	1	110	\$110.00		\$0.00
Candice Gayle	3151	CapCo		PT Services	10/31/2023	0.50	1	110	\$110.00		\$0.00
Candice Gayle	3151	CapCo		IEP Meeting	10/13/2023	1.00	1	100	\$100.00		\$0.00
Candice Gayle	3151	CapCo		IEP Meeting	10/16/2023	1.00	1	100	\$100.00		\$0.00
Cari Geiss	3151	CapCo		ED Assessment	9/17/2023	n/a	n/a	n/a	\$1,950.00	74.00	\$48.47
Cari Geiss	3151	CapCo		ED Assessment	10/16/2023	n/a	n/a	n/a	\$1,950.00	138.00	\$90.39
Cari Geiss	3151	CapCo		ED Assessment	10/7/2023	n/a	n/a	n/a	\$1,950.00	104.00	\$68.12
Cari Geiss	3151	CapCo		IEP Meeting	10/12/2023	1.50	1.5	100	\$150.00		\$0.00
Cari Geiss	3151	CapCo		IEP Meeting	10/30/2023	1.50	1.5	100	\$150.00		\$0.00
Carissa Nation	3151	CapCo		Speech Services	10/5/2023	0.50	1	110	\$110.00		\$0.00
Carissa Nation	3151	CapCo		Speech Services	10/9/2023	0.50	1	110	\$110.00		\$0.00

CAPCO

BILLING INVOICE

Invoice #	3151	Bill To:	California Online Public School
Invoice Date:	10/31/2023		Attn: La Chelle Carter
Name:	El Paseo Children's Center Inc		
Mailing Address	74075 El Paseo Drive, Suite A2B		lacarter@calca.connectionsacademy.org
	Palm Desert, CA 92260		SPED-Finance@californiaops.org
Telephone	760-342-4900		abatin@calca.connectionsacademy.org

Provider	Invoice #	Region	Student	Service Type	Service	Actual	Billable Service	Hourly Fee	Amount Due	Miles	Miles
Carissa Nation	3151	CapCo		Speech Services	10/12/2023	0.50	1	110	\$110.00		\$0.00
Carissa Nation	3151	CapCo		Speech Services	10/19/2023	0.50	1	110	\$110.00		\$0.00
Carissa Nation	3151	CapCo		Speech Services	10/26/2023	0.50	1	110	\$110.00		\$0.00
Carissa Nation	3151	CapCo		Speech Services	10/6/2023	0.83	3.75	110	\$412.50	75.00	\$49.13
Carissa Nation	3151	CapCo		Speech Services	10/13/2023	0.83	3.75	110	\$412.50	75.00	\$49.13
Carissa Nation	3151	CapCo		Speech Services	10/20/2023	0.83	3.8	110	\$418.00	80.00	\$52.40
Carissa Nation	3151	CapCo		Speech Services	10/27/2023	0.83	3.7	110	\$407.00	80.00	\$52.40
Carissa Nation	3151	CapCo		Speech Services	10/3/2023	0.50	1	110	\$110.00		\$0.00
Carissa Nation	3151	CapCo		Speech Services	10/4/2023	0.50	1	110	\$110.00		\$0.00
Carissa Nation	3151	CapCo		Speech Services	10/5/2023	0.50	1	110	\$110.00		\$0.00
Carissa Nation	3151	CapCo		Speech Services	10/9/2023	0.50	1	110	\$110.00		\$0.00
Carissa Nation	3151	CapCo		Speech Services	10/10/2023	0.50	1	110	\$110.00		\$0.00
Carissa Nation	3151	CapCo		Speech Services	10/12/2023	0.50	1	110	\$110.00		\$0.00
Carissa Nation	3151	CapCo		Speech Services	10/13/2023	0.50	1	110	\$110.00		\$0.00
Carissa Nation	3151	CapCo		Speech Services	10/17/2023	0.50	1	110	\$110.00		\$0.00
Carissa Nation	3151	CapCo		Speech Services	10/19/2023	0.50	1	110	\$110.00		\$0.00
Carissa Nation	3151	CapCo		Speech Services	10/24/2023	0.50	1	110	\$110.00		\$0.00
Carissa Nation	3151	CapCo		Speech Services	10/31/2023	0.50	1	110	\$110.00		\$0.00
Carissa Nation	3151	CapCo		Speech Services	10/18/2023	0.50	1	110	\$110.00		\$0.00
Carissa Nation	3151	CapCo		Speech Services	10/25/2023	0.50	1	110	\$110.00		\$0.00
Carissa Nation	3151	CapCo		Speech Services	10/20/2023	1.00	1	110	\$110.00		\$0.00
Carissa Nation	3151	CapCo		Speech Services	10/26/2023	1.00	1	110	\$110.00		\$0.00
Chelsey Lane	3151	CapCo		IEP Meeting	10/30/2023	1.00	1	100	\$100.00		\$0.00
Chelsey Lane	3151	CapCo		IEP Meeting	10/13/2023	1.00	1	100	\$100.00		\$0.00
Chelsey Lane	3151	CapCo		IEP Meeting	10/2/2023	1.00	1	100	\$100.00		\$0.00
Corinna Faanunu	3151	CapCo		Ed Assessment	10/27/2023	n/a	n/a	n/a	\$1,950.00	32.00	\$20.96
Dana Cary	3151	CapCo		IEP Meeting	10/3/2023	1.00	1	100	\$100.00		\$0.00
Dana Cary	3151	CapCo		IEP Meeting	10/16/2023	1.00	1	100	\$100.00		\$0.00
Destiny Coria	3151	CapCo		IEP Meeting	10/3/2023	0.50	0.5	100	\$50.00		\$0.00
Destiny Coria	3151	CapCo		IEP Meeting	10/23/2023	1.25	1.25	100	\$125.00		\$0.00
Destiny Coria	3151	CapCo		IEP Meeting	10/23/2023	1.50	1.5	100	\$150.00		\$0.00
Diana Cadigan	3151	CapCo		IEP Meeting	10/2/2023	1.50	1.5	100	\$150.00		\$0.00
Eleonora Magri	3151	CapCo		535 Student	10/2/2023	1.00	1	110	\$110.00		\$0.00
Eleonora Magri	3151	CapCo		535 Student	10/3/2023	1.00	1	110	\$110.00		\$0.00
Eleonora Magri	3151	CapCo		535 Student	10/4/2023	1.00	1	110	\$110.00		\$0.00
Eleonora Magri	3151	CapCo		535 Student	10/6/2023	1.00	1	110	\$110.00		\$0.00
Eleonora Magri	3151	CapCo		535 Student	10/10/2023	1.00	1	110	\$110.00		\$0.00
Eleonora Magri	3151	CapCo		535 Student	10/12/2023	1.00	1	110	\$110.00		\$0.00
Eleonora Magri	3151	CapCo		535 Student	10/16/2023	1.00	1	110	\$110.00		\$0.00
Eleonora Magri	3151	CapCo		535 Student	10/17/2023	1.00	1	110	\$110.00		\$0.00

CAPCO

BILLING INVOICE

Invoice #	3151	Bill To:	California Online Public School
Invoice Date:	10/31/2023		Attn: La Chelle Carter
Name:	El Paseo Children's Center Inc		
Mailing Address	74075 El Paseo Drive, Suite A2B		lacarter@calca.connectionsacademy.org
Telephone	760-342-4900		SPED-Finance@californiaops.org abatin@calca.connectionsacademy.org

Provider	Invoice #	Region	Student	Service Type	Service	Actual	Billable Service	Hourly Fee	Amount Due	Miles	Miles
Eleonora Magri	3151	CapCo		535 Student	10/18/2023	1.00	1	110	\$110.00		\$0.00
Eleonora Magri	3151	CapCo		535 Student	10/19/2023	1.00	1	110	\$110.00		\$0.00
Eleonora Magri	3151	CapCo		535 Student	10/23/2023	1.00	1	110	\$110.00		\$0.00
Eleonora Magri	3151	CapCo		535 Student	10/25/2023	1.00	1	110	\$110.00		\$0.00
Eleonora Magri	3151	CapCo		535 Student	10/30/2023	1.00	1	110	\$110.00		\$0.00
Eleonora Magri	3151	CapCo		535 Student	10/31/2023	1.00	1	110	\$110.00		\$0.00
Eleonora Magri	3151	CapCo		535 Student	10/5/2023	1.00	0.5	110	\$55.00		\$0.00
Eleonora Magri	3151	CapCo		535 Student	10/9/2023	1.00	0.5	110	\$55.00		\$0.00
Eleonora Magri	3151	CapCo		535 Student	10/11/2023	1.00	0.5	110	\$55.00		\$0.00
Eleonora Magri	3151	CapCo		535 Student	10/13/2023	1.00	0.5	110	\$55.00		\$0.00
Eleonora Magri	3151	CapCo		535 Student	10/20/2023	1.00	0.5	110	\$55.00		\$0.00
Eleonora Magri	3151	CapCo		535 Student	10/24/2023	1.00	0.5	110	\$55.00		\$0.00
Eleonora Magri	3151	CapCo		535 Student	10/26/2023	1.00	0.5	110	\$55.00		\$0.00
Eleonora Magri	3151	CapCo		535 Student	10/27/2023	1.00	0.5	110	\$55.00		\$0.00
Eleonora Magri	3151	CapCo		535 Student	10/13/2023	0.50	0.5	110	\$55.00		\$0.00
Eleonora Magri	3151	CapCo		535 Student	10/17/2023	0.50	0.5	110	\$55.00		\$0.00
Eleonora Magri	3151	CapCo		535 Parent	10/2/2023	0.25	1	110	\$110.00		\$0.00
Eleonora Magri	3151	CapCo		535 Parent	10/9/2023	0.25	1	110	\$110.00		\$0.00
Eleonora Magri	3151	CapCo		535 Parent	10/16/2023	0.25	1	110	\$110.00		\$0.00
Eleonora Magri	3151	CapCo		535 Parent	10/23/2023	0.25	1	110	\$110.00		\$0.00
Eleonora Magri	3151	CapCo		535 Parent	10/30/2023	0.25	1	110	\$110.00		\$0.00
Eleonora Magri	3151	CapCo		535 Student	10/10/2023	0.50	0.5	110	\$55.00		\$0.00
Eleonora Magri	3151	CapCo		535 Student	10/16/2023	0.50	1	110	\$110.00		\$0.00
Eleonora Magri	3151	CapCo		535 Student	10/20/2023	0.50	1	110	\$110.00		\$0.00
Eleonora Magri	3151	CapCo		535 Student	10/23/2023	0.50	1	110	\$110.00		\$0.00
Eleonora Magri	3151	CapCo		535 Student	10/27/2023	0.50	1	110	\$110.00		\$0.00
Eleonora Magri	3151	CapCo		535 Student	10/30/2023	0.50	1	110	\$110.00		\$0.00
Eleonora Magri	3151	CapCo		535 Parent	10/3/2023	0.50	1	110	\$110.00		\$0.00
Eleonora Magri	3151	CapCo		535 Parent	10/6/2023	0.50	1	110	\$110.00		\$0.00
Eleonora Magri	3151	CapCo		535 Parent	10/13/2023	0.50	0.5	110	\$55.00		\$0.00
Eleonora Magri	3151	CapCo		535 Student	10/3/2023	1.50	1.5	110	\$165.00		\$0.00
Eleonora Magri	3151	CapCo		535 Student	10/5/2023	2.00	2	110	\$220.00		\$0.00
Eleonora Magri	3151	CapCo		535 Student	10/6/2023	2.00	2	110	\$220.00		\$0.00
Eleonora Magri	3151	CapCo		535 Student	10/10/2023	1.50	1.5	110	\$165.00		\$0.00
Eleonora Magri	3151	CapCo		535 Student	10/16/2023	1.50	1.5	110	\$165.00		\$0.00
Eleonora Magri	3151	CapCo		535 Student	10/17/2023	1.50	1.5	110	\$165.00		\$0.00
Eleonora Magri	3151	CapCo		535 Student	10/19/2023	2.00	2	110	\$220.00		\$0.00
Eleonora Magri	3151	CapCo		535 Student	10/23/2023	1.50	1.5	110	\$165.00		\$0.00
Eleonora Magri	3151	CapCo		535 Student	10/24/2023	1.50	1.5	110	\$165.00		\$0.00
Eleonora Magri	3151	CapCo		535 Student	10/26/2023	2.00	2	110	\$220.00		\$0.00

CAPCO

BILLING INVOICE

Invoice #	3151	Bill To:	California Online Public School
Invoice Date:	10/31/2023		Attn: La Chelle Carter
Name:	El Paseo Children's Center Inc		
Mailing Address	74075 El Paseo Drive, Suite A2B		lacarter@calca.connectionsacademy.org
	Palm Desert, CA 92260		SPED-Finance@californiaops.org
Telephone	760-342-4900		abatin@calca.connectionsacademy.org

Provider	Invoice #	Region	Student	Service Type	Service	Actual	Billable Service	Hourly Fee	Amount Due	Miles	Miles
Eleonora Magri	3151	CapCo		535 Student	10/30/2023	2.00	2	110	\$220.00		\$0.00
Eleonora Magri	3151	CapCo		535 Parent	10/16/2023	0.50	1	110	\$110.00		\$0.00
Eleonora Magri	3151	CapCo		535 Parent	10/20/2023	0.50	1	110	\$110.00		\$0.00
Eleonora Magri	3151	CapCo		535 Parent	10/27/2023	0.50	0.5	110	\$55.00		\$0.00
Eleonora Magri	3151	CapCo		535 Student	10/9/2023	1.50	0.75	110	\$82.50		\$0.00
Eleonora Magri	3151	CapCo		535 Student	10/2/2023	1.50	0.75	110	\$82.50		\$0.00
Eleonora Magri	3151	CapCo		535 Student	10/12/2023	2.00	1	110	\$110.00		\$0.00
Eleonora Magri	3151	CapCo		535 Student	10/20/2023	1.50	0.75	110	\$82.50		\$0.00
Eleonora Magri	3151	CapCo		535 Student	10/27/2023	1.50	0.75	110	\$82.50		\$0.00
Eleonora Magri	3151	CapCo		535 Student	10/31/2023	2.00	1	110	\$110.00		\$0.00
Eleonora Magri	3151	CapCo		535 Student	10/13/2023	0.50	0.5	110	\$55.00		\$0.00
Eleonora Magri	3151	CapCo		535 Student	10/25/2023	0.50	0.5	110	\$55.00		\$0.00
Eleonora Magri	3151	CapCo		535 Student	10/3/2023	1.00	1	110	\$110.00		\$0.00
Eleonora Magri	3151	CapCo		535 Student	10/4/2023	1.00	1	110	\$110.00		\$0.00
Eleonora Magri	3151	CapCo		535 Student	10/9/2023	1.00	1	110	\$110.00		\$0.00
Eleonora Magri	3151	CapCo		535 Student	10/10/2023	1.00	1	110	\$110.00		\$0.00
Eleonora Magri	3151	CapCo		535 Student	10/11/2023	1.00	1	110	\$110.00		\$0.00
Eleonora Magri	3151	CapCo		535 Student	10/12/2023	1.00	1	110	\$110.00		\$0.00
Eleonora Magri	3151	CapCo		535 Student	10/18/2023	1.00	1	110	\$110.00		\$0.00
Eleonora Magri	3151	CapCo		535 Student	10/24/2023	1.00	1	110	\$110.00		\$0.00
Eleonora Magri	3151	CapCo		535 Student	10/25/2023	1.00	1	110	\$110.00		\$0.00
Eleonora Magri	3151	CapCo		535 Student	10/2/2023	1.00	0.5	110	\$55.00		\$0.00
Eleonora Magri	3151	CapCo		535 Student	10/5/2023	1.00	0.5	110	\$55.00		\$0.00
Eleonora Magri	3151	CapCo		535 Student	10/17/2023	1.00	0.5	110	\$55.00		\$0.00
Eleonora Magri	3151	CapCo		535 Student	10/31/2023	1.00	0.5	110	\$55.00		\$0.00
Eleonora Magri	3151	CapCo		535 Student	10/16/2023	1.00	0.5	110	\$55.00		\$0.00
Eleonora Magri	3151	CapCo		535 Student	10/19/2023	1.00	0.5	110	\$55.00		\$0.00
Eleonora Magri	3151	CapCo		535 Student	10/20/2023	1.00	0.5	110	\$55.00		\$0.00
Eleonora Magri	3151	CapCo		535 Student	10/23/2023	1.00	0.5	110	\$55.00		\$0.00
Eleonora Magri	3151	CapCo		535 Student	10/26/2023	1.00	0.5	110	\$55.00		\$0.00
Eleonora Magri	3151	CapCo		535 Student	10/30/2023	1.00	0.5	110	\$55.00		\$0.00
Eleonora Magri	3151	CapCo		535 Parent	10/6/2023	1.00	1	110	\$110.00		\$0.00
Eleonora Magri	3151	CapCo		535 Parent	10/12/2023	1.00	0.5	110	\$55.00		\$0.00
Eleonora Magri	3151	CapCo		535 Student	10/11/2023	2.00	2	110	\$220.00		\$0.00
Eleonora Magri	3151	CapCo		535 Student	10/20/2023	1.50	1	110	\$110.00		\$0.00
Eleonora Magri	3151	CapCo		535 Student	10/24/2023	1.50	1	110	\$110.00		\$0.00
Eleonora Magri	3151	CapCo		535 Parent	10/25/2023	1.00	1	110	\$110.00		\$0.00
Eleonora Magri	3151	CapCo		535 Student	10/26/2023	1.50	1	110	\$110.00		\$0.00
Eleonora Magri	3151	CapCo		535 Student	10/19/2023	1.50	0.75	110	\$82.50		\$0.00
Eleonora Magri	3151	CapCo		IEP Meeting	10/13/2023	1.5	1.5	100	\$150.00		\$0.00

CAPCO

BILLING INVOICE

Invoice #	3151	Bill To:	California Online Public School
Invoice Date:	10/31/2023		Attn: La Chelle Carter
Name:	El Paseo Children's Center Inc		
Mailing Address	74075 El Paseo Drive, Suite A2B		lacarter@calca.connectionsacademy.org
	Palm Desert, CA 92260		SPED-Finance@californiaops.org
Telephone	760-342-4900		abatin@calca.connectionsacademy.org

Provider	Invoice #	Region	Student	Service Type	Service	Actual	Billable Service	Hourly Fee	Amount Due	Miles	Miles
Eleonora Magri	3151	CapCo	[REDACTED]	IEP Meeting	10/24/2023	0.50	0.5	100	\$50.00		\$0.00
Erika Panayi	3151	CapCo	[REDACTED]	Speech Services	10/11/2023	0.50	1	110	\$110.00		\$0.00
Erika Panayi	3151	CapCo	[REDACTED]	Speech Services	10/4/2023	0.50	0.5	110	\$55.00		\$0.00
Erika Panayi	3151	CapCo	[REDACTED]	Speech Services	10/5/2023	0.50	0.5	110	\$55.00		\$0.00
Erika Panayi	3151	CapCo	[REDACTED]	Speech Services	10/11/2023	0.50	1	110	\$110.00		\$0.00
Erika Panayi	3151	CapCo	[REDACTED]	Speech Services	10/18/2023	0.50	1	110	\$110.00		\$0.00
Erika Panayi	3151	CapCo	[REDACTED]	Speech Services	10/25/2023	0.50	1	110	\$110.00		\$0.00
Erika Panayi	3151	CapCo	[REDACTED]	Speech Services	10/26/2023	0.50	1	110	\$110.00		\$0.00
Erika Panayi	3151	CapCo	[REDACTED]	Speech Services	10/18/2023	0.50	1	110	\$110.00		\$0.00
Erika Panayi	3151	CapCo	[REDACTED]	Speech Services	10/25/2023	0.50	1	110	\$110.00		\$0.00
Erika Panayi	3151	CapCo	[REDACTED]	Speech Services	10/6/2023	0.50	1	110	\$110.00		\$0.00
Erika Panayi	3151	CapCo	[REDACTED]	Speech Services	10/13/2023	0.50	1	110	\$110.00		\$0.00
Erika Panayi	3151	CapCo	[REDACTED]	Speech Services	10/20/2023	0.50	1	110	\$110.00		\$0.00
Erika Panayi	3151	CapCo	[REDACTED]	Speech Services	10/4/2023	0.50	1	110	\$110.00		\$0.00
Erika Panayi	3151	CapCo	[REDACTED]	Speech Services	10/11/2023	0.50	1	110	\$110.00		\$0.00
Erika Panayi	3151	CapCo	[REDACTED]	Speech Services	10/18/2023	0.50	1	110	\$110.00		\$0.00
Erika Panayi	3151	CapCo	[REDACTED]	Speech Services	10/6/2023	0.50	1	110	\$110.00		\$0.00
Erika Panayi	3151	CapCo	[REDACTED]	Speech Services	10/13/2023	0.50	1	110	\$110.00		\$0.00
Erika Panayi	3151	CapCo	[REDACTED]	Speech Services	10/25/2023	0.50	1	110	\$110.00		\$0.00
Erika Panayi	3151	CapCo	[REDACTED]	Speech Services	10/20/2023	0.50	1	110	\$110.00		\$0.00
Erika Panayi	3151	CapCo	[REDACTED]	Speech Services	10/27/2023	0.50	1	110	\$110.00		\$0.00
Erika Panayi	3151	CapCo	[REDACTED]	Speech Services	10/4/2023	0.50	1	110	\$110.00		\$0.00
Erika Panayi	3151	CapCo	[REDACTED]	Speech Services	10/11/2023	0.50	1	110	\$110.00		\$0.00
Erika Panayi	3151	CapCo	[REDACTED]	Speech Services	10/25/2023	0.50	1	110	\$110.00		\$0.00
Erika Panayi	3151	CapCo	[REDACTED]	Speech Services	10/18/2023	0.50	0.5	110	\$55.00		\$0.00
Erika Panayi	3151	CapCo	[REDACTED]	Speech Services	10/4/2023	0.50	1	110	\$110.00		\$0.00
Erika Panayi	3151	CapCo	[REDACTED]	Speech Services	10/20/2023	0.50	1	110	\$110.00		\$0.00
Erika Panayi	3151	CapCo	[REDACTED]	Speech Services	10/27/2023	0.50	1	110	\$110.00		\$0.00
Erika Panayi	3151	CapCo	[REDACTED]	Speech Services	10/13/2023	0.50	1	110	\$110.00		\$0.00
Erika Panayi	3151	CapCo	[REDACTED]	Speech Services	10/25/2023	0.50	1	110	\$110.00		\$0.00
Erika Panayi	3151	CapCo	[REDACTED]	Speech Services	10/18/2023	0.50	0.5	110	\$55.00		\$0.00
Erika Panayi	3151	CapCo	[REDACTED]	Speech Services	10/11/2023	0.50	0.5	110	\$55.00		\$0.00
Erika Panayi	3151	CapCo	[REDACTED]	Speech Services	10/6/2023	0.50	0.5	110	\$55.00		\$0.00
Erika Panayi	3151	CapCo	[REDACTED]	Speech Services	10/3/2023	0.50	1	110	\$110.00		\$0.00
Erika Panayi	3151	CapCo	[REDACTED]	Speech Services	10/10/2023	0.50	1	110	\$110.00		\$0.00
Erika Panayi	3151	CapCo	[REDACTED]	Speech Services	10/17/2023	0.50	1	110	\$110.00		\$0.00
Erika Panayi	3151	CapCo	[REDACTED]	Speech Services	10/24/2023	0.50	1	110	\$110.00		\$0.00
Erika Panayi	3151	CapCo	[REDACTED]	Speech Services	10/2/2023	0.50	1	110	\$110.00		\$0.00
Erika Panayi	3151	CapCo	[REDACTED]	Speech Services	10/13/2023	0.50	1	110	\$110.00		\$0.00
Erika Panayi	3151	CapCo	[REDACTED]	Speech Services	10/23/2023	0.50	1	110	\$110.00		\$0.00

CAPCO

BILLING INVOICE

Invoice #	3151	Bill To:	California Online Public School
Invoice Date:	10/31/2023		Attn: La Chelle Carter
Name:	El Paseo Children's Center Inc		
Mailing Address	74075 El Paseo Drive, Suite A2B		lacarter@calca.connectionsacademy.org
	Palm Desert, CA 92260		SPED-Finance@californiaops.org
Telephone	760-342-4900		abatin@calca.connectionsacademy.org

Provider	Invoice #	Region	Student	Service Type	Service	Actual	Billable Service	Hourly Fee	Amount Due	Miles	Miles
Erika Panayi	3151	CapCo		Speech Services	10/16/2023	0.50	0.5	110	\$55.00		\$0.00
Erika Panayi	3151	CapCo		Speech Services	10/20/2023	0.50	0.5	110	\$55.00		\$0.00
Erika Panayi	3151	CapCo		Speech Services	10/27/2023	0.50	0.5	110	\$55.00		\$0.00
Erika Panayi	3151	CapCo		Speech Services	10/30/2023	0.50	0.5	110	\$55.00		\$0.00
Erika Panayi	3151	CapCo		Speech Services	10/6/2023	0.50	0.5	110	\$55.00		\$0.00
Erika Panayi	3151	CapCo		Speech Services	10/9/2023	0.50	0.5	110	\$55.00		\$0.00
Erika Panayi	3151	CapCo		Speech Services	10/2/2023	0.50	1	110	\$110.00		\$0.00
Erika Panayi	3151	CapCo		Speech Services	10/9/2023	0.50	1	110	\$110.00		\$0.00
Erika Panayi	3151	CapCo		Speech Services	10/16/2023	0.50	1	110	\$110.00		\$0.00
Erika Panayi	3151	CapCo		Speech Services	10/2/2023	0.50	0.5	110	\$55.00		\$0.00
Erika Panayi	3151	CapCo		Speech Services	10/9/2023	0.50	0.5	110	\$55.00		\$0.00
Erika Panayi	3151	CapCo		Speech Services	10/16/2023	0.50	1	110	\$110.00		\$0.00
Erika Panayi	3151	CapCo		Speech Services	10/23/2023	0.50	1	110	\$110.00		\$0.00
Erika Panayi	3151	CapCo		Speech Services	10/30/2023	0.50	1	110	\$110.00		\$0.00
Erika Panayi	3151	CapCo		Speech Services	10/3/2023	0.50	1	110	\$110.00		\$0.00
Erika Panayi	3151	CapCo		Speech Services	10/5/2023	0.50	1	110	\$110.00		\$0.00
Erika Panayi	3151	CapCo		Speech Services	10/10/2023	0.50	1	110	\$110.00		\$0.00
Erika Panayi	3151	CapCo		Speech Services	10/12/2023	0.50	1	110	\$110.00		\$0.00
Erika Panayi	3151	CapCo		Speech Services	10/17/2023	0.50	1	110	\$110.00		\$0.00
Erika Panayi	3151	CapCo		Speech Services	10/19/2023	0.50	1	110	\$110.00		\$0.00
Erika Panayi	3151	CapCo		Speech Services	10/26/2023	0.50	1	110	\$110.00		\$0.00
Erika Panayi	3151	CapCo		Speech Services	10/5/2023	0.50	1	110	\$110.00		\$0.00
Erika Panayi	3151	CapCo		Speech Services	10/12/2023	0.50	1	110	\$110.00		\$0.00
Erika Panayi	3151	CapCo		Speech Services	10/19/2023	0.50	1	110	\$110.00		\$0.00
Erika Panayi	3151	CapCo		Speech Services	10/4/2023	0.50	1	110	\$110.00		\$0.00
Erika Panayi	3151	CapCo		Speech Services	10/11/2023	0.50	1	110	\$110.00		\$0.00
Erika Panayi	3151	CapCo		Speech Services	10/18/2023	0.50	1	110	\$110.00		\$0.00
Erika Panayi	3151	CapCo		Speech Services	10/25/2023	0.50	0.5	110	\$55.00		\$0.00
Erika Panayi	3151	CapCo		Speech Services	10/13/2023	0.50	1	110	\$110.00		\$0.00
Erika Panayi	3151	CapCo		Speech Services	10/26/2023	0.50	1	110	\$110.00		\$0.00
Erika Panayi	3151	CapCo		Speech Services	10/4/2023	0.50	0.5	110	\$55.00		\$0.00
Erika Panayi	3151	CapCo		Speech Services	10/6/2023	0.50	0.5	110	\$55.00		\$0.00
Erika Panayi	3151	CapCo		Speech Services	10/11/2023	0.50	0.5	110	\$55.00		\$0.00
Erika Panayi	3151	CapCo		Speech Services	10/19/2023	0.50	0.5	110	\$55.00		\$0.00
Erika Panayi	3151	CapCo		Speech Services	10/20/2023	0.50	0.5	110	\$55.00		\$0.00
Erika Panayi	3151	CapCo		Speech Services	10/27/2023	0.50	0.5	110	\$55.00		\$0.00
Erika Panayi	3151	CapCo		Speech Services	10/2/2023	0.50	1	110	\$110.00		\$0.00
Erika Panayi	3151	CapCo		Speech Services	10/6/2023	0.50	1	110	\$110.00		\$0.00
Erika Panayi	3151	CapCo		Speech Services	10/9/2023	0.50	1	110	\$110.00		\$0.00
Erika Panayi	3151	CapCo		Speech Services	10/13/2023	0.50	1	110	\$110.00		\$0.00

CAPCO

BILLING INVOICE

Invoice #	3151	Bill To:	California Online Public School
Invoice Date:	10/31/2023		Attn: La Chelle Carter
Name:	El Paseo Children's Center Inc		
Mailing Address	74075 El Paseo Drive, Suite A2B		lacarter@calca.connectionsacademy.org
	Palm Desert, CA 92260		SPED-Finance@californiaops.org
Telephone	760-342-4900		abatin@calca.connectionsacademy.org

Provider	Invoice #	Region	Student	Service Type	Service	Actual	Billable Service	Hourly Fee	Amount Due	Miles	Miles
Erika Panayi	3151	CapCo		Speech Services	10/20/2023	0.50	1	110	\$110.00		\$0.00
Erika Panayi	3151	CapCo		Speech Services	10/23/2023	0.50	1	110	\$110.00		\$0.00
Erika Panayi	3151	CapCo		Speech Services	10/27/2023	0.50	1	110	\$110.00		\$0.00
Erika Panayi	3151	CapCo		Speech Services	10/3/2023	0.50	1	110	\$110.00		\$0.00
Erika Panayi	3151	CapCo		Speech Services	10/10/2023	0.50	1	110	\$110.00		\$0.00
Erika Panayi	3151	CapCo		Speech Services	10/17/2023	0.50	1	110	\$110.00		\$0.00
Erika Panayi	3151	CapCo		Speech Services	10/24/2023	0.50	1	110	\$110.00		\$0.00
Erika Panayi	3151	CapCo		Speech Services	10/2/2023	0.50	1	110	\$110.00		\$0.00
Erika Panayi	3151	CapCo		Speech Services	10/4/2023	0.50	1	110	\$110.00		\$0.00
Erika Panayi	3151	CapCo		Speech Services	10/9/2023	0.50	1	110	\$110.00		\$0.00
Erika Panayi	3151	CapCo		Speech Services	10/11/2023	0.50	1	110	\$110.00		\$0.00
Erika Panayi	3151	CapCo		Speech Services	10/16/2023	0.50	1	110	\$110.00		\$0.00
Erika Panayi	3151	CapCo		Speech Services	10/23/2023	0.50	1	110	\$110.00		\$0.00
Erika Panayi	3151	CapCo		Speech Services	10/26/2023	0.50	1	110	\$110.00		\$0.00
Erika Panayi	3151	CapCo		Speech Services	10/30/2023	0.50	1	110	\$110.00		\$0.00
Erika Panayi	3151	CapCo		Speech Services	10/18/2023	0.50	0.5	110	\$55.00		\$0.00
Erika Panayi	3151	CapCo		Speech Services	10/5/2023	0.50	1	110	\$110.00		\$0.00
Erika Panayi	3151	CapCo		Speech Services	10/12/2023	0.50	1	110	\$110.00		\$0.00
Erika Panayi	3151	CapCo		Speech Services	10/19/2023	0.50	1	110	\$110.00		\$0.00
Erika Panayi	3151	CapCo		Speech Services	10/2/2023	0.50	1	110	\$110.00		\$0.00
Erika Panayi	3151	CapCo		Speech Services	10/10/2023	0.50	1	110	\$110.00		\$0.00
Erika Panayi	3151	CapCo		Speech Services	10/17/2023	0.50	1	110	\$110.00		\$0.00
Erika Panayi	3151	CapCo		Speech Services	10/24/2023	0.50	1	110	\$110.00		\$0.00
Erika Panayi	3151	CapCo		Speech Services	10/31/2023	0.50	1	110	\$110.00		\$0.00
Erika Panayi	3151	CapCo		Speech Services	10/3/2023	1.00	1	110	\$110.00		\$0.00
Erika Panayi	3151	CapCo		Speech Services	10/10/2023	1.00	1	110	\$110.00		\$0.00
Erika Panayi	3151	CapCo		Speech Services	10/17/2023	1.00	1	110	\$110.00		\$0.00
Erika Panayi	3151	CapCo		Speech Services	10/24/2023	1.00	1	110	\$110.00		\$0.00
Erika Panayi	3151	CapCo		Speech Services	10/4/2023	0.50	1	110	\$110.00		\$0.00
Erika Panayi	3151	CapCo		Speech Services	10/11/2023	0.50	1	110	\$110.00		\$0.00
Erika Panayi	3151	CapCo		Speech Services	10/3/2023	0.50	1	110	\$110.00		\$0.00
Erika Panayi	3151	CapCo		Speech Services	10/5/2023	0.50	1	110	\$110.00		\$0.00
Erika Panayi	3151	CapCo		Speech Services	10/10/2023	0.50	1	110	\$110.00		\$0.00
Erika Panayi	3151	CapCo		Speech Services	10/12/2023	0.50	1	110	\$110.00		\$0.00
Erika Panayi	3151	CapCo		Speech Services	10/17/2023	0.50	1	110	\$110.00		\$0.00
Erika Panayi	3151	CapCo		Speech Services	10/24/2023	0.50	1	110	\$110.00		\$0.00
Erika Panayi	3151	CapCo		Speech Services	10/26/2023	0.50	1	110	\$110.00		\$0.00
Erika Panayi	3151	CapCo		Speech Services	10/5/2023	0.50	1	110	\$110.00		\$0.00
Erika Panayi	3151	CapCo		Speech Services	10/9/2023	0.50	1	110	\$110.00		\$0.00
Erika Panayi	3151	CapCo		Speech Services	10/12/2023	0.50	1	110	\$110.00		\$0.00

CAPCO

BILLING INVOICE

Invoice #	3151	Bill To:	California Online Public School
Invoice Date:	10/31/2023		Attn: La Chelle Carter
Name:	El Paseo Children's Center Inc		
Mailing Address	74075 El Paseo Drive, Suite A2B		lacarter@calca.connectionsacademy.org
	Palm Desert, CA 92260		SPED-Finance@californiaops.org
Telephone	760-342-4900		abatin@calca.connectionsacademy.org

Provider	Invoice #	Region	Student	Service Type	Service	Actual	Billable Service	Hourly Fee	Amount Due	Miles	Miles
Erika Panayi	3151	CapCo		Speech Services	10/24/2023	0.50	1	110	\$110.00		\$0.00
Erika Panayi	3151	CapCo		Speech Services	10/19/2023	0.50	0.5	110	\$55.00		\$0.00
Erika Panayi	3151	CapCo		Speech Services	10/2/2023	0.50	1	110	\$110.00		\$0.00
Erika Panayi	3151	CapCo		Speech Services	10/11/2023	0.50	1	110	\$110.00		\$0.00
Erika Panayi	3151	CapCo		Speech Services	10/16/2023	0.50	1	110	\$110.00		\$0.00
Erika Panayi	3151	CapCo		Speech Services	10/18/2023	0.50	1	110	\$110.00		\$0.00
Erika Panayi	3151	CapCo		Speech Services	10/23/2023	0.50	1	110	\$110.00		\$0.00
Erika Panayi	3151	CapCo		Speech Services	10/25/2023	0.50	1	110	\$110.00		\$0.00
Erika Panayi	3151	CapCo		Speech Services	10/16/2023	0.50	1	110	\$110.00		\$0.00
Erika Panayi	3151	CapCo		Speech Services	10/4/2023	0.50	0.5	110	\$55.00		\$0.00
Erika Panayi	3151	CapCo		Speech Services	10/9/2023	0.50	0.5	110	\$55.00		\$0.00
Erika Panayi	3151	CapCo		Speech Services	10/9/2023	0.50	0.5	110	\$55.00		\$0.00
Erika Panayi	3151	CapCo		Speech Services	10/2/2023	0.50	1	110	\$110.00		\$0.00
Erika Panayi	3151	CapCo		Speech Services	10/6/2023	0.50	0.5	110	\$55.00		\$0.00
Erika Panayi	3151	CapCo		Speech Services	10/13/2023	0.50	0.5	110	\$55.00		\$0.00
Erika Panayi	3151	CapCo		Speech Services	10/20/2023	0.50	0.5	110	\$55.00		\$0.00
Erika Panayi	3151	CapCo		Speech Services	10/27/2023	0.50	0.5	110	\$55.00		\$0.00
Evelin Farias-Mirels	3151	CapCo		Ed Assessment	9/26/2023	n/a	n/a	n/a	\$1,950.00	124.00	\$81.22
Evelin Farias-Mirels	3151	CapCo		IEP Meeting	10/6/2023	0.50	0.5	100	\$50.00		\$0.00
Evelin Farias-Mirels	3151	CapCo		IEP Meeting	10/10/2023	1.50	1.5	100	\$150.00		\$0.00
Evette Rios	3151	CapCo		Speech Services	10/4/2023	0.50	1	110	\$110.00		\$0.00
Evette Rios	3151	CapCo		Speech Services	10/11/2023	0.50	1	110	\$110.00		\$0.00
Evette Rios	3151	CapCo		Speech Services	10/18/2023	0.50	1	110	\$110.00		\$0.00
Evette Rios	3151	CapCo		Speech Services	10/25/2023	0.50	1	110	\$110.00		\$0.00
Evette Rios	3151	CapCo		Speech Services	10/5/2023	0.50	1	110	\$110.00		\$0.00
Evette Rios	3151	CapCo		Speech Services	10/12/2023	0.50	1	110	\$110.00		\$0.00
Evette Rios	3151	CapCo		Speech Services	10/19/2023	0.50	1	110	\$110.00		\$0.00
Evette Rios	3151	CapCo		Speech Services	10/26/2023	0.50	1	110	\$110.00		\$0.00
Evette Rios	3151	CapCo		Speech Services	10/5/2023	0.50	1	110	\$110.00		\$0.00
Evette Rios	3151	CapCo		Speech Services	10/12/2023	0.50	1	110	\$110.00		\$0.00
Evette Rios	3151	CapCo		Speech Services	10/19/2023	0.50	1	110	\$110.00		\$0.00
Evette Rios	3151	CapCo		Speech Services	10/5/2023	0.50	1	110	\$110.00		\$0.00
Evette Rios	3151	CapCo		Speech Services	10/12/2023	0.50	0.5	110	\$55.00		\$0.00
Evette Rios	3151	CapCo		Speech Services	10/19/2023	0.50	0.5	110	\$55.00		\$0.00
Evette Rios	3151	CapCo		Speech Services	10/26/2023	0.50	0.5	110	\$55.00		\$0.00
Evette Rios	3151	CapCo		Speech Services	10/3/2023	0.50	1	110	\$110.00		\$0.00
Evette Rios	3151	CapCo		Speech Services	10/5/2023	0.50	1	110	\$110.00		\$0.00
Evette Rios	3151	CapCo		Speech Services	10/10/2023	0.50	0.5	110	\$55.00		\$0.00
Evette Rios	3151	CapCo		Speech Services	10/12/2023	0.50	0.5	110	\$55.00		\$0.00
Evette Rios	3151	CapCo		Speech Services	10/17/2023	0.50	1	110	\$110.00		\$0.00

CAPCO

BILLING INVOICE

Invoice #	3151	Bill To:	California Online Public School
Invoice Date:	10/31/2023		Attn: La Chelle Carter
Name:	El Paseo Children's Center Inc		
Mailing Address	74075 El Paseo Drive, Suite A2B		lacarter@calca.connectionsacademy.org
	Palm Desert, CA 92260		SPED-Finance@californiaops.org
Telephone	760-342-4900		abatin@calca.connectionsacademy.org

Provider	Invoice #	Region	Student	Service Type	Service	Actual	Billable Service	Hourly Fee	Amount Due	Miles	Miles
Evette Rios	3151	CapCo		Speech Services	10/26/2023	0.50	1	110	\$110.00		\$0.00
Evette Rios	3151	CapCo		Speech Services	10/19/2023	0.50	0.5	110	\$55.00		\$0.00
Evette Rios	3151	CapCo		Speech Services	10/24/2020	0.50	0.5	110	\$55.00		\$0.00
Evette Rios	3151	CapCo		Speech Services	10/4/2023	0.50	1	110	\$110.00		\$0.00
Evette Rios	3151	CapCo		Speech Services	10/5/2023	0.50	1	110	\$110.00		\$0.00
Evette Rios	3151	CapCo		Speech Services	10/11/2023	0.50	1	110	\$110.00		\$0.00
Evette Rios	3151	CapCo		Speech Services	10/12/2023	0.50	1	110	\$110.00		\$0.00
Evette Rios	3151	CapCo		Speech Services	10/18/2023	0.50	1	110	\$110.00		\$0.00
Evette Rios	3151	CapCo		Speech Services	10/19/2023	0.50	1	110	\$110.00		\$0.00
Evette Rios	3151	CapCo		Speech Services	10/4/2023	0.50	1	110	\$110.00		\$0.00
Evette Rios	3151	CapCo		Speech Services	10/11/2023	0.50	1	110	\$110.00		\$0.00
Evette Rios	3151	CapCo		Speech Services	10/18/2023	0.50	1	110	\$110.00		\$0.00
Evette Rios	3151	CapCo		Speech Services	10/25/2023	0.50	1	110	\$110.00		\$0.00
Evette Rios	3151	CapCo		Speech Services	10/4/2023	0.50	1	110	\$110.00		\$0.00
Evette Rios	3151	CapCo		Speech Services	10/11/2023	0.50	1	110	\$110.00		\$0.00
Evette Rios	3151	CapCo		Speech Services	10/18/2023	0.50	1	110	\$110.00		\$0.00
Evette Rios	3151	CapCo		Speech Services	10/25/2023	0.50	1	110	\$110.00		\$0.00
Evette Rios	3151	CapCo		Speech Services	10/4/2023	0.50	1	110	\$110.00		\$0.00
Evette Rios	3151	CapCo		Speech Services	10/11/2023	0.50	1	110	\$110.00		\$0.00
Evette Rios	3151	CapCo		Speech Services	10/18/2023	0.50	1	110	\$110.00		\$0.00
Evette Rios	3151	CapCo		Speech Services	10/25/2023	0.50	1	110	\$110.00		\$0.00
Evette Rios	3151	CapCo		Speech Services	10/4/2023	0.50	1	110	\$110.00		\$0.00
Evette Rios	3151	CapCo		Speech Services	10/11/2023	0.50	1	110	\$110.00		\$0.00
Evette Rios	3151	CapCo		Speech Services	10/18/2023	0.50	1	110	\$110.00		\$0.00
Evette Rios	3151	CapCo		Speech Services	10/25/2023	0.50	1	110	\$110.00		\$0.00
Evette Rios	3151	CapCo		Speech Services	10/17/2023	0.50	1	110	\$110.00		\$0.00
Evette Rios	3151	CapCo		Speech Services	10/20/2023	0.50	1	110	\$110.00		\$0.00
Evette Rios	3151	CapCo		Speech Services	10/2/2023	0.50	1	110	\$110.00		\$0.00
Evette Rios	3151	CapCo		Speech Services	10/9/2023	0.50	1	110	\$110.00		\$0.00
Evette Rios	3151	CapCo		Speech Services	10/16/2023	0.50	1	110	\$110.00		\$0.00
Evette Rios	3151	CapCo		Speech Services	10/23/2023	0.50	1	110	\$110.00		\$0.00
Evette Rios	3151	CapCo		Speech Services	10/20/2023	0.50	1	110	\$110.00		\$0.00
Evette Rios	3151	CapCo		Speech Services	10/19/2023	0.50	1	110	\$110.00		\$0.00
Evette Rios	3151	CapCo		Speech Services	10/2/2023	0.50	1	110	\$110.00		\$0.00
Evette Rios	3151	CapCo		Speech Services	10/9/2023	0.50	1	110	\$110.00		\$0.00
Evette Rios	3151	CapCo		Speech Services	10/16/2023	0.50	1	110	\$110.00		\$0.00
Evette Rios	3151	CapCo		Speech Services	10/23/2023	0.50	1	110	\$110.00		\$0.00
Evette Rios	3151	CapCo		Speech Services	10/5/2023	0.50	1	110	\$110.00		\$0.00
Evette Rios	3151	CapCo		Speech Services	10/12/2023	0.50	1	110	\$110.00		\$0.00
Evette Rios	3151	CapCo		Speech Services	10/19/2023	0.50	1	110	\$110.00		\$0.00
Evette Rios	3151	CapCo		Speech Services	10/26/2023	0.50	1	110	\$110.00		\$0.00
Evette Rios	3151	CapCo		Speech Services	10/20/2023	0.50	1	110	\$110.00		\$0.00
Evette Rios	3151	CapCo		Speech Services	10/17/2023	0.50	1	110	\$110.00		\$0.00
Evette Rios	3151	CapCo		Speech Services	10/3/2023	0.50	1	110	\$110.00		\$0.00

CAPCO

BILLING INVOICE

Invoice #	3151	Bill To:	California Online Public School
Invoice Date:	10/31/2023		Attn: La Chelle Carter
Name:	El Paseo Children's Center Inc		
Mailing Address	74075 El Paseo Drive, Suite A2B		lacarter@calca.connectionsacademy.org
	Palm Desert, CA 92260		SPED-Finance@californiaops.org
Telephone	760-342-4900		abatin@calca.connectionsacademy.org

Provider	Invoice #	Region	Student	Service Type	Service	Actual	Billable Service	Hourly Fee	Amount Due	Miles	Miles
Evette Rios	3151	CapCo		Speech Services	10/10/2023	0.50	1	110	\$110.00		\$0.00
Evette Rios	3151	CapCo		Speech Services	10/17/2023	0.50	1	110	\$110.00		\$0.00
Evette Rios	3151	CapCo		Speech Services	10/24/2023	0.50	0.5	110	\$55.00		\$0.00
Evette Rios	3151	CapCo		Speech Services	10/16/2023	0.25	1	110	\$110.00		\$0.00
Evette Rios	3151	CapCo		Speech Services	10/23/2023	0.25	1	110	\$110.00		\$0.00
Evette Rios	3151	CapCo		Speech Services	10/3/2023	0.50	1	110	\$110.00		\$0.00
Evette Rios	3151	CapCo		Speech Services	10/5/2023	0.50	1	110	\$110.00		\$0.00
Evette Rios	3151	CapCo		Speech Services	10/10/2023	0.50	1	110	\$110.00		\$0.00
Evette Rios	3151	CapCo		Speech Services	10/12/2023	0.50	1	110	\$110.00		\$0.00
Evette Rios	3151	CapCo		Speech Services	10/17/2023	0.50	1	110	\$110.00		\$0.00
Evette Rios	3151	CapCo		Speech Services	10/19/2023	0.50	1	110	\$110.00		\$0.00
Evette Rios	3151	CapCo		Speech Services	10/24/2023	0.50	1	110	\$110.00		\$0.00
Evette Rios	3151	CapCo		Speech Services	10/26/2023	0.50	1	110	\$110.00		\$0.00
Evette Rios	3151	CapCo		Speech Services	10/20/2023	0.50	1	110	\$110.00		\$0.00
Evette Rios	3151	CapCo		Speech Services	10/11/2023	0.50	0.5	110	\$55.00		\$0.00
Evette Rios	3151	CapCo		Speech Services	10/25/2023	0.50	0.5	110	\$55.00		\$0.00
Evette Rios	3151	CapCo		Speech Services	10/2/2023	0.50	1	110	\$110.00		\$0.00
Evette Rios	3151	CapCo		Speech Services	10/9/2023	0.50	1	110	\$110.00		\$0.00
Evette Rios	3151	CapCo		Speech Services	10/19/2023	0.50	1	110	\$110.00		\$0.00
Evette Rios	3151	CapCo		Speech Services	10/26/2023	0.50	1	110	\$110.00		\$0.00
Evette Rios	3151	CapCo		Speech Services	10/2/2023	0.50	1	110	\$110.00		\$0.00
Evette Rios	3151	CapCo		Speech Services	10/9/2023	0.50	1	110	\$110.00		\$0.00
Evette Rios	3151	CapCo		Speech Services	10/4/2023	0.50	0.5	110	\$55.00		\$0.00
Evette Rios	3151	CapCo		Speech Services	10/11/2023	0.50	0.5	110	\$55.00		\$0.00
Evette Rios	3151	CapCo		Speech Services	10/16/2023	0.50	0.5	110	\$55.00		\$0.00
Evette Rios	3151	CapCo		Speech Services	10/18/2023	0.50	0.5	110	\$55.00		\$0.00
Evette Rios	3151	CapCo		Speech Services	10/23/2023	0.50	0.5	110	\$55.00		\$0.00
Evette Rios	3151	CapCo		Speech Services	10/25/2023	0.50	0.5	110	\$55.00		\$0.00
Evette Rios	3151	CapCo		Speech Services	10/20/2023	0.50	0.5	110	\$55.00		\$0.00
Evette Rios	3151	CapCo		Speech Services	10/4/2023	0.50	1	110	\$110.00		\$0.00
Evette Rios	3151	CapCo		Speech Services	10/11/2023	0.50	1	110	\$110.00		\$0.00
Evette Rios	3151	CapCo		Speech Services	10/18/2023	0.50	1	110	\$110.00		\$0.00
Evette Rios	3151	CapCo		Speech Services	10/25/2023	0.50	1	110	\$110.00		\$0.00
Evette Rios	3151	CapCo		Speech Services	10/4/2023	0.50	1	110	\$110.00		\$0.00
Evette Rios	3151	CapCo		Speech Services	10/11/2023	0.50	1	110	\$110.00		\$0.00
Evette Rios	3151	CapCo		Speech Services	10/19/2023	0.50	0.5	110	\$55.00		\$0.00
Evette Rios	3151	CapCo		Speech Services	10/26/2023	0.50	0.5	110	\$55.00		\$0.00
Evette Rios	3151	CapCo		Speech Services	10/5/2023	0.50	1	110	\$110.00		\$0.00
Evette Rios	3151	CapCo		Speech Services	10/12/2023	0.50	1	110	\$110.00		\$0.00
Evette Rios	3151	CapCo		Speech Services	10/19/2023	0.50	1	110	\$110.00		\$0.00

CAPCO

BILLING INVOICE

Invoice #	3151	Bill To:	California Online Public School
Invoice Date:	10/31/2023		Attn: La Chelle Carter
Name:	El Paseo Children's Center Inc		
Mailing Address	74075 El Paseo Drive, Suite A2B		lacarter@calca.connectionsacademy.org
	Palm Desert, CA 92260		SPED-Finance@californiaops.org
Telephone	760-342-4900		abatin@calca.connectionsacademy.org

Provider	Invoice #	Region	Student	Service Type	Service	Actual	Billable Service	Hourly Fee	Amount Due	Miles	Miles
Evette Rios	3151	CapCo		Speech Services	10/26/2023	0.50	1	110	\$110.00		\$0.00
Evette Rios	3151	CapCo		Speech Services	10/2/2023	1.00	1	110	\$110.00		\$0.00
Evette Rios	3151	CapCo		Speech Services	10/9/2023	1.00	1	110	\$110.00		\$0.00
Evette Rios	3151	CapCo		Speech Services	10/16/2023	1.00	1	110	\$110.00		\$0.00
Evette Rios	3151	CapCo		Speech Services	10/23/2023	1.00	1	110	\$110.00		\$0.00
Evette Rios	3151	CapCo		Speech Services	10/2/2023	0.50	1	110	\$110.00		\$0.00
Evette Rios	3151	CapCo		Speech Services	10/4/2023	0.50	1	110	\$110.00		\$0.00
Evette Rios	3151	CapCo		Speech Services	10/9/2023	0.50	1	110	\$110.00		\$0.00
Evette Rios	3151	CapCo		Speech Services	10/12/2023	0.50	1	110	\$110.00		\$0.00
Evette Rios	3151	CapCo		Speech Services	10/18/2023	0.50	1	110	\$110.00		\$0.00
Evette Rios	3151	CapCo		Speech Services	10/25/2023	0.50	1	110	\$110.00		\$0.00
Evette Rios	3151	CapCo		Speech Services	10/16/2023	0.50	1	110	\$110.00		\$0.00
Evette Rios	3151	CapCo		Speech Services	10/23/2023	0.50	1	110	\$110.00		\$0.00
Evette Rios	3151	CapCo		Speech Services	10/3/2023	0.50	0.5	110	\$55.00		\$0.00
Evette Rios	3151	CapCo		Speech Services	10/10/2023	0.50	0.5	110	\$55.00		\$0.00
Evette Rios	3151	CapCo		Speech Services	10/18/2023	0.50	0.5	110	\$55.00		\$0.00
Evette Rios	3151	CapCo		Speech Services	10/25/2023	0.50	0.5	110	\$55.00		\$0.00
Evette Rios	3151	CapCo		Speech Services	10/5/2023	0.50	0.5	110	\$55.00		\$0.00
Evette Rios	3151	CapCo		Speech Services	10/12/2023	0.50	0.5	110	\$55.00		\$0.00
Evette Rios	3151	CapCo		Speech Services	10/4/2023	0.50	1	110	\$110.00		\$0.00
Evette Rios	3151	CapCo		Speech Services	10/11/2023	0.50	1	110	\$110.00		\$0.00
Evette Rios	3151	CapCo		Speech Services	10/18/2023	0.50	1	110	\$110.00		\$0.00
Evette Rios	3151	CapCo		Speech Services	10/25/2023	0.50	1	110	\$110.00		\$0.00
Evette Rios	3151	CapCo		Speech Services	10/19/2023	0.50	1	110	\$110.00		\$0.00
Evette Rios	3151	CapCo		Speech Services	10/2/2023	0.50	1	110	\$110.00		\$0.00
Evette Rios	3151	CapCo		Speech Services	10/9/2023	0.50	1	110	\$110.00		\$0.00
Evette Rios	3151	CapCo		Speech Services	10/17/2023	0.50	1	110	\$110.00		\$0.00
Evette Rios	3151	CapCo		Speech Services	10/24/2023	0.50	1	110	\$110.00		\$0.00
Gary Ferrer	3151	CapCo		Ed Assessment	10/7/2023	n/a	n/a	n/a	\$1,950.00	52.00	\$34.06
Gary Ferrer	3151	CapCo		IEP Meeting	10/11/2023	1.00	1	100	\$100.00		\$0.00
Heather Dodt	3151	CapCo		O & M Services	10/14/2023	1.00	6	110	\$660.00	154.00	\$100.87
Heather Dodt	3151	CapCo		O & M Services	10/3/2023	2.00	6	110	\$660.00	113.00	\$74.02
Heather Dodt	3151	CapCo		O & M Services	10/17/2023	1.00	5	110	\$550.00	113.00	\$74.02
Jacqueline Cotten	3151	CapCo		Nursing Assessment Flat	9/30/2023	n/a	n/a	n/a	\$500.00		\$0.00
Jacqueline Cotten	3151	CapCo		Nurse Assessments-Travel/Mileage	9/30/2023	1.25	1.25	110	\$137.50	88.00	\$57.64
Jacqueline Cotten	3151	CapCo		Nursing Assessment Flat	10/1/2023	n/a	n/a	n/a	\$500.00		\$0.00
Jacqueline Cotten	3151	CapCo		Nurse Assessments-Travel/Mileage	10/1/2023	1.25	1.25	110	\$137.50	48.00	\$31.44
Jacqueline Cotten	3151	CapCo		Nursing Assessment Flat	10/1/2023	n/a	n/a	n/a	\$500.00		\$0.00
Jacqueline Cotten	3151	CapCo		Nurse Assessments-Travel/Mileage	10/1/2023	1.75	1.75	110	\$192.50	65.00	\$42.58
Jacqueline Cotten	3151	CapCo		Nursing Assessment Flat	10/9/2023	n/a	n/a	n/a	\$500.00		\$0.00

CAPCO

BILLING INVOICE

Invoice #	3151	Bill To:	California Online Public School
Invoice Date:	10/31/2023		Attn: La Chelle Carter
Name:	El Paseo Children's Center Inc		
Mailing Address	74075 El Paseo Drive, Suite A2B		lacarter@calca.connectionsacademy.org
	Palm Desert, CA 92260		SPED-Finance@californiaops.org
Telephone	760-342-4900		abatin@calca.connectionsacademy.org

Provider	Invoice #	Region	Student	Service Type	Service	Actual	Billable Service	Hourly Fee	Amount Due	Miles	Miles
Jacqueline Cotten	3151	CapCo		Nurse Assessments-Travel/Mileage	10/9/2023	0.30	0.3	110	\$33.00	4.10	\$2.69
Jacqueline Cotten	3151	CapCo		Nursing Assessment Flat	10/9/2023	n/a	n/a	n/a	\$500.00		\$0.00
Jacqueline Cotten	3151	CapCo		Nurse Assessments-Travel/Mileage	10/9/2023	0.30	0.3	110	\$33.00	4.10	\$2.69
Jacqueline Cotten	3151	CapCo		Nursing Assessment Flat	10/14/2023	n/a	n/a	n/a	\$500.00		\$0.00
Jacqueline Cotten	3151	CapCo		Nurse Assessments-Travel/Mileage	10/14/2023	1.90	1.9	110	\$209.00	65.00	\$42.58
Jacqueline Cotten	3151	CapCo		Nursing Assessment Flat	10/16/2023	n/a	n/a	n/a	\$500.00		\$0.00
Jacqueline Cotten	3151	CapCo		Nurse Assessments-Travel/Mileage	10/16/2023	2.75	2.75	110	\$302.50	126.90	\$83.12
Jacqueline Cotten	3151	CapCo		Nursing Assessment Flat	10/8/2023	n/a	n/a	n/a	\$500.00		\$0.00
Jacqueline Cotten	3151	CapCo		Nurse Assessments-Travel/Mileage	10/8/2023	1.75	1.75	110	\$192.50	59.00	\$38.65
Jacqueline Cotten	3151	CapCo		Nursing Assessment Flat	10/8/2023	n/a	n/a	n/a	\$500.00		\$0.00
Jacqueline Cotten	3151	CapCo		Nurse Assessments-Travel/Mileage	10/8/2023	0.40	0.4	110	\$44.00	5.00	\$3.28
Jennifer Han-Rivas	3151	CapCo		Speech Services	10/4/2023	0.50	0.5	110	\$55.00		\$0.00
Jennifer Han-Rivas	3151	CapCo		Speech Services	10/11/2023	0.50	1	110	\$110.00		\$0.00
Jennifer Han-Rivas	3151	CapCo		Speech Services	10/2/2023	0.50	1	110	\$110.00		\$0.00
Jennifer Han-Rivas	3151	CapCo		Speech Services	10/9/2023	0.50	1	110	\$110.00		\$0.00
Jennifer Han-Rivas	3151	CapCo		Speech Services	10/13/2023	0.50	1	110	\$110.00		\$0.00
Jennifer Han-Rivas	3151	CapCo		Speech Services	10/20/2023	0.50	1	110	\$110.00		\$0.00
Jennifer Han-Rivas	3151	CapCo		Speech Services	10/23/2023	0.50	0.5	110	\$55.00		\$0.00
Jennifer Han-Rivas	3151	CapCo		Speech Services	10/27/2023	0.50	1	110	\$110.00		\$0.00
Jennifer Han-Rivas	3151	CapCo		Speech Services	10/30/2023	0.50	1	110	\$110.00		\$0.00
Jennifer Han-Rivas	3151	CapCo		Speech Services	10/6/2023	0.50	1	110	\$110.00		\$0.00
Jennifer Han-Rivas	3151	CapCo		Speech Services	10/13/2023	0.50	1	110	\$110.00		\$0.00
Jennifer Han-Rivas	3151	CapCo		Speech Services	10/20/2023	0.50	1	110	\$110.00		\$0.00
Jennifer Han-Rivas	3151	CapCo		Speech Services	10/27/2023	0.50	0.5	110	\$55.00		\$0.00
Jennifer Han-Rivas	3151	CapCo		Speech Services	10/6/2023	0.50	1	110	\$110.00		\$0.00
Jennifer Han-Rivas	3151	CapCo		Speech Services	10/13/2023	0.50	0.5	110	\$55.00		\$0.00
Jennifer Han-Rivas	3151	CapCo		Speech Services	10/20/2023	0.50	1	110	\$110.00		\$0.00
Jennifer Han-Rivas	3151	CapCo		Speech Services	10/27/2023	0.50	1	110	\$110.00		\$0.00
Jennifer Han-Rivas	3151	CapCo		IEP Meeting	10/3/2023	1.00	1	100	\$100.00		\$0.00
Jennifer Han-Rivas	3151	CapCo		IEP Meeting	10/13/2023	1.00	1	100	\$100.00		\$0.00
Jennifer Han-Rivas	3151	CapCo		IEP Meeting	10/23/2023	1.50	1.5	100	\$150.00		\$0.00
Jessica Marinelli	3151	CapCo		IEP Meeting	10/2/2023	1.00	1	100	\$100.00		\$0.00
Jessica Marinelli	3151	CapCo		IEP Meeting	10/5/2023	1.00	1	100	\$100.00		\$0.00
Jessica Marinelli	3151	CapCo		IEP Meeting	10/6/2023	1.00	1	100	\$100.00		\$0.00
Jessica Marinelli	3151	CapCo		IEP Meeting	10/12/2023	1.00	1	100	\$100.00		\$0.00
Jessica Marinelli	3151	CapCo		IEP Meeting	10/11/2023	1.00	1	100	\$100.00		\$0.00
Kanoa Elizondo	3151	CapCo		APE Services	10/30/2023	0.50	1	110	\$110.00		\$0.00
Kanoa Elizondo	3151	CapCo		APE Services	10/31/2023	0.50	1	110	\$110.00		\$0.00
Kanoa Elizondo	3151	CapCo		IEP Meeting	10/23/2023	1.00	1	100	\$100.00		\$0.00
Kasey Galik	3151	CapCo		APE Services	10/2/2023	0.50	1	110	\$110.00		\$0.00

CAPCO

BILLING INVOICE

Invoice #	3151	Bill To:	California Online Public School
Invoice Date:	10/31/2023		Attn: La Chelle Carter
Name:	El Paseo Children's Center Inc		
Mailing Address	74075 El Paseo Drive, Suite A2B		lacarter@calca.connectionsacademy.org
	Palm Desert, CA 92260		SPED-Finance@californiaops.org
Telephone	760-342-4900		abatin@calca.connectionsacademy.org

Provider	Invoice #	Region	Student	Service Type	Service	Actual	Billable Service	Hourly Fee	Amount Due	Miles	Miles
Kasey Galik	3151	CapCo		APE Services	10/4/2023	0.50	1	110	\$110.00		\$0.00
Kasey Galik	3151	CapCo		APE Services	10/9/2023	0.50	1	110	\$110.00		\$0.00
Kasey Galik	3151	CapCo		APE Services	10/11/2023	0.50	1	110	\$110.00		\$0.00
Kasey Galik	3151	CapCo		APE Services	10/16/2023	0.50	1	110	\$110.00		\$0.00
Kasey Galik	3151	CapCo		APE Services	10/18/2023	0.50	1	110	\$110.00		\$0.00
Kasey Galik	3151	CapCo		APE Services	10/23/2023	0.50	1	110	\$110.00		\$0.00
Kasey Galik	3151	CapCo		APE Services	10/25/2023	0.50	1	110	\$110.00		\$0.00
Kasey Galik	3151	CapCo		APE Services	10/6/2023	0.50	1	110	\$110.00		\$0.00
Kasey Galik	3151	CapCo		APE Services	10/13/2023	0.50	1	110	\$110.00		\$0.00
Kasey Galik	3151	CapCo		APE Services	10/20/2023	0.50	1	110	\$110.00		\$0.00
Kasey Galik	3151	CapCo		APE Services	10/27/2023	0.50	1	110	\$110.00		\$0.00
Kasey Galik	3151	CapCo		APE Services	10/2/2023	0.50	1	110	\$110.00		\$0.00
Kasey Galik	3151	CapCo		APE Services	10/9/2023	0.50	1	110	\$110.00		\$0.00
Kasey Galik	3151	CapCo		APE Services	10/16/2023	0.50	1	110	\$110.00		\$0.00
Kasey Galik	3151	CapCo		APE Services	10/23/2023	0.50	1	110	\$110.00		\$0.00
Kasey Galik	3151	CapCo		APE Services	10/2/2023	0.66	1	110	\$110.00		\$0.00
Kasey Galik	3151	CapCo		APE Services	10/3/2023	0.66	1	110	\$110.00		\$0.00
Kasey Galik	3151	CapCo		APE Services	10/4/2023	0.66	1	110	\$110.00		\$0.00
Kasey Galik	3151	CapCo		APE Services	10/5/2023	0.66	1	110	\$110.00		\$0.00
Kasey Galik	3151	CapCo		APE Services	10/6/2023	0.66	1	110	\$110.00		\$0.00
Kasey Galik	3151	CapCo		APE Services	10/9/2023	0.66	1	110	\$110.00		\$0.00
Kasey Galik	3151	CapCo		APE Services	10/10/2023	0.66	1	110	\$110.00		\$0.00
Kasey Galik	3151	CapCo		APE Services	10/11/2023	0.66	1	110	\$110.00		\$0.00
Kasey Galik	3151	CapCo		APE Services	10/12/2023	0.66	1	110	\$110.00		\$0.00
Kasey Galik	3151	CapCo		APE Services	10/13/2023	0.66	1	110	\$110.00		\$0.00
Kasey Galik	3151	CapCo		APE Services	10/16/2023	0.66	1	110	\$110.00		\$0.00
Kasey Galik	3151	CapCo		APE Services	10/17/2023	0.66	1	110	\$110.00		\$0.00
Kasey Galik	3151	CapCo		APE Services	10/18/2023	0.66	1	110	\$110.00		\$0.00
Kasey Galik	3151	CapCo		APE Services	10/19/2023	0.66	1	110	\$110.00		\$0.00
Kasey Galik	3151	CapCo		APE Services	10/20/2023	0.66	1	110	\$110.00		\$0.00
Kasey Galik	3151	CapCo		APE Services	10/23/2023	0.66	1	110	\$110.00		\$0.00
Kasey Galik	3151	CapCo		APE Services	10/26/2023	0.66	1	110	\$110.00		\$0.00
Kasey Galik	3151	CapCo		APE Services	10/27/2023	0.66	1	110	\$110.00		\$0.00
Kasey Galik	3151	CapCo		APE Services	10/24/2023	0.66	0.5	110	\$55.00		\$0.00
Kasey Galik	3151	CapCo		APE Services	10/25/2023	0.66	0.5	110	\$55.00		\$0.00
Kasey Galik	3151	CapCo		APE Services	10/30/2023	0.66	1	110	\$110.00		\$0.00
Kasey Galik	3151	CapCo		APE Services	10/31/2023	0.66	1	110	\$110.00		\$0.00
Kasey Galik	3151	CapCo		APE Services	10/13/2023	0.50	1	110	\$110.00		\$0.00
Kasey Galik	3151	CapCo		APE Services	10/5/2023	0.50	1	110	\$110.00		\$0.00
Kasey Galik	3151	CapCo		APE Services	10/12/2023	0.50	1	110	\$110.00		\$0.00

CAPCO

BILLING INVOICE

Invoice #	3151	Bill To:	California Online Public School
Invoice Date:	10/31/2023		Attn: La Chelle Carter
Name:	El Paseo Children's Center Inc		
Mailing Address	74075 El Paseo Drive, Suite A2B		lacarter@calca.connectionsacademy.org
	Palm Desert, CA 92260		SPED-Finance@californiaops.org
Telephone	760-342-4900		abatin@calca.connectionsacademy.org

Provider	Invoice #	Region	Student	Service Type	Service	Actual	Billable Service	Hourly Fee	Amount Due	Miles	Miles
Kasey Galik	3151	CapCo		APE Services	10/19/2023	0.50	1	110	\$110.00		\$0.00
Kasey Galik	3151	CapCo		APE Services	10/26/2023	0.50	1	110	\$110.00		\$0.00
Kasey Galik	3151	CapCo		APE Services	10/12/2023	0.50	1	110	\$110.00		\$0.00
Kasey Galik	3151	CapCo		APE Services	10/3/2023	0.50	1	110	\$110.00		\$0.00
Kasey Galik	3151	CapCo		APE Services	10/2/2023	0.50	1	110	\$110.00		\$0.00
Kasey Galik	3151	CapCo		APE Services	10/9/2023	0.50	1	110	\$110.00		\$0.00
Kasey Galik	3151	CapCo		APE Services	10/18/2023	0.50	1	110	\$110.00		\$0.00
Kasey Galik	3151	CapCo		APE Services	10/25/2023	0.50	1	110	\$110.00		\$0.00
Kasey Galik	3151	CapCo		APE Services	10/16/2023	0.50	1	110	\$110.00		\$0.00
Kasey Galik	3151	CapCo		APE Services	10/23/2023	0.50	1	110	\$110.00		\$0.00
Kasey Galik	3151	CapCo		APE Services	10/30/2023	0.50	1	110	\$110.00		\$0.00
Kasey Galik	3151	CapCo		APE Services	10/8/2023	0.50	1	110	\$110.00		\$0.00
Kasey Galik	3151	CapCo		APE Services	10/4/2023	0.50	1	110	\$110.00		\$0.00
Kasey Galik	3151	CapCo		APE Services	10/10/2023	0.50	1	110	\$110.00		\$0.00
Kasey Galik	3151	CapCo		APE Services	10/18/2023	0.50	1	110	\$110.00		\$0.00
Kasey Galik	3151	CapCo		APE Services	10/25/2023	0.50	1	110	\$110.00		\$0.00
Kasey Galik	3151	CapCo		IEP Meeting	10/2/2023	1.00	1	100	\$100.00		\$0.00
Kasey Galik	3151	CapCo		IEP Meeting	10/13/2023	1.00	1	100	\$100.00		\$0.00
Kasey Galik	3151	CapCo		IEP Meeting	10/30/2023	0.50	0.5	100	\$50.00		\$0.00
Kate Hollingsworth	3151	CapCo		Speech Services	10/10/2023	0.50	1	110	\$110.00		\$0.00
Kate Hollingsworth	3151	CapCo		Speech Services	10/12/2023	0.50	1	110	\$110.00		\$0.00
Kate Hollingsworth	3151	CapCo		Speech Services	10/17/2023	0.50	1	110	\$110.00		\$0.00
Kate Hollingsworth	3151	CapCo		Speech Services	10/19/2023	0.50	1	110	\$110.00		\$0.00
Kate Hollingsworth	3151	CapCo		Speech Services	10/24/2023	0.50	1	110	\$110.00		\$0.00
Kate Hollingsworth	3151	CapCo		Speech Services	10/25/2023	0.50	1	110	\$110.00		\$0.00
Kate Hollingsworth	3151	CapCo		Speech Services	10/30/2023	0.50	1	110	\$110.00		\$0.00
Kate Hollingsworth	3151	CapCo		Speech Services	10/10/2023	0.50	0.5	110	\$55.00		\$0.00
Kate Hollingsworth	3151	CapCo		Speech Services	10/12/2023	0.50	1	110	\$110.00		\$0.00
Kate Hollingsworth	3151	CapCo		Speech Services	10/17/2023	0.50	1	110	\$110.00		\$0.00
Kate Hollingsworth	3151	CapCo		Speech Services	10/19/2023	0.50	1	110	\$110.00		\$0.00
Kate Hollingsworth	3151	CapCo		Speech Services	10/24/2023	0.50	1	110	\$110.00		\$0.00
Kate Hollingsworth	3151	CapCo		Speech Services	10/25/2023	0.50	1	110	\$110.00		\$0.00
Kate Hollingsworth	3151	CapCo		Speech Services	10/31/2023	0.50	1	110	\$110.00		\$0.00
Kellie Mendoza	3151	CapCo		IEP Meeting	9/19/2023	1.00	1	100	\$100.00		\$0.00
Kelly Dunn	3151	CapCo		AT Assessment	10/23/2023	n/a	n/a	n/a	\$1,783.00		\$0.00
Kelly Dunn	3151	CapCo		AT Assessment	10/23/2023	n/a	n/a	n/a	\$1,783.00		\$0.00
Kelly Dunn	3151	CapCo		AT Services	10/2/2023	0.50	1	120	\$120.00		\$0.00
Kelly Dunn	3151	CapCo		AT Services	10/2/2023	0.50	1	120	\$120.00		\$0.00
Kelly Dunn	3151	CapCo		AT Services	10/12/2023	0.50	1	120	\$120.00		\$0.00
Kelly Dunn	3151	CapCo		AT Services	10/2/2023	0.50	1	120	\$120.00		\$0.00

CAPCO

BILLING INVOICE

Invoice #	3151	Bill To:	California Online Public School
Invoice Date:	10/31/2023		Attn: La Chelle Carter
Name:	El Paseo Children's Center Inc		
Mailing Address	74075 El Paseo Drive, Suite A2B		lacarter@calca.connectionsacademy.org
	Palm Desert, CA 92260		SPED-Finance@californiaops.org
Telephone	760-342-4900		abatin@calca.connectionsacademy.org

Provider	Invoice #	Region	Student	Service Type	Service	Actual	Billable Service	Hourly Fee	Amount Due	Miles	Miles
Kelly Dunn	3151	CapCo		AT Services	10/2/2023	0.50	1	120	\$120.00		\$0.00
Kelly Dunn	3151	CapCo		AT Services	10/6/2023	1.00	1	120	\$120.00		\$0.00
Kelly Dunn	3151	CapCo		AT Services	10/9/2023	0.50	1	120	\$120.00		\$0.00
Kelly Dunn	3151	CapCo		AT Services	10/2/2023	0.25	1	120	\$120.00		\$0.00
Kelly Dunn	3151	CapCo		AT Services	10/2/2023	0.50	1	120	\$120.00		\$0.00
Kelly Dunn	3151	CapCo		AT Services	10/9/2023	1.00	1	120	\$120.00		\$0.00
Kelly Dunn	3151	CapCo		IEP Meeting	10/3/2023	1.00	1	100	\$100.00		\$0.00
Kelly Dunn	3151	CapCo		IEP Meeting	10/2/2023	1.00	1	100	\$100.00		\$0.00
Kelly Dunn	3151	CapCo		IEP Meeting	10/2/2023	1.00	1	100	\$100.00		\$0.00
Kelly Dunn	3151	CapCo		IEP Meeting	10/3/2023	1.50	1.5	100	\$150.00		\$0.00
Kelly Dunn	3151	CapCo		IEP Meeting	10/12/2023	1.00	1	100	\$100.00		\$0.00
Kelly Dunn	3151	CapCo		IEP Meeting	10/16/2023	1.00	1	100	\$100.00		\$0.00
Kelly Dunn	3151	CapCo		IEP Meeting	10/25/2023	1.00	1	100	\$100.00		\$0.00
Kelly Dunn	3151	CapCo		IEP Meeting	10/23/2023	1	1	100	\$100.00		\$0.00
Kelly Hannum	3151	CapCo		Ed Psych Assessment	9/30/2023	n/a	n/a	n/a	\$1,950.00	166.00	\$108.73
Kelly Hannum	3151	CapCo		Ed Psych Assessment	9/19/2023	n/a	n/a	n/a	\$1,950.00	38.00	\$24.89
Kelly Hannum	3151	CapCo		Ed Psych Assessment	10/13/2023	n/a	n/a	n/a	\$1,950.00	208.00	\$136.24
Kelly Hannum	3151	CapCo		Ed Psych Assessment	10/16/2023	n/a	n/a	n/a	\$1,950.00	34.00	\$22.27
Kelly Hannum	3151	CapCo		Ed Psych Assessment	10/10/2023	n/a	n/a	n/a	\$1,950.00	114.00	\$74.67
Kelly Hannum	3151	CapCo		IEP Meeting	10/10/2023	1.50	1.5	100	\$150.00		\$0.00
Kelly Hannum	3151	CapCo		IEP Meeting	10/16/2023	1.50	1.5	100	\$150.00		\$0.00
Kelly Hannum	3151	CapCo		IEP Meeting	10/20/2023	0.50	0.5	100	\$50.00		\$0.00
Kelly Hannum	3151	CapCo		IEP Meeting	10/19/2023	2.00	2	100	\$200.00		\$0.00
Kelly Hannum	3151	CapCo		IEP Meeting	10/23/2023	1.50	1.5	100	\$150.00		\$0.00
Lana Scott	3151	CapCo		Ed Psych Assessment	9/24/2023	n/a	n/a	n/a	\$1,950.00	118.00	\$77.29
Laura Wiese	3151	CapCo		OT Services	10/5/2023	0.33	1	110	\$110.00		\$0.00
Laura Wiese	3151	CapCo		OT Services	10/12/2023	0.33	0.5	110	\$55.00		\$0.00
Laura Wiese	3151	CapCo		OT Services	10/10/2023	0.50	1	110	\$110.00		\$0.00
Laura Wiese	3151	CapCo		OT Services	10/3/2023	0.50	0.5	110	\$55.00		\$0.00
Laura Wiese	3151	CapCo		OT Services	10/5/2023	0.50	1	110	\$110.00		\$0.00
Laura Wiese	3151	CapCo		OT Services	10/12/2023	0.50	1	110	\$110.00		\$0.00
Laura Wiese	3151	CapCo		OT Services	10/3/2023	0.50	0.5	110	\$55.00		\$0.00
Laura Wiese	3151	CapCo		OT Services	10/5/2023	0.50	0.5	110	\$55.00		\$0.00
Laura Wiese	3151	CapCo		OT Services	10/3/2023	0.50	1	110	\$110.00		\$0.00
Laura Wiese	3151	CapCo		OT Services	10/10/2023	0.50	1	110	\$110.00		\$0.00
Laura Wiese	3151	CapCo		OT Services	10/10/2023	0.50	1	110	\$110.00		\$0.00
Laura Wiese	3151	CapCo		OT Services	10/3/2023	0.50	1	110	\$110.00		\$0.00
Laura Wiese	3151	CapCo		OT Services	10/5/2023	0.50	0.5	110	\$55.00		\$0.00
Laura Wiese	3151	CapCo		OT Services	10/12/2023	0.50	1	110	\$110.00		\$0.00
Laura Wiese	3151	CapCo		OT Services	10/12/2023	0.33	0.5	110	\$55.00		\$0.00

CAPCO

BILLING INVOICE

Invoice #	3151	Bill To:	California Online Public School
Invoice Date:	10/31/2023		Attn: La Chelle Carter
Name:	El Paseo Children's Center Inc		
Mailing Address	74075 El Paseo Drive, Suite A2B		lacarter@calca.connectionsacademy.org
	Palm Desert, CA 92260		SPED-Finance@californiaops.org
Telephone	760-342-4900		abatin@calca.connectionsacademy.org

Provider	Invoice #	Region	Student	Service Type	Service	Actual	Billable Service	Hourly Fee	Amount Due	Miles	Miles
Laura Wiese	3151	CapCo		OT Services	10/3/2023	0.33	1	110	\$110.00		\$0.00
Laura Wiese	3151	CapCo		OT Services	10/10/2023	0.33	1	110	\$110.00		\$0.00
Laura Wiese	3151	CapCo		OT Services	10/5/2023	0.42	0.5	110	\$55.00		\$0.00
Laura Wiese	3151	CapCo		OT Services	10/12/2023	0.50	1	110	\$110.00		\$0.00
Laura Wiese	3151	CapCo		OT Services	10/3/2023	0.33	1	110	\$110.00		\$0.00
Laura Wiese	3151	CapCo		OT Services	10/10/2023	0.33	1	110	\$110.00		\$0.00
Lauren Linhoff	3151	CapCo		APE Services	10/3/2023	0.50	1	110	\$110.00		\$0.00
Lauren Linhoff	3151	CapCo		APE Services	10/17/2023	0.50	1	110	\$110.00		\$0.00
Lauren Linhoff	3151	CapCo		APE Services	10/31/2023	0.50	1	110	\$110.00		\$0.00
Lisa Roundtree	3151	CapCo		Nursing Assessment Flat	10/10/2023	n/a	n/a	n/a	\$500.00		\$0.00
Lisa Roundtree	3151	CapCo		Nurse Assessments-Travel/Mileage	10/10/2023	1.50	1.5	110	\$165.00	71.20	\$46.64
Lisa Roundtree	3151	CapCo		Nursing Assessment Flat	10/24/2023	n/a	n/a	n/a	\$500.00		\$0.00
Lisa Roundtree	3151	CapCo		Nurse Assessments-Travel/Mileage	10/24/2023	1.75	1.75	110	\$192.50	85.00	\$55.68
Lynn Defino	3151	CapCo		515	10/11/2023	0.50	1	95	\$95.00		\$0.00
Lynn Defino	3151	CapCo		515	10/20/2023	0.50	1	95	\$95.00		\$0.00
Lynn Defino	3151	CapCo		515	10/25/2023	0.50	1	95	\$95.00		\$0.00
Lynn Defino	3151	CapCo		510	10/23/2023	0.50	1	100	\$100.00		\$0.00
Lynn Defino	3151	CapCo		510	10/30/2023	0.50	1	100	\$100.00		\$0.00
Lynn Defino	3151	CapCo		515	10/30/2023	0.67	1	95	\$95.00		\$0.00
Lynn Defino	3151	CapCo		IEP Meeting	10/3/2023	1.00	1	100	\$100.00		\$0.00
Lynn Defino	3151	CapCo		IEP Meeting	10/9/2023	1.00	1	100	\$100.00		\$0.00
Lynn Defino	3151	CapCo		IEP Meeting	10/16/2023	1.00	1	100	\$100.00		\$0.00
Maebelene Vital	3151	CapCo		Speech Assessment	10/6/2023	10.50	10.5	110	\$1,155.00		\$0.00
Maebelene Vital	3151	CapCo		Speech Assessment	10/6/2023	10.50	10.5	110	\$1,155.00		\$0.00
Maebelene Vital	3151	CapCo		Speech Services	10/3/2023	0.50	0.5	110	\$55.00		\$0.00
Maebelene Vital	3151	CapCo		Speech Services	10/10/2023	0.50	0.5	110	\$55.00		\$0.00
Maebelene Vital	3151	CapCo		Speech Services	10/17/2023	0.50	1	110	\$110.00		\$0.00
Maebelene Vital	3151	CapCo		Speech Services	10/24/2023	0.50	1	110	\$110.00		\$0.00
Maebelene Vital	3151	CapCo		Speech Services	10/31/2023	0.50	0.5	110	\$55.00		\$0.00
Maebelene Vital	3151	CapCo		Speech Services	10/12/2023	0.50	1	110	\$110.00		\$0.00
Maebelene Vital	3151	CapCo		Speech Services	10/3/2023	0.50	0.5	110	\$55.00		\$0.00
Maebelene Vital	3151	CapCo		Speech Services	10/10/2023	0.50	0.5	110	\$55.00		\$0.00
Maebelene Vital	3151	CapCo		Speech Services	10/17/2023	0.50	1	110	\$110.00		\$0.00
Maebelene Vital	3151	CapCo		Speech Services	10/19/2023	0.50	1	110	\$110.00		\$0.00
Maebelene Vital	3151	CapCo		Speech Services	10/24/2023	0.50	1	110	\$110.00		\$0.00
Maebelene Vital	3151	CapCo		Speech Services	10/26/2023	0.50	0.5	110	\$55.00		\$0.00
Maebelene Vital	3151	CapCo		Speech Services	10/31/2023	0.50	0.5	110	\$55.00		\$0.00
Maebelene Vital	3151	CapCo		Speech Services	10/3/2023	0.50	1	110	\$110.00		\$0.00
Maebelene Vital	3151	CapCo		Speech Services	10/10/2023	0.50	1	110	\$110.00		\$0.00
Maebelene Vital	3151	CapCo		Speech Services	10/19/2023	0.50	1	110	\$110.00		\$0.00

CAPCO

BILLING INVOICE

Invoice #	3151	Bill To:	California Online Public School
Invoice Date:	10/31/2023		Attn: La Chelle Carter
Name:	El Paseo Children's Center Inc		
Mailing Address	74075 El Paseo Drive, Suite A2B		lacarter@calca.connectionsacademy.org
	Palm Desert, CA 92260		SPED-Finance@californiaops.org
Telephone	760-342-4900		abatin@calca.connectionsacademy.org

Provider	Invoice #	Region	Student	Service Type	Service	Actual	Billable Service	Hourly Fee	Amount Due	Miles	Miles
Maebelene Vital	3151	CapCo		Speech Services	10/12/2023	0.50	0.5	110	\$55.00		\$0.00
Maebelene Vital	3151	CapCo		Speech Services	10/17/2023	0.50	0.5	110	\$55.00		\$0.00
Maebelene Vital	3151	CapCo		Speech Services	10/24/2023	0.50	1	110	\$110.00		\$0.00
Maebelene Vital	3151	CapCo		Speech Services	10/26/2023	0.50	0.5	110	\$55.00		\$0.00
Maebelene Vital	3151	CapCo		Speech Services	10/31/2023	0.50	0.5	110	\$55.00		\$0.00
Maebelene Vital	3151	CapCo		Speech Services	10/4/2023	0.50	1	110	\$110.00		\$0.00
Maebelene Vital	3151	CapCo		Speech Services	10/11/2023	0.50	1	110	\$110.00		\$0.00
Maebelene Vital	3151	CapCo		Speech Services	10/18/2023	0.50	1	110	\$110.00		\$0.00
Maebelene Vital	3151	CapCo		Speech Services	10/25/2023	0.50	1	110	\$110.00		\$0.00
Maebelene Vital	3151	CapCo		Speech Services	10/18/2023	0.50	0.5	110	\$55.00		\$0.00
Maebelene Vital	3151	CapCo		Speech Services	10/4/2023	0.50	0.5	110	\$55.00		\$0.00
Maebelene Vital	3151	CapCo		Speech Services	10/11/2023	0.50	0.5	110	\$55.00		\$0.00
Maebelene Vital	3151	CapCo		Speech Services	10/4/2023	0.50	0.5	110	\$55.00		\$0.00
Maebelene Vital	3151	CapCo		Speech Services	10/11/2023	0.50	0.5	110	\$55.00		\$0.00
Maebelene Vital	3151	CapCo		Speech Services	10/18/2023	0.50	0.5	110	\$55.00		\$0.00
Maebelene Vital	3151	CapCo		Speech Services	10/25/2023	0.50	0.5	110	\$55.00		\$0.00
Maebelene Vital	3151	CapCo		Speech Services	10/24/2023	0.50	1	110	\$110.00		\$0.00
Maebelene Vital	3151	CapCo		Speech Services	10/4/2023	0.50	1	110	\$110.00		\$0.00
Maebelene Vital	3151	CapCo		Speech Services	10/3/2023	0.50	0.5	110	\$55.00		\$0.00
Maebelene Vital	3151	CapCo		Speech Services	10/10/2023	0.50	0.5	110	\$55.00		\$0.00
Maebelene Vital	3151	CapCo		Speech Services	10/11/2023	0.50	0.5	110	\$55.00		\$0.00
Maebelene Vital	3151	CapCo		Speech Services	10/17/2023	0.50	0.5	110	\$55.00		\$0.00
Maebelene Vital	3151	CapCo		Speech Services	10/18/2023	0.50	0.5	110	\$55.00		\$0.00
Maebelene Vital	3151	CapCo		Speech Services	10/25/2023	0.50	0.5	110	\$55.00		\$0.00
Maebelene Vital	3151	CapCo		Speech Services	10/31/2023	0.50	0.5	110	\$55.00		\$0.00
Maebelene Vital	3151	CapCo		Speech Services	10/18/2023	0.67	1	110	\$110.00		\$0.00
Maebelene Vital	3151	CapCo		Speech Services	10/4/2023	0.67	0.5	110	\$55.00		\$0.00
Maebelene Vital	3151	CapCo		Speech Services	10/11/2023	0.67	0.5	110	\$55.00		\$0.00
Maebelene Vital	3151	CapCo		Speech Services	10/25/2023	0.67	0.5	110	\$55.00		\$0.00
Maebelene Vital	3151	CapCo		Speech Services	10/31/2023	0.50	1	110	\$110.00		\$0.00
Maebelene Vital	3151	CapCo		Speech Services	10/13/2023	0.50	1	110	\$110.00		\$0.00
Maebelene Vital	3151	CapCo		Speech Services	10/12/2023	0.50	0.5	110	\$55.00		\$0.00
Maebelene Vital	3151	CapCo		Speech Services	10/19/2023	0.50	1	110	\$110.00		\$0.00
Maebelene Vital	3151	CapCo		Speech Services	10/26/2023	0.50	1	110	\$110.00		\$0.00
Maebelene Vital	3151	CapCo		IEP Meeting	10/2/2023	1.00	1	100	\$100.00		\$0.00
Maebelene Vital	3151	CapCo		IEP Meeting	10/3/2023	1.00	1	100	\$100.00		\$0.00
Maebelene Vital	3151	CapCo		IEP Meeting	10/3/2023	1.00	1	100	\$100.00		\$0.00
Maebelene Vital	3151	CapCo		IEP Meeting	10/10/2023	1.00	1	100	\$100.00		\$0.00
Maebelene Vital	3151	CapCo		IEP Meeting	10/13/2023	0.50	0.5	100	\$50.00		\$0.00
Maebelene Vital	3151	CapCo		IEP Meeting	10/25/2023	1.00	1	100	\$100.00		\$0.00

CAPCO

BILLING INVOICE

Invoice #	3151	Bill To:	California Online Public School
Invoice Date:	10/31/2023		Attn: La Chelle Carter
Name:	El Paseo Children's Center Inc		
Mailing Address	74075 El Paseo Drive, Suite A2B		lacarter@calca.connectionsacademy.org
	Palm Desert, CA 92260		SPED-Finance@californiaops.org
Telephone	760-342-4900		abatin@calca.connectionsacademy.org

Provider	Invoice #	Region	Student	Service Type	Service	Actual	Billable Service	Hourly Fee	Amount Due	Miles	Miles
Maebelene Vital	3151	CapCo		IEP Meeting	10/30/2023	1.00	1	100	\$100.00		\$0.00
Maebelene Vital	3151	CapCo		IEP Meeting	10/31/2023	1.50	1.5	100	\$150.00		\$0.00
Mae Belen Vital	3151	CapCo		IEP Meeting	10/3/2023	1.00	1	100	\$100.00		\$0.00
Maurisha (Misha) Bertulfo	3151	CapCo		Ed Psych Assessment	10/6/2023	n/a	n/a	n/a	\$1,950.00	56.00	\$36.68
Maurisha (Misha) Bertulfo	3151	CapCo		Ed Psych Assessment	10/13/2023	n/a	n/a	n/a	\$1,950.00	158.00	\$103.49
Maurisha (Misha) Bertulfo	3151	CapCo		Ed Psych Assessment	10/25/2023	n/a	n/a	n/a	\$1,950.00	187.00	\$122.49
Maurisha (Misha) Bertulfo	3151	CapCo		IEP Meeting	10/31/2023	1.50	1.5	100	\$150.00		\$0.00
Melanie Segrave	3151	CapCo		535 Student	10/3/2023	1.00	3.75	110	\$412.50	54.00	\$35.37
Melanie Segrave	3151	CapCo		510	10/4/2023	0.50	4	100	\$400.00	54.00	\$35.37
Melanie Segrave	3151	CapCo		535 Student	10/10/2023	1.00	3.8	110	\$418.00	54.00	\$35.37
Melanie Segrave	3151	CapCo		510	10/11/2023	0.50	4	100	\$400.00	54.00	\$35.37
Melanie Segrave	3151	CapCo		535 Student	10/17/2023	1.00	3.5	110	\$385.00	54.00	\$35.37
Melanie Segrave	3151	CapCo		535 Student	10/24/2023	1.00	3.75	110	\$412.50	54.00	\$35.37
Melanie Segrave	3151	CapCo		535 Student	10/30/2023	1.00	3.8	110	\$418.00	54.00	\$35.37
Melanie Segrave	3151	CapCo		510	10/18/2023	0.50	3.8	100	\$380.00	54.00	\$35.37
Melanie Segrave	3151	CapCo		510	10/25/2023	0.50	3.75	100	\$375.00	54.00	\$35.37
Melanie Segrave	3151	CapCo		535 Student	10/2/2023	1.25	3.25	110	\$357.50	76.00	\$49.78
Melanie Segrave	3151	CapCo		535 Student	10/6/2023	1.25	3.25	110	\$357.50	76.00	\$49.78
Melanie Segrave	3151	CapCo		535 Student	10/9/2023	1.25	3.25	110	\$357.50	76.00	\$49.78
Melanie Segrave	3151	CapCo		535 Student	10/13/2023	1.25	3.25	110	\$357.50	76.00	\$49.78
Melanie Segrave	3151	CapCo		535 Student	10/16/2023	1.25	3.05	110	\$335.50	76.00	\$49.78
Melanie Segrave	3151	CapCo		535 Student	10/20/2023	1.25	3.25	110	\$357.50	76.00	\$49.78
Melanie Segrave	3151	CapCo		535 Student	10/23/2023	1.25	3.05	110	\$335.50	76.00	\$49.78
Melanie Segrave	3151	CapCo		535 Student	10/27/2023	1.25	3.05	110	\$335.50	76.00	\$49.78
Melanie Segrave	3151	CapCo		535 Student	10/30/2023	1.25	3.05	110	\$335.50	76.00	\$49.78
Melissa Yepez	3151	CapCo		OT Services	10/20/2023	0.50	1	110	\$110.00		\$0.00
Melissa Yepez	3151	CapCo		OT Services	10/20/2023	0.50	1	110	\$110.00		\$0.00
Melissa Yepez	3151	CapCo		OT Services	10/27/2023	0.50	1	110	\$110.00		\$0.00
Melissa Yepez	3151	CapCo		OT Services	10/27/2023	0.50	0.5	110	\$55.00		\$0.00
Mercedes Allin	3151	CapCo		Speech Services	10/4/2023	0.50	1	110	\$110.00		\$0.00
Mercedes Allin	3151	CapCo		Speech Services	10/11/2023	0.50	1	110	\$110.00		\$0.00
Mercedes Allin	3151	CapCo		Speech Services	10/12/2023	0.50	1	110	\$110.00		\$0.00
Mercedes Allin	3151	CapCo		Speech Services	10/18/2023	0.50	1	110	\$110.00		\$0.00
Mercedes Allin	3151	CapCo		Speech Services	10/19/2023	0.50	1	110	\$110.00		\$0.00
Mercedes Allin	3151	CapCo		Speech Services	10/25/2023	0.50	1	110	\$110.00		\$0.00
Mercedes Allin	3151	CapCo		Speech Services	10/26/2023	0.50	1	110	\$110.00		\$0.00
Mercedes Allin	3151	CapCo		Speech Services	10/27/2023	0.50	0.5	110	\$55.00		\$0.00
Mercedes Allin	3151	CapCo		Speech Services	10/17/2023	0.50	0.5	110	\$55.00		\$0.00
Mercedes Allin	3151	CapCo		Speech Services	10/31/2023	0.50	1	110	\$110.00		\$0.00

CAPCO

BILLING INVOICE

Invoice #	3151	Bill To:	California Online Public School
Invoice Date:	10/31/2023		Attn: La Chelle Carter
Name:	El Paseo Children's Center Inc		
Mailing Address	74075 El Paseo Drive, Suite A2B		lacarter@calca.connectionsacademy.org
	Palm Desert, CA 92260		SPED-Finance@californiaops.org
Telephone	760-342-4900		abatin@calca.connectionsacademy.org

Provider	Invoice #	Region	Student	Service Type	Service	Actual	Billable Service	Hourly Fee	Amount Due	Miles	Miles
Mercedes Allin	3151	CapCo		Speech Services	10/2/2023	0.50	1	110	\$110.00		\$0.00
Mercedes Allin	3151	CapCo		Speech Services	10/9/2023	0.50	1	110	\$110.00		\$0.00
Mercedes Allin	3151	CapCo		Speech Services	10/16/2023	0.50	1	110	\$110.00		\$0.00
Mercedes Allin	3151	CapCo		Speech Services	10/23/2023	0.50	1	110	\$110.00		\$0.00
Mercedes Allin	3151	CapCo		Speech Services	10/30/2023	0.50	1	110	\$110.00		\$0.00
Mercedes Allin	3151	CapCo		Speech Services	10/9/2023	0.50	1	110	\$110.00		\$0.00
Mercedes Allin	3151	CapCo		Speech Services	10/12/2023	0.50	1	110	\$110.00		\$0.00
Mercedes Allin	3151	CapCo		Speech Services	10/16/2023	0.50	1	110	\$110.00		\$0.00
Mercedes Allin	3151	CapCo		Speech Services	10/19/2023	0.50	1	110	\$110.00		\$0.00
Mercedes Allin	3151	CapCo		Speech Services	10/26/2023	0.50	1	110	\$110.00		\$0.00
Mercedes Allin	3151	CapCo		Speech Services	10/2/2023	0.50	0.5	110	\$55.00		\$0.00
Mercedes Allin	3151	CapCo		Speech Services	10/30/2023	0.50	1	110	\$110.00		\$0.00
Mercedes Allin	3151	CapCo		Speech Services	10/12/2023	0.50	1	110	\$110.00		\$0.00
Mercedes Allin	3151	CapCo		Speech Services	10/13/2023	0.50	1	110	\$110.00		\$0.00
Mercedes Allin	3151	CapCo		Speech Services	10/19/2023	0.50	1	110	\$110.00		\$0.00
Mercedes Allin	3151	CapCo		Speech Services	10/26/2023	0.50	1	110	\$110.00		\$0.00
Mercedes Allin	3151	CapCo		Speech Services	10/27/2023	0.50	1	110	\$110.00		\$0.00
Mercedes Allin	3151	CapCo		Speech Services	10/14/2023	0.50	0.5	110	\$55.00		\$0.00
Mercedes Allin	3151	CapCo		Speech Services	10/4/2023	0.50	1	110	\$110.00		\$0.00
Mercedes Allin	3151	CapCo		Speech Services	10/11/2023	0.50	1	110	\$110.00		\$0.00
Mercedes Allin	3151	CapCo		Speech Services	10/13/2023	0.50	1	110	\$110.00		\$0.00
Mercedes Allin	3151	CapCo		Speech Services	10/18/2023	0.50	1	110	\$110.00		\$0.00
Mercedes Allin	3151	CapCo		Speech Services	10/9/2023	0.50	0.5	110	\$55.00		\$0.00
Mercedes Allin	3151	CapCo		Speech Services	10/27/2023	0.50	1	110	\$110.00		\$0.00
Mercedes Allin	3151	CapCo		Speech Services	10/25/2023	0.50	0.5	110	\$55.00		\$0.00
Mercedes Allin	3151	CapCo		Speech Services	10/30/2023	0.50	1	110	\$110.00		\$0.00
Mercedes Allin	3151	CapCo		Speech Services	10/12/2023	0.50	1	110	\$110.00		\$0.00
Mercedes Allin	3151	CapCo		Speech Services	10/19/2023	0.50	1	110	\$110.00		\$0.00
Mercedes Allin	3151	CapCo		Speech Services	10/26/2023	0.50	1	110	\$110.00		\$0.00
Mercedes Allin	3151	CapCo		Speech Services	10/2/2023	0.50	1	110	\$110.00		\$0.00
Mercedes Allin	3151	CapCo		Speech Services	10/9/2023	0.50	1	110	\$110.00		\$0.00
Mercedes Allin	3151	CapCo		Speech Services	10/10/2023	0.50	1	110	\$110.00		\$0.00
Mercedes Allin	3151	CapCo		Speech Services	10/13/2023	0.50	1	110	\$110.00		\$0.00
Mercedes Allin	3151	CapCo		Speech Services	10/27/2023	0.50	1	110	\$110.00		\$0.00
Mercedes Allin	3151	CapCo		Speech Services	10/18/2023	0.75	1	110	\$110.00		\$0.00
Mercedes Allin	3151	CapCo		Speech Services	10/4/2023	0.75	1	110	\$110.00		\$0.00
Mercedes Allin	3151	CapCo		Speech Services	10/11/2023	0.75	1	110	\$110.00		\$0.00
Mercedes Allin	3151	CapCo		Speech Services	10/25/2023	0.75	1	110	\$110.00		\$0.00
Mia Frimtzis	3151	CapCo		510	10/2/2023	0.50	1	100	\$100.00		\$0.00
Mia Frimtzis	3151	CapCo		510	10/9/2023	0.50	1	100	\$100.00		\$0.00

CAPCO

BILLING INVOICE

Invoice #	3151	Bill To:	California Online Public School
Invoice Date:	10/31/2023		Attn: La Chelle Carter
Name:	El Paseo Children's Center Inc		
Mailing Address	74075 El Paseo Drive, Suite A2B		lacarter@calca.connectionsacademy.org
	Palm Desert, CA 92260		SPED-Finance@californiaops.org
Telephone	760-342-4900		abatin@calca.connectionsacademy.org

Provider	Invoice #	Region	Student	Service Type	Service	Actual	Billable Service	Hourly Fee	Amount Due	Miles	Miles
Mia Frimtzis	3151	CapCo		510	10/16/2023	0.50	1	100	\$100.00		\$0.00
Mia Frimtzis	3151	CapCo		510	10/23/2023	0.50	1	100	\$100.00		\$0.00
Mia Frimtzis	3151	CapCo		510	10/30/2023	0.50	1	100	\$100.00		\$0.00
Mia Frimtzis	3151	CapCo		510	10/2/2023	0.75	1	100	\$100.00		\$0.00
Mia Frimtzis	3151	CapCo		510	10/9/2023	0.75	1	100	\$100.00		\$0.00
Mia Frimtzis	3151	CapCo		510	10/16/2023	0.75	1	100	\$100.00		\$0.00
Mia Frimtzis	3151	CapCo		510	10/23/2023	0.75	1	100	\$100.00		\$0.00
Mia Frimtzis	3151	CapCo		510	10/31/2023	0.75	1	100	\$100.00		\$0.00
Mia Frimtzis	3151	CapCo		510	10/5/2023	0.50	1	100	\$100.00		\$0.00
Mia Frimtzis	3151	CapCo		510	10/12/2023	0.50	1	100	\$100.00		\$0.00
Mia Frimtzis	3151	CapCo		510	10/19/2023	0.50	1	100	\$100.00		\$0.00
Mia Frimtzis	3151	CapCo		510	10/26/2023	0.50	1	100	\$100.00		\$0.00
Mia Frimtzis	3151	CapCo		510	10/5/2023	0.50	1	100	\$100.00		\$0.00
Mia Frimtzis	3151	CapCo		510	10/12/2023	0.50	1	100	\$100.00		\$0.00
Mia Frimtzis	3151	CapCo		510	10/19/2023	0.50	1	100	\$100.00		\$0.00
Mia Frimtzis	3151	CapCo		510	10/26/2023	0.50	1	100	\$100.00		\$0.00
Mia Frimtzis	3151	CapCo		510	10/19/2023	0.50	1	100	\$100.00		\$0.00
Mia Frimtzis	3151	CapCo		510	10/26/2023	0.50	1	100	\$100.00		\$0.00
Mia Frimtzis	3151	CapCo		510	10/10/2023	0.50	1	100	\$100.00		\$0.00
Mia Frimtzis	3151	CapCo		510	10/17/2023	0.50	1	100	\$100.00		\$0.00
Mia Frimtzis	3151	CapCo		510	10/24/2023	0.50	1	100	\$100.00		\$0.00
Mia Frimtzis	3151	CapCo		510	10/31/2023	0.50	1	100	\$100.00		\$0.00
Mia Frimtzis	3151	CapCo		510	10/10/2023	0.50	1	100	\$100.00		\$0.00
Mia Frimtzis	3151	CapCo		510	10/2/2023	0.50	1	100	\$100.00		\$0.00
Mia Frimtzis	3151	CapCo		510	10/9/2023	0.50	1	100	\$100.00		\$0.00
Mia Frimtzis	3151	CapCo		510	10/16/2023	0.50	1	100	\$100.00		\$0.00
Mia Frimtzis	3151	CapCo		510	10/23/2023	0.50	1	100	\$100.00		\$0.00
Mia Frimtzis	3151	CapCo		510	10/30/2023	0.50	1	100	\$100.00		\$0.00
Mia Frimtzis	3151	CapCo		510	10/3/2023	0.50	1	100	\$100.00		\$0.00
Mia Frimtzis	3151	CapCo		520	10/3/2023	1.00	1	120	\$120.00		\$0.00
Mia Frimtzis	3151	CapCo		510	10/10/2023	0.50	1	100	\$100.00		\$0.00
Mia Frimtzis	3151	CapCo		520	10/10/2023	1.00	1	120	\$120.00		\$0.00
Mia Frimtzis	3151	CapCo		510	10/17/2023	0.50	1	100	\$100.00		\$0.00
Mia Frimtzis	3151	CapCo		520	10/17/2023	1.00	1	120	\$120.00		\$0.00
Mia Frimtzis	3151	CapCo		510	10/24/2023	0.50	1	100	\$100.00		\$0.00
Mia Frimtzis	3151	CapCo		520	10/24/2023	1.00	1	120	\$120.00		\$0.00
Mia Frimtzis	3151	CapCo		510	10/31/2023	0.50	1	100	\$100.00		\$0.00
Mia Frimtzis	3151	CapCo		520	10/31/2023	1.00	1	120	\$120.00		\$0.00
Mia Frimtzis	3151	CapCo		510	10/4/2023	0.50	1	100	\$100.00		\$0.00
Mia Frimtzis	3151	CapCo		510	10/18/2023	0.50	1	100	\$100.00		\$0.00

CAPCO

BILLING INVOICE

Invoice #	3151	Bill To:	California Online Public School
Invoice Date:	10/31/2023		Attn: La Chelle Carter
Name:	El Paseo Children's Center Inc		
Mailing Address	74075 El Paseo Drive, Suite A2B		lacarter@calca.connectionsacademy.org
	Palm Desert, CA 92260		SPED-Finance@californiaops.org
Telephone	760-342-4900		abatin@calca.connectionsacademy.org

Provider	Invoice #	Region	Student	Service Type	Service	Actual	Billable Service	Hourly Fee	Amount Due	Miles	Miles
Mia Frimtzis	3151	CapCo		IEP Meeting	10/3/2023	1.00	1	100	\$100.00		\$0.00
Mia Frimtzis	3151	CapCo		IEP Meeting	10/12/2023	1.00	1	100	\$100.00		\$0.00
Mia Frimtzis	3151	CapCo		IEP Meeting	10/12/2023	1.00	1	100	\$100.00		\$0.00
Mia Frimtzis	3151	CapCo		IEP Meeting	10/24/2023	0.50	0.5	100	\$50.00		\$0.00
Mia Frimtzis	3151	CapCo		IEP Meeting	10/9/2023	1.00	1	100	\$100.00		\$0.00
Michael Saunders	3151	CapCo		425 APE Services	10/5/2023	0.50	1	110	\$110.00		\$0.00
Michael Saunders	3151	CapCo		425 APE Services	10/12/2023	0.50	1	110	\$110.00		\$0.00
Michael Saunders	3151	CapCo		425 APE Services	10/19/2023	0.50	1	110	\$110.00		\$0.00
Michael Saunders	3151	CapCo		425 APE Services	10/5/2023	0.50	1	110	\$110.00		\$0.00
Michael Saunders	3151	CapCo		425 APE Services	10/12/2023	0.50	1	110	\$110.00		\$0.00
Michael Saunders	3151	CapCo		425 APE Services	10/19/2023	0.50	1	110	\$110.00		\$0.00
Michael Saunders	3151	CapCo		425 APE Services	10/26/2023	0.50	1	110	\$110.00		\$0.00
Michael Saunders	3151	CapCo		APE Services	10/18/2023	0.33	1	110	\$110.00		\$0.00
Michael Saunders	3151	CapCo		APE Services	10/25/2023	0.33	1	110	\$110.00		\$0.00
Michael Saunders	3151	CapCo		APE Services	10/4/2023	0.40	1	110	\$110.00		\$0.00
Michael Saunders	3151	CapCo		APE Services	10/11/2023	0.40	1	110	\$110.00		\$0.00
Michael Saunders	3151	CapCo		425 APE Services	10/6/2023	0.50	1	110	\$110.00		\$0.00
Michael Saunders	3151	CapCo		425 APE Services	10/13/2023	0.50	1	110	\$110.00		\$0.00
Michael Saunders	3151	CapCo		IEP Meeting	10/5/2023	1.00	1	100	\$100.00		\$0.00
Michael Saunders	3151	CapCo		IEP Meeting	10/19/2023	1.00	1	100	\$100.00		\$0.00
Michael Saunders	3151	CapCo		IEP Meeting	10/24/2023	1.00	1	100	\$100.00		\$0.00
Mikayla Bell (Schramm)	3151	CapCo		IEP Meeting	10/23/2023	1.00	1	100	\$100.00		\$0.00
Mikayla Bell (Schramm)	3151	CapCo		IEP Meeting	10/26/2023	1.00	1	100	\$100.00		\$0.00
Mikayla Bell (Schramm)	3151	CapCo		IEP Meeting	10/23/2023	1.00	1	100	\$100.00		\$0.00
Mikayla Bell (Schramm)	3151	CapCo		IEP Meeting	10/30/2023	1.00	1	100	\$100.00		\$0.00
Monique Nguyen	3151	CapCo		OT Assessment	10/13/2023	1.00	10.5	110	\$1,155.00		\$0.00
Monique Nguyen	3151	CapCo		OT Services	10/17/2023	1.00	2.5	110	\$275.00	66.00	\$43.23
Monique Nguyen	3151	CapCo		OT Services	10/25/2023	1.00	2.5	110	\$275.00	66.00	\$43.23
Monique Nguyen	3151	CapCo		OT Services	10/11/2023	1.00	2.5	110	\$275.00	66.00	\$43.23
Monique Nguyen	3151	CapCo		IEP Meeting	10/13/2023	1.00	1	100	\$100.00		\$0.00
Nadia Rojas	3151	CapCo		ECP	10/5/2023	2.00	2	110	\$220.00		\$0.00
Nadia Rojas	3151	CapCo		ECP	10/4/2023	1.50	1.5	110	\$165.00		\$0.00
Nadia Rojas	3151	CapCo		ECP	10/14/2023	1.50	1.5	110	\$165.00		\$0.00
Nadia Rojas	3151	CapCo		ECP	10/21/2023	1.50	1.5	110	\$165.00		\$0.00
Nadia Rojas	3151	CapCo		ECP	10/21/2023	1.50	1.5	110	\$165.00		\$0.00
Nadia Rojas	3151	CapCo		ECP	10/25/2023	1.50	1.5	110	\$165.00		\$0.00
Nadia Rojas	3151	CapCo		Nursing Assessment Flat	10/7/2023	n/a	n/a	n/a	\$500.00		\$0.00
Nadia Rojas	3151	CapCo		Nurse Assessments-Travel/Mileage	10/7/2023	1.36	1.36	110	\$149.60	70.00	\$45.85
Nadia Rojas	3151	CapCo		Nursing Assessment Flat	10/14/2023	n/a	n/a	n/a	\$500.00		\$0.00
Nadia Rojas	3151	CapCo		Nurse Assessments-Travel/Mileage	10/14/2023	1.25	1.25	110	\$137.50	74.00	\$48.47

CAPCO

BILLING INVOICE

Invoice #	3151	Bill To:	California Online Public School
Invoice Date:	10/31/2023		Attn: La Chelle Carter
Name:	El Paseo Children's Center Inc		
Mailing Address	74075 El Paseo Drive, Suite A2B		lacarter@calca.connectionsacademy.org
	Palm Desert, CA 92260		SPED-Finance@californiaops.org
Telephone	760-342-4900		abatin@calca.connectionsacademy.org

Provider	Invoice #	Region	Student	Service Type	Service	Actual	Billable Service	Hourly Fee	Amount Due	Miles	Miles
Nadia Rojas	3151	CapCo		Nursing Assessment Flat	10/2/2023	n/a	n/a	n/a	\$500.00		\$0.00
Nadia Rojas	3151	CapCo		Nurse Assessments-Travel/Mileage	10/2/2023	2.01	2.01	110	\$221.10	80.00	\$52.40
Nadia Rojas	3151	CapCo		Nursing Assessment Flat	10/12/2023	n/a	n/a	n/a	\$500.00		\$0.00
Nadia Rojas	3151	CapCo		Nursing Assessment Flat	10/10/2023	n/a	n/a	n/a	\$500.00		\$0.00
Nadia Rojas	3151	CapCo		Nursing Assessment Flat	10/16/2023	n/a	n/a	n/a	\$500.00		\$0.00
Nadia Rojas	3151	CapCo		Nurse Assessments-Travel/Mileage	10/16/2023	1.66	1.66	110	\$182.60	71.00	\$46.51
Nadia Rojas	3151	CapCo		Nursing Assessment Flat	10/17/2023	n/a	n/a	n/a	\$500.00		\$0.00
Nadia Rojas	3151	CapCo		Nurse Assessments-Travel/Mileage	10/17/2023	1.98	1.98	110	\$217.80	72.00	\$47.16
Nadia Rojas	3151	CapCo		Nursing Assessment Flat	10/21/2023	n/a	n/a	n/a	\$500.00		\$0.00
Nadia Rojas	3151	CapCo		Nurse Assessments-Travel/Mileage	10/21/2023	0.88	0.88	110	\$96.80	48.00	\$31.44
Nadia Rojas	3151	CapCo		Nursing Assessment Flat	10/21/2023	n/a	n/a	n/a	\$500.00		\$0.00
Nadia Rojas	3151	CapCo		Nurse Assessments-Travel/Mileage	10/21/2023	0.18	0.18	110	\$19.80	6.70	\$4.39
Nadia Rojas	3151	CapCo		Nursing Assessment Flat	10/21/2023	n/a	n/a	n/a	\$500.00		\$0.00
Nadia Rojas	3151	CapCo		Nurse Assessments-Travel/Mileage	10/21/2023	1.90	1.9	110	\$209.00	87.00	\$56.99
Nadia Rojas	3151	CapCo		Nursing Assessment Flat	10/24/2023	n/a	n/a	n/a	\$500.00		\$0.00
Nadia Rojas	3151	CapCo		Nurse Assessments-Travel/Mileage	10/24/2023	2.40	2.4	110	\$264.00	90.00	\$58.95
Nadia Rojas	3151	CapCo		Nursing Assessment Flat	10/25/2023	n/a	n/a	n/a	\$500.00		\$0.00
Nadia Rojas	3151	CapCo		Nurse Assessments-Travel/Mileage	10/25/2023	3.10	3.1	110	\$341.00	168.00	\$110.04
Nadia Rojas	3151	CapCo		Nursing Assessment Flat	10/28/2023	n/a	n/a	n/a	\$500.00		\$0.00
Nadia Rojas	3151	CapCo		Nurse Assessments-Travel/Mileage	10/28/2023	0.33	0.33	110	\$36.30	16.00	\$10.48
Nadia Rojas	3151	CapCo		Nursing Assessment Flat	10/28/2023	n/a	n/a	n/a	\$500.00		\$0.00
Nadia Rojas	3151	CapCo		Nurse Assessments-Travel/Mileage	10/28/2023	1.36	1.36	110	\$149.60	79.00	\$51.75
Nadia Rojas	3151	CapCo		Nursing Assessment Flat	10/28/2023	n/a	n/a	n/a	\$500.00		\$0.00
Nadia Rojas	3151	CapCo		Nurse Assessments-Travel/Mileage	10/28/2023	0.66	0.66	110	\$72.60	21.00	\$13.76
Nadia Rojas	3151	CapCo		Nursing Assessment Flat	10/28/2023	n/a	n/a	n/a	\$500.00		\$0.00
Nadia Rojas	3151	CapCo		Nurse Assessments-Travel/Mileage	10/28/2023	0.81	0.81	110	\$89.10	23.00	\$15.07
Nikita Jones	3151	CapCo		OT Services	10/3/2023	0.50	1	110	\$110.00		\$0.00
Nikita Jones	3151	CapCo		OT Services	10/17/2023	0.50	1	110	\$110.00		\$0.00
Nikita Jones	3151	CapCo		OT Services	10/31/2023	0.50	1	110	\$110.00		\$0.00
Nikita Jones	3151	CapCo		OT Services	10/10/2023	0.50	1	110	\$110.00		\$0.00
Nikita Jones	3151	CapCo		OT Services	10/3/2023	0.50	0.5	110	\$55.00		\$0.00
Nikita Jones	3151	CapCo		OT Services	10/17/2023	0.50	1	110	\$110.00		\$0.00
Nikita Jones	3151	CapCo		OT Services	10/24/2023	0.50	1	110	\$110.00		\$0.00
Nikita Jones	3151	CapCo		OT Services	10/31/2023	0.50	1	110	\$110.00		\$0.00
Nikita Jones	3151	CapCo		OT Services	10/5/2023	0.50	1	110	\$110.00		\$0.00
Nikita Jones	3151	CapCo		OT Services	10/12/2023	0.50	1	110	\$110.00		\$0.00
Nikita Jones	3151	CapCo		OT Services	10/26/2023	0.50	1	110	\$110.00		\$0.00
Nikita Jones	3151	CapCo		OT Services	10/19/2023	0.50	0.5	110	\$55.00		\$0.00
Nikita Jones	3151	CapCo		OT Services	10/25/2023	0.25	1	110	\$110.00		\$0.00
Nikita Jones	3151	CapCo		OT Services	10/9/2023	1.00	1	110	\$110.00		\$0.00

CAPCO

BILLING INVOICE

Invoice #	3151	Bill To:	California Online Public School
Invoice Date:	10/31/2023		Attn: La Chelle Carter
Name:	El Paseo Children's Center Inc		
Mailing Address	74075 El Paseo Drive, Suite A2B		lacarter@calca.connectionsacademy.org
	Palm Desert, CA 92260		SPED-Finance@californiaops.org
Telephone	760-342-4900		abatin@calca.connectionsacademy.org

Provider	Invoice #	Region	Student	Service Type	Service	Actual	Billable Service	Hourly Fee	Amount Due	Miles	Miles
Nikita Jones	3151	CapCo		OT Services	10/10/2023	0.25	1	110	\$110.00		\$0.00
Nikita Jones	3151	CapCo		OT Services	10/3/2023	0.25	0.5	110	\$55.00		\$0.00
Nikita Jones	3151	CapCo		OT Services	10/17/2023	0.25	1	110	\$110.00		\$0.00
Nikita Jones	3151	CapCo		OT Services	10/24/2023	0.25	1	110	\$110.00		\$0.00
Nikita Jones	3151	CapCo		OT Services	10/31/2023	0.25	1	110	\$110.00		\$0.00
Nikita Jones	3151	CapCo		OT Services	10/31/2023	0.50	1	110	\$110.00		\$0.00
Nikita Jones	3151	CapCo		OT Services	10/2/2023	0.33	1	110	\$110.00		\$0.00
Nikita Jones	3151	CapCo		OT Services	10/9/2023	0.33	1	110	\$110.00		\$0.00
Nikita Jones	3151	CapCo		OT Services	10/23/2023	0.33	1	110	\$110.00		\$0.00
Nikita Jones	3151	CapCo		OT Services	10/30/2023	0.33	1	110	\$110.00		\$0.00
Nikita Jones	3151	CapCo		OT Services	10/16/2023	0.33	1	110	\$110.00		\$0.00
Nikita Jones	3151	CapCo		OT Services	10/4/2023	0.50	1	110	\$110.00		\$0.00
Nikita Jones	3151	CapCo		OT Services	10/18/2023	0.50	0.5	110	\$55.00		\$0.00
Nikita Jones	3151	CapCo		OT Services	10/2/2023	0.50	1	110	\$110.00		\$0.00
Nikita Jones	3151	CapCo		OT Services	10/5/2023	0.50	1	110	\$110.00		\$0.00
Nikita Jones	3151	CapCo		OT Services	10/12/2023	0.50	1	110	\$110.00		\$0.00
Nikita Jones	3151	CapCo		OT Services	10/9/2023	0.50	0.5	110	\$55.00		\$0.00
Nikita Jones	3151	CapCo		OT Services	10/16/2023	0.50	1	110	\$110.00		\$0.00
Nikita Jones	3151	CapCo		OT Services	10/19/2023	0.50	1	110	\$110.00		\$0.00
Nikita Jones	3151	CapCo		OT Services	10/23/2023	0.50	1	110	\$110.00		\$0.00
Nikita Jones	3151	CapCo		OT Services	10/26/2023	0.50	1	110	\$110.00		\$0.00
Nikita Jones	3151	CapCo		OT Services	10/30/2023	0.50	1	110	\$110.00		\$0.00
Nikita Jones	3151	CapCo		OT Services	10/3/2023	0.50	0.5	110	\$55.00		\$0.00
Nikita Jones	3151	CapCo		OT Services	10/9/2023	0.50	1	110	\$110.00		\$0.00
Nikita Jones	3151	CapCo		OT Services	10/23/2023	0.50	0.5	110	\$55.00		\$0.00
Nikita Jones	3151	CapCo		OT Services	10/18/2023	0.50	0.5	110	\$55.00		\$0.00
Nikita Jones	3151	CapCo		OT Services	10/25/2023	0.50	0.5	110	\$55.00		\$0.00
Nikita Jones	3151	CapCo		OT Services	10/4/2023	0.50	0.5	110	\$55.00		\$0.00
Nikita Jones	3151	CapCo		OT Services	10/11/2023	0.50	0.5	110	\$55.00		\$0.00
Nikita Jones	3151	CapCo		OT Services	10/2/2023	0.33	1	110	\$110.00		\$0.00
Nikita Jones	3151	CapCo		OT Services	10/9/2023	0.50	1	110	\$110.00		\$0.00
Nikita Jones	3151	CapCo		OT Services	10/16/2023	0.50	1	110	\$110.00		\$0.00
Nikita Jones	3151	CapCo		OT Services	10/30/2023	0.50	0.5	110	\$55.00		\$0.00
Nikita Jones	3151	CapCo		OT Services	10/5/2023	0.50	1	110	\$110.00		\$0.00
Nikita Jones	3151	CapCo		OT Services	10/12/2023	0.50	1	110	\$110.00		\$0.00
Nikita Jones	3151	CapCo		OT Services	10/19/2023	0.50	1	110	\$110.00		\$0.00
Nikita Jones	3151	CapCo		OT Services	10/26/2023	0.50	1	110	\$110.00		\$0.00
Nikita Jones	3151	CapCo		OT Services	10/4/2023	0.50	1	110	\$110.00		\$0.00
Nikita Jones	3151	CapCo		OT Services	10/11/2023	0.50	1	110	\$110.00		\$0.00
Nikita Jones	3151	CapCo		OT Services	10/18/2023	0.50	1	110	\$110.00		\$0.00

CAPCO

BILLING INVOICE

Invoice #	3151	Bill To:	California Online Public School
Invoice Date:	10/31/2023		Attn: La Chelle Carter
Name:	El Paseo Children's Center Inc		
Mailing Address	74075 El Paseo Drive, Suite A2B		lacarter@calca.connectionsacademy.org
	Palm Desert, CA 92260		SPED-Finance@californiaops.org
Telephone	760-342-4900		abatin@calca.connectionsacademy.org

Provider	Invoice #	Region	Student	Service Type	Service	Actual	Billable Service	Hourly Fee	Amount Due	Miles	Miles
Nikita Jones	3151	CapCo		OT Services	10/25/2023	0.50	1	110	\$110.00		\$0.00
Nikita Jones	3151	CapCo		OT Services	10/5/2023	0.33	1	110	\$110.00		\$0.00
Nikita Jones	3151	CapCo		OT Services	10/12/2023	0.33	1	110	\$110.00		\$0.00
Nikita Jones	3151	CapCo		OT Services	10/19/2023	0.50	1	110	\$110.00		\$0.00
Nikita Jones	3151	CapCo		OT Services	10/26/2023	0.50	1	110	\$110.00		\$0.00
Nikita Jones	3151	CapCo		OT Services	10/11/2023	0.50	0.5	110	\$55.00		\$0.00
Nikita Jones	3151	CapCo		OT Services	10/25/2023	0.50	0.5	110	\$55.00		\$0.00
Nikita Jones	3151	CapCo		OT Services	10/4/2023	0.50	1	110	\$110.00		\$0.00
Nikita Jones	3151	CapCo		OT Services	10/18/2023	0.50	1	110	\$110.00		\$0.00
Nikita Jones	3151	CapCo		OT Services	10/5/2023	0.50	1	110	\$110.00		\$0.00
Patricia Slaback	3151	CapCo		740 OI Services	10/30/2023	0.50	1	110	\$110.00		\$0.00
Patricia Slaback	3151	CapCo		740 OI Services	10/30/2023	0.25	1	110	\$110.00		\$0.00
Patricia Renee Crouch	3151	CapCo		IEP Meeting	10/18/2023	1.00	1	100	\$100.00		\$0.00
Penny Lopez	3151	CapCo		Speech Services	10/4/2023	0.50	1	110	\$110.00		\$0.00
Penny Lopez	3151	CapCo		Speech Services	10/11/2023	0.50	1	110	\$110.00		\$0.00
Penny Lopez	3151	CapCo		Speech Services	10/18/2023	0.50	1	110	\$110.00		\$0.00
Penny Lopez	3151	CapCo		Speech Services	10/4/2023	0.50	1	110	\$110.00		\$0.00
Penny Lopez	3151	CapCo		Speech Services	10/11/2023	0.50	1	110	\$110.00		\$0.00
Penny Lopez	3151	CapCo		Speech Services	10/18/2023	0.50	1	110	\$110.00		\$0.00
Penny Lopez	3151	CapCo		Speech Services	10/4/2023	0.50	0.5	110	\$55.00		\$0.00
Penny Lopez	3151	CapCo		Speech Services	10/11/2023	0.50	0.5	110	\$55.00		\$0.00
Penny Lopez	3151	CapCo		Speech Services	10/18/2023	0.50	0.5	110	\$55.00		\$0.00
Penny Lopez	3151	CapCo		Speech Services	10/4/2023	0.50	1	110	\$110.00		\$0.00
Penny Lopez	3151	CapCo		Speech Services	10/11/2023	0.50	1	110	\$110.00		\$0.00
Penny Lopez	3151	CapCo		Speech Services	10/18/2023	0.50	1	110	\$110.00		\$0.00
Penny Lopez	3151	CapCo		Speech Services	10/25/2023	0.50	1	110	\$110.00		\$0.00
Penny Lopez	3151	CapCo		Speech Services	9/13/2023	0.50	1	110	\$110.00		\$0.00
Penny Lopez	3151	CapCo		Speech Services	9/20/2023	0.50	1	110	\$110.00		\$0.00
Penny Lopez	3151	CapCo		Speech Services	9/27/2023	0.50	1	110	\$110.00		\$0.00
Ricky Rueda	3151	CapCo		535 Student	10/18/2023	0.50	1	110	\$110.00		\$0.00
Ricky Rueda	3151	CapCo		535 Student	10/25/2023	0.50	1	110	\$110.00		\$0.00
Sarah Sabaghzadeh	3151	CapCo		515 Couns & Guide	10/3/2023	0.50	1	95	\$95.00		\$0.00
Sarah Sabaghzadeh	3151	CapCo		510	10/2/2023	1.00	0.5	100	\$50.00		\$0.00
Sarah Sabaghzadeh	3151	CapCo		510	10/9/2023	1.00	1	100	\$100.00		\$0.00
Sarah Sabaghzadeh	3151	CapCo		510	10/16/2023	1.00	0.5	100	\$50.00		\$0.00
Sarah Sabaghzadeh	3151	CapCo		510	10/23/2023	1.00	1	100	\$100.00		\$0.00
Sarah Sabaghzadeh	3151	CapCo		510	10/30/2023	1.00	0.5	100	\$50.00		\$0.00
Sarah Sabaghzadeh	3151	CapCo		515 Couns & Guide	10/3/2023	0.50	1	95	\$95.00		\$0.00
Sarah Sabaghzadeh	3151	CapCo		515 Couns & Guide	10/10/2023	0.50	1	95	\$95.00		\$0.00
Sarah Sabaghzadeh	3151	CapCo		515 Couns & Guide	10/17/2023	0.50	1	95	\$95.00		\$0.00

CAPCO

BILLING INVOICE

Invoice #	3151	Bill To:	California Online Public School
Invoice Date:	10/31/2023		Attn: La Chelle Carter
Name:	El Paseo Children's Center Inc		
Mailing Address	74075 El Paseo Drive, Suite A2B		lacarter@calca.connectionsacademy.org
	Palm Desert, CA 92260		SPED-Finance@californiaops.org
Telephone	760-342-4900		abatin@calca.connectionsacademy.org

Provider	Invoice #	Region	Student	Service Type	Service	Actual	Billable Service	Hourly Fee	Amount Due	Miles	Miles
Sarah Sabaghzadeh	3151	CapCo		515 Couns & Guide	10/24/2023	0.50	1	95	\$95.00		\$0.00
Sarah Sabaghzadeh	3151	CapCo		515 Couns & Guide	10/31/2023	0.50	1	95	\$95.00		\$0.00
Sarah Sabaghzadeh	3151	CapCo		510	10/5/2023	0.50	1	100	\$100.00		\$0.00
Sarah Sabaghzadeh	3151	CapCo		510	10/12/2023	0.50	1	100	\$100.00		\$0.00
Sarah Sabaghzadeh	3151	CapCo		510	10/19/2023	0.50	1	100	\$100.00		\$0.00
Sarah Sabaghzadeh	3151	CapCo		510	10/26/2023	0.50	1	100	\$100.00		\$0.00
Sarah Sabaghzadeh	3151	CapCo		515 Couns & Guide	10/3/2023	0.50	1	95	\$95.00		\$0.00
Sarah Sabaghzadeh	3151	CapCo		515 Couns & Guide	10/31/2023	0.50	1	95	\$95.00		\$0.00
Sarah Sabaghzadeh	3151	CapCo		515 Couns & Guide	10/3/2023	0.50	1	95	\$95.00		\$0.00
Sarah Sabaghzadeh	3151	CapCo		515 Couns & Guide	10/17/2023	0.25	1	95	\$95.00		\$0.00
Sarah Sabaghzadeh	3151	CapCo		515 Couns & Guide	10/24/2023	0.50	0.5	95	\$47.50		\$0.00
Sarah Sabaghzadeh	3151	CapCo		515 Couns & Guide	10/31/2023	0.50	1	95	\$95.00		\$0.00
Sarah Sabaghzadeh	3151	CapCo		515 Couns & Guide	10/3/2023	0.50	1	95	\$95.00		\$0.00
Sarah Sabaghzadeh	3151	CapCo		515 Couns & Guide	10/10/2023	0.50	1	95	\$95.00		\$0.00
Sarah Sabaghzadeh	3151	CapCo		515 Couns & Guide	10/17/2023	0.50	1	95	\$95.00		\$0.00
Sarah Sabaghzadeh	3151	CapCo		515 Couns & Guide	10/24/2023	0.50	1	95	\$95.00		\$0.00
Sarah Sabaghzadeh	3151	CapCo		515 Couns & Guide	10/31/2023	0.50	1	95	\$95.00		\$0.00
Sarah Sabaghzadeh	3151	CapCo		510	10/3/2023	0.50	1	100	\$100.00		\$0.00
Sarah Sabaghzadeh	3151	CapCo		510	10/10/2023	0.50	1	100	\$100.00		\$0.00
Sarah Sabaghzadeh	3151	CapCo		510	10/17/2023	0.50	0.5	100	\$50.00		\$0.00
Sarah Sabaghzadeh	3151	CapCo		510	10/24/2023	0.50	0.5	100	\$50.00		\$0.00
Sarah Sabaghzadeh	3151	CapCo		510	10/31/2023	0.50	0.5	100	\$50.00		\$0.00
Sarah Sabaghzadeh	3151	CapCo		510	10/10/2023	0.50	1	100	\$100.00		\$0.00
Sarah Sabaghzadeh	3151	CapCo		510	10/17/2023	0.50	0.5	100	\$50.00		\$0.00
Sarah Sabaghzadeh	3151	CapCo		510	10/24/2023	0.50	1	100	\$100.00		\$0.00
Sarah Sabaghzadeh	3151	CapCo		510	10/31/2023	0.50	0.5	100	\$50.00		\$0.00
Sarah Sabaghzadeh	3151	CapCo		515 Couns & Guide	10/3/2023	0.50	1	95	\$95.00		\$0.00
Sarah Sabaghzadeh	3151	CapCo		515 Couns & Guide	10/10/2023	0.50	1	95	\$95.00		\$0.00
Sarah Sabaghzadeh	3151	CapCo		515 Couns & Guide	10/17/2023	0.50	1	95	\$95.00		\$0.00
Sarah Sabaghzadeh	3151	CapCo		515 Couns & Guide	10/24/2023	0.50	1	95	\$95.00		\$0.00
Sarah Sabaghzadeh	3151	CapCo		515 Couns & Guide	10/31/2023	0.50	1	95	\$95.00		\$0.00
Shanna Hottinger	3151	CapCo		ECP	10/17/2023	1.50	1.5	110	\$165.00		\$0.00
Shanna Hottinger	3151	CapCo		ECP	10/17/2023	1.50	1.5	110	\$165.00		\$0.00
Shanna Hottinger	3151	CapCo		ECP	10/17/2023	1.50	1.5	110	\$165.00		\$0.00
Shanna Hottinger	3151	CapCo		ECP	10/19/2023	1.50	1.5	110	\$165.00		\$0.00
Shanna Hottinger	3151	CapCo		ECP	10/19/2023	1.50	1.5	110	\$165.00		\$0.00
Shanna Hottinger	3151	CapCo		ECP	10/19/2023	1.50	1.5	110	\$165.00		\$0.00
Shanna Hottinger	3151	CapCo		ECP	10/19/2023	1.50	1.5	110	\$165.00		\$0.00
Shanna Hottinger	3151	CapCo		ECP	10/26/2023	1.50	1.5	110	\$165.00		\$0.00
Shanna Hottinger	3151	CapCo		Nursing Assessment Flat	10/20/2023	n/a	n/a	n/a	\$500.00		\$0.00

CAPCO

BILLING INVOICE

Invoice #	3151	Bill To:	California Online Public School
Invoice Date:	10/31/2023		Attn: La Chelle Carter
Name:	El Paseo Children's Center Inc		
Mailing Address	74075 El Paseo Drive, Suite A2B		lacarter@calca.connectionsacademy.org
	Palm Desert, CA 92260		SPED-Finance@californiaops.org
Telephone	760-342-4900		abatin@calca.connectionsacademy.org

Provider	Invoice #	Region	Student	Service Type	Service	Actual	Billable Service	Hourly Fee	Amount Due	Miles	Miles
Shanna Hottinger	3151	CapCo	[REDACTED]	Nursing Assessment Flat	10/1/2023	n/a	n/a	n/a	\$500.00		\$0.00
Shanna Hottinger	3151	CapCo	[REDACTED]	Nursing Assessment Flat	10/21/2023	n/a	n/a	n/a	\$500.00		\$0.00
Shanna Hottinger	3151	CapCo	[REDACTED]	Nurse Assessments-Travel/Mileage	10/21/2023	1.00	1	110	\$110.00	21.40	\$14.02
Shanna Hottinger	3151	CapCo	[REDACTED]	Nursing Assessment Flat	10/18/2023	n/a	n/a	n/a	\$500.00		\$0.00
Shanna Hottinger	3151	CapCo	[REDACTED]	Nurse Assessments-Travel/Mileage	10/18/2023	0.50	0.5	110	\$55.00	12.40	\$8.12
Shanna Hottinger	3151	CapCo	[REDACTED]	Nursing Assessment Flat	10/19/2023	n/a	n/a	n/a	\$500.00		\$0.00
Shanna Hottinger	3151	CapCo	[REDACTED]	Nurse Assessments-Travel/Mileage	10/19/2023	1.50	1.5	110	\$165.00	51.00	\$33.41
Shelbi Casados	3151	CapCo	[REDACTED]	Speech Assessment	10/25/2023	10.50	10.5	110	\$1,155.00		\$0.00
Shelbi Casados	3151	CapCo	[REDACTED]	Speech Services	10/12/2023	0.50	1	110	\$110.00		\$0.00
Shelbi Casados	3151	CapCo	[REDACTED]	Speech Services	10/17/2023	0.50	1	110	\$110.00		\$0.00
Shelbi Casados	3151	CapCo	[REDACTED]	Speech Services	10/27/2023	0.50	1	110	\$110.00		\$0.00
Shelbi Casados	3151	CapCo	[REDACTED]	Speech Services	10/31/2023	0.50	1	110	\$110.00		\$0.00
Stacy Anne Viray	3151	CapCo	[REDACTED]	OT Assessment	10/5/2023	10.50	10.5	110	\$1,155.00		\$0.00
Stacy Anne Viray	3151	CapCo	[REDACTED]	IEP Meeting	10/9/2023	1.00	1	100	\$100.00		\$0.00
Syndi Shefer	3151	CapCo	[REDACTED]	Speech Services	10/25/2023	0.50	1	110	\$110.00		\$0.00
Syndi Shefer	3151	CapCo	[REDACTED]	Speech Services	10/26/2023	0.50	1	110	\$110.00		\$0.00
Teresa Nicolle	3151	CapCo	[REDACTED]	Nursing Assessment Flat	9/30/2023	n/a	n/a	n/a	\$500.00		\$0.00
Teresa Nicolle	3151	CapCo	[REDACTED]	Nurse Assessments-Travel/Mileage	9/30/2023	1.74	1.75	110	\$192.50	89.20	\$58.43
Teresa Nicolle	3151	CapCo	[REDACTED]	Nursing Assessment Flat	9/30/2023	n/a	n/a	n/a	\$500.00		\$0.00
Teresa Nicolle	3151	CapCo	[REDACTED]	Nurse Assessments-Travel/Mileage	9/30/2023	1.75	1.75	110	\$192.50	82.10	\$53.78
Teresa Nicolle	3151	CapCo	[REDACTED]	Nursing Assessment Flat	10/12/2023	n/a	n/a	n/a	\$500.00		\$0.00
Teresa Nicolle	3151	CapCo	[REDACTED]	Nurse Assessments-Travel/Mileage	10/12/2023	1.00	1	110	\$110.00	41.60	\$27.25
Teresa Nicolle	3151	CapCo	[REDACTED]	Nursing Assessment Flat	10/26/2023	n/a	n/a	n/a	\$500.00		\$0.00
Teresa Nicolle	3151	CapCo	[REDACTED]	Nurse Assessments-Travel/Mileage	10/26/2023	2.25	2.25	110	\$247.50	116.00	\$75.98
Teresa Nicolle	3151	CapCo	[REDACTED]	Nursing Assessment Flat	10/19/2023	n/a	n/a	n/a	\$500.00		\$0.00
Terrie Schoch	3151	CapCo	[REDACTED]	510	10/3/2023	0.50	1	100	\$100.00		\$0.00
Terrie Schoch	3151	CapCo	[REDACTED]	510	10/17/2023	0.50	1	100	\$100.00		\$0.00
Terrie Schoch	3151	CapCo	[REDACTED]	515	10/31/2023	0.50	1	95	\$95.00		\$0.00
Terrie Schoch	3151	CapCo	[REDACTED]	515	10/2/2023	0.50	0.5	95	\$47.50		\$0.00
Terrie Schoch	3151	CapCo	[REDACTED]	515	10/9/2023	0.50	0.5	95	\$47.50		\$0.00
Terrie Schoch	3151	CapCo	[REDACTED]	515	10/23/2023	0.50	1	95	\$95.00		\$0.00
Terrie Schoch	3151	CapCo	[REDACTED]	515	10/30/2023	0.50	1	95	\$95.00		\$0.00
Terrie Schoch	3151	CapCo	[REDACTED]	515	10/16/2023	0.50	1	95	\$95.00		\$0.00
Terrie Schoch	3151	CapCo	[REDACTED]	510	10/4/2023	1.00	1	100	\$100.00		\$0.00
Terrie Schoch	3151	CapCo	[REDACTED]	510	10/5/2023	0.50	1	100	\$100.00		\$0.00
Terrie Schoch	3151	CapCo	[REDACTED]	510	10/12/2023	0.50	1	100	\$100.00		\$0.00
Terrie Schoch	3151	CapCo	[REDACTED]	510	10/19/2023	0.50	1	100	\$100.00		\$0.00
Terrie Schoch	3151	CapCo	[REDACTED]	510	10/26/2023	0.50	1	100	\$100.00		\$0.00
Terrie Schoch	3151	CapCo	[REDACTED]	535 Behavior Student	10/11/2023	1.00	1	110	\$110.00		\$0.00
Terrie Schoch	3151	CapCo	[REDACTED]	535 Behavior Student	10/2/2023	1.00	0.5	110	\$55.00		\$0.00

CAPCO

BILLING INVOICE

Invoice #	3151	Bill To:	California Online Public School
Invoice Date:	10/31/2023		Attn: La Chelle Carter
Name:	El Paseo Children's Center Inc		
Mailing Address	74075 El Paseo Drive, Suite A2B		lacarter@calca.connectionsacademy.org
	Palm Desert, CA 92260		SPED-Finance@californiaops.org
Telephone	760-342-4900		abatin@calca.connectionsacademy.org

Provider	Invoice #	Region	Student	Service Type	Service	Actual	Billable Service	Hourly Fee	Amount Due	Miles	Miles
Terrie Schoch	3151	CapCo	[REDACTED]	535 Behavior Student	10/4/2023	1.00	0.5	110	\$55.00		\$0.00
Terrie Schoch	3151	CapCo	[REDACTED]	535 Behavior Student	10/9/2023	1.00	0.5	110	\$55.00		\$0.00
Terrie Schoch	3151	CapCo	[REDACTED]	535 Behavior Student	10/16/2023	1.00	0.5	110	\$55.00		\$0.00
Terrie Schoch	3151	CapCo	[REDACTED]	535 Behavior Student	10/18/2023	1.00	0.5	110	\$55.00		\$0.00
Terrie Schoch	3151	CapCo	[REDACTED]	535 Behavior Student	10/25/2023	1.00	0.5	110	\$55.00		\$0.00
Terrie Schoch	3151	CapCo	[REDACTED]	535 Behavior Student	10/30/2023	1.00	0.5	110	\$55.00		\$0.00
Terrie Schoch	3151	CapCo	[REDACTED]	510	10/3/2023	0.33	1	100	\$100.00		\$0.00
Terrie Schoch	3151	CapCo	[REDACTED]	510	10/5/2023	0.33	1	100	\$100.00		\$0.00
Terrie Schoch	3151	CapCo	[REDACTED]	510	10/12/2023	0.33	1	100	\$100.00		\$0.00
Terrie Schoch	3151	CapCo	[REDACTED]	510	10/10/2023	0.33	1	100	\$100.00		\$0.00
Terrie Schoch	3151	CapCo	[REDACTED]	510	10/17/2023	0.33	1	100	\$100.00		\$0.00
Terrie Schoch	3151	CapCo	[REDACTED]	510	10/19/2023	0.33	0.5	100	\$50.00		\$0.00
Terrie Schoch	3151	CapCo	[REDACTED]	510	10/26/2023	0.33	1	100	\$100.00		\$0.00
Terrie Schoch	3151	CapCo	[REDACTED]	510	10/31/2023	0.33	0.5	100	\$50.00		\$0.00
Terrie Schoch	3151	CapCo	[REDACTED]	515 Couns & Guide	10/6/2023	0.50	1	95	\$95.00		\$0.00
Terrie Schoch	3151	CapCo	[REDACTED]	515 Couns & Guide	10/13/2023	0.50	1	95	\$95.00		\$0.00
Terrie Schoch	3151	CapCo	[REDACTED]	515 Couns & Guide	10/20/2023	0.50	1	95	\$95.00		\$0.00
Terrie Schoch	3151	CapCo	[REDACTED]	515 Couns & Guide	10/27/2023	0.50	1	95	\$95.00		\$0.00
Terrie Schoch	3151	CapCo	[REDACTED]	510	10/5/2023	0.50	1	100	\$100.00		\$0.00
Terrie Schoch	3151	CapCo	[REDACTED]	510	10/17/2023	0.50	1	100	\$100.00		\$0.00
Terrie Schoch	3151	CapCo	[REDACTED]	510	10/26/2023	0.50	1	100	\$100.00		\$0.00
Terrie Schoch	3151	CapCo	[REDACTED]	510	10/31/2023	0.50	1	100	\$100.00		\$0.00
Terrie Schoch	3151	CapCo	[REDACTED]	510	10/24/2023	0.50	0.5	100	\$50.00		\$0.00
Terrie Schoch	3151	CapCo	[REDACTED]	535 Behavior Student	10/2/2023	1.00	1	110	\$110.00		\$0.00
Terrie Schoch	3151	CapCo	[REDACTED]	535 Behavior Student	10/4/2023	1.00	1	110	\$110.00		\$0.00
Terrie Schoch	3151	CapCo	[REDACTED]	535 Behavior Student	10/6/2023	1.00	1	110	\$110.00		\$0.00
Terrie Schoch	3151	CapCo	[REDACTED]	535 Behavior Student	10/9/2023	1.00	1	110	\$110.00		\$0.00
Terrie Schoch	3151	CapCo	[REDACTED]	535 Behavior Student	10/11/2023	1.00	1	110	\$110.00		\$0.00
Terrie Schoch	3151	CapCo	[REDACTED]	535 Behavior Student	10/13/2023	1.00	1	110	\$110.00		\$0.00
Terrie Schoch	3151	CapCo	[REDACTED]	535 Behavior Student	10/18/2023	1.00	1	110	\$110.00		\$0.00
Terrie Schoch	3151	CapCo	[REDACTED]	535 Behavior Student	10/25/2023	1.00	1	110	\$110.00		\$0.00
Terrie Schoch	3151	CapCo	[REDACTED]	535 Behavior Student	10/27/2023	1.00	1	110	\$110.00		\$0.00
Terrie Schoch	3151	CapCo	[REDACTED]	535 Behavior Student	10/30/2023	1.00	1	110	\$110.00		\$0.00
Terrie Schoch	3151	CapCo	[REDACTED]	535 Behavior Student	10/16/2023	1.00	1	110	\$110.00		\$0.00
Terrie Schoch	3151	CapCo	[REDACTED]	535 Behavior Student	10/20/2023	1.00	0.5	110	\$55.00		\$0.00
Terrie Schoch	3151	CapCo	[REDACTED]	535 Behavior Student	10/23/2023	1.00	0.5	110	\$55.00		\$0.00
Terrie Schoch	3151	CapCo	[REDACTED]	510	10/6/2023	0.50	1	100	\$100.00		\$0.00
Terrie Schoch	3151	CapCo	[REDACTED]	510	10/13/2023	0.50	1	100	\$100.00		\$0.00
Terrie Schoch	3151	CapCo	[REDACTED]	510	10/19/2023	0.50	1	100	\$100.00		\$0.00
Terrie Schoch	3151	CapCo	[REDACTED]	510	10/24/2023	0.50	1	100	\$100.00		\$0.00

CAPCO

BILLING INVOICE

Invoice #	3151	Bill To:	California Online Public School
Invoice Date:	10/31/2023		Attn: La Chelle Carter
Name:	El Paseo Children's Center Inc		
Mailing Address	74075 El Paseo Drive, Suite A2B		lacarter@calca.connectionsacademy.org
	Palm Desert, CA 92260		SPED-Finance@californiaops.org
Telephone	760-342-4900		abatin@calca.connectionsacademy.org

Provider	Invoice #	Region	Student	Service Type	Service	Actual	Billable Service	Hourly Fee	Amount Due	Miles	Miles
Terrie Schoch	3151	CapCo		510	10/17/2023	0.50	0.5	100	\$50.00		\$0.00
Terrie Schoch	3151	CapCo		510	10/19/2023	0.50	0.5	100	\$50.00		\$0.00
Terrie Schoch	3151	CapCo		510	10/26/2023	0.50	0.5	100	\$50.00		\$0.00
Terrie Schoch	3151	CapCo		515	10/31/2023	0.50	0.5	95	\$47.50		\$0.00
Terrie Schoch	3151	CapCo		530	10/3/2023	0.33	1	110	\$110.00		\$0.00
Terrie Schoch	3151	CapCo		IEP Meeting	10/16/2023	1.50	1.5	100	\$150.00		\$0.00
Terrie Schoch	3151	CapCo		IEP Meeting	10/25/2023	1.00	1	100	\$100.00		\$0.00
Vahe Amirian	3151	CapCo		Ed Psych Assessment	9/30/2023	n/a	n/a	n/a	\$1,950.00	112.00	\$73.36
Vahe Amirian	3151	CapCo		Ed Psych Assessment	10/14/2023	n/a	n/a	n/a	\$1,950.00	44.00	\$28.82
Vahe Amirian	3151	CapCo		Ed Psych Assessment	10/10/2023	n/a	n/a	n/a	\$1,950.00	38.00	\$24.89
Vahe Amirian	3151	CapCo		Ed Psych Assessment	10/7/2023	n/a	n/a	n/a	\$1,950.00	104.00	\$68.12
Vahe Amirian	3151	CapCo		Ed Psych Assessment	10/17/2023	n/a	n/a	n/a	\$1,950.00	44.00	\$28.82
Vahe Amirian	3151	CapCo		Ed Psych Assessment	10/21/2023	n/a	n/a	n/a	\$1,950.00	44.00	\$28.82
Vahe Amirian	3151	CapCo		Ed Psych Assessment	10/22/2023	n/a	n/a	n/a	\$1,950.00	112.00	\$73.36
Vahe Amirian	3151	CapCo		Ed Psych Assessment	10/24/2023	n/a	n/a	n/a	\$1,950.00	88.00	\$57.64
Vahe Amirian	3151	CapCo		Ed Psych Assessment	10/25/2023	n/a	n/a	n/a	\$1,950.00	98.00	\$64.19
Vahe Amirian	3151	CapCo		Ed Psych Assessment	10/29/2023	n/a	n/a	n/a	\$1,950.00	106.00	\$69.43
Vahe Amirian	3151	CapCo		IEP Meeting	10/9/2023	1.50	1.5	100	\$150.00		\$0.00
Vahe Amirian	3151	CapCo		IEP Meeting	10/13/2023	1.50	1.5	100	\$150.00		\$0.00
Vahe Amirian	3151	CapCo		IEP Meeting	10/16/2023	1.50	1.5	100	\$150.00		\$0.00
Vahe Amirian	3151	CapCo		IEP Meeting	10/19/2023	1.00	1	100	\$100.00		\$0.00
Vahe Amirian	3151	CapCo		IEP Meeting	10/20/2023	1.00	1	100	\$100.00		\$0.00
Vahe Amirian	3151	CapCo		IEP Meeting	10/30/2023	1.00	1	100	\$100.00		\$0.00
Vahe Amirian	3151	CapCo		IEP Meeting	10/30/2023	1.50	1.5	100	\$150.00		\$0.00
Vahe Amirian	3151	CapCo		IEP Meeting	10/31/2023	1.00	1	100	\$100.00		\$0.00
Vanessa Abraham	3151	CapCo		Speech Assessment	10/7/2023	10.50	10.5	110	\$1,155.00		\$0.00
Vanessa Abraham	3151	CapCo		Speech Assessment	10/14/2023	10.50	10.5	110	\$1,155.00		\$0.00
Vanessa Abraham	3151	CapCo		Speech Assessment	10/17/2023	10.50	10.5	110	\$1,155.00		\$0.00
Vanessa Abraham	3151	CapCo		Speech Assessment	10/22/2023	10.50	10.5	110	\$1,155.00		\$0.00
Vanessa Abraham	3151	CapCo		IEP Meeting	10/2/2023	1.00	1	100	\$100.00		\$0.00
Vanessa Abraham	3151	CapCo		IEP Meeting	10/12/2023	1.00	1	100	\$100.00		\$0.00
Vanessa Abraham	3151	CapCo		IEP Meeting	10/16/2023	1.00	1	100	\$100.00		\$0.00
Vanessa Abraham	3151	CapCo		IEP Meeting	10/16/2023	1.00	1	100	\$100.00		\$0.00
Vanessa Abraham	3151	CapCo		IEP Meeting	10/16/2023	1.00	1	100	\$100.00		\$0.00
Vanessa Abraham	3151	CapCo		IEP Meeting	10/16/2023	1.00	1	100	\$100.00		\$0.00
Vanessa Abraham	3151	CapCo		IEP Meeting	10/17/2023	1.00	1	100	\$100.00		\$0.00
Vanessa Abraham	3151	CapCo		IEP Meeting	10/18/2023	1.25	1.25	100	\$125.00		\$0.00
Vanessa Abraham	3151	CapCo		IEP Meeting	10/19/2023	2.00	2	100	\$200.00		\$0.00
Vanessa Abraham	3151	CapCo		IEP Meeting	10/23/2023	1.00	1	100	\$100.00		\$0.00
Vanessa Abraham	3151	CapCo		IEP Meeting	10/24/2023	1.00	1	100	\$100.00		\$0.00

CAPCO

BILLING INVOICE

Invoice #	3151	Bill To:	California Online Public School
Invoice Date:	10/31/2023		Attn: La Chelle Carter
Name:	El Paseo Children's Center Inc		
Mailing Address	74075 El Paseo Drive, Suite A2B		lacarter@calca.connectionsacademy.org
	Palm Desert, CA 92260		SPED-Finance@californiaops.org
Telephone	760-342-4900		abatin@calca.connectionsacademy.org

Provider	Invoice #	Region	Student	Service Type	Service	Actual	Billable Service	Hourly Fee	Amount Due	Miles	Miles
Vanessa Abraham	3151	CapCo		IEP Meeting	10/27/2023	1.00	1	100	\$100.00		\$0.00
Vanessa Abraham	3151	CapCo		IEP Meeting	10/25/2023	1.00	1	100	\$100.00		\$0.00
Vanessa Abraham	3151	CapCo		IEP Meeting	10/30/2023	1.00	1	100	\$100.00		\$0.00
Yvonne Duarte	3151	CapCo		535 Behavior Student	10/2/2023	0.50	1	110	\$110.00		\$0.00
Yvonne Duarte	3151	CapCo		535 Behavior Student	10/4/2023	0.50	1	110	\$110.00		\$0.00
Yvonne Duarte	3151	CapCo		535 Behavior Student	10/9/2023	0.50	1	110	\$110.00		\$0.00
Yvonne Duarte	3151	CapCo		535 Behavior Student	10/11/2023	0.50	1	110	\$110.00		\$0.00
Yvonne Duarte	3151	CapCo		535 Behavior Student	10/16/2023	0.50	1	110	\$110.00		\$0.00
Yvonne Duarte	3151	CapCo		535 Behavior Student	10/18/2023	0.50	1	110	\$110.00		\$0.00
Yvonne Duarte	3151	CapCo		535 Behavior Student	10/23/2023	0.50	1	110	\$110.00		\$0.00
Yvonne Duarte	3151	CapCo		535 Behavior Student	10/30/2023	0.50	1	110	\$110.00		\$0.00
Yvonne Duarte	3151	CapCo		IEP Meeting	10/26/2023	1.00	1	100	\$100.00		\$0.00
				Total for Service:	Total for Mileage:	Total Due:			\$237,490.30	7,691.30	\$5,037.80
Total				\$237,490.30	\$ 5,037.80	\$242,528.10					

EFFECTUAL EDUCATIONAL CONSULTING SERVICES

22756 Sweet Meadow
 Mission Viejo, CA 92692
 (661) 400-1407
 rhawnda.bochum@eecsspedservices.com



Effectual Educational Consulting Services

BILL TO

Connections Education dba Pearson
 OBL
 SoCal
 10960 Grantchester Way - 3rd floor
 Columbia, MD 21044

INVOICE # 11447

DATE 10/31/2023

TERMS Net 30

DESCRIPTION	QTY	RATE	AMOUNT
Romayn Jones - Speech and Language Pathologist: SoCal			
10/20/23 1.50 [REDACTED]	1.50	130.00	195.00
Henry Hernandez - Counseling & Guidance: SoCal			
10/4/23 0.5 [REDACTED]	65.66	100.00	6,566.00
10/4/23 1.38 [REDACTED]			
10/11/23 0.5 [REDACTED]			
10/11/23 1.38 [REDACTED]			
10/18/23 0.5 [REDACTED]			
10/18/23 1.38 [REDACTED]			
10/25/23 0.5 [REDACTED]			
10/25/23 1.38 [REDACTED]			
10/30/23 1 [REDACTED]			
10/04/23 0.50 [REDACTED]			
10/04/23 1.38 [REDACTED]			
10/03/23 0.50 [REDACTED]			
10/03/23 1.38 [REDACTED]			
10/10/23 0.50 [REDACTED]			
10/10/23 1.38 [REDACTED]			
10/17/23 0.50 [REDACTED]			
10/17/23 1.38 [REDACTED]			
10/24/23 0.50 [REDACTED]			
10/24/23 1.38 [REDACTED]			
10/31/23 0.50 [REDACTED]			
10/31/23 1.38 [REDACTED]			
10/05/23 0.50 [REDACTED]			
10/05/23 1.38 [REDACTED]			
10/12/23 0.50 [REDACTED]			
10/12/23 1.38 [REDACTED]			
10/12/23 1.00 [REDACTED]			
10/19/23 0.50 [REDACTED]			
10/19/23 1.38 [REDACTED]			
10/26/23 0.50 [REDACTED]			
10/26/23 1.38 [REDACTED]			
10/03/23 1.50 [REDACTED]			

DESCRIPTION	QTY	RATE	AMOUNT
-------------	-----	------	--------

10/05/23 0.50
 10/05/23 1.38
 10/12/23 0.50
 10/12/23 1.38
 10/19/23 0.50
 10/19/23 1.38
 10/26/23 0.50
 10/26/23 1.38
 10/04/23 0.50
 10/11/23 0.50
 10/18/23 0.50
 10/25/23 0.50
 10/04/23 0.50
 10/04/23 1.38
 10/11/23 0.50
 10/11/23 1.38
 10/18/23 0.50
 10/18/23 1.38
 10/25/23 0.50
 10/25/23 1.38
 10/05/23 0.50
 10/05/23 1.38
 10/12/23 0.50
 10/12/23 1.38
 10/12/23 0.50
 10/12/23 1.38
 10/26/23 0.50
 10/26/23 1.38
 10/04/23 0.50
 10/04/23 1.38
 10/11/23 0.50
 10/11/23 1.38
 10/18/23 0.50
 10/18/23 1.38
 10/25/23 0.50
 10/25/23 1.38
 10/10/23 0.50
 10/10/23 1.38
 10/24/23 0.50
 10/24/23 1.38



Hether Henderson - School Psychologist:
 SOCAL

10/31/23 1.00



Michael Block - Individual Counseling:
 SoCal

10/02/23 0.50
 10/02/23 2.00
 10/06/23 0.50
 10/06/23 2.00
 10/09/23 0.50
 10/09/23 1.75
 10/13/23 0.50
 10/13/23 1.50
 10/16/23 0.50
 10/16/23 2.00



1	110.00	110.00
23.75	100.00	2,375.00

DESCRIPTION	QTY	RATE	AMOUNT
10/20/23 0.50 [REDACTED]			
10/20/23 2.00 [REDACTED]			
10/23/23 0.50 [REDACTED]			
10/23/23 1.50 [REDACTED]			
10/25/23 0.50 [REDACTED]			
10/25/23 1.00 [REDACTED]			
10/25/23 0.50 [REDACTED]			
10/25/23 1.00 [REDACTED]			
10/27/23 0.50 [REDACTED]			
10/27/23 1.00 [REDACTED]			
10/30/23 0.50 [REDACTED]			
10/30/23 2.50 [REDACTED]			
Cheryl Stein - Adaptive PE services:	4.50	110.00	495.00
10/02/23 0.75 [REDACTED]			
10/04/23 0.75 [REDACTED]			
10/09/23 0.75 [REDACTED]			
10/16/23 0.75 [REDACTED]			
10/23/23 0.75 [REDACTED]			
10/30/23 0.75 [REDACTED]			
Monique Charbonnet - Physical Therapist:	4	160.00	640.00
SoCal			
10/13/23 0.50 [REDACTED]			
10/13/23 0.50 [REDACTED]			
10/16/23 0.50 [REDACTED]			
10/16/23 0.50 [REDACTED]			
10/20/23 0.50 [REDACTED]			
10/20/23 0.50 [REDACTED]			
10/27/23 0.50 [REDACTED]			
10/27/23 0.50 [REDACTED]			
Paul Friedman - School Psychologist:	15	110.00	1,650.00
SoCal			
10/12/23 15.00 [REDACTED]			
Bevy Escobar - School Nurse:	28	110.00	3,080.00
SOCAL			
10/27/23 4.00 [REDACTED]			
10/18/23 4.00 [REDACTED]			
10/27/23 4.00 [REDACTED]			
10/26/23 4.00 [REDACTED]			
10/26/23 4.00 [REDACTED]			
10/27/23 4.00 [REDACTED]			
10/27/23 4.00 [REDACTED]			
Linda Nguyen - School Psychologist:	54	110.00	5,940.00
SOCAL			
10/03/23 28.00 [REDACTED]			
10/18/23 2.00 [REDACTED]			
10/19/23 24.00 [REDACTED]			
Gary Vierra - Adaptive PE services:	0.75	110.00	82.50
SoCal			
10/28/23 0.25 [REDACTED]			
10/28/23 0.50 [REDACTED]			
Erin Titone - Orthopedic Impairment Specialist:	5	120.00	600.00
SoCal			
10/03/23 0.50 [REDACTED]			
10/16/23 0.50 [REDACTED]			

DESCRIPTION	QTY	RATE	AMOUNT
10/30/23 2.00 [REDACTED]			
10/31/23 2.00 [REDACTED]			
Cindy Lopez - Vision Services: SoCal	1	120.00	120.00
10/04/23 1.00 [REDACTED]			
Kathryn Pierson - School Psychologist: SoCal	16	110.00	1,760.00
10/28/23 3.00 [REDACTED]			
10/29/23 6.50 [REDACTED]			
10/30/23 3.00 [REDACTED]			
10/31/23 3.50 [REDACTED]			
Keisha Middleton - School Psychologist: SoCal	1.50	110.00	165.00
10/23/23 1.50 [REDACTED]			
Vanessa Smith - Speech and Language Pathologist: SoCal	4	130.00	520.00
10/23/23 4.00 [REDACTED]			
Shannon Ricci - Audiologist: SoCal	4	118.00	472.00
10/03/23 1.00 [REDACTED]			
10/19/23 2.00 [REDACTED]			
10/31/23 1.00 [REDACTED]			
Sarah Johnson - Adaptive PE services: SoCal	6.25	110.00	687.50
10/10/23 0.50 [REDACTED]			
10/11/23 1.25 [REDACTED]			
10/02/23 0.50 [REDACTED]			
10/13/23 0.50 [REDACTED]			
10/25/23 0.50 [REDACTED]			
10/04/23 0.50 [REDACTED]			
10/11/23 0.50 [REDACTED]			
10/04/23 0.50 [REDACTED]			
10/11/23 0.50 [REDACTED]			
10/18/23 0.50 [REDACTED]			
10/25/23 0.50 [REDACTED]			
Michael Block - Counseling & Guidance: SoCal	12	100.00	1,200.00
10/13/23 1.00 [REDACTED]			
10/13/23 1.00 [REDACTED]			
10/27/23 0.50 [REDACTED]			
10/27/23 1.50 [REDACTED]			
10/31/23 0.50 [REDACTED]			
10/31/23 2.50 [REDACTED]			
10/06/23 0.50 [REDACTED]			
10/06/23 2.00 [REDACTED]			
10/20/23 0.50 [REDACTED]			
10/20/23 2.00 [REDACTED]			
BAE Therapy - Behavior Intervention Services: SoCal	8	100.00	800.00
10/04/23 2.00 [REDACTED]			
10/11/23 2.00 [REDACTED]			
10/18/23 2.00 [REDACTED]			
10/25/23 2.00 [REDACTED]			

DESCRIPTION	QTY	RATE	AMOUNT
Artesja Cobb - Occupational Therapist:	9.50	130.00	1,235.00
SoCAL			
10/2/2023 1.00			
10/4/2023 0.50			
10/11/2023 0.50			
10/18/2023 0.50			
10/25/2023 0.50			
10/4/2023 0.50			
10/11/2023 0.50			
10/17/2023 1.00			
10/18/2023 0.50			
10/25/2023 0.50			
10/4/2023 0.50			
10/18/2023 0.50			
10/25/2023 0.50			
10/2/2023 0.50			
10/3/2023 1.50			
Jill Morrison - Behavior Intervention Services:	9.36	100.00	936.00
SoCal			
10/03/23 0.50			
10/03/23 1.20			
10/10/23 0.50			
10/10/23 1.63			
10/17/23 0.50			
10/17/23 1.20			
10/24/23 0.50			
10/24/23 1.63			
10/31/23 0.50			
10/31/23 1.20			
Jill Morrison - Individual Counseling:	28.04	100.00	2,804.00
SoCal			
10/03/23 0.50			
10/03/23 1.20			
10/10/23 0.50			
10/10/23 1.62			
10/17/23 0.50			
10/17/23 1.20			
10/24/23 0.50			
10/24/23 1.62			
10/31/23 0.50			
10/31/23 1.20			
10/02/23 0.50			
10/02/23 1.20			
10/09/23 0.50			
10/09/23 1.63			
10/16/23 0.50			
10/16/23 1.20			
10/23/23 0.50			
10/23/23 1.63			
10/30/23 0.50			
10/30/23 1.20			
10/03/23 0.50			
10/03/23 1.20			
10/10/23 0.50			
10/10/23 1.62			

DESCRIPTION	QTY	RATE	AMOUNT
10/17/23 0.50 [REDACTED]			
10/17/23 1.20 [REDACTED]			
10/24/23 0.50 [REDACTED]			
10/24/23 1.62 [REDACTED]			

Thank you for your business.

BALANCE DUE

\$32,433.00

Stanford Sierra Youth & Families
8912 Volunteer Lane, Sacramento, CA 95826

School	Direct Hours	Indirect Hours	Total Hours	Hourly Rate	Total Paid
Central Coast	0	0	0	\$110.00	\$0.00
Central Valley	6.77	99.87	106.63	\$110.00	\$11,729.67
Monterey Bay	9.18	99.87	109.05	\$110.00	\$11,995.50
North Bay	0	0	0	\$110.00	\$0.00
Northern California	9.23	99.87	109.1	\$110.00	\$12,001.00
SoCal	37.35	99.87	137.22	\$110.00	\$15,093.83
	62.53	399.48	462		\$50,820.00

Stanford Sierra Youth & Families
8912 Volunteer Lane, Sacramento, CA 95826

School	Direct Hours	Indirect Hours	Total Hours	Hourly Rate	Total Paid
Central Coast	0	0	0	\$110.00	\$0.00
Central Valley	6.05	95.53	101.58	\$110.00	\$11,173.25
Monterey Bay	12.18	95.53	107.71	\$110.00	\$11,847.92
North Bay	0	0	0	\$110.00	\$0.00
Northern California	12.6	95.53	108.13	\$110.00	\$11,893.75
SoCal	28.07	95.53	123.59	\$110.00	\$13,595.08
	58.9	382.12	441.01		\$48,510.00

Insurance Bill

Bill Date: 01/08/24



Billing Company:
Hartford Fire Insurance Company

Need Help?

Visit business.thehartford.com to pay bills, view policy documents, get certificates, and more.

Need Help? Chat online or call us at 1-866-467-8730. We're here Monday - Friday.

Named Insured: CALIFORNIA ONLINE PUBLIC SCHOOLS

Agent: NEWFRONT INSURANCE SERVICES
Agent Phone Number: 1-415-754-3635

For policy changes please contact your agent.

Pay The Minimum By The Due Date

Bill Account Number	17143054
Due Date	02/01/24
Minimum Due	\$55,565.75
Balance	\$100,011.95

Your Upcoming Bill Installments

Due Date	Minimum Due*
02/01/24	\$55,565.75
05/01/24	\$44,454.20

*Includes a \$8.00 installment fee. You can avoid installment fees by paying your full balance by the due date.

Important Messages:

- Please make sure to pay the minimum due by the due date on your invoice. Otherwise, you'll be charged a \$35.00 late fee.

Billing Details For Your Policies

Policy Number	Policy Type	Policy Period	Policy Status	Bill Plan	Balance	Minimum Due
57WBAD4FAB	Workers Compensation	07/01/23-07/01/24	Active	4 Pay	\$100,003.95	\$55,557.75
	New Fees				\$8.00	\$8.00
TOTALS					\$100,011.95	\$55,565.75

Pay your bill online at business.thehartford.com. Make a one-time payment, or sign up for Autopay and never worry about missing a payment.

Please detach here and insert with your payment. Write the account number on the check and make payable to The Hartford.

Account Number: 17143054

Amount Enclosed: _____

Payment Due Date	02/01/24
Minimum Due	\$55,565.75
Balance	\$100,011.95

Mall Payments To:

The Hartford
P O Box 660916
Dallas, TX 75266-0916

AB 01 003747 35092 H 16 A

CALIFORNIA ONLINE PUBLIC SCHOOLS
33272 VALLE RD
SAN JUAN CAPISTRANO, CA 92675-4842



5717143054475569360000555657500010001195810000

Transactions And Other Charges Since Your Last Bill

Transaction Date	Transaction Detail	Policy Number	Policy Type	Payments and Activity	Billing Fees
12/29/23	Payment Received			-\$373.45	
01/08/24	Installment Fee				\$8.00

Payments and Activity amount may include premium and surcharges/fees. Please see the Transaction Detail column for complete breakdown.

Ways To Pay Your Bill

- **Pay online** at business.thehartford.com. Some policies may not be available in our automated system.
- **Set up AutoPay** to make automatic payments from your bank account. Never worry about missing a payment. Enroll at business.thehartford.com.
- **Pay by phone** with a one-time payment from your bank account. Call our automated system at 1-866-467-8730. Some policies may not be available in our automated system.
- **Pay by mail** with the enclosed envelope. Include only your bill stub and payment. Allow at least 10 days for delivery. If you have other correspondence to send, do not send it with your payment. Mail it separately to: The Hartford, 301 Woods Park Drive, Clinton, NY 13323.
- **To mail Overnight/Express** payments, send payments only to: Deluxe - The Hartford Box #916, 3000 Kellway Drive Suite 120, Carrollton, TX 75006.

Payment Rules And Bill Definitions

Payment Application: We will apply payments received in the following order:

- Past due and audit premium on expired or cancelled policies
- Past due premium on active policies
- Past due fees, then
- Current account changes

Alternate payment instructions with your check will not be honored. When you provide a check as payment, you authorize us to either use the information from your check to make a one-time electronic transfer from your bank account or process your payment as a check transaction.

Installment Fee: We charge this fee with each installment, except where prohibited by law.

Late Fee: You will be charged \$35.00 when the minimum amount due isn't paid by the due date.

New Fees: The total of all fees assessed on the current bill.

NSF Fee: You will be charged \$30.00 if your payment fails because of insufficient funds.

Policy Change (Endorsement): A change to your policy. Depending on what changes, you may end up owing more or less for your coverage.

Policy Credits: Some things, like audit results or endorsement changes, might put a credit back on your account. If your account has a balance, instead of issuing a refund, we use those credits toward your future payments. If your account has an overall credit balance, the refund will be issued to you using the same method you used to make your last payment (Electronic Funds Transfer, credit card or check).

State/Local Surcharges or Fees: Some states or municipalities require us to collect an extra amount on top of your premium.

003747 2/2



INVOICE

TTC4SUCCESS
 937 Pearl Drive
 San Marcos, CA 92078

tasha@ttc4success.com
 +1 (951) 775-4292



Connections

Bill to

California Online Public Schools
 33272 Valle Road
 San Juan Capistrano, CA 92675

Ship to

California Online Public Schools
 33272 Valle Road
 San Juan Capistrano, CA 92675

Invoice details

Invoice no.: 1308
 Terms: Net 30
 Invoice date: 12/19/2023
 Due date: 01/18/2024

#	Date	Product or service	SKU	Qty	Rate	Amount
1.		SPED Services SoCal Dec. 2023			\$34,151.85	\$34,151.85
2.		SPED Services Northern CA Dec. 2023			\$22,406.85	\$22,406.85
3.		SPED Services North Bay Dec 2023			\$1,487.70	\$1,487.70
4.		SPED Services Monterrey Bay Dec. 2023			\$1,970.55	\$1,970.55
5.		SPED Services Central Coast Dec. 2023			\$156.60	\$156.60
6.		SPED Services Central Valley			\$939.60	\$939.60
Total						\$61,113.15



BRANDASTIC
IGNITE YOUR POTENTIAL

Brandastic, Inc.
949.899.7340
3857 Birch Street, Suite 271
Newport Beach, CA 92660

Billed To	Date of Issue	Invoice Number	Amount Due (USD)
Julie Colombero	01/25/2024	1206940	\$21,000.00
California Online Public Schools	Due Date		
33271 Valle Road San Juan Capistrano, CA 92675	02/11/2024		

Description	Rate	Qty	Line Total
CCAS-1 CCAS-1 California Online Public Schools Revised Marketing Contract For February	\$21,000.00	1	\$21,000.00

Subtotal 21,000.00

Tax 0.00

Total 21,000.00

Amount Paid 0.00

Amount Due (USD) \$21,000.00

Terms

If mailing live checks, please use the address noted above. Thank you

PRIVATE POLICY NOTICE: We will NOT share your information. Ever.



Order Form Number: Q2358867
 Valid Until: 01/31/2024

Zoom Video Communications Inc. ('Zoom')
 55 Almaden Blvd, 6th Floor
 San Jose, CA

<p>Billed To</p> <p>Customer: California Connections Account Legal Name: California Connections Contact Name: Dan Hertzler 33272 Valle Road San Juan Capistrano, California 92675, United States Email Address: dhertzler@californiaops.org Phone: (+1) 949-401-3987</p>	<p>Sold To</p> <p>Customer: California Connections Account Legal Name: California Connections Contact Name: Dan Hertzler 33272 Valle Road San Juan Capistrano, California 92675, United States Email Address: dhertzler@californiaops.org Phone: (+1) 949-401-3987</p>
<p>Auto Renew: No Initial Paid Subscription Term: 24 Month Paid Period Start Date: 07/01/2024 Free Period Start Date: 01/01/2024</p>	<p>Billing Method: Email Currency: USD Payment Term: Net 30</p>

This Zoom Order Form and any other Order Forms that reference this Order Form are governed by the Zoom Terms of Service found at <https://explore.zoom.us/en/terms/> (unless Customer and Zoom have entered a written governing Master Subscription Agreement, in which case such written agreement will govern).

SERVICE	BILLING PERIOD	QUANTITY	PRICE	TOTAL
Zoom One Enterprise Plus Annual	Annual	475	USD 125.00	USD 59,375.00
Zoom Phone US/Canada Unlimited Calling Named User Annual	Annual	475	USD 43.00	USD 20,425.00
License Type: Z1 ENT/ENT+				
Zoom Phone Monthly Usage - overage fee	Month	NA	NA	NA
Zoom Phone Pay As You Go	Month	1	USD 0.00	USD 0.00
Zoom Contact Center Package Annual	Annual	23	USD 524.40	USD 12,061.20
Zoom Contact Center Monthly Usage - overage fee	Month	NA	NA	NA
Zoom Contact Center Annual Prepay Monthly Usage	Annual	1	USD 1,200.00	USD 1,200.00
Zoom US/Canada Toll-Free Phone Number Annual	Annual	1	USD 48.00	USD 48.00
Zoom Phone US/Canada Phone Numbers Annual	Annual	6	USD 18.00	USD 108.00
Zoom Virtual Agent Monthly Usage - overage fee	Month	NA	USD 1.00	NA
Zoom Virtual Agent Annual - Tier 1 (upto 5000 monthly management)	Annual	5000	USD 31,500.00	USD 31,500.00

(Before Taxes)	
Annual Payment:	USD 124,717.20

Payment Schedule Summary (Before Taxes)
First Payment: USD 124,717.20

Other Terms & Notes

A Zoom Virtual Agent (ZVA) engagement begins when an End User first sends a message. A ZVA engagement ends either when an End User closes the ZVA message window or following sixty minutes of inactivity.

Special Notes:

Contact Center Named User means a licensed user of the Contact Center Service. A Contact Center Named User license may not be shared or used by anyone other than the individual to whom the license is assigned. Customer may re-assign licenses as needed within their account.

Whiteboard Named Host means a user of Zoom Whiteboard, licensed hereunder. A Whiteboard Named Host license may not be shared or used by anyone other than the individual to whom the Whiteboard Named Host license is assigned. Customer may reassign licenses as needed within their account. A Whiteboard Named Host may be the owner of an unlimited number of concurrent whiteboard files, with the ability to edit all such files, subject to Customer's cloud storage capacity limits.

An invoice will be issued at the time the Services are activated and payment will be due no later than the first day of the Paid Period unless Customer's payment terms extend beyond that date*, in which case payment will be due in accordance with Customer's payment terms. All subsequent invoices will be due according to Customer's payment terms.

*Payment terms are calculated from service activation date.

Should the customer add services and/or subscription quantities during the Free Period, the customer will be invoiced for any services ordered during the free period which shall be billed as a one-time charge for the duration of the free period starting at the time the amended services are activated. The due date for this invoice will be according to Customer's existing payment terms. Please Note: The invoice may be due prior to the end of the free period.

- Any overages for usage-based products such as Zoom Phone, Zoom Audio and Zoom Contact Center and/or any PAYGO usage during the free period will be invoiced at the contracted rates and invoiced 30 days in arrears.

- Committed monthly minutes not utilized by the customer during that month are not carried forward into the next month. Any usage over the commit amount is billed monthly in arrears.

Zoom Virtual Assistant Self-Service Rate Warranty

Definition. The Self-Service Rate means the total number of end user chatbot engagements where the end user did not request the assistance of a human support person divided by the total number of engagements, expressed as a percentage calculated over a running seven (7) day period (and presented in the ZVA web portal).

Self-Service Rate Warranty. Zoom warrants that the ZVA Services in this Order Form will achieve a Self-Service Rate of at least fifteen (15%) as calculated on the sixtieth (60th) day following the Service Effective Date (the SSR Warranty). If Zoom fails to achieve the SSR Warranty, then Zoom will have an additional thirty (30) day period to address the nonconformity and the Self-Service Rate will be recalculated on the ninetieth (90th) day following the Service Effective Date (Remediation Period).

Termination and Refund Right. If Zoom fails to meet the Self-Service Rate of at least fifteen (15%) percent during the SSR Warranty and any applicable Remediation Period, then Customer will have a one-time right to terminate the ZVA Services and to receive a refund on a prorata basis of any unused and prepaid ZVA subscription Charges or fees (Termination Right).

In order for Customer to exercise the Termination Right, Customer must: (a) first provide Zoom with written notice of the nonconformity on day sixty (60) of the SSR Warranty and on day ninety (90) of the Remediation Period; and (b) provide Zoom with written notice of its intent to terminate on day ninety (90) of the Remediation Period (Termination Conditions).

If (i) Zoom meets the SSR Warranty, including during any required Remediation Period, or (ii) Customer fails to meet any of the Termination Conditions, then in the event of the occurrence of either (i) or (ii), Customer will have no Termination Right under this self-service rate warranty and the Termination Right will be automatically and forever waived.

Exclusions and Charges. Any failure to achieve the SSR Warranty that is caused by Customer or a third party, as determined in Zoom's reasonable discretion, will render this warranty null and void. The termination and refund right solely applies to Customer's ZVA subscription services under this Order Form, and the SSR Warranty does not apply to other Services, future ZVA Services, or other Order Forms. Customer remains responsible for all ZVA subscription term Charges, fees, or other amounts due and owing for the period up to and including the date of any applicable termination under this self-service rate warranty.

Exclusive Remedy. The termination and refund right is Customer's sole and exclusive remedy and Zoom's sole and exclusive obligation for Zoom's failure to meet the SSR Warranty.

Other:

Named Host - means any subscribed host who may host an unlimited number of meetings during the Term using the Service. Any meeting will have at least one **Named Host**. Unless Customer has purchased an extended capacity, the number of participants (participants do not require a subscription) will not exceed 200 per meeting. Named Host subscription may not be shared or used by anyone other than the individual to whom the Named Host subscription is assigned.

Zoom One Enterprise Plus: Zoom One Enterprise Named Host Plan includes 1000 meeting capacity and sessions 1000 attendee capacity for all named users as well as unlimited Whiteboard, Conference Room Connectors, Zoom rooms, Zoom Phone Pro, Common Area Phone, Power Pack, Customer Managed Key, Translated Captions on a 1 to 1 ratio per named user, Zoom Scheduler, Workspace Reservation, Zoom Notes and Zoom AI Companion.

Country or region availability for Zoom Phone is listed on Zoom's website and is subject to change (see <https://explore.zoom.us/docs/en-us/zoomphone/global-coverage.html>).

Fees - The fees for the Services, if any, are described in the Order Form. The actual fees may also include overage amounts or per use charges for audio and/or cloud recording in addition to the fees in the Order, if such use is higher than the amounts described in the Order, and you agree to pay these amounts or charges if you incur them. Invoicing for Services begins on the first day that the service is available for use by the Customer and monthly thereafter for the duration Term, except for annual pre-pay option which is invoiced once in the first month of the annual term. Amendment orders will co-term with the existing subscription term end date. Invoices are pro-rated from paid period start date to base subscription end date. Purchase order, if any, issued in connection with this order should reference the above order form number. Commitments not utilized by the Customer during the month for which they are committed may not be carried forward into any subsequent month or term.

All prices shown for Zoom and Zoom Phone services are exclusive of taxes. The term 'taxes' referred herein should encompass: US state and local taxes, VAT, GST, HST (or any other consumption taxes), Digital Service Taxes and Withholding Taxes that may apply upon making payments to Zoom. Regulatory telecommunications fees, such as USF or any similar foreign fee, will apply to Zoom Phone services and details of taxes and fees will be included in issued invoices.

Professional Services, if purchased, will be presented in a separate Order Form.

Zoom Phone Rates

Zoom Phone Table Format: Country | Landline Rate | Mobile Rate | Enabled Status

Y means Zoom Phone for country is Enabled upon provisioning

N means Zoom Phone for country is Not Enabled upon provisioning

Toll-Free				Callout			
Country	Landline Rate	Mobile Rate	Enabled Status	Country	Landline Rate	Mobile Rate	Enabled Status
Not Applicable				ASCENSION ISLAND	2.7369 \$	1.5397 \$	Y
				ANDORRA	0.2303 \$	0.5037 \$	Y
				UNITED ARAB EMIRATES	0.6532 \$	0.6532 \$	Y
				AFGHANISTAN	0.4527 \$	0.5451 \$	Y
				ANTIGUA AND BARBUDA	1.0212 \$	1.0486 \$	Y
				ANGUILLA	1.044 \$	1.044 \$	Y
				ALBANIA	0.3676 \$	1.0153 \$	Y
				ARMENIA	0.4484 \$	0.5003 \$	Y
				NETHERLANDS ANTILLES	0.284 \$	0.2176 \$	Y
				ANGOLA	0.6883 \$	0.5872 \$	Y
				ARGENTINA	0.1156 \$	0.5622 \$	Y
				AMERICAN SAMOA	0.3268 \$	0.3268 \$	Y
				AUSTRIA	0.0501 \$	0.2301 \$	Y
				AUSTRALIA	0.0444 \$	0.1821 \$	Y
				ARUBA	0.226 \$	0.4768 \$	Y
				AZERBAIJAN	0.6282 \$	0.76 \$	Y
				BOSNIA AND HERZEGOVINA	0.6179 \$	1.3123 \$	Y
				BARBADOS	0.9719 \$	1.024 \$	Y
				BANGLADESH	0.1705 \$	0.1698 \$	Y
				BELGIUM	0.3079 \$	0.5271 \$	Y
				BURKINA FASO	0.8599 \$	0.9443 \$	Y
				BULGARIA	0.1186 \$	0.8405 \$	Y
				BAHRAIN	0.4352 \$	0.5153 \$	Y
				BURUNDI	1.1394 \$	1.2878 \$	Y
				BENIN	0.871 \$	0.7554 \$	Y
				BERMUDA	0.3214 \$	0.3214 \$	Y
				BRUNEI DARUSSALAM	0.2067 \$	0.0822 \$	Y

BOLIVIA (PLURINATIONAL STATE OF) | 0.5155 \$ | 0.60 \$ |

Y

BONAIRE, SAINT EUSTATIUS AND SABA | 0.7028 \$ | 0.7028

\$ | Y

BRAZIL | 0.0523 \$ | 0.2583 \$ | Y

BAHAMAS | 0.6275 \$ | 0.6275 \$ | Y

BHUTAN | 0.1825 \$ | 0.1486 \$ | Y

BOTSWANA | 0.4356 \$ | 0.9398 \$ | Y

BELARUS | 0.9584 \$ | 0.9605 \$ | Y

BELIZE | 1.5329 \$ | 1.5329 \$ | Y

CANADA | 0.0357 \$ | 0.0357 \$ | Y

COCOS (KEELING) ISLANDS | 0.4552 \$ | 0 \$ | Y

CONGO, DEMOCRATIC REPUBLIC OF THE | 1.2532 \$ | 1.0274 \$ | Y

CENTRAL AFRICAN REPUBLIC | 1.5868 \$ | 1.1731 \$ | Y

SWITZERLAND | 0.3694 \$ | 0.701 \$ | Y

COTE D'IVOIRE | 0.9687 \$ | 1.0315 \$ | Y

COOK ISLANDS | 2.3113 \$ | 1.9082 \$ | Y

CHILE | 0.1133 \$ | 0.5308 \$ | Y

CAMEROON | 0.5945 \$ | 0.7493 \$ | Y

CHINA | 0.0396 \$ | 0.0396 \$ | Y

COLOMBIA | 0.1172 \$ | 0.1004 \$ | Y

COSTA RICA | 0.1229 \$ | 0.3136 \$ | Y

CABO VERDE | 0.7695 \$ | 0.523 \$ | Y

CURAÇAO | 0.2813 \$ | 0.7028 \$ | Y

CHRISTMAS ISLAND | 0.4552 \$ | 0 \$ | Y

CYPRUS | 0.0954 \$ | 0.2861 \$ | Y

CZECHIA | 0.1131 \$ | 0.2347 \$ | Y

GERMANY | 0.0353 \$ | 0.1434 \$ | Y

DIEGO GARCIA | 0.6295 \$ | 0.6295 \$ | Y

DJIBOUTI | 1.0429 \$ | 0.8276 \$ | Y

DENMARK | 0.0325 \$ | 0.1407 \$ | Y

DOMINICA | 1.0224 \$ | 0.7725 \$ | Y

DOMINICAN REPUBLIC | 0.1716 \$ | 0.3824 \$ | Y

ALGERIA | 0.3774 \$ | 2.1167 \$ | Y

ECUADOR | 0.5394 \$ | 0.7572 \$ | Y

ESTONIA | 2.1376 \$ | 2.0887 \$ | Y

EGYPT | 0.4327 \$ | 0.6225 \$ | Y

WESTERN SAHARA | 0.5182 \$ | 0 \$ | Y

ERITREA | 1.016 \$ | 0.5899 \$ | Y

SPAIN | 0.0382 \$ | 0.1832 \$ | Y

ETHIOPIA | 0.5827 \$ | 0.5501 \$ | Y

FINLAND | 0.8581 \$ | 0.864 \$ | Y

FIJI | 1.5033 \$ | 0.7629 \$ | Y

FALKLAND ISLANDS (MALVINAS) | 2.8468 \$ | 2.8468 \$ | Y

MICRONESIA (FEDERATED STATES OF) | 1.2557 \$ | 1.2015 \$ | Y

FAROE ISLANDS | 0.2217 \$ | 0.043 \$ | Y

FRANCE | 0.0328 \$ | 0.1259 \$ | Y

GABON | 0.9033 \$ | 1.0008 \$ | Y

UNITED KINGDOM | 0.0234 \$ | 0.0683 \$ | Y

GRENADA | 1.0196 \$ | 1.2755 \$ | Y

GEORGIA | 0.8423 \$ | 1.1831 \$ | Y

FRENCH GUIANA | 0.2963 \$ | 0.175 \$ | Y

GUERNSEY | 0.0234 \$ | 0.0683 \$ | Y

GHANA | 1.1364 \$ | 1.1364 \$ | Y

GIBRALTAR | 0.2328 \$ | 0.9395 \$ | Y

GREENLAND | 1.626 \$ | 0.467 \$ | Y

GAMBIA | 0.9607 \$ | 1.1583 \$ | Y

GUINEA | 1.6788 \$ | 1.3203 \$ | Y

GUADELOUPE, SAINT-MARTIN (FRENCH) AND SAINT

BARTHÉLEMY | 0.0396 \$ | 0.1477 \$ | Y

EQUATORIAL GUINEA | 2.7396 \$ | 2.7396 \$ | Y

GREECE | 0.091 \$ | 0.3357 \$ | Y

GUATEMALA | 0.6252 \$ | 0.7811 \$ | Y

GUAM | 0.041 \$ | 0.041 \$ | Y

GUINEA-BISSAU | 1.2941 \$ | 1.4371 \$ | Y

GUYANA | 0.4821 \$ | 0.4752 \$ | Y

HONG KONG SAR | 0.0863 \$ | 0.1331 \$ | Y

HONDURAS | 0.2681 \$ | 0.3343 \$ | Y

CROATIA | 0.4579 \$ | 1.2507 \$ | Y

HAITI | 0.5103 \$ | 0.6421 \$ | Y

HUNGARY | 0.1211 \$ | 0.2155 \$ | Y

INDONESIA | 0.1486 \$ | 0.2403 \$ | Y

IRELAND | 0.0255 \$ | 0.178 \$ | Y

ISRAEL | 0.0637 \$ | 0.1161 \$ | Y

ISLE OF MAN | 0.0234 \$ | 0.0683 \$ | Y

INDIA | 0.0915 \$ | 0.0838 \$ | Y

IRAQ | 0.3494 \$ | 0.4279 \$ | Y

ICELAND | 0.231 \$ | 0.1052 \$ | Y

ITALY | 0.0337 \$ | 0.2174 \$ | Y

JERSEY | 0.0234 \$ | 0.0683 \$ | Y

JAMAICA | 1.044 \$ | 1.044 \$ | Y
 JORDAN | 0.6553 \$ | 0.8567 \$ | Y
 JAPAN | 0.0603 \$ | 0.1368 \$ | Y
 KENYA | 0.9338 \$ | 0.7235 \$ | Y
 KYRGYZSTAN | 0.3109 \$ | 0.488 \$ | Y
 CAMBODIA | 0.3498 \$ | 0.3498 \$ | Y
 KIRIBATI | 2.7863 \$ | 3.142 \$ | Y
 COMOROS | 0.9568 \$ | 1.0333 \$ | Y
 SAINT KITTS AND NEVIS | 0.9286 \$ | 0.9286 \$ | Y
 KOREA, REPUBLIC OF | 0.1031 \$ | 0.1031 \$ | Y
 KUWAIT | 0.3626 \$ | 0.3626 \$ | Y
 CAYMAN ISLANDS | 0.7256 \$ | 0.4934 \$ | Y
 KAZAKHSTAN | 0.3587 \$ | 0.6848 \$ | Y
 LAO PEOPLE'S DEMOCRATIC REPUBLIC | 0.4181 \$ | 0.2183 \$ | Y
 LEBANON | 0.2847 \$ | 0.3478 \$ | Y
 SAINT LUCIA | 0.958 \$ | 0.5276 \$ | Y
 LIECHTENSTEIN | 0.6118 \$ | 0.3086 \$ | Y
 SRI LANKA | 0.6955 \$ | 0.6955 \$ | Y
 LIBERIA | 1.12 \$ | 1.1089 \$ | Y
 LESOTHO | 1.1344 \$ | 1.6663 \$ | Y
 LITHUANIA | 1.839 \$ | 1.4787 \$ | Y
 LUXEMBOURG | 0.3564 \$ | 0.3828 \$ | Y
 LATVIA | 2.1199 \$ | 2.484 \$ | Y
 LIBYA | 0.8924 \$ | 0.6505 \$ | Y
 MOROCCO | 0.5182 \$ | 2.1317 \$ | Y
 MONACO | 0.8021 \$ | 2.1249 \$ | Y
 MOLDOVA, REPUBLIC OF | 0.676 \$ | 0.7217 \$ | Y
 MONTENEGRO | 0.5112 \$ | 1.2368 \$ | Y
 MADAGASCAR | 1.4516 \$ | 1.5752 \$ | Y
 MARSHALL ISLANDS | 0.5858 \$ | 0.5858 \$ | Y
 NORTH MACEDONIA | 0.66 \$ | 1.5051 \$ | Y
 MALI | 0.8046 \$ | 0.9052 \$ | Y
 MYANMAR | 0.3733 \$ | 0.5144 \$ | Y
 MONGOLIA | 0.102 \$ | 0.0733 \$ | Y
 MACAU SAR | 0.4727 \$ | 0.4727 \$ | Y
 NORTHERN MARIANA ISLANDS | 0.0341 \$ | 0.0341 \$ | Y
 MARTINIQUE | 0.0687 \$ | 0.1504 \$ | Y
 MAURITANIA | 1.2557 \$ | 1.4548 \$ | Y
 MONTSERRAT | 1.2004 \$ | 1.2004 \$ | Y
 MALTA | 0.333 \$ | 0.6614 \$ | Y
 MAURITIUS | 0.7172 \$ | 0.6366 \$ | Y
 MALDIVES | 5.7016 \$ | 5.7016 \$ | Y
 MALAWI | 1.1512 \$ | 0.9794 \$ | Y
 MEXICO | 0.0503 \$ | 0.1712 \$ | Y
 MALAYSIA | 0.1001 \$ | 0.092 \$ | Y
 MOZAMBIQUE | 0.3942 \$ | 0.6628 \$ | Y
 NAMIBIA | 0.3104 \$ | 0.2672 \$ | Y
 NEW CALEDONIA | 1.4091 \$ | 0.65 \$ | Y
 NIGER | 1.0265 \$ | 0.8524 \$ | Y
 NORFOLK ISLAND | 3.0653 \$ | 1.5397 \$ | Y
 NIGERIA | 0.6427 \$ | 0.6427 \$ | Y
 NICARAGUA | 0.2763 \$ | 0.508 \$ | Y
 NETHERLANDS | 0.0913 \$ | 0.4454 \$ | Y
 NORWAY | 0.0339 \$ | 0.152 \$ | Y
 NEPAL | 0.533 \$ | 0.533 \$ | Y
 NAURU | 2.6825 \$ | 2.9276 \$ | Y
 NIUE | 2.5956 \$ | 1.905 \$ | Y
 NEW ZEALAND | 0.0567 \$ | 0.2556 \$ | Y
 OMAN | 0.5335 \$ | 1.1353 \$ | Y
 PANAMA | 0.0485 \$ | 0.9942 \$ | Y
 PERU | 0.0485 \$ | 0.1473 \$ | Y
 FRENCH POLYNESIA | 0.5952 \$ | 0.7716 \$ | Y
 PAPUA NEW GUINEA | 1.3626 \$ | 1.9264 \$ | Y
 PHILIPPINES | 0.5808 \$ | 0.7074 \$ | Y
 PAKISTAN | 0.5731 \$ | 0.5731 \$ | Y
 POLAND | 0.0394 \$ | 0.3728 \$ | Y
 SAINT PIERRE AND MIQUELON | 0.8414 \$ | 0.8414 \$ | Y
 PUERTO RICO | 0.0244 \$ | 0.0244 \$ | Y
 PALESTINE, STATE OF | 0.386 \$ | 0.4516 \$ | Y
 PORTUGAL | 0.0257 \$ | 0.1545 \$ | Y
 PALAU | 0.6559 \$ | 0.6391 \$ | Y
 PARAGUAY | 0.1532 \$ | 0.297 \$ | Y
 QATAR | 0.8433 \$ | 0.8783 \$ | Y
 RÉUNION | 0.3569 \$ | 0.6072 \$ | Y
 ROMANIA | 0.0815 \$ | 0.2815 \$ | Y
 SERBIA | 0.4242 \$ | 0.6421 \$ | Y
 RUSSIAN FEDERATION | 0.1052 \$ | 0.8892 \$ | Y
 RWANDA | 1.1025 \$ | 1.2493 \$ | Y
 SAUDI ARABIA | 0.3751 \$ | 0.561 \$ | Y
 SOLOMON ISLANDS | 1.4091 \$ | 2.7822 \$ | Y
 SEYCHELLES | 1.6025 \$ | 1.5586 \$ | Y

SWEDEN | 0.0237 \$ | 0.0956 \$ | Y
 SINGAPORE | 0.033 \$ | 0.0335 \$ | Y
 SAINT HELENA, ASCENSION AND TRISTAN DA CUNHA | 3.506 \$ | 3.3783 \$ | Y
 SLOVENIA | 0.1855 \$ | 1.1225 \$ | Y
 SLOVAKIA | 0.0699 \$ | 0.4764 \$ | Y
 SIERRA LEONE | 1.2195 \$ | 1.123 \$ | Y
 SAN MARINO | 1.2909 \$ | 0.4557 \$ | Y
 SENEGAL | 1.0517 \$ | 1.2941 \$ | Y
 SOMALIA | 1.1407 \$ | 1.1216 \$ | Y
 SURINAME | 0.2895 \$ | 0.6562 \$ | Y
 SOUTH SUDAN | 0.9464 \$ | 1.0374 \$ | Y
 SAO TOME AND PRINCIPE | 2.3085 \$ | 2.2749 \$ | Y
 EL SALVADOR | 0.8291 \$ | 0.6227 \$ | Y
 SINT MAARTEN (DUTCH PART) | 0.4138 \$ | 0.4682 \$ | Y
 ESWATINI | 0.3321 \$ | 0.386 \$ | Y
 TURKS AND CAICOS ISLANDS | 1.4107 \$ | 1.6547 \$ | Y
 CHAD | 1.1999 \$ | 1.2381 \$ | Y
 FRENCH SOUTHERN TERRITORIES | 0.0346 \$ | 0.2328 \$ | Y
 Y
 TOGO | 0.7351 \$ | 0.6819 \$ | Y
 THAILAND | 0.1272 \$ | 0.1272 \$ | Y
 TAJIKISTAN | 0.3771 \$ | 0.4079 \$ | Y
 TOKELAU | 1.4091 \$ | 3.5465 \$ | Y
 TIMOR-LESTE | 1.4091 \$ | 1.3399 \$ | Y
 TURKMENISTAN | 0.6295 \$ | 0.6295 \$ | Y
 TUNISIA | 1.771 \$ | 1.819 \$ | Y
 TONGA | 2.1194 \$ | 2.1863 \$ | Y
 TURKEY | 0.2267 \$ | 0.5802 \$ | Y
 TRINIDAD AND TOBAGO | 0.5073 \$ | 0.6434 \$ | Y
 TAIWAN, CHINA | 0.0742 \$ | 0.4131 \$ | Y
 TANZANIA, UNITED REPUBLIC OF | 1.61 \$ | 1.61 \$ | Y
 UKRAINE | 0.5868 \$ | 1.0756 \$ | Y
 UGANDA | 1.6082 \$ | 1.6082 \$ | Y
 UNITED STATES MINOR OUTLYING ISLANDS | 0.0341 \$ | 0.0341 \$ | Y
 UNITED STATES OF AMERICA | 0.0319 \$ | 0.0319 \$ | Y
 URUGUAY | 0.2285 \$ | 0.8433 \$ | Y
 UZBEKISTAN | 0.3045 \$ | 0.3045 \$ | Y
 HOLY SEE (VATICAN CITY) | 0.0082 \$ | 0 \$ | Y
 SAINT VINCENT AND THE GRENADINES | 0.9716 \$ | 0.5278 \$ | Y
 VENEZUELA (BOLIVARIAN REPUBLIC OF) | 0.0519 \$ | 0.2809 \$ | Y
 VIRGIN ISLANDS (BRITISH) | 0.4552 \$ | 0.4552 \$ | Y
 VIRGIN ISLANDS (U.S.) | 0.9646 \$ | 1.5306 \$ | Y
 VIET NAM | 0.3143 \$ | 0.3143 \$ | Y
 VANUATU | 1.9162 \$ | 2.1524 \$ | Y
 WALLIS AND FUTUNA | 1.4091 \$ | 1.4091 \$ | Y
 SAMOA | 0.4821 \$ | 1.3863 \$ | Y
 YEMEN | 0.4183 \$ | 0.3325 \$ | Y
 MAYOTTE | 0.3569 \$ | 0.6072 \$ | Y
 SOUTH AFRICA | 0.3846 \$ | 0.6878 \$ | Y
 ZAMBIA | 1.0802 \$ | 1.0231 \$ | Y
 ZIMBABWE | 0.4941 \$ | 0.9245 \$ | Y

Zoom Contact Center Rates

Zoom Contact Center Table Format: Country | Landline Rate | Mobile Rate | Enabled Status

Y means audio for country is Enabled upon provisioning

N means audio for country is Not Enabled upon provisioning

Toll-Free				Virtual Service Phone Number Call-In				Callout			
Country	Landline Rate	Mobile Rate	Enabled Status	Country	Landline Rate	Mobile Rate	Enabled Status	Country	Landline Rate	Mobile Rate	Special Rate Enabled Status
AUSTRALIA	0.0409 \$	0.0438 \$	Y	Not Applicable				ASCENSION ISLAND	1.8031 \$	1.0138 \$	3.0501 \$ Y
CANADA	0.0242 \$	0.0242 \$	Y					ANDORRA	0.1513 \$	0.3313 \$	0.6711 \$ Y
SWITZERLAND	0.2743 \$	1.3716 \$	Y					UNITED ARAB EMIRATES	0.4216 \$	0.4216 \$	Y
CZECHIA	0.0699 \$	0.0699 \$	Y					AFGHANISTAN	0.2974 \$	0.3585 \$	Y
DENMARK	0.037 \$	1.0761 \$	Y					ANTIGUA AND BARBUDA	0.6592 \$	0.6765 \$	Y
SPAIN	0.0582 \$	0.8106 \$	Y					ANGUILLA	0.6737 \$	0.6737 \$	Y
FINLAND	0.1645 \$	0.3771 \$	Y					ALBANIA	0.2412 \$	0.6688 \$	1.1548 \$ Y
UNITED KINGDOM	0.0242 \$	0.0242 \$	Y					ARMENIA	0.2949 \$	0.3289 \$	0.4855 \$ Y
GREECE	0.0385 \$	1.4356 \$	Y					NETHERLANDS ANTILLES	0.1862 \$	0.1428 \$	0.4761 \$ Y
CROATIA	0.1078 \$	0.583 \$	Y								
HUNGARY	0.0699 \$	0.2206 \$	Y								
IRELAND	0.0843 \$	0.5692 \$	Y								
LITHUANIA	0.3172 \$	0.3172 \$	Y								

LUXEMBOURG | 0.0943 \$ | 0.4433 \$ | Y
 NETHERLANDS | 0.2206 \$ | 0.7343 \$ | Y
 NEW ZEALAND | 0.0406 \$ | 0.294 \$ | Y
 POLAND | 0.3231 \$ | 0.3231 \$ | Y
 ROMANIA | 0.1527 \$ | 0.3378 \$ | Y
 SWEDEN | 0.0382 \$ | 0.24 \$ | Y
 SLOVENIA | 0.1665 \$ | 0.4282 \$ | Y
 SLOVAKIA | 0.3143 \$ | 0.981 \$ | Y
 UNITED STATES OF AMERICA | 0.0242 \$ | 0.0242 \$ | Y

ANGOLA | 0.444 \$ | 0.3768 \$ | Y
 ARGENTINA | 0.0746 \$ | 0.3628 \$ | Y
 AMERICAN SAMOA | 0.2108 \$ | 0.2108 \$ | Y
 AUSTRIA | 0.0323 \$ | 0.1484 \$ | 0.9743 \$ | Y
 AUSTRALIA | 0.0286 \$ | 0.1174 \$ | Y
 ARUBA | 0.1483 \$ | 0.3136 \$ | 0.9281 \$ | Y
 AZERBAIJAN | 0.4131 \$ | 0.5003 \$ | 0.5998 \$ | Y
 BOSNIA AND HERZEGOVINA | 0.3985 \$ | 0.8471 \$ | Y
 BARBADOS | 0.6271 \$ | 0.6605 \$ | Y
 BANGLADESH | 0.1099 \$ | 0.1095 \$ | Y
 BELGIUM | 0.1987 \$ | 0.3401 \$ | 1.2688 \$ | Y
 BURKINA FASO | 0.5658 \$ | 0.6218 \$ | Y
 BULGARIA | 0.0765 \$ | 0.5423 \$ | Y
 BAHRAIN | 0.281 \$ | 0.3325 \$ | Y
 BURUNDI | 0.7501 \$ | 0.8479 \$ | 1.0842 \$ | Y
 BENIN | 0.5731 \$ | 0.4972 \$ | Y
 BERMUDA | 0.2075 \$ | 0.2075 \$ | Y
 BRUNEI DARUSSALAM | 0.1356 \$ | 0.0532 \$ | 0.4855 \$ | Y
 BOLIVIA (PLURINATIONAL STATE OF) | 0.3326 \$ | 0.5163 \$ | Y
 BRAZIL | 0.0338 \$ | 0.1666 \$ | Y
 BAHAMAS | 0.405 \$ | 0.405 \$ | Y
 BHUTAN | 0.1197 \$ | 0.0976 \$ | 0.4855 \$ | Y
 BOTSWANA | 0.2813 \$ | 0.6063 \$ | Y
 BELARUS | 0.631 \$ | 0.6322 \$ | 1.5864 \$ | Y
 BELIZE | 0.989 \$ | 0.989 \$ | Y
 CANADA | 0.0229 \$ | 0.0229 \$ | Y
 CONGO, DEMOCRATIC REPUBLIC OF THE | 0.8253 \$ | 0.6767 \$ | 3.1751 \$ | Y
 CENTRAL AFRICAN REPUBLIC | 1.0444 \$ | 0.773 \$ | Y
 SWITZERLAND | 0.2383 \$ | 0.4523 \$ | 0.9834 \$ | Y
 COTE D'IVOIRE | 0.6378 \$ | 0.6786 \$ | 2.1587 \$ | Y
 COOK ISLANDS | 1.5224 \$ | 1.257 \$ | Y
 CHILE | 0.073 \$ | 0.3425 \$ | Y
 CAMEROON | 0.391 \$ | 0.493 \$ | 2.9721 \$ | Y
 CHINA | 0.0255 \$ | 0.0255 \$ | Y
 COLOMBIA | 0.0755 \$ | 0.0647 \$ | Y
 COSTA RICA | 0.0794 \$ | 0.2025 \$ | Y
 CABO VERDE | 0.5061 \$ | 0.3439 \$ | 1.0138 \$ | Y
 CYPRUS | 0.0615 \$ | 0.1846 \$ | Y
 CZECHIA | 0.0729 \$ | 0.1515 \$ | Y
 GERMANY | 0.0228 \$ | 0.0925 \$ | 0.6864 \$ | Y
 DIEGO GARCIA | 0.4141 \$ | 0.4141 \$ | 0.4855 \$ | Y
 DJIBOUTI | 0.6868 \$ | 0.5443 \$ | 1.0138 \$ | Y
 DENMARK | 0.0211 \$ | 0.0906 \$ | 0.5461 \$ | Y
 DOMINICA | 0.6598 \$ | 0.4985 \$ | Y
 DOMINICAN REPUBLIC | 0.1107 \$ | 0.2467 \$ | Y
 ALGERIA | 0.2434 \$ | 1.3656 \$ | Y
 ECUADOR | 0.3479 \$ | 0.4885 \$ | Y
 ESTONIA | 1.3794 \$ | 1.3478 \$ | Y
 EGYPT | 0.2791 \$ | 0.4017 \$ | Y
 ERITREA | 0.6691 \$ | 0.3882 \$ | 1.0138 \$ | Y
 SPAIN | 0.0246 \$ | 0.1182 \$ | 0.6068 \$ | Y
 ETHIOPIA | 0.3834 \$ | 0.362 \$ | 0.9709 \$ | Y
 FINLAND | 0.5538 \$ | 0.5574 \$ | Y
 FIJI | 0.9702 \$ | 0.4923 \$ | Y
 FALKLAND ISLANDS (MALVINAS) | 1.8754 \$ | 1.8754 \$ | Y
 MICRONESIA (FEDERATED STATES OF) | 0.8268 \$ | 0.7908 \$ | Y
 FAROE ISLANDS | 0.1451 \$ | 0.0275 \$ | 0.871 \$ | Y
 FRANCE | 0.0212 \$ | 0.0813 \$ | 0.8235 \$ | Y
 GABON | 0.5946 \$ | 0.6588 \$ | Y
 UNITED KINGDOM | 0.015 \$ | 0.044 \$ | Y
 GRENADA | 0.6578 \$ | 0.8231 \$ | Y
 GEORGIA | 0.5436 \$ | 0.7634 \$ | Y
 FRENCH GUIANA | 0.1945 \$ | 0.1147 \$ | 0.2538 \$ | Y
 GUERNSEY | 0.015 \$ | 0.044 \$ | Y
 GHANA | 0.7333 \$ | 0.7333 \$ | Y
 GIBRALTAR | 0.1506 \$ | 0.6062 \$ | Y
 GREENLAND | 1.0709 \$ | 0.3073 \$ | Y
 GAMBIA | 0.6323 \$ | 0.7625 \$ | Y
 GUINEA | 1.1059 \$ | 0.8697 \$ | 1.5377 \$ | Y
 GUADELOUPE | 0.0253 \$ | 0.0969 \$ | 0.7639 \$ | Y
 EQUATORIAL GUINEA | 1.7676 \$ | 1.7676 \$ | Y
 GREECE | 0.0588 \$ | 0.2166 \$ | Y
 GUATEMALA | 0.4032 \$ | 0.504 \$ | Y
 GUAM | 0.0264 \$ | 0.0264 \$ | Y
 GUINEA-BISSAU | 0.852 \$ | 0.9463 \$ | Y
 GUYANA | 0.317 \$ | 0.3124 \$ | 0.4703 \$ | Y
 HONG KONG SAR | 0.0557 \$ | 0.086 \$ | Y
 HONDURAS | 0.1758 \$ | 0.2194 \$ | 0.4045 \$ | Y
 CROATIA | 0.2955 \$ | 0.8071 \$ | Y
 HAITI | 0.3362 \$ | 0.4224 \$ | 1.3158 \$ | Y

HUNGARY | 0.078 \$ | 0.137 \$ | Y
 INDONESIA | 0.0959 \$ | 0.1553 \$ | Y
 IRELAND | 0.0165 \$ | 0.1151 \$ | Y
 ISRAEL | 0.0412 \$ | 0.0749 \$ | Y
 ISLE OF MAN | 0.015 \$ | 0.044 \$ | Y
 INDIA | 0.059 \$ | 0.054 \$ | Y
 IRAQ | 0.2293 \$ | 0.2813 \$ | 0.7579 \$ | Y
 ICELAND | 0.1487 \$ | 0.068 \$ | Y
 ITALY | 0.0218 \$ | 0.1401 \$ | 0.546 \$ | Y
 JERSEY | 0.015 \$ | 0.044 \$ | Y
 JAMAICA | 0.6737 \$ | 0.6737 \$ | Y
 JORDAN | 0.4227 \$ | 0.5527 \$ | Y
 JAPAN | 0.0388 \$ | 0.0884 \$ | Y
 KENYA | 0.6027 \$ | 0.4668 \$ | Y
 KYRGYZSTAN | 0.2038 \$ | 0.3205 \$ | 1.0233 \$ | Y
 CAMBODIA | 0.2256 \$ | 0.2256 \$ | Y
 KIRIBATI | 1.8356 \$ | 2.0702 \$ | Y
 COMOROS | 0.6299 \$ | 0.6804 \$ | Y
 SAINT KITTS AND NEVIS | 0.5995 \$ | 0.5995 \$ | Y
 KOREA, REPUBLIC OF | 0.0664 \$ | 0.0664 \$ | Y
 KUWAIT | 0.2339 \$ | 0.2339 \$ | Y
 CAYMAN ISLANDS | 0.4683 \$ | 0.3183 \$ | Y
 KAZAKHSTAN | 0.2314 \$ | 0.4421 \$ | Y
 LAO PEOPLE'S DEMOCRATIC REPUBLIC | 0.2746 \$ | 0.1431 \$ | 0.4855 \$ | Y
 LEBANON | 0.187 \$ | 0.2286 \$ | 0.3268 \$ | Y
 SAINT LUCIA | 0.6181 \$ | 0.3404 \$ | Y
 LIECHTENSTEIN | 0.4032 \$ | 0.2028 \$ | 0.9782 \$ | Y
 SRI LANKA | 0.4486 \$ | 0.4486 \$ | Y
 LIBERIA | 0.7372 \$ | 0.7299 \$ | 1.3476 \$ | Y
 LESOTHO | 0.7468 \$ | 1.0975 \$ | 3.4138 \$ | Y
 LITHUANIA | 1.1867 \$ | 0.9542 \$ | Y
 LUXEMBOURG | 0.2298 \$ | 0.2472 \$ | Y
 LATVIA | 1.3679 \$ | 1.6027 \$ | Y
 LIBYA | 0.5872 \$ | 0.4281 \$ | 1.0138 \$ | Y
 MOROCCO | 0.3344 \$ | 1.3755 \$ | Y
 MONACO | 0.5176 \$ | 1.3708 \$ | Y
 MOLDOVA, REPUBLIC OF | 0.4448 \$ | 0.4752 \$ | 1.0183 \$ | Y
 MONTENEGRO | 0.3366 \$ | 0.8146 \$ | 0.8104 \$ | Y
 MADAGASCAR | 0.956 \$ | 1.0377 \$ | 1.4392 \$ | Y
 MARSHALL ISLANDS | 0.3852 \$ | 0.3852 \$ | 1.0138 \$ | Y
 NORTH MACEDONIA | 0.4259 \$ | 0.9711 \$ | Y
 MALI | 0.5294 \$ | 0.5957 \$ | 1.0138 \$ | Y
 MYANMAR | 0.2451 \$ | 0.338 \$ | Y
 MONGOLIA | 0.0666 \$ | 0.0476 \$ | 0.249 \$ | Y
 MACAU SAR | 0.3049 \$ | 0.3049 \$ | Y
 NORTHERN MARIANA ISLANDS | 0.0221 \$ | 0.0221 \$ | Y
 MARTINIQUE | 0.0443 \$ | 0.0984 \$ | 0.6025 \$ | Y
 MAURITANIA | 0.827 \$ | 0.9581 \$ | 1.2139 \$ | Y
 MONTSERRAT | 0.7746 \$ | 0.7746 \$ | Y
 MALTA | 0.2149 \$ | 0.4266 \$ | Y
 MAURITIUS | 0.4626 \$ | 0.4105 \$ | Y
 MALDIVES | 3.6787 \$ | 3.6787 \$ | Y
 MALAWI | 0.7581 \$ | 0.6444 \$ | 1.0138 \$ | Y
 MEXICO | 0.0323 \$ | 0.1104 \$ | Y
 MALAYSIA | 0.0646 \$ | 0.0592 \$ | Y
 MOZAMBIQUE | 0.2591 \$ | 0.4368 \$ | 1.1363 \$ | Y
 NAMIBIA | 0.2036 \$ | 0.1751 \$ | 0.7282 \$ | Y
 NEW CALEDONIA | 0.9281 \$ | 0.4275 \$ | 1.0138 \$ | Y
 NIGER | 0.676 \$ | 0.5612 \$ | 2.3755 \$ | Y
 NORFOLK ISLAND | 2.0188 \$ | 1.0138 \$ | Y
 NIGERIA | 0.4147 \$ | 0.4147 \$ | Y
 NICARAGUA | 0.1811 \$ | 0.3339 \$ | 0.53 \$ | Y
 NETHERLANDS | 0.0589 \$ | 0.2873 \$ | 1.3001 \$ | Y
 NORWAY | 0.0218 \$ | 0.0982 \$ | Y
 NEPAL | 0.3438 \$ | 0.3438 \$ | Y
 NAURU | 1.7669 \$ | 1.9285 \$ | Y
 NIUE | 1.7101 \$ | 1.2547 \$ | Y
 NEW ZEALAND | 0.0366 \$ | 0.1649 \$ | Y
 OMAN | 0.3442 \$ | 0.7324 \$ | Y
 PANAMA | 0.0313 \$ | 0.6413 \$ | Y
 PERU | 0.0314 \$ | 0.0952 \$ | Y
 FRENCH POLYNESIA | 0.3913 \$ | 0.508 \$ | 2.108 \$ | Y
 PAPUA NEW GUINEA | 0.8974 \$ | 1.2688 \$ | Y
 PHILIPPINES | 0.3747 \$ | 0.4564 \$ | Y
 PAKISTAN | 0.3701 \$ | 0.3701 \$ | Y
 POLAND | 0.088 \$ | 0.2405 \$ | Y
 SAINT PIERRE AND MIQUELON | 0.5536 \$ | 0.5536 \$ | 1.0709 \$ | Y
 PUERTO RICO | 0.0156 \$ | 0.0156 \$ | Y
 PALESTINE, STATE OF | 0.2539 \$ | 0.2968 \$ | Y
 PORTUGAL | 0.0168 \$ | 0.0997 \$ | 0.6031 \$ | Y

PARAGUAY | 0.0988 \$ | 0.1917 \$ | Y
 QATAR | 0.544 \$ | 0.5667 \$ | Y
 ROMANIA | 0.0524 \$ | 0.1816 \$ | Y
 SERBIA | 0.2788 \$ | 0.4224 \$ | 0.6671 \$ | Y
 RUSSIAN FEDERATION | 0.068 \$ | 0.5737 \$ | Y
 RWANDA | 0.7116 \$ | 0.8063 \$ | Y
 SAUDI ARABIA | 0.2419 \$ | 0.3618 \$ | Y
 SOLOMON ISLANDS | 0.9281 \$ | 1.8328 \$ | Y
 SEYCHELLES | 1.0555 \$ | 1.0265 \$ | 1.9648 \$ | Y
 SWEDEN | 0.0151 \$ | 0.0617 \$ | 0.5841 \$ | Y
 SINGAPORE | 0.0212 \$ | 0.0216 \$ | Y
 SAINT HELENA, ASCENSION AND TRISTAN
 DA CUNHA | 2.3099 \$ | 2.2259 \$ | Y
 SLOVENIA | 0.1197 \$ | 0.7244 \$ | Y
 SLOVAKIA | 0.0452 \$ | 0.3076 \$ | Y
 SIERRA LEONE | 0.8033 \$ | 0.7398 \$ | 0.9399 \$ |
 Y
 SAN MARINO | 0.8499 \$ | 0.2997 \$ | Y
 SENEGAL | 0.6923 \$ | 0.852 \$ | 1.5128 \$ | Y
 SOMALIA | 0.7509 \$ | 0.739 \$ | 1.0213 \$ | Y
 SURINAME | 0.19 \$ | 0.4315 \$ | 0.8093 \$ | Y
 SOUTH SUDAN | 0.6227 \$ | 0.6828 \$ | Y
 SAO TOME AND PRINCIPE | 1.5207 \$ | 1.4982 \$ |
 Y
 EL SALVADOR | 0.5351 \$ | 0.4018 \$ | Y
 SINT MAARTEN (DUTCH PART) | 0.2669 \$ |
 0.3018 \$ | Y
 ESWATINI | 0.2183 \$ | 0.2538 \$ | 0.391 \$ | Y
 TURKS AND CAICOS ISLANDS | 0.9103 \$ |
 1.0675 \$ | Y
 CHAD | 0.7901 \$ | 0.8153 \$ | 1.043 \$ | Y
 FRENCH SOUTHERN TERRITORIES | 0.0219 \$ |
 0.1524 \$ | Y
 TOGO | 0.4835 \$ | 0.4485 \$ | Y
 THAILAND | 0.082 \$ | 0.082 \$ | Y
 TAJIKISTAN | 0.2478 \$ | 0.2682 \$ | 2.1785 \$ | Y
 TOKELAU | 0.9281 \$ | 2.3363 \$ | Y
 TIMOR-LESTE | 0.9281 \$ | 0.8823 \$ | Y
 TURKMENISTAN | 0.4141 \$ | 0.4141 \$ | 0.4855 \$ |
 Y
 TUNISIA | 1.1664 \$ | 1.198 \$ | 3.7121 \$ | Y
 TONGA | 1.3957 \$ | 1.4402 \$ | Y
 TURKEY | 0.1465 \$ | 0.3744 \$ | Y
 TRINIDAD AND TOBAGO | 0.3274 \$ | 0.415 \$ | Y
 TAIWAN, CHINA | 0.0478 \$ | 0.2664 \$ | Y
 TANZANIA, UNITED REPUBLIC OF | 1.0389 \$ |
 1.0389 \$ | Y
 UKRAINE | 0.3786 \$ | 0.6939 \$ | Y
 UGANDA | 1.0378 \$ | 1.0378 \$ | Y
 UNITED STATES MINOR OUTLYING ISLANDS |
 0.0221 \$ | 0.0221 \$ | Y
 UNITED STATES OF AMERICA | 0.0205 \$ |
 0.0205 \$ | Y
 URUGUAY | 0.1474 \$ | 0.544 \$ | Y
 UZBEKISTAN | 0.1966 \$ | 0.1966 \$ | Y
 SAINT VINCENT AND THE GRENADINES |
 0.6269 \$ | 0.3406 \$ | Y
 VENEZUELA (BOLIVARIAN REPUBLIC OF) |
 0.0334 \$ | 0.1812 \$ | Y
 VIRGIN ISLANDS (BRITISH) | 0.294 \$ | 0.294 \$ |
 Y
 VIRGIN ISLANDS (U.S.) | 0.6223 \$ | 0.9876 \$ | Y
 VIET NAM | 0.2027 \$ | 0.2027 \$ | Y
 VANUATU | 1.2622 \$ | 1.4174 \$ | Y
 WALLIS AND FUTUNA | 0.9281 \$ | 0.9281 \$ |
 0.9298 \$ | Y
 SAMOA | 0.3169 \$ | 0.9128 \$ | Y
 YEMEN | 0.2747 \$ | 0.2186 \$ | Y
 MAYOTTE | 0.2352 \$ | 0.3997 \$ | 1.0138 \$ | Y
 SOUTH AFRICA | 0.248 \$ | 0.4436 \$ | Y
 ZAMBIA | 0.7111 \$ | 0.6735 \$ | Y
 ZIMBABWE | 0.3249 \$ | 0.6082 \$ | Y

Zoom Contact Center SMS/MMS Rates

Zoom Contact Center SMS/MMS can only be used for US and Canada phone numbers. Usage is based on the number of messages sent and charged based on the below rates for each supported country.

Table Format: Country | Rate | Enabled Status

Y means International SMS/MMS for country is Enabled upon provisioning


N means International SMS/MMS for country is Not Enabled upon provisioning

Zoom Contact Center Call-In SMS/MMS Rates
Country | Rate | Enabled Status

Zoom Contact Center Call-Out SMS/MMS Rates
Country | Rate | Enabled Status

AUSTRALIA MOBILE SMSINBOUND 0.1 \$ Y	AMERICAN SAMOA VN SMSOUTBOUND 0.02 \$ Y
CANADA VN SMSINBOUND 0.007 \$ Y	ANGUILLA VN SMSOUTBOUND 0.004 \$ Y
CANADA TF SMSINBOUND 0.007 \$ Y	ANTIGUA AND BARBUDA VN SMSOUTBOUND 0.004 \$ Y
UNITED KINGDOM MOBILE SMSINBOUND 0.1 \$ Y	ARGENTINA VN SMSOUTBOUND 0.004 \$ Y
UNITED STATES OF AMERICA VN SMSINBOUND 0.007 \$ Y	AUSTRALIA VN SMSOUTBOUND 0.1 \$ Y
UNITED STATES OF AMERICA TF SMSINBOUND 0.007 \$ Y	AUSTRALIA MOBILE SMSOUTBOUND 0.1 \$ Y
	AUSTRIA VN SMSOUTBOUND 0.1 \$ Y
	BAHAMAS VN SMSOUTBOUND 0.004 \$ Y
	BARBADOS VN SMSOUTBOUND 0.004 \$ Y
	BELGIUM VN SMSOUTBOUND 0.1 \$ Y
	BELIZE VN SMSOUTBOUND 0.004 \$ Y
	BERMUDA VN SMSOUTBOUND 0.004 \$ Y
	BOLIVIA (PLURINATIONAL STATE OF) VN SMSOUTBOUND 0.004 \$ Y
	BRAZIL VN SMSOUTBOUND 0.004 \$ Y
	CANADA VN SMSOUTBOUND 0.007 \$ Y
	CANADA TF SMSOUTBOUND 0.007 \$ Y
	CAYMAN ISLANDS VN SMSOUTBOUND 0.004 \$ Y
	CHILE VN SMSOUTBOUND 0.004 \$ Y
	CHINA VN SMSOUTBOUND 0.02 \$ Y
	COLOMBIA VN SMSOUTBOUND 0.04 \$ Y
	COSTA RICA VN SMSOUTBOUND 0.04 \$ Y
	CZECHIA VN SMSOUTBOUND 0.1 \$ Y
	DENMARK VN SMSOUTBOUND 0.1 \$ Y
	DOMINICA VN SMSOUTBOUND 0.004 \$ Y
	DOMINICAN REPUBLIC VN SMSOUTBOUND 0.12 \$ Y
	ECUADOR VN SMSOUTBOUND 0.004 \$ Y
	EL SALVADOR VN SMSOUTBOUND 0.004 \$ Y
	ESTONIA VN SMSOUTBOUND 0.02 \$ Y
	FINLAND VN SMSOUTBOUND 0.1 \$ Y
	FRANCE VN SMSOUTBOUND 0.1 \$ Y
	FRENCH GUIANA VN SMSOUTBOUND 0.1 \$ Y
	GERMANY VN SMSOUTBOUND 0.1 \$ Y
	GREECE VN SMSOUTBOUND 0.02 \$ Y
	GREENLAND VN SMSOUTBOUND 0.1 \$ Y
	GRENADA VN SMSOUTBOUND 0.004 \$ Y
	GUAM VN SMSOUTBOUND 0.02 \$ Y
	GUATEMALA VN SMSOUTBOUND 0.02 \$ Y
	GUYANA VN SMSOUTBOUND 0.004 \$ Y
	HAITI VN SMSOUTBOUND 0.12 \$ Y
	HONDURAS VN SMSOUTBOUND 0.004 \$ Y
	HONG KONG SAR VN SMSOUTBOUND 0.12 \$ Y
	HUNGARY VN SMSOUTBOUND 0.02 \$ Y
	INDIA VN SMSOUTBOUND 0.02 \$ Y
	IRELAND VN SMSOUTBOUND 0.1 \$ Y
	ISRAEL VN SMSOUTBOUND 0.1 \$ Y
	ITALY VN SMSOUTBOUND 0.1 \$ Y
	JAMAICA VN SMSOUTBOUND 0.004 \$ Y
	JAPAN VN SMSOUTBOUND 0.12 \$ Y
	KOREA, REPUBLIC OF VN SMSOUTBOUND 0.14 \$ Y
	MEXICO VN SMSOUTBOUND 0.004 \$ Y
	MONTSERRAT VN SMSOUTBOUND 0.02 \$ Y
	NEPAL VN SMSOUTBOUND 0.02 \$ Y
	NETHERLANDS VN SMSOUTBOUND 0.1 \$ Y
	NETHERLANDS ANTILLES VN SMSOUTBOUND 0.004 \$ Y
	NEW ZEALAND VN SMSOUTBOUND 0.1 \$ Y
	NICARAGUA VN SMSOUTBOUND 0.004 \$ Y
	NORWAY VN SMSOUTBOUND 0.1 \$ Y
	PANAMA VN SMSOUTBOUND 0.004 \$ Y
	PARAGUAY VN SMSOUTBOUND 0.004 \$ Y
	PERU VN SMSOUTBOUND 0.004 \$ Y
	PHILIPPINES VN SMSOUTBOUND 0.02 \$ Y
	POLAND VN SMSOUTBOUND 0.1 \$ Y
	PORTUGAL VN SMSOUTBOUND 0.1 \$ Y
	PUERTO RICO VN SMSOUTBOUND 0.02 \$ Y
	ROMANIA VN SMSOUTBOUND 0.2 \$ Y
	RUSSIAN FEDERATION VN SMSOUTBOUND 0.1 \$ Y
	SAINT KITTS AND NEVIS VN SMSOUTBOUND 0.004 \$ Y
	SAINT LUCIA VN SMSOUTBOUND 0.004 \$ Y
	SAINT VINCENT AND THE GRENADINES VN SMSOUTBOUND 0.12 \$ Y
	SINGAPORE VN SMSOUTBOUND 0.14 \$ Y
	SOUTH AFRICA VN SMSOUTBOUND 0.1 \$ Y
	SPAIN VN SMSOUTBOUND 0.1 \$ Y
	SURINAME VN SMSOUTBOUND 0.02 \$ Y
	SWEDEN VN SMSOUTBOUND 0.1 \$ Y
	SWITZERLAND VN SMSOUTBOUND 0.1 \$ Y
	TAIWAN, CHINA VN SMSOUTBOUND 0.14 \$ Y
	THAILAND VN SMSOUTBOUND 0.02 \$ Y
	TIMOR-LESTE VN SMSOUTBOUND 0.02 \$ Y
	TURKEY VN SMSOUTBOUND 0.02 \$ Y
	TURKS AND CAICOS ISLANDS VN SMSOUTBOUND 0.004 \$ Y
	UNITED KINGDOM VN SMSOUTBOUND 0.1 \$ Y
	UNITED KINGDOM MOBILE SMSOUTBOUND 0.1 \$ Y
	UNITED STATES OF AMERICA VN SMSOUTBOUND 0.007 \$ Y
	UNITED STATES OF AMERICA TF SMSOUTBOUND 0.007 \$ Y
	URUGUAY VN SMSOUTBOUND 0.004 \$ Y
	VENEZUELA (BOLIVARIAN REPUBLIC OF) VN SMSOUTBOUND 0.02 \$ Y
	VIET NAM VN SMSOUTBOUND 0.02 \$ Y
	VIRGIN ISLANDS (BRITISH) VN SMSOUTBOUND 0.004 \$ Y
	VIRGIN ISLANDS (U.S.) VN SMSOUTBOUND 0.02 \$ Y

Accepted and agreed as of the date specified below by the authorized representative of Customer

Signature:	
Print Name:	Richard Savage
Date:	12/11/23
Zoom Service Effective Date: 01/01/2024	
PO # (If Applicable):	
VAT # (If Applicable):	
TAN # (If Applicable):	
CIN # (If Applicable):	

The Services will be activated within 48 hours of order signature or Zoom Service Effective Date, whichever is later.

Zoom reserves the right at its sole discretion to accept Order Forms received after the Valid Until date.

If a PO# is required for processing the invoice related to this order, please provide a PO with this order. If issuance of PO is delayed, please provide a PO within 5 days of the service effective date via email to purchase-orders@zoomus.zendesk.com. Notwithstanding the foregoing, the period for payment shall commence as of the applicable invoice date. Such payment period shall not restart based on any delays in issuing a Purchase Order or any procurement process.

Zoom Phone services provided by Zoom Voice Communications, Inc. Rates, terms and conditions for Zoom Phone services are set by Zoom Voice Communications, Inc.



Professional Services

Statement of Work for Zoom Virtual Agent Deployment Services

This Statement of Work for Professional Services (“SOW”) between Zoom Video Communications, Inc. (“Zoom”) and **California Online Public Schools** (“Customer”) is effective on date of the latest signature on this SOW (“Effective Date”) and is governed by the Zoom Terms of Service found at <http://www.zoom.us/terms> (unless Customer and Zoom have entered a written Master Subscription Agreement, in which case such written agreement will govern). Customer’s purchase of Professional Services pursuant to this SOW is also governed by the Zoom Professional Services Terms and Conditions available at: <https://zoom.us/professional-services-terms>. Any capitalized terms used but not defined herein shall have the meaning ascribed to them in the Zoom Terms of Service (or Master Subscription Agreement, as applicable) or Zoom Professional Services Terms and Conditions.

Bill To:	Sold To:
California Online Public Schools 33272 Valle Road San Juan Capistrano, CA United States	California Online Public Schools 33272 Valle Road San Juan Capistrano, CA United States
Contact: Dan Hertzler Phone: (949) 401-3987 Email: dhertzler@californiaops.org	Contact: Dan Hertzler Phone: (949) 401-3987 Email: dhertzler@californiaops.org
SOW Generated/ Revised:	12/05/2023 <small>(SOW pricing and details are only valid 30 days from the generation date)</small>
SOW Number:	PSO-030608
Total SOW Amount:	\$7,110.00
Zoom Account Executive:	Phi Yim
ZVA PSO Rep:	Ethan Spade

Project:

	Scope	Value	Completion Criteria
Project Scope	Each location, function, and feature as identified in Section 1.	As identified in Appendix A (excluding any applicable taxes and expense actuals).	Completion of all Professional Services described in this SOW.

1. Service Scope and Locations

Zoom will perform the tasks listed in this SOW remotely, for the following Zoom Virtual Agent features and functions:



Professional Services

Standard Service Scope:

Standard Requirements:	
Base Zoom Virtual Assistant Solution:	Ad Hoc
Included in the Ad Hoc Solution:	
Number of Bots (Incl. Customer Branding):	2
KB Setup:	ZVA Manual Knowledge Base
KB setup (OOTB) up to 100 articles:	0
KB setup (OOTB) 101 to 500 articles:	0
KB Crawler (HTML):	0
Support channel config (per channel):	3
Mobile configuration:	0
Workflow building (per workflow):	4
Project management:	Included
Personas (per additional persona):	0
Global Variable:	0
OOTB integration setup:	0
Go-live support (per week):	2
Training Hours:	3
Custom Development:	No Custom Integration Required
Project Assumptions:	
1) Two Bots: 1) Current Students & Parents 2) Future Students & Parents	
2) Currently No Knowledge Base Content	
3) Support Channels: Email, Phone, & ZCC Live Chat	
4) No user authentication required	



Professional Services

2. General

- 2.1. In order for Zoom to perform the Professional Services outlined in this SOW, Zoom may require administrator access to Customer's Zoom administrator portal for members of the Zoom project team. Customer acknowledges this requirement and agrees that Zoom may access Customer's Zoom administrator portal and, where necessary in Zoom's reasonable judgment, Customer also authorizes Zoom to create administrator accounts in order for Zoom to perform the Professional Services.
- 2.2. Selection and assignment of a designated Technical Project Manager ("TPM") and Project Engineer ("PE") by Zoom. The Zoom TPM will act as a single point of contact for the delivery of all Professional Deployment Services under this SOW, following Zoom's proven deployment best practices.
- 2.3. Project Management
 - 2.3.1. The Zoom TPM will be responsible for the following activities in connection with this SOW:
 - 2.3.2. Alignment of project goals and scope with Customer expectations during project initiation/ kick-off;
 - 2.3.3. Internal and external project kick-off sessions;
 - 2.3.4. Creation and management of project governance, including but not limited to:
 - 2.3.4.1. Mutually agreed upon Master Project plan and schedule;
 - 2.3.4.2. Roll Out Communication plan, project resource requirements, escalation process, change control, and test plan;
 - 2.3.4.3. Project Action and risk register;
- 2.4. Completion of resource assignments and scheduling in alignment with the master project schedule;
- 2.5. Management of project documentation;
- 2.6. Management of project timelines in alignment and via consensus with the Customer designated internal project manager or single point of contact;
- 2.7. Identification, communication, and mitigation of project risks and issues;
- 2.8. Development, review, authoring, implementation, and managing any mutually agreed upon Change Orders and interventions to achieve project outputs;
- 2.9. Facilitating and leading regular status update meetings, organize planning sessions and Customer steering committees, as applicable;
- 2.10. Completing scoped migration and go live support; and
- 2.11. Performing closure procedures at the conclusion of project activities.

3. Zoom Virtual Agent ("ZVA") Discovery and Needs Assessment

- 3.1. The Zoom TPM and/or Zoom PE will partner with the Customer to schedule high-level Discovery session(s) with Customer's point of contact(s). The number of Department(s), ("Department" is defined as a group of users with their own unique process for handling incoming or outgoing engagements using the Virtual Agent), and number of users involved in the Discovery process are set forth in Section 1 of this SOW. The Zoom Project Team work with the Customer to complete the preliminary Discovery document(s).
- 3.2. Preliminary Discovery
 - 3.2.1. Customer's implementation strategy;
 - 3.2.2. Identify Customer project team members and responsibilities;
 - 3.2.3. Develop high-level project timeline for Virtual Agent deployments and cut-overs;
 - 3.2.4. Document risk-factors that may impact cut-over schedule;
 - 3.2.5. Document Zoom Virtual Agent settings and standards;



Professional Services

3.3. Virtual Agent-specific Discovery and Needs Assessment

- 3.3.1. Review any existing documentation of Customer's current Virtual Agent workflow and routing;
- 3.3.2. Confirm list of domains where Zoom Virtual Agent will be deployed;
- 3.3.3. Confirm all knowledge base URLs and hosts;
- 3.3.4. Identify and document customer experience ("CX") applications in use by Customer, including but not limited to customer relationship management ("CRM"), e-commerce platforms, and custom APIs

4. Data Requirements and Preparation

- 4.1. Zoom will provide Customer with templates for collecting required data for implementation. Items which may be identified and documented are the following:
 - 4.1.1. User List with associated roles for ZVA administrative access;
 - 4.1.2. Top current support queries ("ticket drivers") and links to associated knowledge base articles;
 - 4.1.3. Customer-specific intents to be used for triggering flows;
 - 4.1.4. Business process maps for flow creation with Customer (up to three);
 - 4.1.5. Inter-departmental deployment plan (i.e. engineering, devops, operations);
- 4.2. Customer will provide the required information utilizing the Zoom provided templates with the data requested above to Zoom.

5. Zoom Deployment Services

- 5.1. Zoom Professional Services typically performs all services remotely. Remote delivery/deployment services include the following as specified in Section 1.
 - 5.1.1. Account and organization provisioning for Bots;
 - 5.1.2. ZVA Users and Roles;
 - 5.1.3. KB connector with associated articles;
 - 5.1.4. CRM connector and configuration for a supported (non-custom) platform;
 - 5.1.5. Support channel configuration;
 - 5.1.6. Brand and styling updates;
 - 5.1.7. Welcome greetings;
 - 5.1.8. Configuration and tuning of flows;
 - 5.1.9. Crawl and index Customer knowledge base;
 - 5.1.10. Optimize solutions returned for Customer knowledge base
 - 5.1.11. Configure additional integrated systems (if defined in Section 1 of this Statement of Work);
 - 5.1.12. Admin training;
 - 5.1.13. Perform coordinated testing with the customer;
- 5.2. Guidance and standard template for customer quality assurance testing;
- 5.3. Cut-over preparation, support and deployment assistance during Zoom standard service hours;
- 5.4. Document open issues and enhancement requests;
- 5.5. Perform formal project closure processes;
- 5.6. Transition Customer from deployment to sustaining services (e.g. Zoom Technical Support and Customer Success Manager services);
- 5.7. The additional services will be performed if specified in an attached scoping Exhibit to this SOW.

6. Standard Remote Service Hours



Professional Services

- 6.1. Unless otherwise specified, pricing is based on performing the Services between the hours of 8:00 AM to 5:00 PM local location time, Monday-Friday, excluding Zoom holidays ("Standard Service Hours"). Work performed outside Standard Service Hours may be subject to additional "off hours" charges, via a separately executed SOW or Change Order.

7. Customer Responsibilities and SOW Exclusions

- 7.1. The Customer is responsible for all aspects not specifically included in this SOW. Out of scope and Customer Responsibility items include, without limitation:
 - 7.1.1. Purchase all required Zoom Virtual Agent licenses.
 - 7.1.2. Customer shall use Zoom provided templates for all data compilation exercises.
 - 7.1.3. Customer understands and agrees that they are responsible for gathering and assembling all data as requested by the Zoom Project team.
 - 7.1.4. Post-Deployment End-user support.
 - 7.1.5. Post-Deployment changes and/or modifications to the Zoom Virtual Assistant and its components.
- 7.2. Unless otherwise specified, Customer is responsible for:
 - 7.2.1. Third Party software integration configuration, decommissioning, and/or troubleshooting.
- 7.3. Development of customized user guides, documentation, references, training materials, etc.
- 7.4. Cross-organization coordination and gathering of required information.

8. Delays and Changes

- 8.1. No changes to this SOW, and no changes or additions to the services described herein, will be effective unless it is in writing (via a Change Order or separate SOW) and signed by both parties. Any Change Order will detail the requested change and the effect of such change on the Professional Services, the fees, and the timeline. A Change Order is not effective unless it is in writing and signed by both parties.
- 8.2. Any delays in the performance of consulting services or delivery of deliverables caused by Customer, including without limitation delays in completing and returning Customer documentation required during the Assessment and Design or completing the Needs Assessment, may result in an adjustment of project timeline and additional fees.

9. Project Acknowledgement

- 9.1. This SOW describes the objectives, Deliverables, Departments, fees and other components that are included in this project. Customer acknowledges that the delivery, installation, testing, and payment for the Professional Services rendered under this for any specific Department is not dependent on the delivery, installation, testing, and payment for the Professional Services for any other Department.

Agreement

This SOW is entered into as of the effective date specified above between Zoom Video Communications, Inc. and California Online Public Schools.

Zoom Video Communications, Inc.

California Online Public Schools



Professional Services

DS
KS

By: DocuSigned by:
Deborah Fay
3BA802462F4F44D By:

Date: Dec 15, 2023 Date: 12/11/23

Deborah Fay PO Number: _____
Deputy General Counsel (if applicable)

Appendix A: Pricing for Professional Services

Service	Description	Pricing
Zoom PS	Remote Zoom Professional Services Organization: Zoom Virtual Agent Assessment, Design, Project Management, and Deployment	\$7,110.00
Zoom PS	Custom Development (refer to Appendix B)	
Total Remote Services:		\$7,110.00
† Prices quoted are USD.		

Special Terms and Notes

Any Special Terms & Notes set forth below shall take precedence over any conflicting terms contained in the Zoom Professional Services Terms and Conditions or Customer's Master Subscription Agreement, as applicable.

Departments are limited to those identified within Section 1 of this SOW.

The SOW will be fully completed within six months or less unless otherwise specified in the Customer-specific published Zoom Phone Deployment Project plan developed following Customer project kick-off meeting and Preliminary Discovery and Planning. Invoices will be issued as follows:

- 30% of the total value of this Statement of Work as identified in Section 1 shall be invoiced upon completion of company and Virtual Agent(s) preliminary discovery, design, and planning in the mutually agreed upon project plan as identified in Section 3 above. An email notification will be sent to the customer at the completion of such phase.
- Remaining Statement of Work value shall be invoiced upon the completion of the Zoom Virtual Agent deployment project. An email notification will be sent to the customer at the completion of each Department or group of Departments.

Refer to Section 1 for the details of each. In the event that this SOW is not fully completed within six months or the agreed upon completion date post signature, Zoom has the right to invoice a non-refundable fee for any remaining unused SOW balance.



Statement of Work for Zoom Contact Center Deployment Professional Services

This Statement of Work for Professional Services ("SOW") between Zoom Video Communications, Inc. ("Zoom") and California Connections ("Customer") is effective on date of the latest signature on this SOW ("Effective Date") and is governed by the Zoom Terms of Service found at <http://www.zoom.us/terms> (unless Customer and Zoom have entered a written Master Subscription Agreement, in which case such written agreement will govern). Customer's purchase of Professional Services pursuant to this SOW is also governed by the Zoom Professional Services Terms and Conditions available at: <https://zoom.us/professional-services-terms>. Any capitalized terms used but not defined herein shall have the meaning ascribed to them in the Zoom Terms of Service (or Master Subscription Agreement, as applicable) or Zoom Professional Services Terms and Conditions.

Bill To:	Sold To:
California Connections 33272 Valle Road San Juan Capistrano, CA 92675 USA	California Connections 33272 Valle Road San Juan Capistrano, CA 92675 USA
Contact: Dan Hertzler Phone: Dan Hertzler Email: dhertzler@californiaops.org	Contact: Dan Hertzler Phone: Dan Hertzler Email: dhertzler@californiaops.org
SOW Generated/ Revised:	December 4, 2023 (valid 30 days from the generation date)
SOW Number:	PSO-030833
Total SOW Amount:	\$5,450
Zoom Account Executive:	Phi Yim
Zoom Phone PSO Rep:	Michael Cisneros

Project:

	Scope	Value	Completion Criteria
Project Scope	Each location, function, and feature as identified in Section 1.	As identified in Appendix A (excluding any applicable taxes and expense actuals).	Completion of all Professional Services described in this SOW, for each contact center identified.

1. Service Scope and Locations

Zoom will perform the tasks listed in this SOW remotely, in order to assist with the deployment of the Zoom Contact Center. The following ZCC features and functionality are in scope for the

zoom Professional Services

purpose of this SOW:

Standard Service Scope:

PSO Services Include ¹ :	Qty	
<p>New (Custom Quote)</p> <p style="text-align: center;">Deployment Services for the following:</p>		<p>Channels to be deployed : Voice Chat</p>
<p>Number of Contact Centers:</p> <p style="padding-left: 40px;">Total Channels:</p> <p style="padding-left: 40px;">Agents (Included):</p> <p style="padding-left: 40px;">Supervisors (Included):</p> <p style="padding-left: 40px;">Total Flows:</p> <p style="padding-left: 40px;">Total Queues:</p> <p style="padding-left: 40px;">Campaigns Included (Up to):</p> <p style="padding-left: 40px;">Discovery and Needs Assessment:</p> <p style="padding-left: 40px;">Remote Services to Deploy solution:</p> <p style="padding-left: 40px;">Assistance with User Acceptance Testing:</p> <p style="padding-left: 40px;">DID and Toll Free Number Porting:</p> <p style="padding-left: 40px;">Cut-over Assistance:</p> <p style="padding-left: 40px;">Post Cut-over Deployment Assistance:</p> <p style="padding-left: 40px;">Bring Your Own Carrier (BYOC):</p> <p style="padding-left: 40px;"><u>Zoom Contact Center Remote Training:</u></p> <p style="padding-left: 40px;">Remote Agent Training Sessions (Up to):</p> <p style="padding-left: 40px;">Remote Supervisor Training Sessions (Up to):</p> <p style="padding-left: 40px;">Remote Administrator Training Sessions (Up to):</p> <p style="padding-left: 40px;">WEM: Workforce Management</p> <p style="padding-left: 40px;">WEM: Quality Management</p> <p style="padding-left: 40px;"><u>Standard Contact Center Integration:</u></p>	<p>1</p> <p>2</p> <p>17</p> <p>6</p> <p>4</p> <p>8</p> <p>1</p> <p>Yes</p> <p>Yes</p> <p>Yes</p> <p>Yes</p> <p>Yes</p> <p>Yes</p> <p>Yes</p> <p>Yes</p> <p>Not Included</p> <p>1</p> <p>1</p> <p>1</p> <p>Not Included</p> <p>Not Included</p> <p>Not Included</p>	<p>Virtual DID(s): US/ Canada: 1, EMEA: 0, APAC: 0</p> <p>Each channel includes 2 flows and 4 queues</p>
<p><i>Standard None Integration Includes only the features identified to the right.</i></p>		<p>#N/A</p>

Any features or functions required that are not listed are deemed as Custom

zoom
Professional Services

*Development and would need to be scoped
and priced separately*

Custom Integration or Custom Development Included: Not Required

Project Assumptions

:

- 1) Only those features and functions Generally Available at SOW execution will be deployed.
- 2) _____



2. General

- 2.1. In order for Zoom to perform the Professional Services outlined in this SOW, Zoom may require administrator access to Customer's Zoom administrator portal for members of the Zoom project team. Customer acknowledges this requirement and agrees that Zoom may access Customer's Zoom administrator portal and, where necessary in Zoom's reasonable judgment, Customer also authorizes Zoom to create administrator accounts in order for Zoom to perform the Professional Services.
- 2.2. Selection and assignment of a designated Technical Project Manager ("TPM") and Project Engineer ("PE") by Zoom. The Zoom TPM will act as a single point of contact for the delivery of all Professional Deployment Services under this SOW, following Zoom's proven deployment best practices.
- 2.3. Project Management
 - 2.3.1. The Zoom TPM will be responsible for the following activities in connection with this SOW:
 - 2.3.2. Alignment of project goals and scope with Customer expectations during project initiation/ kick-off;
 - 2.3.3. Internal and external project kick-off sessions;
 - 2.3.4. Creation and management of project governance, including but not limited to:
 - 2.3.4.1. Mutually agreed upon Master Project plan and schedule;
 - 2.3.4.2. Roll Out Communication plan, project resource requirements, escalation process, change control, and test plan;
 - 2.3.4.3. Project Action and risk register;
 - 2.4. Completion of resource assignments and scheduling in alignment with the master project schedule;
 - 2.5. Management of project documentation;
 - 2.6. Management of project timelines in alignment and via consensus with the Customer designated internal project manager or single point of contact;
 - 2.7. Identification, communication, and mitigation of project risks and issues;
 - 2.8. Development, review, authoring, implementation, and managing any mutually agreed upon Change Orders and interventions to achieve project outputs;
 - 2.9. Facilitating and leading regular status update meetings, organize planning sessions and Customer steering committees, as applicable;
 - 2.10. Completing scoped migration and go live support; and
 - 2.11. Performing closure procedures at the conclusion of project activities.

3. Zoom Contact Center Discovery and Needs Assessment

- 3.1. The Zoom TPM and/or Zoom PE will partner with the Customer to schedule high-level Discovery session(s) with Customer's point of contact(s). The number of Department(s), as defined below and number of users involved in the Discovery process are set forth in Section 1 of this SOW. For purposes of this SOW, a "Department" shall mean a group of users with their own unique process for handling incoming or outgoing engagements. The Zoom Project Team work with the Customer to complete the preliminary Discovery document(s).
- 3.2. Preliminary Discovery
 - 3.2.1. Customer's implementation strategy;

zoom

Professional Services

- 3.2.2. Identify Customer project team members and responsibilities;
- 3.2.3. Identify and document all contact center Departments, agents, and members to be deployed;
- 3.2.4. Develop high-level project timeline for contact center deployments and cut-overs;
- 3.2.5. Document risk-factors that may impact cut-over schedule;
- 3.2.6. Document Zoom Contact Center settings and standards;
- 3.3. Contact Center-specific Discovery and Needs Assessment**
 - 3.3.1. Review and high-level documentation of Customer's current contact center workflow and routing;
 - 3.3.2. Work with customer to compile a list of all agents, managers, and contact center users;
 - 3.3.3. Compile listing of all Direct Inward Dial (DID) numbers requiring porting into the Zoom Contact Center solution;
 - 3.3.4. Compile listing of all Toll Free numbers;
 - 3.3.5. Work with the customer to assemble documentation for porting (e.g., phone bills, additional information as required such as utility bills, country management information, etc.)
 - 3.3.6. Contact Center user information;
 - 3.3.7. Contact Center user groups and personas;
 - 3.3.8. Porting data/information (Direct Inward Dial "DID" and Toll Free Numbers);
 - 3.3.9. Current workflow(s);
 - 3.3.10. Skills-based routing;
 - 3.3.11. Roles and Permissions;

4. Data Requirements and Preparation

- 4.1. Zoom will provide the Customer templates for collecting required data for implementation. Items which may be identified and documented are the following:
 - 4.1.1. User List.
 - 4.1.2. Contact-center information.
 - 4.1.3. Direct Inward Dial (DID) Phone numbers.
 - 4.1.4. Contact Center routing including:
 - 4.1.4.1. Workflows;
 - 4.1.4.2. Skills-based routing;
 - 4.1.4.3. Call Queues;
- 4.2. Customer will provide the required information utilizing the Zoom provided templates with the data requested above to Zoom.
- 4.3. Zoom will enter and configure the data provided into the Zoom Portal

5. Zoom Deployment Services

- 5.1. Zoom will only deploy those Quality Management features and functions that are Generally Available at the time of this Statement Of Work's execution.
- 5.2. Zoom Professional Services are performed remotely and shall include include:
 - 5.2.1. Creation of:
 - 5.2.1.1. Contact Center Users;
 - 5.2.1.2. Contact Center-specific Groups;

zoom

Professional Services

- 5.2.1.3. Call workflows;
- 5.2.1.4. Skills-based routing including Skill Categories and Proficiency Profiles.
- 5.2.1.5. Agent Routing Profiles and Agent Routing Priorities;
- 5.2.1.6. Call queues;
- 5.2.1.7. IVR/Auto-receptionist(s);
- 5.2.1.8. Campaigns;
- 5.2.1.9. Standard Contact Center Widgets;
 - 5.2.1.9.1. Send media
 - 5.2.1.9.2. Collect Input
- 5.2.2. Porting of DID numbers identified and documented in the Contact Center Discovery exercise.
- 5.2.3. End-user training sessions;
- 5.2.4. Perform coordinated testing with the customer;
- 5.2.5. Provide Customer with basic template for Customer-specific testing plan;
- 5.3. Guidance and standard template(s) for customer conducted user acceptance testing;
- 5.4. Cut-over preparation.
- 5.5. Hypercare which provides port-implementation support for a period of ten (10 Business days).
 - 5.5.1. Non implementation related support will be provided by Zoom Technical Support in accordance with the level of support the Customer is entitled to receive;
- 5.6. Document open issues and enhancement requests in a project log.
- 5.7. Perform formal project closure processes.
- 5.8. Transition the customer from deployment to sustaining services (e.g. Zoom Technical Support and Customer Success Manager services).
 - 5.8.1. The following services below will be configured and deployed as specified in an Appendix B of this SOW (if applicable);
 - 5.8.1.1. Zoom Phone integration;
 - 5.8.1.2. Custom widgets, outbound flows/ campaigns, customized training, 3rd party application integration, on-site services.

6. Optional Services

- 6.1. In the event that one or more of the following optional professional services noted below is purchased by Customer (as evidenced in Section 1) , the following associated items shall be deployed.
 - 6.1.1. Workforce Management
 - 6.1.1.1. Creation of:
 - 6.1.1.1.1. Workforce Management Users;
 - 6.1.1.1.2. Workforce Management-specific Groups;
 - 6.1.1.1.3. Shifts;
 - 6.1.1.1.4. Activities;
 - 6.1.1.1.5. Forecasts;
 - 6.1.1.1.6. Adherence;
 - 6.1.1.1.7. Preferences;
 - 6.1.2. Quality Management
 - 6.1.2.1. Creation of:
 - 6.1.2.1.1. Agents, Managers, and Quality Management users;

zoom

Professional Services

- 6.1.2.1.2. Roles and Permissions;
- 6.1.2.1.3. Analytics;
- 6.1.2.1.4. Performance Management;
- 6.1.2.1.5. Scorecards;

7. Standard Remote Service Hours

- 7.1. Unless otherwise specified, pricing is based on performing the Services between the hours of 8:00 AM to 5:00 PM local location time, Monday-Friday, excluding Zoom observed holidays ("Standard Service Hours"). Work performed outside Standard Service Hours may be subject to additional "off hours" charges, via a separately executed SOW or Change Order.

8. Customer Responsibilities and SOW Exclusions

- 8.1. The Customer is responsible for all aspects not specifically included in this SOW. Out of scope and Customer Responsibility items include, without limitation:
 - 8.1.1. Purchase all required Zoom Contact Center licenses.
 - 8.1.2. Provide all necessary information and data for DID porting and deployment, including but not limited to:
 - 8.1.2.1. Listing of all users with usernames, email addresses, DID's, Extensions, and location, all pages of all current applicable phone bills for all locations requiring porting services, procure Customer Service Reports ("CSR") from existing carrier(s) for all locations and accounts requiring porting services, service addresses and Authorized Contacts for each phone bill/ carrier account; and BTN for each phone bill/ carrier account.
 - 8.1.3. Customer shall use Zoom provided templates for all data compilation exercises.
 - 8.1.4. Customer understands and agrees that they are responsible for gathering and assembling all data from any legacy systems.
- 1.1. Order and procure any desktop phones and headsets as required ;
- 1.2. LAN/WAN infrastructure:
 - 8.1.5. Network requirements for Zoom products as identified on the Zoom support website and/or network modifications as recommended by Zoom PSO.
- 8.2. Configuration and software installation on customer PCs.
- 8.3. Customizations on individual User endpoints, or phone settings.
- 8.4. Phones or devices being deployed by Customer that are not defined on Zoom's Supported Device Listing on Zoom's support website at: <https://support.zoom.us/hc/en-us/articles/360001299063-Certified-Zoom-Phone-devicesHeadsets>.
- 8.5. Customer-side premise trunk configuration, diagnostics, and/or troubleshooting.
- 8.6. Customer mobile device configuration, diagnostics, and/or troubleshooting.
- 8.7. Post-Deployment End-user support.
- 8.8. Post-Deployment Moves, Adds, and Change activities (MACD).
- 8.9. Unless otherwise specified, Customer is responsible for:
 - 8.9.1. Third Party software and/or hardware integration configuration, decommissioning, and/or troubleshooting, including but not limited to other telephony systems, network equipment, and software applications. Configuration,



deployment, support, and troubleshooting of any desk phones, devices, headsets, and equipment that are not supported by Zoom Contact Center.

- 8.10. Development of customized user guides, documentation, references, training materials, etc.
- 8.11. Customer to provide all pre-recorded greetings and prompts.
- 8.12. Cross-organization coordination and gathering of required information.

9. Customer's Telephone Number Porting Where Applicable

- 9.1. The Customer is responsible for authorizing the telephone number porting by Zoom via the approval and signature of the standard Zoom Letter of Authority (LOA). Zoom shall provide guidance on porting data collection and shall assist with submission of porting request(s). This effort pertains to those locations identified in Section 1. The parties acknowledge and agree that Zoom is not responsible for and does not control the portability of any individual number or group of numbers, and the Professional Services completion shall not be withheld by Customer for any delays arising from or relating to the porting of the numbers.
- 9.2. Customer agrees to the porting process and timelines as detailed in the Zoom Support Article: Common Issues and Questions for Porting at <https://support.zoom.us/hc/en-us/articles/360036099112-Common-issues-and-questions-for-porting>.
- 9.3. Notwithstanding paragraph 6.1 above, the Zoom Project Team and Customer will jointly own the porting responsibility by performing the following tasks for each location together:
 - 9.3.1. The Zoom TPM shall manage initial submission of port requests and any subsequent LOA modifications and submissions.
 - 9.3.2. Customer shall endorse all appropriate Letters of Authorization ("LOA"s) as requested by Zoom using the then current Letter Of Authorization form provided to Customer by Zoom
 - 9.3.3. Customer shall provide to Zoom as requested:
 - 9.3.3.1. All pages of all recent phone bills for those locations requiring the porting of DID's.
 - 9.3.3.2. Customer Service Reports and/or Requests for Information from current carriers and authorized signer for each location.
 - 9.3.3.3. Porting submissions will include numbers mapped to correct location as "company" numbers or Direct Dial phone numbers.

10. Delays and Changes

- 10.1. No changes to this SOW, and no changes or additions to the services described herein, will be effective unless it is in writing (via a Change Order or separate SOW) and signed by both parties. Any Change Order will detail the requested change and the effect of such change on the Professional Services, the fees, and the timeline. A Change Order is not effective unless it is in writing and signed by both parties.
- 10.2. Any delays in the performance of consulting services or delivery of deliverables caused by Customer, including without limitation delays in completing and returning Customer documentation required during the Assessment and Design or completing the Needs Assessment, may result in an adjustment of project timeline and additional fees.



11. Project Acknowledgement

11.1. This SOW describes the objectives, Deliverables, Departments, fees and other components that are included in this project. Customer acknowledges that the delivery, installation, testing, and payment for the Professional Services rendered under this for any specific Department is not dependent on the delivery, installation, testing, and payment for the Professional Services for any other Department.

Agreement

This SOW is entered into as of the effective date specified above between Zoom Video Communications, Inc. and California Connections.

Zoom Video Communications, Inc.

California Connections

DS
KS

DocuSigned by:
Deborah Fay
3BA802462FAE44D

By: [Signature]

Date: Dec 13, 2023

Date: 12/11/2023

Deborah Fay
Deputy General Counsel

PO Number:
(if applicable)



Appendix A: Pricing for Professional Services

Service	Description	Pricing
Zoom PS	Remote Zoom Professional Services Organization: Contact Center Assessment, Design, Project Management, and Deployment of Contact Centers as set forth herein.	\$5,450
Total Remote Services:		\$5,450
¹ Prices quoted are USD.		

Special Terms and Notes
<p>Any Special Terms & Notes set forth below shall take precedence over any conflicting terms contained in the Zoom Professional Services Terms and Conditions or Customer's Master Subscription Agreement, as applicable.</p> <p>Departments are limited to those identified within Section 1 of this SOW.</p> <p>The SOW will be fully completed within six months or less unless otherwise specified in the Customer-specific published Zoom Contact Center Deployment Project plan developed following Customer project kick-off meeting and Preliminary Discovery and Planning. Invoices will be issued as follows:</p> <ol style="list-style-type: none"> 30% of the total value of this Statement of Work as identified in Section 1 shall be invoiced upon completion of company and contact center(s) preliminary discovery, design, and planning in the mutually agreed upon project plan as identified in Section 1 above. An email notification will be sent to the customer at the completion of such phase. The remaining Statement of Work value shall be invoiced upon completion of the cut-over event. An email notification will be sent to the customer at the completion of deployment to each Department or group of Departments. <p>Refer to Section 1 for the details of each. In the event that this SOW is not fully completed within six months or the agreed upon completion date post signature, Zoom has the right to invoice a non-refundable fee for any remaining unused SOW balance.</p>

CalOPS INVOICES To Be Paid Over 20k

(Pearson Invoices will be processed for payment once Board has approved)

Paid by ACH	Uploaded to Charter Impact	Batch Date	Batch School	Vendor	Invoice#	Date of Invoice	Amount	Description	School Allocation
			SoCal	Pearson	91000014951	1/18/2024	\$4,299,941.64	November Inv & Support (Based on Schedule of Fees & Pass Throughs)	SoCal
			SoCal	Pearson	91000015159	1/18/2024	\$3,354,082.88	December Inv & Support (Based on Schedule of Fees & Pass Throughs)	SoCal
			NorCal	Pearson	91000014949	1/18/2024	\$677,904.32	November Inv & Support (Based on Schedule of Fees & Pass Throughs)	NorCal
			NorCal	Pearson	91000015158	1/18/2024	\$661,694.47	December Inv & Support (Based on Schedule of Fees & Pass Throughs)	NorCal
			Central Valley	Pearson	91000014950	1/18/2024	\$374,798.86	November Inv & Support (Based on Schedule of Fees & Pass Throughs)	Central Valley
			Central Valley	Pearson	91000015155	1/18/2024	\$331,177.37	December Inv & Support (Based on Schedule of Fees & Pass Throughs)	Central Valley
			North Bay	Pearson	91000014948	1/18/2024	\$80,621.08	November Inv & Support (Based on Schedule of Fees & Pass Throughs)	North Bay
			North Bay	Pearson	91000015157	1/18/2024	\$65,433.71	December Inv & Support (Based on Schedule of Fees & Pass Throughs)	North Bay
			Central Coast	Pearson	91000014947	1/18/2024	\$64,243.24	November Inv & Support (Based on Schedule of Fees & Pass Throughs)	Central Coast
			Central Coast	Pearson	91000015154	1/18/2024	\$54,953.42	December Inv & Support (Based on Schedule of Fees & Pass Throughs)	Central Coast
			Monterey Bay	Pearson	91000014946	1/18/2024	\$242,540.18	November Inv & Support (Based on Schedule of Fees & Pass Throughs)	Monterey Bay
			Monterey Bay	Pearson	91000015156	1/18/2024	\$208,355.51	December Inv & Support (Based on Schedule of Fees & Pass Throughs)	Monterey Bay



INVOICE

Customer Bill-to:
 California Connections Academy Southern
 California
 33272 Valle Road
 SAN JUAN CAPISTRANO, CA 92675-
 4842

Attention:
 Accounts Payable

Customer Ship-to:
 California Connections Academy
 Southern California
 33272 Valle Road
 SAN JUAN CAPISTRANO, CA
 92675-4842

**Connections Education LLC dba
 Pearson Virtual Schools USA**
 509 S Exeter Street, Suite 202
 Baltimore, MD 21202
Tel: 1-800-843-0019
Email: poblsalesops@pearson.com
Tax ID No:
 68-0519943

Invoice Number : 91000014951
Date : 11-DEC-2023
Due Date :
Payment Terms :
Customer Account : 3921999
Project Number : 82079976
Currency : USD
Shipment Terms :
Purchase Order Number : CalCASC-23/24
Number of Pages : Page 1 of 2

Total Ordered Quantity (No. Of Items) :	2	REMITTANCE INFORMATION	
Net Amount :	USD \$4,269,466.14	Make Checks Payable to:	Bank Wire to:
Tax Total :	USD \$30,475.50	Pearson Virtual Schools USA	Bank Name : Bank of America N A
Invoice Total :	USD \$4,299,941.64	32369 Collection Center Drive	Bank Address :
Amount Due :	USD \$4,299,941.64	Chicago, IL 60693-0323	ABA ACH No : 071000039
			ABA Wire No : 026009593
			SWIFT Code : BOFAUS3N
			A/C No : 8188290225
			Bank Account Name : Connections Education LLC dba Pearson Virtual Schools USA



Invoice Number: 91000014951							Page 2 of 2
Project Number	Project Agreement Number	Description	Quantity	List Price	Net Price	Tax	Line Total
82079976	CalCASC-23/24	Direct Charges	26		3,801,337.73	30,475.50	3,831,813.23
82079976	CalCASC-23/24	Pass Through	16		468,128.41	0.00	468,128.41

To pay your invoice online: Visit <https://ipay2.bizsys.pearson.com/register> to register.
 Already registered? Access your online account by visiting <https://ipay2.bizsys.pearson.com>

Invoice Total	Total Quantity	Subtotal	CGST	SGST	IGST	Total Tax	Invoice Total
		USD	USD	USD	USD	USD	USD
	42	\$4,269,466.14	\$	\$	\$	\$30,475.50	\$4,299,941.64

Invoice Total	Subtotal	Total Tax	Invoice Total
	USD	USD	USD
	\$4,269,466.14	\$30,475.50	\$4,299,941.64



Pearson

Charges for the Following Period:

November 2023

Compensation Expenses

Benefits - Administration	337,122.55
Benefits - Instructional	1,417,973.58
Credit for Nonbillable Earnings Paid by the School	(15,138.41)
Withholdings	403,174.13
	2,143,131.85

Enrollment/Unit Based Charges

Accounting and Regulatory Reporting	22,200.00
Community Outreach	45,833.34
Connexus™ Annual License (EMS)	266,400.00
Curriculum Postage	18,345.25
Direct Course Instruction Support	11,880.00
Educational Resource Center	55,944.00
Enrollment and Records Management	22,236.66
Facility Support Services	1,525.00
Hardware/Software - Employees	16,000.00
Human Resources Support	33,333.33
Internet Subsidy Payment Processing	9,972.15
Monthly Fee per Student on an IEP	120,900.00
School Curriculum Supplies	10,958.33
Short Term Substitute Teaching Services	60,500.00
Student Technology Assistance	210,881.25
Tangible and Intangible Instructional Materials	565,516.88
Technical Support and Repairs	66,600.00
	1,539,026.19

Revenue Based Charges

Marketing Services	59,672.40
School Administration	358,034.41
Treasury Services	89,508.60
	507,215.41

Pass Through Expenses

Miscellaneous	80,092.69
	80,092.69

Total Amount Due

4,269,466.14



Pearson

INVOICE

Customer Bill-to:
 California Connections Academy Southern
 California
 33272 Valle Road
 SAN JUAN CAPISTRANO, CA 92675-
 4842

Attention:
 Accounts Payable

Customer Ship-to:
 California Connections Academy
 Southern California
 33272 Valle Road
 SAN JUAN CAPISTRANO, CA
 92675-4842

**Connections Education LLC dba
 Pearson Virtual Schools USA**
 509 S Exeter Street, Suite 202
 Baltimore, MD 21202
 Tel: 1-800-843-0019
 Email: pobsalesops@pearson.com
Tax ID No:
 68-0519943

Invoice Number : 91000015159
Date : 09-JAN-2024
Due Date :
Payment Terms :
Customer Account : 3921999
Project Number : 82079976
Currency : USD
Shipment Terms :
Purchase Order Number : CalCASC-23/24
Number of Pages : Page 1 of 2

<table style="width: 100%; border-collapse: collapse;"> <tr> <td style="width: 15%;">Total Ordered Quantity (No. Of Items)</td> <td style="width: 5%;">:</td> <td style="width: 10%;"></td> <td style="width: 10%; text-align: right;">2</td> </tr> <tr> <td>Net Amount</td> <td>:</td> <td>USD</td> <td style="text-align: right;">\$3,325,447.10</td> </tr> <tr> <td>Tax Total</td> <td>:</td> <td>USD</td> <td style="text-align: right;">\$28,635.78</td> </tr> <tr> <td>Invoice Total</td> <td>:</td> <td>USD</td> <td style="text-align: right;">\$3,354,082.88</td> </tr> <tr> <td>Amount Due</td> <td>:</td> <td>USD</td> <td style="text-align: right;">\$3,354,082.88</td> </tr> </table>	Total Ordered Quantity (No. Of Items)	:		2	Net Amount	:	USD	\$3,325,447.10	Tax Total	:	USD	\$28,635.78	Invoice Total	:	USD	\$3,354,082.88	Amount Due	:	USD	\$3,354,082.88	<table border="1" style="width: 100%; border-collapse: collapse;"> <thead> <tr> <th colspan="2" style="text-align: center;">REMITTANCE INFORMATION</th> </tr> </thead> <tbody> <tr> <td style="width: 60%;">Make Checks Payable to:</td> <td style="width: 40%;">Bank Wire to:</td> </tr> <tr> <td>Pearson Virtual Schools USA</td> <td>Bank Name : Bank of America N A</td> </tr> <tr> <td>32369 Collection Center Drive</td> <td>Bank Address :</td> </tr> <tr> <td>Chicago, IL 60693-0323</td> <td>ABA ACH No : 071000039</td> </tr> <tr> <td></td> <td>ABA Wire No : 026009593</td> </tr> <tr> <td></td> <td>SWIFT Code : BOFAUS3N</td> </tr> <tr> <td></td> <td>A/C No : 8188290225</td> </tr> <tr> <td></td> <td>Bank Account Name : Connections Education LLC dba Pearson Virtual Schools USA</td> </tr> </tbody> </table>	REMITTANCE INFORMATION		Make Checks Payable to:	Bank Wire to:	Pearson Virtual Schools USA	Bank Name : Bank of America N A	32369 Collection Center Drive	Bank Address :	Chicago, IL 60693-0323	ABA ACH No : 071000039		ABA Wire No : 026009593		SWIFT Code : BOFAUS3N		A/C No : 8188290225		Bank Account Name : Connections Education LLC dba Pearson Virtual Schools USA
Total Ordered Quantity (No. Of Items)	:		2																																				
Net Amount	:	USD	\$3,325,447.10																																				
Tax Total	:	USD	\$28,635.78																																				
Invoice Total	:	USD	\$3,354,082.88																																				
Amount Due	:	USD	\$3,354,082.88																																				
REMITTANCE INFORMATION																																							
Make Checks Payable to:	Bank Wire to:																																						
Pearson Virtual Schools USA	Bank Name : Bank of America N A																																						
32369 Collection Center Drive	Bank Address :																																						
Chicago, IL 60693-0323	ABA ACH No : 071000039																																						
	ABA Wire No : 026009593																																						
	SWIFT Code : BOFAUS3N																																						
	A/C No : 8188290225																																						
	Bank Account Name : Connections Education LLC dba Pearson Virtual Schools USA																																						



Invoice Number: 91000015159							Page 2 of 2
Project Number	Project Agreement Number	Description	Quantity	List Price	Net Price	Tax	Line Total
82079976	CalCASC-23/24	Direct Charges	26		2,782,465.24	28,635.78	2,811,101.02
82079976	CalCASC-23/24	Pass Through	16		542,981.86	0.00	542,981.86

To pay your invoice online: Visit <https://ipay2.bizsys.pearson.com/register> to register.
 Already registered? Access your online account by visiting <https://ipay2.bizsys.pearson.com>

Invoice Total	Subtotal	Total Tax	Invoice Total
	USD	USD	USD
	\$3,325,447.10	\$28,635.78	\$3,354,082.88



Pearson

Charges for the Following Period:

December 2023

Compensation Expenses

Benefits - Administration	161,064.81
Benefits - Instructional	669,834.77
Credit for Nonbillable Earnings Paid by the School	(19,762.59)
Withholdings	276,165.26

1,087,302.25

Enrollment/Unit Based Charges

Accounting and Regulatory Reporting	21,483.33
Community Outreach	45,833.33
Connexus™ Annual License (EMS)	257,800.00
Curriculum Postage	17,916.25
Direct Course Instruction Support	7,744.00
Educational Resource Center	54,138.00
Enrollment and Records Management	21,716.67
Facility Support Services	1,525.00
Hardware/Software - Employees	15,200.00
Human Resources Support	31,666.67
Internet Subsidy Payment Processing	9,795.90
Monthly Fee per Student on an IEP	123,300.00
School Curriculum Supplies	10,791.67
Short Term Substitute Teaching Services	31,800.00
Student Technology Assistance	192,864.58
Tangible and Intangible Instructional Materials	551,954.94
Technical Support and Repairs	64,450.00

1,459,980.34

Revenue Based Charges

Marketing Services	57,833.57
School Administration	347,001.40
Treasury Services	86,750.35

491,585.32

Special Education

Other Services

Pass Through Expenses

Internet Subsidy Payment	125,117.91
Miscellaneous	161,461.28

286,579.19

Total Amount Due

3,325,447.10



INVOICE

Customer Bill-to:
 California Connections Academy Northern
 California
 33272 Valle Road
 SAN JUAN CAPISTRANO, CA 92675-
 4842

Attention:
 Accounts Payable

Customer Ship-to:
 California Connections Academy
 Northern California
 33272 Valle Road
 SAN JUAN CAPISTRANO, CA
 92675-4842

**Connections Education LLC dba
 Pearson Virtual Schools USA**
 509 S Exeter Street, Suite 202
 Baltimore, MD 21202
Tel: 1-800-843-0019
Email: poblsalesops@pearson.com
Tax ID No:
 68-0519943

Invoice Number : 91000014949
Date : 11-DEC-2023
Due Date :
Payment Terms :
Customer Account : 3922560
Project Number : 82079975
Currency : USD
Shipment Terms :
Purchase Order Number : CalCANC-23/24
Number of Pages : Page 1 of 2

<p>Total Ordered Quantity (No. Of Items) : 1</p> <p>Net Amount : USD \$667,331.04</p> <p>Tax Total : USD \$10,573.28</p> <p>Invoice Total : USD \$677,904.32</p> <p>Amount Due : USD \$677,904.32</p>	<p style="text-align: center;">REMITTANCE INFORMATION</p> <table border="1" style="width: 100%; border-collapse: collapse;"> <tr> <td style="width: 60%;">Make Checks Payable to:</td> <td style="width: 40%;">Bank Wire to:</td> </tr> <tr> <td>Pearson Virtual Schools USA</td> <td>Bank Name : Bank of America N A</td> </tr> <tr> <td>32369 Collection Center Drive</td> <td>Bank Address :</td> </tr> <tr> <td>Chicago, IL 60693-0323</td> <td>ABA ACH No : 071000039</td> </tr> <tr> <td></td> <td>ABA Wire No : 026009593</td> </tr> <tr> <td></td> <td>SWIFT Code : BOFAUS3N</td> </tr> <tr> <td></td> <td>A/C No : 8188290225</td> </tr> <tr> <td></td> <td>Bank Account Name : Connections Education LLC dba Pearson Virtual Schools USA</td> </tr> </table>	Make Checks Payable to:	Bank Wire to:	Pearson Virtual Schools USA	Bank Name : Bank of America N A	32369 Collection Center Drive	Bank Address :	Chicago, IL 60693-0323	ABA ACH No : 071000039		ABA Wire No : 026009593		SWIFT Code : BOFAUS3N		A/C No : 8188290225		Bank Account Name : Connections Education LLC dba Pearson Virtual Schools USA
Make Checks Payable to:	Bank Wire to:																
Pearson Virtual Schools USA	Bank Name : Bank of America N A																
32369 Collection Center Drive	Bank Address :																
Chicago, IL 60693-0323	ABA ACH No : 071000039																
	ABA Wire No : 026009593																
	SWIFT Code : BOFAUS3N																
	A/C No : 8188290225																
	Bank Account Name : Connections Education LLC dba Pearson Virtual Schools USA																



Invoice Number: 91000014949							Page 2 of 2
Project Number	Project Agreement Number	Description	Quantity	List Price	Net Price	Tax	Line Total
82079975	CalCANC-23/24	Direct Charges	24		667,331.04	10,573.28	677,904.32

To pay your invoice online: Visit <https://ipay2.bizsys.pearson.com/register> to register.
 Already registered? Access your online account by visiting <https://ipay2.bizsys.pearson.com>

Invoice Total	Total Quantity	Subtotal	CGST	SGST	IGST	Total Tax	Invoice Total
		USD	USD	USD	USD	USD	USD
	24	\$667,331.04	\$	\$	\$	\$10,573.28	\$677,904.32

Invoice Total	Subtotal	Total Tax	Invoice Total
	USD	USD	USD
	\$667,331.04	\$10,573.28	\$677,904.32



Pearson

Charges for the Following Period:	November 2023
--	----------------------

Enrollment/Unit Based Charges

Accounting and Regulatory Reporting	7,837.50
Community Outreach	4,166.66
Connexus™ Annual License (EMS)	94,050.00
Curriculum Postage	6,275.50
Direct Course Instruction Support	4,796.00
Educational Resource Center	19,750.50
Enrollment and Records Management	7,606.67
Facility Support Services	525.00
Hardware/Software - Employees	5,550.00
Human Resources Support	11,562.50
Internet Subsidy Payment Processing	3,391.41
Monthly Fee per Student on an IEP	42,600.00
School Curriculum Supplies	3,791.66
Student Technology Assistance	70,725.00
Tangible and Intangible Instructional Materials	192,545.92
Technical Support and Repairs	23,512.50
	498,686.82

Revenue Based Charges

Marketing Services	19,840.50
School Administration	119,042.98
Treasury Services	29,760.74
	168,644.22

<i>Total Amount Due</i>	667,331.04
--------------------------------	-------------------



Pearson

INVOICE

Customer Bill-to:
 California Connections Academy Northern
 California
 33272 Valle Road
 SAN JUAN CAPISTRANO, CA 92675-
 4842

Attention:
 Accounts Payable

Customer Ship-to:
 California Connections Academy
 Northern California
 33272 Valle Road
 SAN JUAN CAPISTRANO, CA
 92675-4842

**Connections Education LLC dba
 Pearson Virtual Schools USA**
 509 S Exeter Street, Suite 202
 Baltimore, MD 21202
 Tel: 1-800-843-0019
 Email: pobsalesops@pearson.com
Tax ID No:
 68-0519943

Invoice Number : 91000015158
Date : 09-JAN-2024
Due Date :
Payment Terms :
Customer Account : 3922560
Project Number : 82079975
Currency : USD
Shipment Terms :
Purchase Order Number : CalCANC-23/24
Number of Pages : Page 1 of 2

Total Ordered Quantity (No. Of Items) :		1	REMITTANCE INFORMATION	
Net Amount :	USD	\$651,493.69	Make Checks Payable to:	Bank Wire to:
Tax Total :	USD	\$10,200.78	Pearson Virtual Schools USA	Bank Name : Bank of America N A
Invoice Total :	USD	\$661,694.47	32369 Collection Center Drive	Bank Address :
Amount Due :	USD	\$661,694.47	Chicago, IL 60693-0323	ABA ACH No : 071000039
				ABA Wire No : 026009593
				SWIFT Code : BOFAUS3N
				A/C No : 8188290225
				Bank Account Name : Connections Education LLC dba Pearson Virtual Schools USA



Invoice Number: 91000015158							Page 2 of 2
Project Number	Project Agreement Number	Description	Quantity	List Price	Net Price	Tax	Line Total
82079975	CalCANC-23/24	Direct Charges	24		651,493.69	10,200.78	661,694.47

To pay your invoice online: Visit <https://ipay2.bizsys.pearson.com/register> to register.
 Already registered? Access your online account by visiting <https://ipay2.bizsys.pearson.com>

Invoice Total	Subtotal	Total Tax	Invoice Total
	USD	USD	USD
	\$651,493.69	\$10,200.78	\$661,694.47



Pearson

Charges for the Following Period:

December 2023

Enrollment/Unit Based Charges

Accounting and Regulatory Reporting	7,554.17
Community Outreach	4,166.67
Connexus™ Annual License (EMS)	90,650.00
Curriculum Postage	6,319.50
Direct Course Instruction Support	2,571.25
Educational Resource Center	19,036.50
Enrollment and Records Management	7,660.00
Facility Support Services	525.00
Hardware/Software - Employees	5,350.00
Human Resources Support	11,145.83
Internet Subsidy Payment Processing	3,394.26
Monthly Fee per Student on an IEP	43,650.00
School Curriculum Supplies	3,791.67
Student Technology Assistance	65,550.00
Tangible and Intangible Instructional Materials	194,544.17
Technical Support and Repairs	22,662.50
	488,571.52

Revenue Based Charges

Marketing Services	19,167.31
School Administration	115,003.89
Treasury Services	28,750.97
	162,922.17

Total Amount Due

651,493.69



INVOICE

Customer Bill-to:
 California Connections Academy Central Valley
 33272 Valle Road
 SAN JUAN CAPISTRANO, CA 92675-4842

Attention:
 Accounts Payable

Customer Ship-to:
 California Connections Academy Central Valley
 33272 Valle Road
 SAN JUAN CAPISTRANO, CA 92675-4842

Connections Education LLC dba Pearson Virtual Schools USA
 509 S Exeter Street, Suite 202
 Baltimore, MD 21202
 Tel: 1-800-843-0019
 Email: poblsalesops@pearson.com
 Tax ID No:
 68-0519943

Invoice Number : 91000014950
Date : 11-DEC-2023
Due Date :
Payment Terms :
Customer Account : 3922001
Project Number : 82079977
Currency : USD
Shipment Terms :
Purchase Order Number : CalCACV-23/24
Number of Pages : Page 1 of 2

<p>Total Ordered Quantity (No. Of Items) : 1</p> <p>Net Amount : USD \$368,483.39</p> <p>Tax Total : USD \$6,315.47</p> <p>Invoice Total : USD \$374,798.86</p> <p>Amount Due : USD \$374,798.86</p>	<p style="text-align: center;">REMITTANCE INFORMATION</p> <table border="1" style="width: 100%; border-collapse: collapse;"> <tr> <td style="width: 60%;">Make Checks Payable to:</td> <td style="width: 40%;">Bank Wire to:</td> </tr> <tr> <td>Pearson Virtual Schools USA 32369 Collection Center Drive Chicago, IL 60693-0323</td> <td>Bank Name : Bank of America N A</td> </tr> <tr> <td></td> <td>Bank Address :</td> </tr> <tr> <td></td> <td>ABA ACH No : 071000039</td> </tr> <tr> <td></td> <td>ABA Wire No : 026009593</td> </tr> <tr> <td></td> <td>SWIFT Code : BOFAUS3N</td> </tr> <tr> <td></td> <td>A/C No : 8188290225</td> </tr> <tr> <td></td> <td>Bank Account Name : Connections Education LLC dba Pearson Virtual Schools USA</td> </tr> </table>	Make Checks Payable to:	Bank Wire to:	Pearson Virtual Schools USA 32369 Collection Center Drive Chicago, IL 60693-0323	Bank Name : Bank of America N A		Bank Address :		ABA ACH No : 071000039		ABA Wire No : 026009593		SWIFT Code : BOFAUS3N		A/C No : 8188290225		Bank Account Name : Connections Education LLC dba Pearson Virtual Schools USA
Make Checks Payable to:	Bank Wire to:																
Pearson Virtual Schools USA 32369 Collection Center Drive Chicago, IL 60693-0323	Bank Name : Bank of America N A																
	Bank Address :																
	ABA ACH No : 071000039																
	ABA Wire No : 026009593																
	SWIFT Code : BOFAUS3N																
	A/C No : 8188290225																
	Bank Account Name : Connections Education LLC dba Pearson Virtual Schools USA																



Invoice Number: 91000014950							Page 2 of 2
Project Number	Project Agreement Number	Description	Quantity	List Price	Net Price	Tax	Line Total
82079977	CalCACV-23/24	Direct Charges	24		368,483.39	6,315.47	374,798.86

To pay your invoice online: Visit <https://ipay2.bizsys.pearson.com/register> to register.
 Already registered? Access your online account by visiting <https://ipay2.bizsys.pearson.com>

Invoice Total	Total Quantity	Subtotal	CGST	SGST	IGST	Total Tax	Invoice Total
		USD	USD	USD	USD	USD	USD
	24	\$368,483.39	\$	\$	\$	\$6,315.47	\$374,798.86

Invoice Total	Subtotal	Total Tax	Invoice Total
	USD	USD	USD
	\$368,483.39	\$6,315.47	\$374,798.86



Pearson

Charges for the Following Period:

November 2023

Enrollment/Unit Based Charges

Accounting and Regulatory Reporting	4,016.66
Community Outreach	2,083.34
Connexus™ Annual License (EMS)	48,200.00
Curriculum Postage	3,489.75
Direct Course Instruction Support	2,376.00
Educational Resource Center	10,122.00
Enrollment and Records Management	4,230.00
Facility Support Services	200.00
Hardware/Software - Employees	1,900.00
Human Resources Support	3,958.34
Internet Subsidy Payment Processing	1,879.17
Monthly Fee per Student on an IEP	23,400.00
School Curriculum Supplies	1,333.34
Student Technology Assistance	46,910.41
Tangible and Intangible Instructional Materials	107,084.68
Technical Support and Repairs	12,050.00
	273,233.69

Revenue Based Charges

Marketing Services	11,205.85
School Administration	67,235.08
Treasury Services	16,808.77
	95,249.70

Total Amount Due

368,483.39



Pearson

INVOICE

Customer Bill-to:
 California Connections Academy Central Valley
 33272 Valle Road
 SAN JUAN CAPISTRANO, CA 92675-4842

Attention:
 Accounts Payable

Customer Ship-to:
 California Connections Academy Central Valley
 33272 Valle Road
 SAN JUAN CAPISTRANO, CA 92675-4842

Connections Education LLC dba Pearson Virtual Schools USA
 509 S Exeter Street, Suite 202
 Baltimore, MD 21202
 Tel: 1-800-843-0019
 Email: poblsalesops@pearson.com
 Tax ID No:
 68-0519943

Invoice Number : 91000015155
Date : 09-JAN-2024
Due Date :
Payment Terms :
Customer Account : 3922001
Project Number : 82079977
Currency : USD
Shipment Terms :
Purchase Order Number : CalCACV-23/24
Number of Pages : Page 1 of 2

Total Ordered Quantity (No. Of Items) :	1	REMITTANCE INFORMATION	
Net Amount :	USD \$325,976.72	Make Checks Payable to:	Bank Wire to:
Tax Total :	USD \$5,200.65	Pearson Virtual Schools USA	Bank Name : Bank of America N A
Invoice Total :	USD \$331,177.37	32369 Collection Center Drive	Bank Address :
Amount Due :	USD \$331,177.37	Chicago, IL 60693-0323	ABA ACH No : 071000039
			ABA Wire No : 026009593
			SWIFT Code : BOFAUS3N
			A/C No : 8188290225
			Bank Account Name : Connections Education LLC dba Pearson Virtual Schools USA



Invoice Number: 91000015155							Page 2 of 2
Project Number	Project Agreement Number	Description	Quantity	List Price	Net Price	Tax	Line Total
82079977	CalCACV-23/24	Direct Charges	24		325,976.72	5,200.65	331,177.37

To pay your invoice online: Visit <https://ipay2.bizsys.pearson.com/register> to register.
 Already registered? Access your online account by visiting <https://ipay2.bizsys.pearson.com>

Invoice Total	Subtotal	Total Tax	Invoice Total
	USD	USD	USD
	\$325,976.72	\$5,200.65	\$331,177.37



Pearson

Charges for the Following Period:

December 2023

Enrollment/Unit Based Charges

Accounting and Regulatory Reporting	3,616.67
Community Outreach	2,083.33
Connexus™ Annual License (EMS)	43,400.00
Curriculum Postage	3,038.75
Direct Course Instruction Support	1,633.50
Educational Resource Center	9,114.00
Enrollment and Records Management	3,683.33
Facility Support Services	200.00
Hardware/Software - Employees	1,900.00
Human Resources Support	3,958.33
Internet Subsidy Payment Processing	1,670.83
Monthly Fee per Student on an IEP	23,250.00
School Curriculum Supplies	1,333.33
Student Technology Assistance	36,560.42
Tangible and Intangible Instructional Materials	93,315.79
Technical Support and Repairs	10,850.00
	239,608.28

Revenue Based Charges

Marketing Services	10,160.99
School Administration	60,965.96
Treasury Services	15,241.49
	86,368.44

Total Amount Due

325,976.72



INVOICE

Customer Bill-to:
 California Connections Academy North Bay
 33272 Valle Road
 SAN JUAN CAPISTRANO, CA 92675-4842

Attention:
 Accounts Payable

Customer Ship-to:
 California Connections Academy North Bay
 33272 Valle Road
 SAN JUAN CAPISTRANO, CA 92675-4842

Connections Education LLC dba Pearson Virtual Schools USA
 509 S Exeter Street, Suite 202
 Baltimore, MD 21202
 Tel: 1-800-843-0019
 Email: poblsalesops@pearson.com
 Tax ID No:
 68-0519943

Invoice Number : 91000014948
Date : 11-DEC-2023
Due Date :
Payment Terms :
Customer Account : 3903212
Project Number : 82079974
Currency : USD
Shipment Terms :
Purchase Order Number : CalCANB-23/24
Number of Pages : Page 1 of 2

Total Ordered Quantity (No. Of Items) :	1	REMITTANCE INFORMATION	
Net Amount :	USD \$79,301.69	Make Checks Payable to:	Bank Wire to:
Tax Total :	USD \$1,319.39	Pearson Virtual Schools USA	Bank Name : Bank of America N A
Invoice Total :	USD \$80,621.08	32369 Collection Center Drive	Bank Address :
Amount Due :	USD \$80,621.08	Chicago, IL 60693-0323	ABA ACH No : 071000039
			ABA Wire No : 026009593
			SWIFT Code : BOFAUS3N
			A/C No : 8188290225
			Bank Account Name : Connections Education LLC dba Pearson Virtual Schools USA



Invoice Number: 91000014948							Page 2 of 2
Project Number	Project Agreement Number	Description	Quantity	List Price	Net Price	Tax	Line Total
82079974	CalCANB-23/24	Direct Charges	23		79,301.69	1,319.39	80,621.08

To pay your invoice online: Visit <https://ipay2.bizsys.pearson.com/register> to register.
 Already registered? Access your online account by visiting <https://ipay2.bizsys.pearson.com>

Invoice Total	Total Quantity	Subtotal	CGST	SGST	IGST	Total Tax	Invoice Total
		USD	USD	USD	USD	USD	USD
	23	\$79,301.69	\$	\$	\$	\$1,319.39	\$80,621.08

Invoice Total	Subtotal	Total Tax	Invoice Total
	USD	USD	USD
	\$79,301.69	\$1,319.39	\$80,621.08



Pearson

Charges for the Following Period:

November 2023

Enrollment/Unit Based Charges

Accounting and Regulatory Reporting	929.16
Connexus™ Annual License (EMS)	11,150.00
Curriculum Postage	775.50
Direct Course Instruction Support	440.00
Educational Resource Center	2,341.50
Enrollment and Records Management	940.00
Facility Support Services	75.00
Hardware/Software - Employees	400.00
Human Resources Support	833.34
Internet Subsidy Payment Processing	343.29
Monthly Fee per Student on an IEP	3,450.00
School Curriculum Supplies	291.66
Student Technology Assistance	9,200.00
Tangible and Intangible Instructional Materials	24,423.95
Technical Support and Repairs	2,787.50

58,380.90

Revenue Based Charges

Marketing Services	2,461.27
School Administration	14,767.62
Treasury Services	3,691.90

20,920.79

Total Amount Due

79,301.69



Pearson

INVOICE

Customer Bill-to:
 California Connections Academy North Bay
 33272 Valle Road
 SAN JUAN CAPISTRANO, CA 92675-4842

Attention:
 Accounts Payable

Customer Ship-to:
 California Connections Academy North Bay
 33272 Valle Road
 SAN JUAN CAPISTRANO, CA 92675-4842

Connections Education LLC dba Pearson Virtual Schools USA
 509 S Exeter Street, Suite 202
 Baltimore, MD 21202
 Tel: 1-800-843-0019
 Email: pobsalesops@pearson.com
 Tax ID No:
 68-0519943

Invoice Number : 91000015157
Date : 09-JAN-2024
Due Date :
Payment Terms :
Customer Account : 3903212
Project Number : 82079974
Currency : USD
Shipment Terms :
Purchase Order Number : CalCANB-23/24
Number of Pages : Page 1 of 2

Total Ordered Quantity (No. Of Items) :		1	REMITTANCE INFORMATION	
Net Amount :	USD	\$64,392.08	Make Checks Payable to:	Bank Wire to:
Tax Total :	USD	\$1,041.63	Pearson Virtual Schools USA	Bank Name : Bank of America N A
Invoice Total :	USD	\$65,433.71	32369 Collection Center Drive	Bank Address :
Amount Due :	USD	\$65,433.71	Chicago, IL 60693-0323	ABA ACH No : 071000039
				ABA Wire No : 026009593
				SWIFT Code : BOFAUS3N
				A/C No : 8188290225
				Bank Account Name : Connections Education LLC dba Pearson Virtual Schools USA



Invoice Number: 91000015157							Page 2 of 2
Project Number	Project Agreement Number	Description	Quantity	List Price	Net Price	Tax	Line Total
82079974	CalCANB-23/24	Direct Charges	23		64,392.08	1,041.63	65,433.71

To pay your invoice online: Visit <https://ipay2.bizsys.pearson.com/register> to register.
 Already registered? Access your online account by visiting <https://ipay2.bizsys.pearson.com>

Invoice Total	Subtotal	Total Tax	Invoice Total
	USD	USD	USD
	\$64,392.08	\$1,041.63	\$65,433.71



Pearson

Charges for the Following Period:

December 2023

Enrollment/Unit Based Charges

Accounting and Regulatory Reporting	729.17
Connexus™ Annual License (EMS)	8,750.00
Curriculum Postage	621.50
Direct Course Instruction Support	302.50
Educational Resource Center	1,837.50
Enrollment and Records Management	753.33
Facility Support Services	75.00
Hardware/Software - Employees	400.00
Human Resources Support	833.33
Internet Subsidy Payment Processing	337.77
Monthly Fee per Student on an IEP	4,050.00
School Curriculum Supplies	291.67
Student Technology Assistance	7,091.67
Tangible and Intangible Instructional Materials	19,350.99
Technical Support and Repairs	2,187.50

47,611.93

Revenue Based Charges

Marketing Services	1,974.14
School Administration	11,844.81
Treasury Services	2,961.20

16,780.15

Total Amount Due

64,392.08



INVOICE

Customer Bill-to:
 California Connections Academy Central
 Coast
 33272 VALLE RD
 SAN JUAN CAPISTRANO, CA 92675

Attention:
 Accounts Payable

Customer Ship-to:
 California Connections Academy
 Central Coast
 33272 VALLE RD
 SAN JUAN CAPISTRANO, CA 92675

**Connections Education LLC dba
 Pearson Virtual Schools USA**
 509 S Exeter Street, Suite 202
 Baltimore, MD 21202
Tel: 1-800-843-0019
Email: poblsalesops@pearson.com
Tax ID No:
 68-0519943

Invoice Number : 91000014947
Date : 11-DEC-2023
Due Date :
Payment Terms :
Customer Account : 4235156
Project Number : 82079911
Currency : USD
Shipment Terms :
Purchase Order Number : CalCACC-23/24
Number of Pages : Page 1 of 2

Total Ordered Quantity (No. Of Items) :			1	REMITTANCE INFORMATION	
Net Amount :	USD		\$63,140.44	Make Checks Payable to:	Bank Wire to:
Tax Total :	USD		\$1,102.80	Pearson Virtual Schools USA	Bank Name : Bank of America N A
Invoice Total :	USD		\$64,243.24	32369 Collection Center Drive	Bank Address :
Amount Due :	USD		\$64,243.24	Chicago, IL 60693-0323	ABA ACH No : 071000039
					ABA Wire No : 026009593
					SWIFT Code : BOFAUS3N
					A/C No : 8188290225
					Bank Account Name : Connections Education LLC dba Pearson Virtual Schools USA



Invoice Number: 91000014947							Page 2 of 2
Project Number	Project Agreement Number	Description	Quantity	List Price	Net Price	Tax	Line Total
82079911	CalCACC-23/24	Direct Charges	23		63,140.44	1,102.80	64,243.24

To pay your invoice online: Visit <https://ipay2.bizsys.pearson.com/register> to register.
 Already registered? Access your online account by visiting <https://ipay2.bizsys.pearson.com>

Invoice Total	Total Quantity	Subtotal	CGST	SGST	IGST	Total Tax	Invoice Total
		USD	USD	USD	USD	USD	USD
	23	\$63,140.44	\$	\$	\$	\$1,102.80	\$64,243.24

Invoice Total	Subtotal	Total Tax	Invoice Total
	USD	USD	USD
	\$63,140.44	\$1,102.80	\$64,243.24



Pearson

Charges for the Following Period:	November 2023
--	----------------------

Enrollment/Unit Based Charges

Accounting and Regulatory Reporting	700.00
Connexus™ Annual License (EMS)	8,400.00
Curriculum Postage	671.00
Direct Course Instruction Support	264.00
Educational Resource Center	1,764.00
Enrollment and Records Management	813.33
Facility Support Services	25.00
Hardware/Software - Employees	300.00
Human Resources Support	625.00
Internet Subsidy Payment Processing	349.51
Monthly Fee per Student on an IEP	3,000.00
School Curriculum Supplies	208.34
Student Technology Assistance	7,666.67
Tangible and Intangible Instructional Materials	20,690.82
Technical Support and Repairs	2,100.00
	47,577.67

Revenue Based Charges

Marketing Services	1,830.91
School Administration	10,985.49
Treasury Services	2,746.37
	15,562.77

Total Amount Due

63,140.44



Pearson

INVOICE

Customer Bill-to:
 California Connections Academy Central Coast
 33272 VALLE RD
 SAN JUAN CAPISTRANO, CA 92675

Attention:
 Accounts Payable

Customer Ship-to:
 California Connections Academy Central Coast
 33272 VALLE RD
 SAN JUAN CAPISTRANO, CA 92675

Connections Education LLC dba Pearson Virtual Schools USA
 509 S Exeter Street, Suite 202
 Baltimore, MD 21202
 Tel: 1-800-843-0019
 Email: poblsalesops@pearson.com
Tax ID No:
 68-0519943

Invoice Number : 91000015154
Date : 09-JAN-2024
Due Date :
Payment Terms :
Customer Account : 4235156
Project Number : 82079911
Currency : USD
Shipment Terms :
Purchase Order Number : CalCACC-23/24
Number of Pages : Page 1 of 2

<table style="width: 100%; border-collapse: collapse;"> <tr> <td style="width: 15%;">Total Ordered Quantity (No. Of Items)</td> <td style="width: 5%;">:</td> <td style="width: 10%;"></td> <td style="width: 10%; text-align: right;">1</td> </tr> <tr> <td>Net Amount</td> <td>:</td> <td>USD</td> <td style="text-align: right;">\$54,046.57</td> </tr> <tr> <td>Tax Total</td> <td>:</td> <td>USD</td> <td style="text-align: right;">\$906.85</td> </tr> <tr> <td>Invoice Total</td> <td>:</td> <td>USD</td> <td style="text-align: right;">\$54,953.42</td> </tr> <tr> <td>Amount Due</td> <td>:</td> <td>USD</td> <td style="text-align: right;">\$54,953.42</td> </tr> </table>	Total Ordered Quantity (No. Of Items)	:		1	Net Amount	:	USD	\$54,046.57	Tax Total	:	USD	\$906.85	Invoice Total	:	USD	\$54,953.42	Amount Due	:	USD	\$54,953.42	<p style="text-align: center;">REMITTANCE INFORMATION</p> <table style="width: 100%; border-collapse: collapse;"> <tr> <td style="width: 60%; border-bottom: 1px dashed black;">Make Checks Payable to:</td> <td style="width: 40%; border-bottom: 1px dashed black;">Bank Wire to:</td> </tr> <tr> <td style="border-bottom: 1px dashed black;">Pearson Virtual Schools USA 32369 Collection Center Drive Chicago, IL 60693-0323</td> <td style="border-bottom: 1px dashed black;">Bank Name : Bank of America N A</td> </tr> <tr> <td style="border-bottom: 1px dashed black;"></td> <td style="border-bottom: 1px dashed black;">Bank Address :</td> </tr> <tr> <td style="border-bottom: 1px dashed black;"></td> <td style="border-bottom: 1px dashed black;">ABA ACH No : 071000039</td> </tr> <tr> <td style="border-bottom: 1px dashed black;"></td> <td style="border-bottom: 1px dashed black;">ABA Wire No : 026009593</td> </tr> <tr> <td style="border-bottom: 1px dashed black;"></td> <td style="border-bottom: 1px dashed black;">SWIFT Code : BOFAUS3N</td> </tr> <tr> <td style="border-bottom: 1px dashed black;"></td> <td style="border-bottom: 1px dashed black;">A/C No : 8188290225</td> </tr> <tr> <td style="border-bottom: 1px dashed black;"></td> <td style="border-bottom: 1px dashed black;">Bank Account Name : Connections Education LLC dba Pearson Virtual Schools USA</td> </tr> </table>	Make Checks Payable to:	Bank Wire to:	Pearson Virtual Schools USA 32369 Collection Center Drive Chicago, IL 60693-0323	Bank Name : Bank of America N A		Bank Address :		ABA ACH No : 071000039		ABA Wire No : 026009593		SWIFT Code : BOFAUS3N		A/C No : 8188290225		Bank Account Name : Connections Education LLC dba Pearson Virtual Schools USA
Total Ordered Quantity (No. Of Items)	:		1																																		
Net Amount	:	USD	\$54,046.57																																		
Tax Total	:	USD	\$906.85																																		
Invoice Total	:	USD	\$54,953.42																																		
Amount Due	:	USD	\$54,953.42																																		
Make Checks Payable to:	Bank Wire to:																																				
Pearson Virtual Schools USA 32369 Collection Center Drive Chicago, IL 60693-0323	Bank Name : Bank of America N A																																				
	Bank Address :																																				
	ABA ACH No : 071000039																																				
	ABA Wire No : 026009593																																				
	SWIFT Code : BOFAUS3N																																				
	A/C No : 8188290225																																				
	Bank Account Name : Connections Education LLC dba Pearson Virtual Schools USA																																				



Invoice Number: 91000015154							Page 2 of 2
Project Number	Project Agreement Number	Description	Quantity	List Price	Net Price	Tax	Line Total
82079911	CalCACC-23/24	Direct Charges	23		54,046.57	906.85	54,953.42

To pay your invoice online: Visit <https://ipay2.bizsys.pearson.com/register> to register.
 Already registered? Access your online account by visiting <https://ipay2.bizsys.pearson.com>

Invoice Total	Subtotal	Total Tax	Invoice Total
	USD	USD	USD
	\$54,046.57	\$906.85	\$54,953.42



Pearson

Charges for the Following Period:	December 2023
--	----------------------

Enrollment/Unit Based Charges

Accounting and Regulatory Reporting	616.67
Connexus™ Annual License (EMS)	7,400.00
Curriculum Postage	561.00
Direct Course Instruction Support	181.50
Educational Resource Center	1,554.00
Enrollment and Records Management	680.00
Facility Support Services	25.00
Hardware/Software - Employees	300.00
Human Resources Support	625.00
Internet Subsidy Payment Processing	285.64
Monthly Fee per Student on an IEP	2,850.00
School Curriculum Supplies	208.33
Student Technology Assistance	6,133.33
Tangible and Intangible Instructional Materials	17,296.38
Technical Support and Repairs	1,850.00

40,566.85

Revenue Based Charges

Marketing Services	1,585.85
School Administration	9,515.09
Treasury Services	2,378.78

13,479.72

Total Amount Due

54,046.57



INVOICE

Customer Bill-to:
 California Connections Academy Monterey
 Bay
 33272 Valle Road
 SAN JUAN CAPISTRANO, CA 92675-
 4842

Attention:
 Accounts Payable

Customer Ship-to:
 California Connections Academy
 Monterey Bay
 33272 Valle Road
 SAN JUAN CAPISTRANO, CA
 92675-4842

**Connections Education LLC dba
 Pearson Virtual Schools USA**
 509 S Exeter Street, Suite 202
 Baltimore, MD 21202
Tel: 1-800-843-0019
Email: poblsalesops@pearson.com
Tax ID No:
 68-0519943

Invoice Number : 91000014946
Date : 11-DEC-2023
Due Date :
Payment Terms :
Customer Account : 3973052
Project Number : 82079973
Currency : USD
Shipment Terms :
Purchase Order Number : CalCAMB-23/24
Number of Pages : Page 1 of 2

Total Ordered Quantity (No. Of Items) :	1	REMITTANCE INFORMATION	
Net Amount :	USD \$238,843.08	Make Checks Payable to:	Bank Wire to:
Tax Total :	USD \$3,697.10	Pearson Virtual Schools USA	Bank Name : Bank of America N A
Invoice Total :	USD \$242,540.18	32369 Collection Center Drive	Bank Address :
Amount Due :	USD \$242,540.18	Chicago, IL 60693-0323	ABA ACH No : 071000039
			ABA Wire No : 026009593
			SWIFT Code : BOFAUS3N
			A/C No : 8188290225
			Bank Account Name : Connections Education LLC dba Pearson Virtual Schools USA



Invoice Number: 91000014946							Page 2 of 2
Project Number	Project Agreement Number	Description	Quantity	List Price	Net Price	Tax	Line Total
82079973	CalCAMB-23/24	Direct Charges	23		238,843.08	3,697.10	242,540.18

To pay your invoice online: Visit <https://ipay2.bizsys.pearson.com/register> to register.
 Already registered? Access your online account by visiting <https://ipay2.bizsys.pearson.com>

Invoice Total	Total Quantity	Subtotal	CGST	SGST	IGST	Total Tax	Invoice Total
			USD	USD	USD	USD	USD
	23	\$238,843.08	\$	\$	\$	\$3,697.10	\$242,540.18

Invoice Total	Subtotal	Total Tax	Invoice Total
	USD	USD	USD
	\$238,843.08	\$3,697.10	\$242,540.18



Pearson

Charges for the Following Period:

November 2023

Enrollment/Unit Based Charges

Accounting and Regulatory Reporting	2,883.33
Connexus™ Annual License (EMS)	34,600.00
Curriculum Postage	2,409.00
Direct Course Instruction Support	1,892.00
Educational Resource Center	7,266.00
Enrollment and Records Management	2,920.00
Facility Support Services	150.00
Hardware/Software - Employees	1,400.00
Human Resources Support	2,916.66
Internet Subsidy Payment Processing	1,164.58
Monthly Fee per Student on an IEP	12,900.00
School Curriculum Supplies	1,000.00
Student Technology Assistance	23,431.25
Tangible and Intangible Instructional Materials	74,789.63
Technical Support and Repairs	8,650.00
	178,372.45

Revenue Based Charges

Marketing Services	7,114.19
School Administration	42,685.16
Treasury Services	10,671.28
	60,470.63

Total Amount Due

238,843.08



Pearson

INVOICE

Customer Bill-to:
 California Connections Academy Monterey
 Bay
 33272 Valle Road
 SAN JUAN CAPISTRANO, CA 92675-
 4842

Attention:
 Accounts Payable

Customer Ship-to:
 California Connections Academy
 Monterey Bay
 33272 Valle Road
 SAN JUAN CAPISTRANO, CA
 92675-4842

**Connections Education LLC dba
 Pearson Virtual Schools USA**
 509 S Exeter Street, Suite 202
 Baltimore, MD 21202
 Tel: 1-800-843-0019
 Email: pobsalesops@pearson.com
Tax ID No:
 68-0519943

Invoice Number : 91000015156
Date : 09-JAN-2024
Due Date :
Payment Terms :
Customer Account : 3973052
Project Number : 82079973
Currency : USD
Shipment Terms :
Purchase Order Number : CalCAMB-23/24
Number of Pages : Page 1 of 2

<table style="width: 100%; border-collapse: collapse;"> <tr> <td style="width: 15%;">Total Ordered Quantity (No. Of Items)</td> <td style="width: 5%;">:</td> <td style="width: 10%;"></td> <td style="width: 10%; text-align: right;">1</td> </tr> <tr> <td>Net Amount</td> <td>:</td> <td>USD</td> <td style="text-align: right;">\$205,224.21</td> </tr> <tr> <td>Tax Total</td> <td>:</td> <td>USD</td> <td style="text-align: right;">\$3,131.30</td> </tr> <tr> <td>Invoice Total</td> <td>:</td> <td>USD</td> <td style="text-align: right;">\$208,355.51</td> </tr> <tr> <td>Amount Due</td> <td>:</td> <td>USD</td> <td style="text-align: right;">\$208,355.51</td> </tr> </table>	Total Ordered Quantity (No. Of Items)	:		1	Net Amount	:	USD	\$205,224.21	Tax Total	:	USD	\$3,131.30	Invoice Total	:	USD	\$208,355.51	Amount Due	:	USD	\$208,355.51	<table border="1" style="width: 100%; border-collapse: collapse;"> <thead> <tr> <th colspan="2" style="text-align: center; border-bottom: 1px dashed black;">REMITTANCE INFORMATION</th> </tr> </thead> <tbody> <tr> <td style="border-bottom: 1px dashed black;">Make Checks Payable to:</td> <td style="border-bottom: 1px dashed black;">Bank Wire to:</td> </tr> <tr> <td style="border-bottom: 1px dashed black;">Pearson Virtual Schools USA 32369 Collection Center Drive Chicago, IL 60693-0323</td> <td style="border-bottom: 1px dashed black;">Bank Name : Bank of America N A</td> </tr> <tr> <td style="border-bottom: 1px dashed black;"></td> <td style="border-bottom: 1px dashed black;">Bank Address :</td> </tr> <tr> <td style="border-bottom: 1px dashed black;"></td> <td style="border-bottom: 1px dashed black;">ABA ACH No : 071000039</td> </tr> <tr> <td style="border-bottom: 1px dashed black;"></td> <td style="border-bottom: 1px dashed black;">ABA Wire No : 026009593</td> </tr> <tr> <td style="border-bottom: 1px dashed black;"></td> <td style="border-bottom: 1px dashed black;">SWIFT Code : BOFAUS3N</td> </tr> <tr> <td style="border-bottom: 1px dashed black;"></td> <td style="border-bottom: 1px dashed black;">A/C No : 8188290225</td> </tr> <tr> <td style="border-bottom: 1px dashed black;"></td> <td style="border-bottom: 1px dashed black;">Bank Account Name : Connections Education LLC dba Pearson Virtual Schools USA</td> </tr> </tbody> </table>	REMITTANCE INFORMATION		Make Checks Payable to:	Bank Wire to:	Pearson Virtual Schools USA 32369 Collection Center Drive Chicago, IL 60693-0323	Bank Name : Bank of America N A		Bank Address :		ABA ACH No : 071000039		ABA Wire No : 026009593		SWIFT Code : BOFAUS3N		A/C No : 8188290225		Bank Account Name : Connections Education LLC dba Pearson Virtual Schools USA
Total Ordered Quantity (No. Of Items)	:		1																																				
Net Amount	:	USD	\$205,224.21																																				
Tax Total	:	USD	\$3,131.30																																				
Invoice Total	:	USD	\$208,355.51																																				
Amount Due	:	USD	\$208,355.51																																				
REMITTANCE INFORMATION																																							
Make Checks Payable to:	Bank Wire to:																																						
Pearson Virtual Schools USA 32369 Collection Center Drive Chicago, IL 60693-0323	Bank Name : Bank of America N A																																						
	Bank Address :																																						
	ABA ACH No : 071000039																																						
	ABA Wire No : 026009593																																						
	SWIFT Code : BOFAUS3N																																						
	A/C No : 8188290225																																						
	Bank Account Name : Connections Education LLC dba Pearson Virtual Schools USA																																						



Invoice Number: 91000015156							Page 2 of 2
Project Number	Project Agreement Number	Description	Quantity	List Price	Net Price	Tax	Line Total
82079973	CalCAMB-23/24	Direct Charges	23		205,224.21	3,131.30	208,355.51

To pay your invoice online: Visit <https://ipay2.bizsys.pearson.com/register> to register.
 Already registered? Access your online account by visiting <https://ipay2.bizsys.pearson.com>

Invoice Total	Subtotal	Total Tax	Invoice Total
	USD	USD	USD
	\$205,224.21	\$3,131.30	\$208,355.51



Pearson

Charges for the Following Period:

December 2023

Enrollment/Unit Based Charges

Accounting and Regulatory Reporting	2,466.67
Connexus™ Annual License (EMS)	29,600.00
Curriculum Postage	2,046.00
Direct Course Instruction Support	1,300.75
Educational Resource Center	6,216.00
Enrollment and Records Management	2,480.00
Facility Support Services	150.00
Hardware/Software - Employees	1,400.00
Human Resources Support	2,916.67
Internet Subsidy Payment Processing	947.92
Monthly Fee per Student on an IEP	12,600.00
School Curriculum Supplies	1,000.00
Student Technology Assistance	19,406.25
Tangible and Intangible Instructional Materials	63,608.23
Technical Support and Repairs	7,400.00

153,538.49

Revenue Based Charges

Marketing Services	6,080.68
School Administration	36,484.03
Treasury Services	9,121.01

51,685.72

Total Amount Due

205,224.21

Coversheet

Approval of 2022-23 School Accountability Report Cards (SARC) (attached)

Section: IV. Consent Items
Item: D. Approval of 2022-23 School Accountability Report Cards (SARC)
(attached)
Purpose: Vote

Submitted by:

Related Material:

2023_School_Accountability_Report_Card_California_Connections_Academy_Southern_California_20240112.pdf

2023_School_Accountability_Report_Card_California_Connections_Academy_North_Bay_20240112.pdf

2023_School_Accountability_Report_Card_California_Connections_Academy_Northern_California_20240112.pdf

2023_School_Accountability_Report_Card_California_Connections_Academy_Monterey_Bay_20240112.pdf

2023_School_Accountability_Report_Card_California_Connections_Academy_Central_Coast_20240112.pdf

2023_School_Accountability_Report_Card_California_Connections_Academy_Central_Valley_20240112.pdf

California Connections Academy Southern California

2022-2023 School Accountability Report Card

(Published During the 2023-2024 School Year)

General Information about the School Accountability Report Card (SARC)

SARC Overview



By February 1 of each year, every school in California is required by state law to publish a School Accountability Report Card (SARC). The SARC contains information about the condition and performance of each California public school. Under the Local Control Funding Formula (LCFF) all local educational agencies (LEAs) are required to prepare a Local Control and Accountability Plan (LCAP), which describes how they intend to meet annual school-specific goals for all pupils, with specific activities to address state and local priorities. Additionally, data reported in an LCAP is to be consistent with data reported in the SARC.

- For more information about SARC requirements and access to prior year reports, see the California Department of Education (CDE) SARC web page at <https://www.cde.ca.gov/ta/ac/sa/>.
- For more information about the LCFF or the LCAP, see the CDE LCFF web page at <https://www.cde.ca.gov/fg/aa/lc/>.
- For additional information about the school, parents/guardians and community members should contact the school principal or the district office.

DataQuest



DataQuest is an online data tool located on the CDE DataQuest web page at <https://dq.cde.ca.gov/dataquest/> that contains additional information about this school and comparisons of the school to the district and the county. Specifically, DataQuest is a dynamic system that provides reports for accountability (e.g., test data, enrollment, high school graduates, dropouts, course enrollments, staffing, and data regarding English learners).

California School Dashboard



The California School Dashboard (Dashboard) <https://www.caschooldashboard.org/> reflects California's new accountability and continuous improvement system and provides information about how LEAs and schools are meeting the needs of California's diverse student population. The Dashboard contains reports that display the performance of LEAs, schools, and student groups on a set of state and local measures to assist in identifying strengths, challenges, and areas in need of improvement.

Internet Access

Internet access is available at public libraries and other locations that are publicly accessible (e.g., the California State Library). Access to the Internet at libraries and public locations is generally provided on a first-come, first-served basis. Other use restrictions may include the hours of operation, the length of time that a workstation may be used (depending on availability), the types of software programs available on a workstation, and the ability to print documents.

2023-24 School Contact Information

School Name	California Connections Academy Southern California
Street	33272 Valle Rd.
City, State, Zip	San Juan Capistrano, CA 92675-4842
Phone Number	(949) 461-1667
Principal	Dr. Richard Savage, Superintendent
Email Address	rsavage@californiaops.org
School Website	https://www.connectionsacademy.com/california-online-school
County-District-School (CDS) Code	30 66464 0106765

2023-24 District Contact Information

District Name	California Connections Academy Southern California
Phone Number	949-234-9200
Superintendent	Dr. Christopher Brown
Email Address	superintendent@capousd.org
District Website	www.capousd.org

2023-24 School Description and Mission Statement

California Connections Academy Southern California was authorized on June 4, 2004 by Capistrano Unified School District (CUSD). California Connections Academy Southern California began serving students on September 7, 2004. California Connections Academy Southern California serves students in Los Angeles, Orange, Riverside, San Bernardino, and San Diego Counties counties.

The mission of California Connections Academy Southern California will be to educate and empower compassionate global citizens by leveraging 21st century education resources on behalf of students who need a more personalized approach to learning to maximize these students' potential and meet the highest performance standards. This mission will be accomplished through a uniquely individualized learning program that combines the best in virtual education with real connections among students, family, teachers, and the community to promote academic and emotional success for every learner. Every student will have a Personalized Learning Plan and an entire team of experts committed to the student's successful fulfillment of that plan. California Connections Academy Southern California will be a high-quality, high-tech, high-interaction virtual "school without walls" that brings out the best in every student through Personalized Performance Learning.

California Connections Academy Southern California is tailor-made for a diverse array of students who would benefit from a quality alternative to the traditional brick-and-mortar classroom. These include students whose families seek direct involvement in their education; students who are homebound due to illness or disability; exceptional students who are far ahead of or far behind their peers in school; young people pursuing artistic or athletic careers that require a flexible school schedule; students in group homes or institutions; and students at risk of academic failure who may particularly benefit from intensive, personalized instruction.

California Connections Academy Southern California represents an outstanding educational choice for families in Orange County and contiguous counties. Students will benefit from instruction that is individualized, personalized, and flexible. The ultimate focus of this "high-tech, high-interaction" instructional model is student achievement. The California Connections Academy Southern California Board contracts with Pearson Virtual Schools, to provide the online school platform, the curriculum and other services. Parents pay no tuition for their students to attend California Connections Academy Southern California. Students are considered to be enrolled in a full time public school. California Connections Academy Southern California provides textbooks and other instructional materials and equipment. Non-consumable materials and all equipment must be returned if the student is no longer enrolled. Students are expected to take all state mandated standardized tests in person at proctored locations designated by the school.

About this School

2022-23 Student Enrollment by Grade Level

Grade Level	Number of Students
Kindergarten	281
Grade 1	273
Grade 2	233
Grade 3	227
Grade 4	249
Grade 5	253
Grade 6	303
Grade 7	436
Grade 8	476
Grade 9	519
Grade 10	593
Grade 11	635
Grade 12	663
Total Enrollment	5,141

2022-23 Student Enrollment by Student Group

Student Group	Percent of Total Enrollment
Female	52.1%
Male	47.3%
American Indian or Alaska Native	0.3%
Asian	3.4%
Black or African American	8.9%
Filipino	1.7%
Hispanic or Latino	44.4%
Native Hawaiian or Pacific Islander	0.3%
Two or More Races	15%
White	26.1%
English Learners	4.8%
Foster Youth	0.3%
Homeless	1.9%
Socioeconomically Disadvantaged	52%
Students with Disabilities	14.3%

A. Conditions of Learning State Priority: Basic

The SARC provides the following information relevant to the State priority: Basic (Priority 1):

- Degree to which teachers are appropriately assigned and fully credentialed in the subject area and for the pupils they are teaching;
- Pupils have access to standards-aligned instructional materials; and
- School facilities are maintained in good repair

2020-21 Teacher Preparation and Placement

Authorization/Assignment	School Number	School Percent	District Number	District Percent	State Number	State Percent
Fully (Preliminary or Clear) Credentialed for Subject and Student Placement (properly assigned)	126.20	87.67	1860.30	90.58	228366.10	83.12
Intern Credential Holders Properly Assigned	0.00	0.00	3.60	0.18	4205.90	1.53
Teachers Without Credentials and Misassignments (“ineffective” under ESSA)	0.00	0.00	30.90	1.51	11216.70	4.08
Credentialed Teachers Assigned Out-of-Field (“out-of-field” under ESSA)	12.10	8.45	28.00	1.36	12115.80	4.41
Unknown	5.50	3.87	130.80	6.37	18854.30	6.86
Total Teaching Positions	144.00	100.00	2053.70	100.00	274759.10	100.00

Note: The data in this table is based on Full Time Equivalent (FTE) status. One FTE equals one staff member working full time; one FTE could also represent two staff members who each work 50 percent of full time. Additionally, an assignment is defined as a position that an educator is assigned based on setting, subject, and grade level. An authorization is defined as the services that an educator is authorized to provide to students.

2021-22 Teacher Preparation and Placement

Authorization/Assignment	School Number	School Percent	District Number	District Percent	State Number	State Percent
Fully (Preliminary or Clear) Credentialed for Subject and Student Placement (properly assigned)	166.20	90.71	2142.70	90.61	234405.20	84.00
Intern Credential Holders Properly Assigned	0.60	0.34	7.80	0.33	4853.00	1.74
Teachers Without Credentials and Misassignments (“ineffective” under ESSA)	0.00	0.00	53.40	2.26	12001.50	4.30
Credentialed Teachers Assigned Out-of-Field (“out-of-field” under ESSA)	12.70	6.97	28.70	1.22	11953.10	4.28
Unknown	3.60	1.98	132.00	5.58	15831.90	5.67
Total Teaching Positions	183.20	100.00	2364.80	100.00	279044.80	100.00

The CDE published the first year of available teacher data for the 2020-21 SARC in June 2022, and the CDE published the second year of data for the 2021-22 SARC in June 2023. The EC Section 33126(b)(5) requires the most recent three years of teacher data to be requested in the SARC, as data is available. The teacher data for the 2022-23 SARC will not be available prior to February 1, 2024, and therefore is not included in the template.

Note: The data in this table is based on Full-Time Equivalent (FTE) status. One FTE equals one staff member working full time; one FTE could also represent two staff members who each work 50 percent of full time. Additionally, an assignment is defined as a position that an educator is assigned based on setting, subject, and grade level. An authorization is defined as the services that an educator is authorized to provide to students.

Teachers Without Credentials and Misassignments (considered “ineffective” under ESSA)

Authorization/Assignment	2020-21	2021-22
Permits and Waivers	0.00	0.00
Misassignments	0.00	0.00
Vacant Positions	0.00	0.00
Total Teachers Without Credentials and Misassignments	0.00	0.00

The teacher data for the 2022-23 SARC will not be available prior to February 1, 2024, and therefore is not included in the template.

Credentialed Teachers Assigned Out-of-Field (considered “out-of-field” under ESSA)

Indicator	2020-21	2021-22
Credentialed Teachers Authorized on a Permit or Waiver	2.20	2.70
Local Assignment Options	9.80	9.90
Total Out-of-Field Teachers	12.10	12.70

The teacher data for the 2022-23 SARC will not be available prior to February 1, 2024, and therefore is not included in the template.

Class Assignments

Indicator	2020-21	2021-22
Misassignments for English Learners (a percentage of all the classes with English learners taught by teachers that are misassigned)	0	0
No credential, permit or authorization to teach (a percentage of all the classes taught by teachers with no record of an authorization to teach)	0	0

The teacher data for the 2022-23 SARC will not be available prior to February 1, 2024, and therefore is not included in the template.

Note: For more information refer to the Updated Teacher Equity Definitions web page at <https://www.cde.ca.gov/pd/ee/teacherequitydefinitions.asp>.

2023-24 Quality, Currency, Availability of Textbooks and Other Instructional Materials

Year and month in which the data were collected		01/2023	
Subject	Textbooks and Other Instructional Materials/year of Adoption	From Most Recent Adoption ?	Percent Students Lacking Own Assigned Copy
Reading/Language Arts	Charters are not mandated to use state-adopted curriculum. All students receive online and offline materials needed to complete their course of study. The Board of Directors approves the curriculum, textbook, and instructional material	Yes	0.0%

selections annually. The Pearson Virtual Schools branded curriculum, including assessments, is aligned to the California Common Core State Standards, California Content Standards and Next Generation Science Standards, as adopted by the State Board of Education for English-Language Arts, Mathematics, Health Education, History-Social Science, Physical Education, Science, Visual and Performing Arts, and World Languages. Additional alignments are conducted for “a” to “g” guidelines. The curriculum is updated regularly based on a rigorous analysis of student performance on state standards as measured by state testing results and internal assessments. The high quality proprietary curriculum integrates textbooks, lesson plans, and other content from a variety of leading publishers including Pearson, McGraw-Hill, and Zaner-Bloser, many of which are already on the state’s approved list. In addition to high-quality virtual and print textbook resources, the curriculum features technology-based content from providers such as Grolier Online, BrainPOP, Houghton Mifflin Harcourt, and Discovery Education. Pearson Virtual School’s proprietary and highly effective online animated Teachlets® tutorials, which introduce challenging topics and provide interactive practice, are also included. LiveLesson® sessions, which provide for real-time web conferencing with individual and small groups of students using voice over IP, chat, electronic whiteboard, and shared web surfing, allows teachers and students to interact with one another in real time in a ‘virtual classroom.’

For the most recent complete curriculum Program Guide, please visit the following URL
[:https://www.connectionsacademy.com/california-online-school/academics/curriculum/](https://www.connectionsacademy.com/california-online-school/academics/curriculum/)

Mathematics

Charters are not mandated to use state-adopted curriculum. All students receive online and offline materials needed to complete their course of study. The Board of Directors approves the curriculum, textbook, and instructional material selections annually. The Pearson Virtual Schools branded curriculum, including assessments, is aligned to the California Common Core State Standards, California Content Standards and Next Generation Science Standards, as adopted by the State Board of Education for English-Language Arts, Mathematics, Health Education, History-Social Science, Physical Education, Science, Visual and Performing Arts, and World Languages. Additional alignments are conducted for “a” to “g” guidelines. The curriculum is updated regularly based on a rigorous analysis of student performance on state standards as measured by state testing results and internal assessments. The high quality proprietary curriculum integrates textbooks, lesson plans, and other content from a variety of leading publishers including Pearson, McGraw-Hill, and Zaner-Bloser, many of which are already on the state’s approved list. In addition to high-quality virtual and print textbook resources, the curriculum features technology-based content from providers such as Grolier Online, BrainPOP, Houghton Mifflin Harcourt, and Discovery Education. Pearson Virtual School’s proprietary and highly effective online animated Teachlets® tutorials, which introduce challenging topics and provide interactive practice, are also included. LiveLesson® sessions, which provide for real-time web conferencing with individual

Yes

0.0%

and small groups of students using voice over IP, chat, electronic whiteboard, and shared web surfing, allows teachers and students to interact with one another in real time in a 'virtual classroom.'

For the most recent complete curriculum Program Guide, please visit the following URL
[:https://www.connectionsacademy.com/california-online-school/academics/curriculum/](https://www.connectionsacademy.com/california-online-school/academics/curriculum/)

Science

Charters are not mandated to use state-adopted curriculum. All students receive online and offline materials needed to complete their course of study. The Board of Directors approves the curriculum, textbook, and instructional material selections annually. The Pearson Virtual Schools branded curriculum, including assessments, is aligned to the California Common Core State Standards, California Content Standards and Next Generation Science Standards, as adopted by the State Board of Education for English-Language Arts, Mathematics, Health Education, History-Social Science, Physical Education, Science, Visual and Performing Arts, and World Languages. Additional alignments are conducted for "a" to "g" guidelines. The curriculum is updated regularly based on a rigorous analysis of student performance on state standards as measured by state testing results and internal assessments. The high quality proprietary curriculum integrates textbooks, lesson plans, and other content from a variety of leading publishers including Pearson, McGraw-Hill, and Zaner-Bloser, many of which are already on the state's approved list. In addition to high-quality virtual and print textbook resources, the curriculum features technology-based content from providers such as Grolier Online, BrainPOP, Houghton Mifflin Harcourt, and Discovery Education. Pearson Virtual School's proprietary and highly effective online animated Teachlets® tutorials, which introduce challenging topics and provide interactive practice, are also included. LiveLesson® sessions, which provide for real-time web conferencing with individual and small groups of students using voice over IP, chat, electronic whiteboard, and shared web surfing, allows teachers and students to interact with one another in real time in a 'virtual classroom.'

Yes

0.0%

For the most recent complete curriculum Program Guide, please visit the following URL
[:https://www.connectionsacademy.com/california-online-school/academics/curriculum/](https://www.connectionsacademy.com/california-online-school/academics/curriculum/)

History-Social Science

Charters are not mandated to use state-adopted curriculum. All students receive online and offline materials needed to complete their course of study. The Board of Directors approves the curriculum, textbook, and instructional material selections annually. The Pearson Virtual Schools branded curriculum, including assessments, is aligned to the California Common Core State Standards, California Content Standards and Next Generation Science Standards, as adopted by the State Board of Education for English-Language Arts, Mathematics, Health Education, History-Social Science, Physical Education, Science, Visual and Performing Arts, and World Languages. Additional alignments are conducted for "a" to "g" guidelines. The curriculum is updated regularly based on a rigorous analysis

Yes

0.0%

of student performance on state standards as measured by state testing results and internal assessments. The high quality proprietary curriculum integrates textbooks, lesson plans, and other content from a variety of leading publishers including Pearson, McGraw-Hill, and Zaner-Bloser, many of which are already on the state’s approved list. In addition to high-quality virtual and print textbook resources, the curriculum features technology-based content from providers such as Grolier Online, BrainPOP, Houghton Mifflin Harcourt, and Discovery Education. Pearson Virtual School’s proprietary and highly effective online animated Teachlets® tutorials, which introduce challenging topics and provide interactive practice, are also included. LiveLesson® sessions, which provide for real-time web conferencing with individual and small groups of students using voice over IP, chat, electronic whiteboard, and shared web surfing, allows teachers and students to interact with one another in real time in a ‘virtual classroom.’

For the most recent complete curriculum Program Guide, please visit the following URL
[:https://www.connectionsacademy.com/california-online-school/academics/curriculum/](https://www.connectionsacademy.com/california-online-school/academics/curriculum/)

Foreign Language

Charters are not mandated to use state-adopted curriculum. All students receive online and offline materials needed to complete their course of study. The Board of Directors approves the curriculum, textbook, and instructional material selections annually. The Pearson Virtual Schools branded curriculum, including assessments, is aligned to the California Common Core State Standards, California Content Standards and Next Generation Science Standards, as adopted by the State Board of Education for English-Language Arts, Mathematics, Health Education, History-Social Science, Physical Education, Science, Visual and Performing Arts, and World Languages. Additional alignments are conducted for “a” to “g” guidelines. The curriculum is updated regularly based on a rigorous analysis of student performance on state standards as measured by state testing results and internal assessments. The high quality proprietary curriculum integrates textbooks, lesson plans, and other content from a variety of leading publishers including Pearson, McGraw-Hill, and Zaner-Bloser, many of which are already on the state’s approved list. In addition to high-quality virtual and print textbook resources, the curriculum features technology-based content from providers such as Grolier Online, BrainPOP, Houghton Mifflin Harcourt, and Discovery Education. Pearson Virtual School’s proprietary and highly effective online animated Teachlets® tutorials, which introduce challenging topics and provide interactive practice, are also included. LiveLesson® sessions, which provide for real-time web conferencing with individual and small groups of students using voice over IP, chat, electronic whiteboard, and shared web surfing, allows teachers and students to interact with one another in real time in a ‘virtual classroom.’

Yes

0.0%

For the most recent complete curriculum Program Guide, please visit the following URL
[:https://www.connectionsacademy.com/california-online-school/academics/curriculum/](https://www.connectionsacademy.com/california-online-school/academics/curriculum/)

<p>Health</p>	<p>Charters are not mandated to use state-adopted curriculum. All students receive online and offline materials needed to complete their course of study. The Board of Directors approves the curriculum, textbook, and instructional material selections annually. The Pearson Virtual Schools branded curriculum, including assessments, is aligned to the California Common Core State Standards, California Content Standards and Next Generation Science Standards, as adopted by the State Board of Education for English-Language Arts, Mathematics, Health Education, History-Social Science, Physical Education, Science, Visual and Performing Arts, and World Languages. Additional alignments are conducted for “a” to “g” guidelines. The curriculum is updated regularly based on a rigorous analysis of student performance on state standards as measured by state testing results and internal assessments. The high quality proprietary curriculum integrates textbooks, lesson plans, and other content from a variety of leading publishers including Pearson, McGraw-Hill, and Zaner-Bloser, many of which are already on the state’s approved list. In addition to high-quality virtual and print textbook resources, the curriculum features technology-based content from providers such as Grolier Online, BrainPOP, Houghton Mifflin Harcourt, and Discovery Education. Pearson Virtual School’s proprietary and highly effective online animated Teachlets® tutorials, which introduce challenging topics and provide interactive practice, are also included. LiveLesson® sessions, which provide for real-time web conferencing with individual and small groups of students using voice over IP, chat, electronic whiteboard, and shared web surfing, allows teachers and students to interact with one another in real time in a ‘virtual classroom.’</p> <p>For the most recent complete curriculum Program Guide, please visit the following URL :https://www.connectionsacademy.com/california-online-school/academics/curriculum/</p>	<p>Yes</p>	<p>0.0%</p>
----------------------	---	------------	-------------

<p>Visual and Performing Arts</p>	<p>Charters are not mandated to use state-adopted curriculum. All students receive online and offline materials needed to complete their course of study. The Board of Directors approves the curriculum, textbook, and instructional material selections annually. The Pearson Virtual Schools branded curriculum, including assessments, is aligned to the California Common Core State Standards, California Content Standards and Next Generation Science Standards, as adopted by the State Board of Education for English-Language Arts, Mathematics, Health Education, History-Social Science, Physical Education, Science, Visual and Performing Arts, and World Languages. Additional alignments are conducted for “a” to “g” guidelines. The curriculum is updated regularly based on a rigorous analysis of student performance on state standards as measured by state testing results and internal assessments. The high quality proprietary curriculum integrates textbooks, lesson plans, and other content from a variety of leading publishers including Pearson, McGraw-Hill, and Zaner-Bloser, many of which are already on the state’s approved list. In addition to high-quality virtual and print textbook resources, the curriculum features technology-based content from providers such as Grolier Online, BrainPOP, Houghton Mifflin Harcourt, and Discovery Education. Pearson Virtual School’s</p>	<p>Yes</p>	<p>0.0%</p>
--	--	------------	-------------

proprietary and highly effective online animated Teachlets® tutorials, which introduce challenging topics and provide interactive practice, are also included. LiveLesson® sessions, which provide for real-time web conferencing with individual and small groups of students using voice over IP, chat, electronic whiteboard, and shared web surfing, allows teachers and students to interact with one another in real time in a 'virtual classroom.'

For the most recent complete curriculum Program Guide, please visit the following URL
[:https://www.connectionsacademy.com/california-online-school/academics/curriculum/](https://www.connectionsacademy.com/california-online-school/academics/curriculum/)

Science Laboratory Equipment (grades 9-12)

N/A

N/A

0.0%

School Facility Conditions and Planned Improvements

The school facility is located in a business park in San Juan Capistrano, CA. Improvements were made and maintenance was done at that time to accommodate the needs of the school, including some minor repairs to plumbing and HVAC after the school moved here in summer of 2014.

While teachers work from home, some administrators and the majority of the support staff split their time between the school office and home office. Students do their school day entirely from home. It is expected that the office facility will meet the school's needs for at least several years. The school facility is in good condition.

Year and month of the most recent FIT report

01/2023

System Inspected	Rate Good	Rate Fair	Rate Poor	Repair Needed and Action Taken or Planned
Systems: Gas Leaks, Mechanical/HVAC, Sewer	X			
Interior: Interior Surfaces	X			
Cleanliness: Overall Cleanliness, Pest/Vermin Infestation	X			
Electrical	X			
Restrooms/Fountains: Restrooms, Sinks/ Fountains	X			
Safety: Fire Safety, Hazardous Materials	X			
Structural: Structural Damage, Roofs	X			
External: Playground/School Grounds, Windows/ Doors/Gates/Fences	X			

Overall Facility Rate

Exemplary	Good	Fair	Poor
X			

B. Pupil Outcomes

State Priority: Pupil Achievement

The SARC provides the following information relevant to the State priority: Pupil Achievement (Priority 4):

Statewide Assessments

(i.e., California Assessment of Student Performance and Progress [CAASPP] System includes the Smarter Balanced Summative Assessments for students in the general education population and the California Alternate Assessments [CAAs] for English language arts/literacy [ELA] and mathematics given in grades three through eight and grade eleven. Only eligible students may participate in the administration of the CAAs. CAAs items are aligned with alternate achievement standards, which are linked with the Common Core State Standards [CCSS] for students with the most significant cognitive disabilities).

The CAASPP System encompasses the following assessments and student participation requirements:

1. **Smarter Balanced Summative Assessments and CAAs for ELA** in grades three through eight and grade eleven.
2. **Smarter Balanced Summative Assessments and CAAs for mathematics** in grades three through eight and grade eleven.
3. **California Science Test (CAST) and CAAs for Science** in grades five, eight, and once in high school (i.e., grade ten, eleven, or twelve).

College and Career Ready

The percentage of students who have successfully completed courses that satisfy the requirements for entrance to the University of California and the California State University, or career technical education sequences or programs of study.

Percentage of Students Meeting or Exceeding the State Standard on CAASPP

This table displays CAASPP test results in ELA and mathematics for all students grades three through eight and grade eleven taking and completing a state-administered assessment.

Percentages are not calculated when the number of students tested is ten or less, either because the number of students in this category is too small for statistical accuracy or to protect student privacy.

ELA and mathematics test results include the Smarter Balanced Summative Assessment and the CAA. The "Percent Met or Exceeded" is calculated by taking the total number of students who met or exceeded the standard on the Smarter Balanced Summative Assessment plus the total number of students who met the standard (i.e., achieved Level 3-Alternate) on the CAAs divided by the total number of students who participated in both assessments.

Subject	School 2021-22	School 2022-23	District 2021-22	District 2022-23	State 2021-22	State 2022-23
English Language Arts/Literacy (grades 3-8 and 11)	52	48	68	68	47	46
Mathematics (grades 3-8 and 11)	24	21	55	56	33	34

2022-23 CAASPP Test Results in ELA by Student Group

This table displays CAASPP test results in ELA by student group for students grades three through eight and grade eleven taking and completing a state-administered assessment.

ELA test results include the Smarter Balanced Summative Assessment and the CAA. The "Percent Met or Exceeded" is calculated by taking the total number of students who met or exceeded the standard on the Smarter Balanced Summative Assessment plus the total number of students who met the standard (i.e., achieved Level 3-Alternate) on the CAAs divided by the total number of students who participated in both assessments.

Double dashes (--) appear in the table when the number of students is ten or less, either because the number of students in this category is too small for statistical accuracy or to protect student privacy.

The number of students tested includes all students who participated in the test whether they received a score or not; however, the number of students tested is not the number that was used to calculate the achievement level percentages. The achievement level percentages are calculated using only students who received scores.

CAASPP Student Groups	CAASPP Total Enrollment	CAASPP Number Tested	CAASPP Percent Tested	CAASPP Percent Not Tested	CAASPP Percent Met or Exceeded
All Students	2482	1855	74.74	25.26	47.65
Female	1269	949	74.78	25.22	53.33
Male	1204	903	75.00	25.00	41.64
American Indian or Alaska Native	--	--	--	--	--
Asian	94	78	82.98	17.02	74.36
Black or African American	227	163	71.81	28.19	29.45
Filipino	44	40	90.91	9.09	72.50
Hispanic or Latino	1080	833	77.13	22.87	41.71
Native Hawaiian or Pacific Islander	--	--	--	--	--
Two or More Races	408	300	73.53	26.47	52.33
White	613	428	69.82	30.18	56.21
English Learners	113	90	79.65	20.35	10.00
Foster Youth	--	--	--	--	--
Homeless	--	--	--	--	--
Military	0	0	0	0	0
Socioeconomically Disadvantaged	1089	783	71.90	28.10	39.95
Students Receiving Migrant Education Services	0	0	0	0	0
Students with Disabilities	424	304	71.70	28.30	18.75

2022-23 CAASPP Test Results in Math by Student Group

This table displays CAASPP test results in Math by student group for students grades three through eight and grade eleven taking and completing a state-administered assessment.

Mathematics test results include the Smarter Balanced Summative Assessment and the CAA. The "Percent Met or Exceeded" is calculated by taking the total number of students who met or exceeded the standard on the Smarter Balanced Summative Assessment plus the total number of students who met the standard (i.e., achieved Level 3-Alternate) on the CAAs divided by the total number of students who participated in both assessments.

Double dashes (--) appear in the table when the number of students is ten or less, either because the number of students in this category is too small for statistical accuracy or to protect student privacy.

The number of students tested includes all students who participated in the test whether they received a score or not; however, the number of students tested is not the number that was used to calculate the achievement level percentages. The achievement level percentages are calculated using only students who received scores.

CAASPP Student Groups	CAASPP Total Enrollment	CAASPP Number Tested	CAASPP Percent Tested	CAASPP Percent Not Tested	CAASPP Percent Met or Exceeded
All Students	2482	1843	74.25	25.75	20.87
Female	1269	945	74.47	25.53	21.31
Male	1204	895	74.34	25.66	20.47
American Indian or Alaska Native	--	--	--	--	--
Asian	94	79	84.04	15.96	46.84
Black or African American	227	162	71.37	28.63	6.79
Filipino	44	40	90.91	9.09	37.50
Hispanic or Latino	1080	829	76.76	23.24	16.20
Native Hawaiian or Pacific Islander	--	--	--	--	--
Two or More Races	408	295	72.30	27.70	29.15
White	613	425	69.33	30.67	22.88
English Learners	113	90	79.65	20.35	6.67
Foster Youth	--	--	--	--	--
Homeless	--	--	--	--	--
Military	0	0	0	0	0
Socioeconomically Disadvantaged	1089	779	71.53	28.47	13.92
Students Receiving Migrant Education Services	0	0	0	0	0
Students with Disabilities	424	299	70.52	29.48	5.69

CAASPP Test Results in Science for All Students

This table displays the percentage of all students grades five, eight, and High School meeting or exceeding the State Standard.

Science test results include the CAST and the CAA. The “Percent Met or Exceeded” is calculated by taking the total number of students who met or exceeded the standard on the CAST plus the total number of students who met the standard (i.e., achieved Level 3-Alternate) on the CAAs divided by the total number of students who participated in both assessments.

The number of students tested includes all students who participated in the test whether they received a score or not; however, the number of students tested is not the number that was used to calculate the achievement level percentages. The achievement level percentages are calculated using only students who received scores.

Subject	School 2021-22	School 2022-23	District 2021-22	District 2022-23	State 2021-22	State 2022-23
Science (grades 5, 8 and high school)	34.29	32.34	51.47	52.85	29.47	30.29

2022-23 CAASPP Test Results in Science by Student Group

This table displays CAASPP test results in Science by student group for students grades five, eight, and High School. Double dashes (--) appear in the table when the number of students is ten or less, either because the number of students in this category is too small for statistical accuracy or to protect student privacy.

Student Group	Total Enrollment	Number Tested	Percent Tested	Percent Not Tested	Percent Met or Exceeded
All Students	1944	1383	71.14	28.86	32.37
Female	1020	710	69.61	30.39	32.72
Male	913	668	73.17	26.83	32.08
American Indian or Alaska Native	--	--	--	--	--
Asian	91	69	75.82	24.18	53.62
Black or African American	167	129	77.25	22.75	19.53
Filipino	42	36	85.71	14.29	47.22
Hispanic or Latino	767	566	73.79	26.21	24.73
Native Hawaiian or Pacific Islander	--	--	--	--	--
Two or More Races	282	188	66.67	33.33	45.21
White	587	388	66.10	33.90	36.43
English Learners	61	40	65.57	34.43	0.00
Foster Youth	--	--	--	--	--
Homeless	--	--	--	--	--
Military	0	0	0	0	0
Socioeconomically Disadvantaged	787	560	71.16	28.84	24.15
Students Receiving Migrant Education Services	0	0	0	0	0
Students with Disabilities	281	193	68.68	31.32	11.98

2022-23 Career Technical Education Programs

California Connections Academy offers several CTE courses. The courses are designed to be high-interest and also focused on career preparation. All students are eligible to take these courses and our counseling staff works diligently to match the courses to student interests when including them in a schedule. CTE courses offered at California Connections Academy are as follows:

- Advertising and Sales Promotion
- Anatomy and Physiology
- AP Computer Science A A
- AP Computer Science A B
- AP Computer Science Principles A
- AP Computer Science Principles B
- Business Applications
- Career Planning and Skill Development
- Careers in Criminal Justice 1 A
- Careers in Criminal Justice 1 B
- Coding 1 A
- Coding 1 B
- College Prep with ACT
- College Prep with SAT
- Computing for College and Careers 1 A
- Computing for College and Careers 1 B
- Concepts of Engineering & Technology
- Cosmetology I A: Cutting Edge Styles
- Cosmetology I B: Cutting Edge Styles
- Cosmetology 2
- Culinary Arts and Hospitality II: Culinary Arts A
- Culinary Arts and Hospitality II: Culinary Arts B
- Culinary Arts and Hospitality Management A
- Culinary Arts and Hospitality Management B
- Developmental Writing
- Entrepreneurship: Starting Your Own Business A
- Entrepreneurship: Starting Your Own Business B
- Health, Safety, and Nutrition
- Human Resource Management
- International Business
- Internship & Work Study A
- Internship & Work Study B
- Introduction to Business
- Introduction to Communication
- Introduction to Criminal Justice
- Introduction to Early Childhood Education
- Introduction to Finance
- Introduction to Homeland Security
- Introduction to Law
- Introduction to Medical Assisting
- Introduction to Psychology
- Introduction to Sociology
- Introduction to the Paralegal Profession
- Introductory Astronomy
- Leadership and Supervision in Business
- Medical Law and Ethics
- Medical Terminology
- Principles of Management
- Principles of Marketing
- Public Speaking
- Research Methods

2022-23 Career Technical Education (CTE) Participation

Measure	CTE Program Participation
Number of Pupils Participating in CTE	
Percent of Pupils that Complete a CTE Program and Earn a High School Diploma	
Percent of CTE Courses that are Sequenced or Articulated Between the School and Institutions of Postsecondary Education	

Course Enrollment/Completion

This table displays the course enrollment/completion of University of California (UC) and/or California State University (CSU) admission requirements.

UC/CSU Course Measure	Percent
2022-23 Pupils Enrolled in Courses Required for UC/CSU Admission	96.8
2021-22 Graduates Who Completed All Courses Required for UC/CSU Admission	25.38

B. Pupil Outcomes

State Priority: Other Pupil Outcomes

The SARC provides the following information relevant to the State priority: Other Pupil Outcomes (Priority 8): Pupil outcomes in the subject area of physical education.

2022-23 California Physical Fitness Test Results

This table displays the percentage of students participating in each of the five fitness components of the California Physical Fitness Test Results. The administration of the PFT during 2021-22 and 2022-23 school years, only participation results are required for these five fitness areas. Percentages are not calculated and double dashes (--) appear in the table when the number of students tested is ten or less, either because the number of students in this category is too small for statistical accuracy or to protect student privacy.

Grade Level	Component 1: Aerobic Capacity	Component 2: Abdominal Strength and Endurance	Component 3: Trunk Extensor and Strength and Flexibility	Component 4: Upper Body Strength and Endurance	Component 5: Flexibility
Grade 5	25.68%	28.69%	28.42%	28.42%	28.69%
Grade 7	23.02%	27.22%	26.91%	26.75%	27.22%
Grade 9	27.42%	32.99%	33.14%	32.7%	32.99%

C. Engagement

State Priority: Parental Involvement

The SARC provides the following information relevant to the State priority: Parental Involvement (Priority 3): Efforts the school district makes to seek parent input in making decisions regarding the school district and at each school site.

2023-24 Opportunities for Parental Involvement

Parents and other caretakers have the opportunity to be a part of their child’s learning journey and play a critical role in student success. As a “Caretaker”, parents help their children stay on track, assist with academic monitoring, support in-person socialization opportunities, and more. Teachers, along with parents, proactively identify and work to address student challenges as well as celebrate student successes. Parents monitor student attendance and lesson completion daily. To enhance student learning, parents have the opportunity to interact with teachers during normal school hours which in turn builds positive parent/teacher relationships. Middle school and high school parents are actively involved in progress monitoring and other relevant meetings as needed; these meetings are held at a frequency relevant to the needs of the student. Elementary parents are required to speak with homeroom teachers at least three times per school year and many typically do so more often.

Students and their parents are offered the opportunity to participate in a variety of school-sponsored activities, including official field trips, schoolwide social events, and college tours. Parents may be involved in supporting their children’s philanthropic efforts such as those involved with the school’s chapters of National Junior Honor Society and National Honor Society. Parents take part in the School Advisory Committee meetings, which advise the board and administration on topics such as Title programs and the LCAP. They also have the opportunity to take part in the Caretaker and Administration Collaboration Meeting that allows for a less formal conversation where parents can ask more in depth questions and further our discussion surrounding our school and school goals. A popular private Facebook page provides opportunities for parents to interact and communicate about a variety of topics.

The school’s counseling team offers parent workshops that draw on building students’ social-emotional learning skills: self-awareness, self-regulation, social awareness, responsible decision making, and relationship skills. Sessions take place weekly throughout most of the school year and consist of information, engagement, open discussion, and a forum for caretakers to ask any questions related to mental health. All new parents/Learning Coaches are provided access to an online orientation and are encouraged to complete it prior to enrollment. Numerous supplemental orientations and live online sessions are offered to help new families transition easily into the school; new and returning families may also engage in online sessions dedicated to a myriad of topics such as how to best foster growth mindsets, understanding gifted students, and more. In addition to students’ homeroom teachers, the school gives parents the opportunity to engage with school staff called “Learning Coach Mentors” who proactively support new parents; Learning Coach Mentors may also assist returning parents who are having difficulties in fulfilling their crucial role in their student’s education. To further engage parents and enhance school operations, a parent satisfaction survey conducted by an independent third party firm serves to gather parent feedback annually. Parents are encouraged and reminded that the Technical Support team can be contacted by phone or via a link in the school’s Educational Management System for assistance with technical issues, complaints, and concerns.

C. Engagement

State Priority: Pupil Engagement

The SARC provides the following information relevant to the State priority: Pupil Engagement (Priority 5):

- High school dropout rates;
- High school graduation rates; and
- Chronic Absenteeism

Dropout Rate and Graduation Rate (Four-Year Cohort Rate)

Indicator	School 2020-21	School 2021-22	School 2022-23	District 2020-21	District 2021-22	District 2022-23	State 2020-21	State 2021-22	State 2022-23
Dropout Rate	14.3	10.9	21.5	3.1	2.7	4.5	9.4	7.8	8.2
Graduation Rate	75.1	85.4	77.9	93.2	94.1	92.8	83.6	87	86.2

2022-23 Graduation Rate by Student Group (Four-Year Cohort Rate)

This table displays the 2022-23 graduation rate by student group. For information on the Four-Year Adjusted Cohort Graduation Rate (ACGR), visit the CDE Adjusted Cohort Graduation Rate web page at www.cde.ca.gov/ds/ad/acgrinfo.asp.

Student Group	Number of Students in Cohort	Number of Cohort Graduates	Cohort Graduation Rate
All Students	725	565	77.9
Female	405	313	77.3
Male	317	250	78.9
Non-Binary			
American Indian or Alaska Native	0	0	0.00
Asian	32	25	78.1
Black or African American	42	32	76.2
Filipino	15	10	66.7
Hispanic or Latino	271	213	78.6
Native Hawaiian or Pacific Islander	0	0	0.00
Two or More Races	101	71	70.3
White	264	214	81.1
English Learners	32	22	68.8
Foster Youth	--	--	--
Homeless	34	22	64.7
Socioeconomically Disadvantaged	430	314	73.0
Students Receiving Migrant Education Services	--	--	--
Students with Disabilities	98	65	66.3

2022-23 Chronic Absenteeism by Student Group

Student Group	Cumulative Enrollment	Chronic Absenteeism Eligible Enrollment	Chronic Absenteeism Count	Chronic Absenteeism Rate
All Students	5882	5636	1105	19.6
Female	3046	2919	568	19.5
Male	2801	2682	521	19.4
Non-Binary	35	35	16	45.7
American Indian or Alaska Native	17	16	4	25.0
Asian	190	184	17	9.2
Black or African American	517	492	102	20.7
Filipino	93	89	12	13.5
Hispanic or Latino	2645	2523	492	19.5
Native Hawaiian or Pacific Islander	14	14	3	21.4
Two or More Races	880	848	172	20.3
White	1515	1460	299	20.5
English Learners	296	277	67	24.2
Foster Youth	29	22	11	50.0
Homeless	178	166	54	32.5
Socioeconomically Disadvantaged	3211	3055	716	23.4
Students Receiving Migrant Education Services	0	0	0	0.0
Students with Disabilities	965	913	249	27.3

C. Engagement

State Priority: School Climate

The SARC provides the following information relevant to the State priority: School Climate (Priority 6):

- Pupil suspension rates;
- Pupil expulsion rates; and
- Other local measures on the sense of safety

Suspensions and Expulsions

This table displays suspensions and expulsions data.

Rate	School 2020-21	School 2021-22	School 2022-23	District 2020-21	District 2021-22	District 2022-23	State 2020-21	State 2021-22	State 2022-23
Suspensions	0.00	0.00	0.00	0.49	1.96	2.15	0.20	3.17	3.60
Expulsions	0.00	0.00	0.00	0.01	0.02	0.05	0.00	0.07	0.08

2022-23 Suspensions and Expulsions by Student Group

Student Group	Suspensions Rate	Expulsions Rate
All Students	0	0
Female	0	0
Male	0	0
Non-Binary		
American Indian or Alaska Native	0	0
Asian	0	0
Black or African American	0	0
Filipino	0	0
Hispanic or Latino	0	0
Native Hawaiian or Pacific Islander	0	0
Two or More Races	0	0
White	0	0
English Learners	0	0
Foster Youth	0	0
Homeless	0	0
Socioeconomically Disadvantaged	0	0
Students Receiving Migrant Education Services	0	0
Students with Disabilities	0	0

2023-24 School Safety Plan

Because our charter school is a virtual school, school safety issues differ from a traditional school. Students do not work from a school site but some administrators and support staff, do work from an office location from time to time. For students, school safety issues typically include, but are not limited to, Internet safety as well as policies on bullying and harassment. Pearson Online Classroom, the school's Education Management System, provides a closed communication system, which helps ensure online safety for students. For staff members, common school safety issues addressed with training include Internet safety, students in distress, student, parent or staff bullying and harassment, and other topics. Emergency plans and workplace safety policies are also provided for school staff members who work in a school office. We do host in person events including field trips, festivals, state testing and graduation ceremonies. We do have a comprehensive safety plan that includes the COVID-19 Safety Plan that was board approved on 9-28-21. The plan includes all elements required by Ed Code, including but not limited to: child abuse reporting, disaster and criminal incident procedures, and, discipline and due process for students. The school also has a safety committee that meets at regular intervals. We also offer staff CPR training and active shooter training. Additional information about school safety is available upon request.

D. Other SARC Information Information Required in the SARC

The information in this section is required to be in the SARC but is not included in the state priorities for LCFF.

2020-21 Elementary Average Class Size and Class Size Distribution

This table displays the 2020-21 average class size and class size distribution. The columns titled "Number of Classes" indicates how many classes fall into each size category (a range of total students per class). The "Other" category is for multi-grade level classes.

Grade Level	Average Class Size	Number of Classes with 1-20 Students	Number of Classes with 21-32 Students	Number of Classes with 33+ Students
K	24	2	3	1
1	29	2		4
2	19	5	5	
3	26	3	1	4
4	27	3	1	3
5	29	2	1	4
6	52	22	3	17
Other	11	10		1

2021-22 Elementary Average Class Size and Class Size Distribution

This table displays the 2021-22 average class size and class size distribution. The columns titled "Number of Classes" indicates how many classes fall into each size category (a range of total students per class). The "Other" category is for multi-grade level classes.

Grade Level	Average Class Size	Number of Classes with 1-20 Students	Number of Classes with 21-32 Students	Number of Classes with 33+ Students
K	22	4	7	1
1	25	3	4	1
2	26	2	1	4
3	26	3		4
4	25	3	2	4
5	18	6	2	2
6	58	26	3	19
Other	22	3		3

2022-23 Elementary Average Class Size and Class Size Distribution

This table displays the 2022-23 average class size and class size distribution. The columns titled "Number of Classes" indicates how many classes fall into each size category (a range of total students per class). The "Other" category is for multi-grade level classes.

Grade Level	Average Class Size	Number of Classes with 1-20 Students	Number of Classes with 21-32 Students	Number of Classes with 33+ Students
K	23	6	3	3
1	27	3	2	5
2	29	1	4	3
3	25	2	3	2
4	27	2	3	2
5	19	6	4	2
6	47	29	2	21
Other	10	5	0	0

2020-21 Secondary Average Class Size and Class Size Distribution

This table displays the 2020-21 average class size and class size distribution. The columns titled "Number of Classes" indicates how many classes fall into each size category (a range of total students per classroom). At the secondary school level, this information is reported by subject area rather than grade level.

Subject	Average Class Size	Number of Classes with 1-22 Students	Number of Classes with 23-32 Students	Number of Classes with 33+ Students
English Language Arts	47	17	6	46
Mathematics	41	17	8	34
Science	57	6	4	38
Social Science	62	6	5	33

2021-22 Secondary Average Class Size and Class Size Distribution

This table displays the 2021-22 average class size and class size distribution. The columns titled "Number of Classes" indicates how many classes fall into each size category (a range of total students per classroom). At the secondary school level, this information is reported by subject area rather than grade level.

Subject	Average Class Size	Number of Classes with 1-22 Students	Number of Classes with 23-32 Students	Number of Classes with 33+ Students
English Language Arts	46	25	4	43
Mathematics	36	31	6	36
Science	49	12	8	39
Social Science	54	13	3	37

2022-23 Secondary Average Class Size and Class Size Distribution

This table displays the 2022-23 average class size and class size distribution. The columns titled "Number of Classes" indicates how many classes fall into each size category (a range of total students per classroom). At the secondary school level, this information is reported by subject area rather than grade level.

Subject	Average Class Size	Number of Classes with 1-22 Students	Number of Classes with 23-32 Students	Number of Classes with 33+ Students
English Language Arts	60	8	8	44
Mathematics	43	22	9	32
Science	61	9	3	36
Social Science	65	10	2	35

2022-23 Ratio of Pupils to Academic Counselor

This table displays the ratio of pupils to Academic Counselor. One Full Time Equivalent (FTE) equals one staff member working full time; one FTE could also represent two staff members who each work 50 percent of full time.

Title	Ratio
Pupils to Academic Counselor	435.68

2022-23 Student Support Services Staff

This table displays the number of FTE support staff assigned to this school. One Full Time Equivalent (FTE) equals one staff member working full time; one FTE could also represent two staff members who each work 50 percent of full time.

Title	Number of FTE Assigned to School
Counselor (Academic, Social/Behavioral or Career Development)	11.8
Library Media Teacher (Librarian)	
Library Media Services Staff (Paraprofessional)	
Psychologist	0.6
Social Worker	0.6
Nurse	
Speech/Language/Hearing Specialist	
Resource Specialist (non-teaching)	
Other	

Fiscal Year 2021-22 Expenditures Per Pupil and School Site Teacher Salaries

This table displays the 2021-22 expenditures per pupil and average teacher salary for this school. Cells with N/A values do not require data.

Level	Total Expenditures Per Pupil	Expenditures Per Pupil (Restricted)	Expenditures Per Pupil (Unrestricted)	Average Teacher Salary
School Site	\$10,053.33	\$2,070.69	\$7,982.64	\$61,705
District	N/A	N/A	\$14,955	\$92,478
Percent Difference - School Site and District	N/A	N/A	-60.8	
State	N/A	N/A	\$7,607	\$87,885
Percent Difference - School Site and State	N/A	N/A	19.1	

Fiscal Year 2022-23 Types of Services Funded

Programs provided by the school, in addition to the regular virtual program, include but are not limited to: Gifted/Talented, Special Education, ELL support, academic remediation and intervention programs (for Math at all grade levels and Math and ELA for elementary grade levels 3-5), Career/Technical Education courses, and Specialty Academies for students with talent and interest in athletics, the arts or science/technology.

Fiscal Year 2021-22 Teacher and Administrative Salaries

This table displays the 2021-22 Teacher and Administrative salaries. For detailed information on salaries, see the CDE Certification Salaries & Benefits web page at <http://www.cde.ca.gov/ds/fd/cs/>.

Category	District Amount	State Average for Districts in Same Category
Beginning Teacher Salary	\$56,698	\$55,550
Mid-Range Teacher Salary	\$81,138	\$80,703
Highest Teacher Salary	\$113,569	\$109,418
Average Principal Salary (Elementary)	\$156,183	\$137,703
Average Principal Salary (Middle)	\$166,633	\$143,760
Average Principal Salary (High)	\$179,452	\$159,021
Superintendent Salary	\$343,493	\$319,443
Percent of Budget for Teacher Salaries	35.85%	30.35%
Percent of Budget for Administrative Salaries	4.75%	4.87%

2022-23 Advanced Placement (AP) Courses

This table displays the percent of student in AP courses at this school.

Percent of Students in AP Courses	7.4
--	-----

This table displays the number of AP courses offered at this school where there are student course enrollments of at least one student.

Subject	Number of AP Courses Offered
Computer Science	1
English	3
Fine and Performing Arts	1
Foreign Language	1
Mathematics	3
Science	3
Social Science	5
Total AP Courses Offered	17

Where there are student course enrollments of at least one student.

Professional Development

All teachers have approximately 20 days each school year for professional development and training. In addition, Professional Learning Communities actively meet throughout the school year during time set aside for this important professional development activity which supports student learning through data analysis and professional collaboration.

Training/Professional Learning Elements - The following training and professional learning programs are provided to California Connections Academy teachers:

1. Teacher Orientation Courses

Teacher Orientation Course: Foundations of Instruction - All new teachers complete a self-guided, Pearson Virtual School-developed teacher orientation course. This course is delivered through Pearson Online Classroom and contains lessons, interactive practice activities, assessments, and online tutorials. This course covers “the basics” teachers need to know to effectively do their job, including guidance on how to establish a relationship with students, personalize instruction, effectively grade and provide meaningful feedback, monitor progress, and use our multitiered instructional model. Upon successful completion of this course and its assessments, teachers are ready to begin. Teachers must complete this course within their first 30 days of employment with an overall score of 80% or higher.

Returning Staff Updates - This course is designed for teachers who are returning to Pearson Virtual Schools and have already completed the Teacher Orientation Course. The returning staff update includes information about procedures, Pearson Online Classroom features, and instructional programs that are new or updated for the current school year. A link to the Teacher Orientation Course is included in the returning staff update for reference. To ensure they are aware of changes from the prior school year, returning teachers must complete an assessment with an overall score of 80% or higher during the first 30 days of the school year.

2. Connections Academy Professional Learning Series

Research on effective professional development tells us that professional development should be intensive, ongoing, and connected to practice. We are not effective when we provide stand-alone professional development workshops. Teachers need to try out new ideas and strategies with their students and reflect on the results of these strategies. Intensive professional development, especially when it includes the application of knowledge to planning and instruction, has a greater chance of influencing teaching practices, and in turn, leading to gains in student learning. Pearson Virtual Schools provides teachers with ongoing professional development activities throughout the year. Presenters with various backgrounds and areas of content expertise

Professional Development

conduct live tutorial sessions on a rotating basis throughout the school year.

Pearson Online School provides a systematic approach to professional learning for all teachers. Topics for professional learning sessions support our core standards for facilitating student learning, align with the school year cycle, and are driven by our belief that all students can and must learn. Each series is: Intensive – Participants will identify the purpose of educational practices, examine how they can be implemented in the virtual or blended environment, and collaboratively discuss strategies that can be implemented with students.

Ongoing – New instructional strategies and the latest learning research will be connected to topics presented and discussed in prior sessions to demonstrate how specific educational practices form the “big picture” of effect.

Connected to practice – Following each session, participants will apply what they’ve learned to their professional practice. They will integrate precise, targeted strategies into their planning and instruction, and reflect on the outcomes through the Teacher ePortfolio Data View.

3. University Online Instruction Courses

Pearson Virtual School offers up to \$5,250 per year per teacher in tuition reimbursement to support continuing education. Some restrictions apply including enrollment in an accredited program or degree path as well as successful completion of the course(s).

4. Pearson Virtual School Leadership Academy

Pearson Virtual School cultivates internal leadership candidates through a series of meetings that focus on administrative, policy, and operational issues. Candidates who have an interest in future leadership opportunities are selected through an application process. This forum promotes critical thinking in the areas of educational research, administrative practice, and supervisory proficiency as they relate to virtual school leadership. Participants will also be expected to complete a year-long action research project at their school and report on the results at the final meeting of the Leadership Academy.

5. Teacher Central

Teacher Central is a website that is easy to navigate and serves as a one-stop shop for teachers and staff to find guidance on instructional practices, professional learning, and training resources. Each section contains links to resources to support teacher effectiveness, best practices, and tools designed to personalize the learning experience for students. The Teacher Central website supports school-based staff with a variety of recorded tutorials, presentations, guides, and links to resources in 10 key categories:

- Pearson Online Classroom Tools
- Curriculum and Course Support
- Data & Reports
- Enrollment, Placement, and Withdrawal
- Family Engagement
- Multitiered Instructional Support
- Professional Learning and Collaboration
- School Year Cycle
- Teacher Protocols, Policies, and Best Practices
- Live Lesson Sessions

Training and Professional Learning Delivery Models

Pearson Virtual Classroom uses several modes to deliver training and professional learning:

In-Person Training: Recognizing the tenets of effective professional development established by the National Staff Development Council (NSDC), interpersonal connections increase the impact of training for adult learners. Pearson Virtual School’s Academic Training and Support Services team facilitates face-to-face training by school request. This can help establish rapport and promote collegial learning communities that are continued throughout the year via remote interactions. **“Train-the-Trainer”:** Each school selects at least one teacher to serve as a Training Representative to work with members of the Academic Training and Support Services team throughout the year. Training Representatives stay current on and then train teachers at their school on school-year cycle tasks, Pearson Online Classroom updates, and changes to processes. To assist them in this role, Training Representatives are given access to training materials they can customize, such as PowerPoint trainings, one-page guides, and activities to reinforce learning.

Synchronous Web-Based Training: In line with our commitment to use cutting-edge technology to promote learning for

Professional Development

students, Pearson Online Classroom also implements this model for teacher training and professional learning. Real-time trainings and professional learning sessions conducted virtually, along with recorded trainings are offered throughout the year on a variety of school-specific and system-wide initiatives. Schools can request additional, school-specific sessions at any time.

Teacher Support During Implementation

California Connections Academy teachers are all assigned supervisors. The supervisors are tasked with monitoring and supporting the teachers during their implementation of professional development activities. They will meet as often as twice a month to ensure implementation is on track.

This table displays the number of school days dedicated to staff development and continuous improvement.

Subject	2021-22	2022-23	2023-24
Number of school days dedicated to Staff Development and Continuous Improvement	20	20	20

California Connections Academy North Bay

2022-2023 School Accountability Report Card

(Published During the 2023-2024 School Year)

General Information about the School Accountability Report Card (SARC)

SARC Overview



By February 1 of each year, every school in California is required by state law to publish a School Accountability Report Card (SARC). The SARC contains information about the condition and performance of each California public school. Under the Local Control Funding Formula (LCFF) all local educational agencies (LEAs) are required to prepare a Local Control and Accountability Plan (LCAP), which describes how they intend to meet annual school-specific goals for all pupils, with specific activities to address state and local priorities. Additionally, data reported in an LCAP is to be consistent with data reported in the SARC.

- For more information about SARC requirements and access to prior year reports, see the California Department of Education (CDE) SARC web page at <https://www.cde.ca.gov/ta/ac/sa/>.
- For more information about the LCFF or the LCAP, see the CDE LCFF web page at <https://www.cde.ca.gov/fg/aa/lc/>.
- For additional information about the school, parents/guardians and community members should contact the school principal or the district office.

DataQuest



DataQuest is an online data tool located on the CDE DataQuest web page at <https://dq.cde.ca.gov/dataquest/> that contains additional information about this school and comparisons of the school to the district and the county. Specifically, DataQuest is a dynamic system that provides reports for accountability (e.g., test data, enrollment, high school graduates, dropouts, course enrollments, staffing, and data regarding English learners).

California School Dashboard



The California School Dashboard (Dashboard) <https://www.caschooldashboard.org/> reflects California's new accountability and continuous improvement system and provides information about how LEAs and schools are meeting the needs of California's diverse student population. The Dashboard contains reports that display the performance of LEAs, schools, and student groups on a set of state and local measures to assist in identifying strengths, challenges, and areas in need of improvement.

Internet Access

Internet access is available at public libraries and other locations that are publicly accessible (e.g., the California State Library). Access to the Internet at libraries and public locations is generally provided on a first-come, first-served basis. Other use restrictions may include the hours of operation, the length of time that a workstation may be used (depending on availability), the types of software programs available on a workstation, and the ability to print documents.

2023-24 School Contact Information

School Name	California Connections Academy North Bay
Street	20932 Big Canyon Rd.
City, State, Zip	Middletown, CA 95461
Phone Number	209-253-1208
Principal	Dr. Richard Savage, Superintendent
Email Address	rsavage@californiaops.org
School Website	https://www.connectionsacademy.com/california-online-school
County-District-School (CDS) Code	17 640550129601

2023-24 District Contact Information

District Name	California Connections Academy North Bay
Phone Number	(707) 987- 4100
Superintendent	David Miller
Email Address	david.miller@middletownusd.org
District Website	www.middletownusd.org

2023-24 School Description and Mission Statement

California Connections Academy North Bay was authorized on January 15, 2014 by Middletown Unified School District (MUSD) and began serving students in grades K-12 on September 2, 2014. California Connections Academy North Bay serves students in Lake, Napa, Sonoma, Mendocino, Glenn, Colusa, and Yolo counties.

The mission of California Connections Academy North Bay will be to educate and empower compassionate global citizens by leveraging 21st century education resources on behalf of students who need a more personalized approach to learning to maximize these students' potential and meet the highest performance standards. This mission will be accomplished through a uniquely individualized learning program that combines the best in virtual education with real connections among students, family, teachers, and the community to promote academic and emotional success for every learner. Every student will have a Personalized Learning Plan and an entire team of experts committed to the student's successful fulfillment of that plan. California Connections Academy North Bay will be a high-quality, high-tech, high-interaction virtual "school without walls" that brings out the best in every student through Personalized Performance Learning.

California Connections Academy North Bay is tailor-made for a diverse array of students who would benefit from a quality alternative to the traditional brick-and-mortar classroom. These include students whose families seek direct involvement in their education; students who are homebound due to illness or disability; exceptional students who are far ahead of or far behind their peers in school; young people pursuing artistic or athletic careers that require a flexible school schedule; students in group homes or institutions; and students at risk of academic failure who may particularly benefit from intensive, personalized instruction.

California Connections Academy North Bay represents an outstanding educational choice for families in Lake County and contiguous counties. Students will benefit from instruction that is individualized, personalized, and flexible. The ultimate focus of this "high-tech, high-interaction" instructional model is student achievement. The California Connections Academy North Bay Board contracts with Pearson Virtual Schools to provide the online school platform, the curriculum and other services. Parents pay no tuition for their students to attend California Connections Academy North Bay. Students are considered to be enrolled in a full time public school. California Connections Academy North Bay provides textbooks and other instructional materials and equipment. Non-consumable materials and all equipment must be returned if the student is no longer enrolled. Students are expected to take all state- mandated standardized tests in person at proctored locations designated by the school.

About this School

2022-23 Student Enrollment by Grade Level

Grade Level	Number of Students
Kindergarten	3
Grade 1	10
Grade 2	7
Grade 3	5
Grade 4	9
Grade 5	8
Grade 6	7
Grade 7	13
Grade 8	17
Grade 9	14
Grade 10	13
Grade 11	22
Grade 12	26
Total Enrollment	154

2022-23 Student Enrollment by Student Group

Student Group	Percent of Total Enrollment
Female	50.6%
Male	49.4%
American Indian or Alaska Native	0.6%
Asian	3.9%
Black or African American	3.2%
Filipino	1.3%
Hispanic or Latino	30.5%
Two or More Races	11%
White	49.4%
English Learners	0.6%
Foster Youth	0.6%
Socioeconomically Disadvantaged	59.7%
Students with Disabilities	10.4%

A. Conditions of Learning State Priority: Basic

The SARC provides the following information relevant to the State priority: Basic (Priority 1):

- Degree to which teachers are appropriately assigned and fully credentialed in the subject area and for the pupils they are teaching;
- Pupils have access to standards-aligned instructional materials; and
- School facilities are maintained in good repair

2020-21 Teacher Preparation and Placement

Authorization/Assignment	School Number	School Percent	District Number	District Percent	State Number	State Percent
Fully (Preliminary or Clear) Credentialed for Subject and Student Placement (properly assigned)	6.70	84.63	66.10	82.80	228366.10	83.12
Intern Credential Holders Properly Assigned	0.00	0.00	1.70	2.19	4205.90	1.53
Teachers Without Credentials and Misassignments (“ineffective” under ESSA)	0.00	0.00	9.10	11.43	11216.70	4.08
Credentialed Teachers Assigned Out-of-Field (“out-of-field” under ESSA)	0.80	11.08	0.80	1.10	12115.80	4.41
Unknown	0.30	4.16	1.90	2.45	18854.30	6.86
Total Teaching Positions	7.90	100.00	79.80	100.00	274759.10	100.00

Note: The data in this table is based on Full Time Equivalent (FTE) status. One FTE equals one staff member working full time; one FTE could also represent two staff members who each work 50 percent of full time. Additionally, an assignment is defined as a position that an educator is assigned based on setting, subject, and grade level. An authorization is defined as the services that an educator is authorized to provide to students.

2021-22 Teacher Preparation and Placement

Authorization/Assignment	School Number	School Percent	District Number	District Percent	State Number	State Percent
Fully (Preliminary or Clear) Credentialed for Subject and Student Placement (properly assigned)	3.30	89.04	53.00	68.44	234405.20	84.00
Intern Credential Holders Properly Assigned	0.00	0.00	2.70	3.55	4853.00	1.74
Teachers Without Credentials and Misassignments (“ineffective” under ESSA)	0.00	0.00	11.00	14.23	12001.50	4.30
Credentialed Teachers Assigned Out-of-Field (“out-of-field” under ESSA)	0.20	6.15	0.80	1.10	11953.10	4.28
Unknown	0.10	4.55	9.80	12.66	15831.90	5.67
Total Teaching Positions	3.70	100.00	77.50	100.00	279044.80	100.00

The CDE published the first year of available teacher data for the 2020-21 SARC in June 2022, and the CDE published the second year of data for the 2021-22 SARC in June 2023. The EC Section 33126(b)(5) requires the most recent three years of teacher data to be requested in the SARC, as data is available. The teacher data for the 2022-23 SARC will not be available prior to February 1, 2024, and therefore is not included in the template.

Note: The data in this table is based on Full-Time Equivalent (FTE) status. One FTE equals one staff member working full time; one FTE could also represent two staff members who each work 50 percent of full time. Additionally, an assignment is defined as a position that an educator is assigned based on setting, subject, and grade level. An authorization is defined as the services that an educator is authorized to provide to students.

Teachers Without Credentials and Misassignments (considered “ineffective” under ESSA)

Authorization/Assignment	2020-21	2021-22
Permits and Waivers	0.00	0.00
Misassignments	0.00	0.00
Vacant Positions	0.00	0.00
Total Teachers Without Credentials and Misassignments	0.00	0.00

The teacher data for the 2022-23 SARC will not be available prior to February 1, 2024, and therefore is not included in the template.

Credentialed Teachers Assigned Out-of-Field (considered “out-of-field” under ESSA)

Indicator	2020-21	2021-22
Credentialed Teachers Authorized on a Permit or Waiver	0.00	0.00
Local Assignment Options	0.80	0.20
Total Out-of-Field Teachers	0.80	0.20

The teacher data for the 2022-23 SARC will not be available prior to February 1, 2024, and therefore is not included in the template.

Class Assignments

Indicator	2020-21	2021-22
Misassignments for English Learners (a percentage of all the classes with English learners taught by teachers that are misassigned)	0	0
No credential, permit or authorization to teach (a percentage of all the classes taught by teachers with no record of an authorization to teach)	0	0

The teacher data for the 2022-23 SARC will not be available prior to February 1, 2024, and therefore is not included in the template.

Note: For more information refer to the Updated Teacher Equity Definitions web page at <https://www.cde.ca.gov/pd/ee/teacherequitydefinitions.asp>.

2023-24 Quality, Currency, Availability of Textbooks and Other Instructional Materials

Year and month in which the data were collected		01/2023	
Subject	Textbooks and Other Instructional Materials/year of Adoption	From Most Recent Adoption ?	Percent Students Lacking Own Assigned Copy
Reading/Language Arts	Charters are not mandated to use state-adopted curriculum. All students receive online and offline materials needed to complete their course of study. The Board of Directors approves the curriculum, textbook, and instructional material	Yes	0

selections annually. The Pearson Virtual Schools branded curriculum, including assessments, is aligned to the California Common Core State Standards, California Content Standards and Next Generation Science Standards, as adopted by the State Board of Education for English-Language Arts, Mathematics, Health Education, History-Social Science, Physical Education, Science, Visual and Performing Arts, and World Languages. Additional alignments are conducted for “a” to “g” guidelines. The curriculum is updated regularly based on a rigorous analysis of student performance on state standards as measured by state testing results and internal assessments. The high quality proprietary curriculum integrates textbooks, lesson plans, and other content from a variety of leading publishers including Pearson, McGraw-Hill, and Zaner-Bloser, many of which are already on the state’s approved list. In addition to high-quality virtual and print textbook resources, the curriculum features technology-based content from providers such as Grolier Online, BrainPOP, Houghton Mifflin Harcourt, and Discovery Education. Pearson Virtual School’s proprietary and highly effective online animated Teachlets® tutorials, which introduce challenging topics and provide interactive practice, are also included. LiveLesson® sessions, which provide for real-time web conferencing with individual and small groups of students using voice over IP, chat, electronic whiteboard, and shared web surfing, allows teachers and students to interact with one another in real time in a ‘virtual classroom.’

For the most recent complete curriculum Program Guide, please visit the following URL
[:https://www.connectionsacademy.com/california-online-school/academics/curriculum/](https://www.connectionsacademy.com/california-online-school/academics/curriculum/)

Mathematics

Charters are not mandated to use state-adopted curriculum. All students receive online and offline materials needed to complete their course of study. The Board of Directors approves the curriculum, textbook, and instructional material selections annually. The Pearson Virtual Schools branded curriculum, including assessments, is aligned to the California Common Core State Standards, California Content Standards and Next Generation Science Standards, as adopted by the State Board of Education for English-Language Arts, Mathematics, Health Education, History-Social Science, Physical Education, Science, Visual and Performing Arts, and World Languages. Additional alignments are conducted for “a” to “g” guidelines. The curriculum is updated regularly based on a rigorous analysis of student performance on state standards as measured by state testing results and internal assessments. The high quality proprietary curriculum integrates textbooks, lesson plans, and other content from a variety of leading publishers including Pearson, McGraw-Hill, and Zaner-Bloser, many of which are already on the state’s approved list. In addition to high-quality virtual and print textbook resources, the curriculum features technology-based content from providers such as Grolier Online, BrainPOP, Houghton Mifflin Harcourt, and Discovery Education. Pearson Virtual School’s proprietary and highly effective online animated Teachlets® tutorials, which introduce challenging topics and provide interactive practice, are also included. LiveLesson® sessions, which provide for real-time web conferencing with individual

Yes

0

and small groups of students using voice over IP, chat, electronic whiteboard, and shared web surfing, allows teachers and students to interact with one another in real time in a 'virtual classroom.'

For the most recent complete curriculum Program Guide, please visit the following URL
[:https://www.connectionsacademy.com/california-online-school/academics/curriculum/](https://www.connectionsacademy.com/california-online-school/academics/curriculum/)

Science

Charters are not mandated to use state-adopted curriculum. All students receive online and offline materials needed to complete their course of study. The Board of Directors approves the curriculum, textbook, and instructional material selections annually. The Pearson Virtual Schools branded curriculum, including assessments, is aligned to the California Common Core State Standards, California Content Standards and Next Generation Science Standards, as adopted by the State Board of Education for English-Language Arts, Mathematics, Health Education, History-Social Science, Physical Education, Science, Visual and Performing Arts, and World Languages. Additional alignments are conducted for "a" to "g" guidelines. The curriculum is updated regularly based on a rigorous analysis of student performance on state standards as measured by state testing results and internal assessments. The high quality proprietary curriculum integrates textbooks, lesson plans, and other content from a variety of leading publishers including Pearson, McGraw-Hill, and Zaner-Bloser, many of which are already on the state's approved list. In addition to high-quality virtual and print textbook resources, the curriculum features technology-based content from providers such as Grolier Online, BrainPOP, Houghton Mifflin Harcourt, and Discovery Education. Pearson Virtual School's proprietary and highly effective online animated Teachlets® tutorials, which introduce challenging topics and provide interactive practice, are also included. LiveLesson® sessions, which provide for real-time web conferencing with individual and small groups of students using voice over IP, chat, electronic whiteboard, and shared web surfing, allows teachers and students to interact with one another in real time in a 'virtual classroom.'

Yes

0

For the most recent complete curriculum Program Guide, please visit the following URL
[:https://www.connectionsacademy.com/california-online-school/academics/curriculum/](https://www.connectionsacademy.com/california-online-school/academics/curriculum/)

History-Social Science

Charters are not mandated to use state-adopted curriculum. All students receive online and offline materials needed to complete their course of study. The Board of Directors approves the curriculum, textbook, and instructional material selections annually. The Pearson Virtual Schools branded curriculum, including assessments, is aligned to the California Common Core State Standards, California Content Standards and Next Generation Science Standards, as adopted by the State Board of Education for English-Language Arts, Mathematics, Health Education, History-Social Science, Physical Education, Science, Visual and Performing Arts, and World Languages. Additional alignments are conducted for "a" to "g" guidelines. The curriculum is updated regularly based on a rigorous analysis of student performance on state standards as measured by

Yes

0

state testing results and internal assessments. The high quality proprietary curriculum integrates textbooks, lesson plans, and other content from a variety of leading publishers including Pearson, McGraw-Hill, and Zaner-Bloser, many of which are already on the state’s approved list. In addition to high-quality virtual and print textbook resources, the curriculum features technology-based content from providers such as Grolier Online, BrainPOP, Houghton Mifflin Harcourt, and Discovery Education. Pearson Virtual School’s proprietary and highly effective online animated Teachlets® tutorials, which introduce challenging topics and provide interactive practice, are also included. LiveLesson® sessions, which provide for real-time web conferencing with individual and small groups of students using voice over IP, chat, electronic whiteboard, and shared web surfing, allows teachers and students to interact with one another in real time in a ‘virtual classroom.’

For the most recent complete curriculum Program Guide, please visit the following URL
[:https://www.connectionsacademy.com/california-online-school/academics/curriculum/](https://www.connectionsacademy.com/california-online-school/academics/curriculum/)

Foreign Language

Charters are not mandated to use state-adopted curriculum. All students receive online and offline materials needed to complete their course of study. The Board of Directors approves the curriculum, textbook, and instructional material selections annually. The Pearson Virtual Schools branded curriculum, including assessments, is aligned to the California Common Core State Standards, California Content Standards and Next Generation Science Standards, as adopted by the State Board of Education for English-Language Arts, Mathematics, Health Education, History-Social Science, Physical Education, Science, Visual and Performing Arts, and World Languages. Additional alignments are conducted for “a” to “g” guidelines. The curriculum is updated regularly based on a rigorous analysis of student performance on state standards as measured by state testing results and internal assessments. The high quality proprietary curriculum integrates textbooks, lesson plans, and other content from a variety of leading publishers including Pearson, McGraw-Hill, and Zaner-Bloser, many of which are already on the state’s approved list. In addition to high-quality virtual and print textbook resources, the curriculum features technology-based content from providers such as Grolier Online, BrainPOP, Houghton Mifflin Harcourt, and Discovery Education. Pearson Virtual School’s proprietary and highly effective online animated Teachlets® tutorials, which introduce challenging topics and provide interactive practice, are also included. LiveLesson® sessions, which provide for real-time web conferencing with individual and small groups of students using voice over IP, chat, electronic whiteboard, and shared web surfing, allows teachers and students to interact with one another in real time in a ‘virtual classroom.’

Yes

0

For the most recent complete curriculum Program Guide, please visit the following URL
[:https://www.connectionsacademy.com/california-online-school/academics/curriculum/](https://www.connectionsacademy.com/california-online-school/academics/curriculum/)

<p>Health</p>	<p>Charters are not mandated to use state-adopted curriculum. All students receive online and offline materials needed to complete their course of study. The Board of Directors approves the curriculum, textbook, and instructional material selections annually. The Pearson Virtual Schools branded curriculum, including assessments, is aligned to the California Common Core State Standards, California Content Standards and Next Generation Science Standards, as adopted by the State Board of Education for English-Language Arts, Mathematics, Health Education, History-Social Science, Physical Education, Science, Visual and Performing Arts, and World Languages. Additional alignments are conducted for “a” to “g” guidelines. The curriculum is updated regularly based on a rigorous analysis of student performance on state standards as measured by state testing results and internal assessments. The high quality proprietary curriculum integrates textbooks, lesson plans, and other content from a variety of leading publishers including Pearson, McGraw-Hill, and Zaner-Bloser, many of which are already on the state’s approved list. In addition to high-quality virtual and print textbook resources, the curriculum features technology-based content from providers such as Grolier Online, BrainPOP, Houghton Mifflin Harcourt, and Discovery Education. Pearson Virtual School’s proprietary and highly effective online animated Teachlets® tutorials, which introduce challenging topics and provide interactive practice, are also included. LiveLesson® sessions, which provide for real-time web conferencing with individual and small groups of students using voice over IP, chat, electronic whiteboard, and shared web surfing, allows teachers and students to interact with one another in real time in a ‘virtual classroom.’</p> <p>For the most recent complete curriculum Program Guide, please visit the following URL :https://www.connectionsacademy.com/california-online-school/academics/curriculum/</p>	<p>Yes</p>	<p>0</p>
----------------------	---	------------	----------

<p>Visual and Performing Arts</p>	<p>Charters are not mandated to use state-adopted curriculum. All students receive online and offline materials needed to complete their course of study. The Board of Directors approves the curriculum, textbook, and instructional material selections annually. The Pearson Virtual Schools branded curriculum, including assessments, is aligned to the California Common Core State Standards, California Content Standards and Next Generation Science Standards, as adopted by the State Board of Education for English-Language Arts, Mathematics, Health Education, History-Social Science, Physical Education, Science, Visual and Performing Arts, and World Languages. Additional alignments are conducted for “a” to “g” guidelines. The curriculum is updated regularly based on a rigorous analysis of student performance on state standards as measured by state testing results and internal assessments. The high quality proprietary curriculum integrates textbooks, lesson plans, and other content from a variety of leading publishers including Pearson, McGraw-Hill, and Zaner-Bloser, many of which are already on the state’s approved list. In addition to high-quality virtual and print textbook resources, the curriculum features technology-based content from providers such as Grolier Online, BrainPOP, Houghton Mifflin Harcourt, and Discovery Education. Pearson Virtual School’s</p>	<p>Yes</p>	<p>0</p>
--	--	------------	----------

proprietary and highly effective online animated Teachlets® tutorials, which introduce challenging topics and provide interactive practice, are also included. LiveLesson® sessions, which provide for real-time web conferencing with individual and small groups of students using voice over IP, chat, electronic whiteboard, and shared web surfing, allows teachers and students to interact with one another in real time in a ‘virtual classroom.’

For the most recent complete curriculum Program Guide, please visit the following URL
[:https://www.connectionsacademy.com/california-online-school/academics/curriculum/](https://www.connectionsacademy.com/california-online-school/academics/curriculum/)

School Facility Conditions and Planned Improvements

California Connections Academy North Bay is a virtual school site and so does not have a physical facility, but it does share office space (e.g. for housing school records) with other California Connections Academy schools. These shared administrative offices are located in office space within relatively new commercial business parks in Ripon and San Juan Capistrano, CA.

Year and month of the most recent FIT report N/A

System Inspected	Rate Good	Rate Fair	Rate Poor	Repair Needed and Action Taken or Planned
Systems: Gas Leaks, Mechanical/HVAC, Sewer				
Interior: Interior Surfaces				
Cleanliness: Overall Cleanliness, Pest/Vermin Infestation				
Electrical				
Restrooms/Fountains: Restrooms, Sinks/ Fountains				
Safety: Fire Safety, Hazardous Materials				
Structural: Structural Damage, Roofs				
External: Playground/School Grounds, Windows/ Doors/Gates/Fences				

Overall Facility Rate

Exemplary	Good	Fair	Poor
-----------	------	------	------

B. Pupil Outcomes

State Priority: Pupil Achievement

The SARC provides the following information relevant to the State priority: Pupil Achievement (Priority 4):

Statewide Assessments

(i.e., California Assessment of Student Performance and Progress [CAASPP] System includes the Smarter Balanced Summative Assessments for students in the general education population and the California Alternate Assessments [CAAs] for English language arts/literacy [ELA] and mathematics given in grades three through eight and grade eleven. Only eligible students may participate in the administration of the CAAs. CAAs items are aligned with alternate achievement standards, which are linked with the Common Core State Standards [CCSS] for students with the most significant cognitive disabilities).

The CAASPP System encompasses the following assessments and student participation requirements:

1. **Smarter Balanced Summative Assessments and CAAs for ELA** in grades three through eight and grade eleven.
2. **Smarter Balanced Summative Assessments and CAAs for mathematics** in grades three through eight and grade eleven.
3. **California Science Test (CAST) and CAAs for Science** in grades five, eight, and once in high school (i.e., grade ten, eleven, or twelve).

College and Career Ready

The percentage of students who have successfully completed courses that satisfy the requirements for entrance to the University of California and the California State University, or career technical education sequences or programs of study.

Percentage of Students Meeting or Exceeding the State Standard on CAASPP

This table displays CAASPP test results in ELA and mathematics for all students grades three through eight and grade eleven taking and completing a state-administered assessment.

Percentages are not calculated when the number of students tested is ten or less, either because the number of students in this category is too small for statistical accuracy or to protect student privacy.

ELA and mathematics test results include the Smarter Balanced Summative Assessment and the CAA. The “Percent Met or Exceeded” is calculated by taking the total number of students who met or exceeded the standard on the Smarter Balanced Summative Assessment plus the total number of students who met the standard (i.e., achieved Level 3-Alternate) on the CAAs divided by the total number of students who participated in both assessments.

Subject	School 2021-22	School 2022-23	District 2021-22	District 2022-23	State 2021-22	State 2022-23
English Language Arts/Literacy (grades 3-8 and 11)	49	55	41	41	47	46
Mathematics (grades 3-8 and 11)	22	22	26	26	33	34

2022-23 CAASPP Test Results in ELA by Student Group

This table displays CAASPP test results in ELA by student group for students grades three through eight and grade eleven taking and completing a state-administered assessment.

ELA test results include the Smarter Balanced Summative Assessment and the CAA. The “Percent Met or Exceeded” is calculated by taking the total number of students who met or exceeded the standard on the Smarter Balanced Summative Assessment plus the total number of students who met the standard (i.e., achieved Level 3-Alternate) on the CAAs divided by the total number of students who participated in both assessments.

Double dashes (--) appear in the table when the number of students is ten or less, either because the number of students in this category is too small for statistical accuracy or to protect student privacy.

The number of students tested includes all students who participated in the test whether they received a score or not; however, the number of students tested is not the number that was used to calculate the achievement level percentages. The achievement level percentages are calculated using only students who received scores.

CAASPP Student Groups	CAASPP Total Enrollment	CAASPP Number Tested	CAASPP Percent Tested	CAASPP Percent Not Tested	CAASPP Percent Met or Exceeded
All Students	78	55	70.51	29.49	54.55
Female	35	22	62.86	37.14	59.09
Male	42	32	76.19	23.81	50.00
American Indian or Alaska Native	--	--	--	--	--
Asian	--	--	--	--	--
Black or African American	--	--	--	--	--
Filipino	--	--	--	--	--
Hispanic or Latino	20	17	85.00	15.00	35.29
Native Hawaiian or Pacific Islander	0	0	0	0	0
Two or More Races	--	--	--	--	--
White	41	29	70.73	29.27	65.52
English Learners	0	0	0	0	0
Foster Youth	0	0	0	0	0
Homeless	0	0	0	0	0
Military	0	0	0	0	0
Socioeconomically Disadvantaged	36	27	75.00	25.00	44.44
Students Receiving Migrant Education Services	0	0	0	0	0
Students with Disabilities	--	--	--	--	--

2022-23 CAASPP Test Results in Math by Student Group

This table displays CAASPP test results in Math by student group for students grades three through eight and grade eleven taking and completing a state-administered assessment.

Mathematics test results include the Smarter Balanced Summative Assessment and the CAA. The “Percent Met or Exceeded” is calculated by taking the total number of students who met or exceeded the standard on the Smarter Balanced Summative Assessment plus the total number of students who met the standard (i.e., achieved Level 3-Alternate) on the CAAs divided by the total number of students who participated in both assessments.

Double dashes (--) appear in the table when the number of students is ten or less, either because the number of students in this category is too small for statistical accuracy or to protect student privacy.

The number of students tested includes all students who participated in the test whether they received a score or not; however, the number of students tested is not the number that was used to calculate the achievement level percentages. The achievement level percentages are calculated using only students who received scores.

CAASPP Student Groups	CAASPP Total Enrollment	CAASPP Number Tested	CAASPP Percent Tested	CAASPP Percent Not Tested	CAASPP Percent Met or Exceeded
All Students	78	55	70.51	29.49	21.82
Female	35	22	62.86	37.14	13.64
Male	42	32	76.19	23.81	28.13
American Indian or Alaska Native	--	--	--	--	--
Asian	--	--	--	--	--
Black or African American	--	--	--	--	--
Filipino	--	--	--	--	--
Hispanic or Latino	20	17	85.00	15.00	0.00
Native Hawaiian or Pacific Islander	0	0	0	0	0
Two or More Races	--	--	--	--	--
White	41	29	70.73	29.27	27.59
English Learners	0	0	0	0	0
Foster Youth	0	0	0	0	0
Homeless	0	0	0	0	0
Military	0	0	0	0	0
Socioeconomically Disadvantaged	36	27	75.00	25.00	18.52
Students Receiving Migrant Education Services	0	0	0	0	0
Students with Disabilities	--	--	--	--	--

CAASPP Test Results in Science for All Students

This table displays the percentage of all students grades five, eight, and High School meeting or exceeding the State Standard.

Science test results include the CAST and the CAA. The “Percent Met or Exceeded” is calculated by taking the total number of students who met or exceeded the standard on the CAST plus the total number of students who met the standard (i.e., achieved Level 3-Alternate) on the CAAs divided by the total number of students who participated in both assessments.

The number of students tested includes all students who participated in the test whether they received a score or not; however, the number of students tested is not the number that was used to calculate the achievement level percentages. The achievement level percentages are calculated using only students who received scores.

Subject	School 2021-22	School 2022-23	District 2021-22	District 2022-23	State 2021-22	State 2022-23
Science (grades 5, 8 and high school)	33.33	34.04	16.83	18.24	29.47	30.29

2022-23 CAASPP Test Results in Science by Student Group

This table displays CAASPP test results in Science by student group for students grades five, eight, and High School. Double dashes (--) appear in the table when the number of students is ten or less, either because the number of students in this category is too small for statistical accuracy or to protect student privacy.

Student Group	Total Enrollment	Number Tested	Percent Tested	Percent Not Tested	Percent Met or Exceeded
All Students	70	47	67.14	32.86	34.04
Female	32	22	68.75	31.25	27.27
Male	37	24	64.86	35.14	37.50
American Indian or Alaska Native	0	0	0	0	0
Asian	--	--	--	--	--
Black or African American	--	--	--	--	--
Filipino	--	--	--	--	--
Hispanic or Latino	20	17	85.00	15.00	11.76
Native Hawaiian or Pacific Islander	0	0	0	0	0
Two or More Races	--	--	--	--	--
White	38	24	63.16	36.84	50.00
English Learners	--	--	--	--	--
Foster Youth	0	0	0	0	0
Homeless	0	0	0	0	0
Military	0	0	0	0	0
Socioeconomically Disadvantaged	34	26	76.47	23.53	30.77
Students Receiving Migrant Education Services	0	0	0	0	0
Students with Disabilities	--	--	--	--	--

2022-23 Career Technical Education Programs

California Connections Academy offers several CTE courses. The courses are designed to be high-interest and also focused on career preparation. All students are eligible to take these courses and our counseling staff works diligently to match the courses to student interests when including them in a schedule. CTE courses offered at California Connections Academy are as follows:

- Advertising and Sales Promotion
- Anatomy and Physiology
- AP Computer Science A A
- AP Computer Science A B
- AP Computer Science Principles A
- AP Computer Science Principles B
- Business Applications
- Career Planning and Skill Development
- Careers in Criminal Justice 1 A
- Careers in Criminal Justice 1 B
- Coding 1 A
- Coding 1 B
- College Prep with ACT
- College Prep with SAT
- Computing for College and Careers 1 A
- Computing for College and Careers 1 B
- Concepts of Engineering & Technology
- Cosmetology I A: Cutting Edge Styles
- Cosmetology I B: Cutting Edge Styles
- Cosmetology 2
- Culinary Arts and Hospitality II: Culinary Arts A
- Culinary Arts and Hospitality II: Culinary Arts B
- Culinary Arts and Hospitality Management A
- Culinary Arts and Hospitality Management B
- Developmental Writing
- Entrepreneurship: Starting Your Own Business A
- Entrepreneurship: Starting Your Own Business B
- Health, Safety, and Nutrition
- Human Resource Management
- International Business
- Internship & Work Study A
- Internship & Work Study B
- Introduction to Business
- Introduction to Communication
- Introduction to Criminal Justice
- Introduction to Early Childhood Education
- Introduction to Finance
- Introduction to Homeland Security
- Introduction to Law
- Introduction to Medical Assisting
- Introduction to Psychology
- Introduction to Sociology
- Introduction to the Paralegal Profession
- Introductory Astronomy
- Leadership and Supervision in Business
- Medical Law and Ethics
- Medical Terminology
- Principles of Management
- Principles of Marketing
- Public Speaking
- Research Methods

2022-23 Career Technical Education (CTE) Participation

Measure	CTE Program Participation
Number of Pupils Participating in CTE	
Percent of Pupils that Complete a CTE Program and Earn a High School Diploma	
Percent of CTE Courses that are Sequenced or Articulated Between the School and Institutions of Postsecondary Education	

Course Enrollment/Completion

This table displays the course enrollment/completion of University of California (UC) and/or California State University (CSU) admission requirements.

UC/CSU Course Measure	Percent
2022-23 Pupils Enrolled in Courses Required for UC/CSU Admission	96
2021-22 Graduates Who Completed All Courses Required for UC/CSU Admission	20

B. Pupil Outcomes State Priority: Other Pupil Outcomes

The SARC provides the following information relevant to the State priority: Other Pupil Outcomes (Priority 8): Pupil outcomes in the subject area of physical education.

2022-23 California Physical Fitness Test Results

This table displays the percentage of students participating in each of the five fitness components of the California Physical Fitness Test Results. The administration of the PFT during 2021-22 and 2022-23 school years, only participation results are required for these five fitness areas. Percentages are not calculated and double dashes (--) appear in the table when the number of students tested is ten or less, either because the number of students in this category is too small for statistical accuracy or to protect student privacy.

Grade Level	Component 1: Aerobic Capacity	Component 2: Abdominal Strength and Endurance	Component 3: Trunk Extensor and Strength and Flexibility	Component 4: Upper Body Strength and Endurance	Component 5: Flexibility
Grade 5	10%	10%	10%	10%	10%
Grade 7	10.53%	10.53%	10.53%	10.53%	10.53%
Grade 9	19.05%	19.05%	19.05%	19.05%	19.05%

C. Engagement State Priority: Parental Involvement

The SARC provides the following information relevant to the State priority: Parental Involvement (Priority 3): Efforts the school district makes to seek parent input in making decisions regarding the school district and at each school site.

2023-24 Opportunities for Parental Involvement

Parents and other caretakers have the opportunity to be a part of their child’s learning journey and play a critical role in student success. As a “Learning Coach”, parents help their children stay on track, assist with academic monitoring, support in-person socialization opportunities, and more. Teachers, along with parents, proactively identify and work to address student challenges as well as celebrate student successes. Parents monitor student attendance and lesson completion daily. To enhance student learning, parents have the opportunity to interact with teachers during normal school hours which in turn builds positive parent/teacher relationships. Middle school and high school parents are actively involved in progress monitoring and other relevant meetings as needed; these meetings are held at a frequency relevant to the needs of the student. Elementary parents are required to speak with homeroom teachers at least three times per school year and many typically do so more often.

Students and their parents are offered the opportunity to participate in a variety of school-sponsored activities, including official field trips, schoolwide social events, and college tours. Parents may be involved in supporting their children’s philanthropic efforts such as those involved with the school’s chapters of National Junior Honor Society and National Honor Society. Parents take part in the School Advisory Committee meetings, which advise the board and administration on topics such as Title programs and the LCAP. They also have the opportunity to take part in the Caretaker and Administration Collaboration Meeting that allows for a less formal conversation where parents can ask more in depth questions and further our discussion surrounding our school and school goals. A popular private Facebook page provides opportunities for parents to interact and communicate about a variety of topics.

The school’s counseling team offers parent workshops that draw on building students’ social-emotional learning skills: self-awareness, self-regulation, social awareness, responsible decision making, and relationship skills. Sessions take place weekly throughout most of the school year and consist of information, engagement, open discussion, and a forum for caretakers to ask any questions related to mental health. All new parents/Learning Coaches are provided access to an online orientation and are encouraged to complete it prior to enrollment. Numerous supplemental orientations and live online sessions are offered to help new families transition easily into the school; new and returning families may also engage in online sessions dedicated to a myriad of topics such as how to best foster growth mindsets, understanding gifted students, and more. In addition to students’ homeroom teachers, the school gives parents the opportunity to engage with school staff called “Learning Coach Mentors” who proactively support new parents; Learning Coach Mentors may also assist returning parents who are having difficulties in fulfilling their crucial role in their student’s education. To further engage parents and enhance school operations, a parent satisfaction survey conducted by an independent third party firm serves to gather parent feedback annually. Parents are encouraged and reminded that the Technical Support team can be contacted by phone or via a link in the school’s Educational Management System for assistance with technical issues, complaints, and concerns.

C. Engagement

State Priority: Pupil Engagement

The SARC provides the following information relevant to the State priority: Pupil Engagement (Priority 5):

- High school dropout rates;
- High school graduation rates; and
- Chronic Absenteeism

Dropout Rate and Graduation Rate (Four-Year Cohort Rate)

Indicator	School 2020-21	School 2021-22	School 2022-23	District 2020-21	District 2021-22	District 2022-23	State 2020-21	State 2021-22	State 2022-23
Dropout Rate	26.5	14.3	32.3	9.6	7	14.3	9.4	7.8	8.2
Graduation Rate	58.8	77.1	64.5	85.3	90.5	81	83.6	87	86.2

2022-23 Graduation Rate by Student Group (Four-Year Cohort Rate)

This table displays the 2022-23 graduation rate by student group. For information on the Four-Year Adjusted Cohort Graduation Rate (ACGR), visit the CDE Adjusted Cohort Graduation Rate web page at www.cde.ca.gov/ds/ad/acgrinfo.asp.

Student Group	Number of Students in Cohort	Number of Cohort Graduates	Cohort Graduation Rate
All Students	31	20	64.5
Female	15	8	53.3
Male	16	12	75.0
Non-Binary			
American Indian or Alaska Native	0	0	0.00
Asian	0	0	0.00
Black or African American	0	0	0.00
Filipino	--	--	--
Hispanic or Latino	11	7	63.6
Native Hawaiian or Pacific Islander	0	0	0.00
Two or More Races	--	--	--
White	17	11	64.7
English Learners	--	--	--
Foster Youth	0.0	0.0	0.0
Homeless	--	--	--
Socioeconomically Disadvantaged	18	12	66.7
Students Receiving Migrant Education Services	0.0	0.0	0.0
Students with Disabilities	--	--	--

2022-23 Chronic Absenteeism by Student Group

Student Group	Cumulative Enrollment	Chronic Absenteeism Eligible Enrollment	Chronic Absenteeism Count	Chronic Absenteeism Rate
All Students	173	166	44	26.5
Female	85	81	23	28.4
Male	85	82	20	24.4
Non-Binary	3	3	1	33.3
American Indian or Alaska Native	1	1	0	0.0
Asian	7	5	1	20.0
Black or African American	6	6	2	33.3
Filipino	2	2	0	0.0
Hispanic or Latino	51	49	13	26.5
Native Hawaiian or Pacific Islander	0	0	0	0.0
Two or More Races	19	18	4	22.2
White	87	85	24	28.2
English Learners	4	4	3	75.0
Foster Youth	1	1	1	100.0
Homeless	6	6	4	66.7
Socioeconomically Disadvantaged	106	102	34	33.3
Students Receiving Migrant Education Services	0	0	0	0.0
Students with Disabilities	20	20	11	55.0

C. Engagement

State Priority: School Climate

The SARC provides the following information relevant to the State priority: School Climate (Priority 6):

- Pupil suspension rates;
- Pupil expulsion rates; and
- Other local measures on the sense of safety

Suspensions and Expulsions

This table displays suspensions and expulsions data.

Rate	School 2020-21	School 2021-22	School 2022-23	District 2020-21	District 2021-22	District 2022-23	State 2020-21	State 2021-22	State 2022-23
Suspensions	0.00	0.00	0.00	0.23	2.20	2.67	0.20	3.17	3.60
Expulsions	0.00	0.00	0.00	0.00	0.11	0.06	0.00	0.07	0.08

2022-23 Suspensions and Expulsions by Student Group

Student Group	Suspensions Rate	Expulsions Rate
All Students	0	0
Female	0	0
Male	0	0
Non-Binary		
American Indian or Alaska Native	0	0
Asian	0	0
Black or African American	0	0
Filipino	0	0
Hispanic or Latino	0	0
Native Hawaiian or Pacific Islander	0	0
Two or More Races	0	0
White	0	0
English Learners	0	0
Foster Youth	0	0
Homeless	0	0
Socioeconomically Disadvantaged	0	0
Students Receiving Migrant Education Services	0	0
Students with Disabilities	0	0

2023-24 School Safety Plan

Because our charter school is a virtual school, school safety issues differ from a traditional school. There is no physical school site location, therefore, students and staff work remotely. For students, school safety issues typically include, but are not limited to, Internet safety as well as policies on bullying and harassment. Pearson Online Classroom, the school's Education Management System, provides a closed communication system, which helps ensure online safety for students. For staff members, common school safety issues addressed with training include Internet safety, students in distress, student, parent or staff bullying and harassment, and other topics. Emergency plans and workplace safety policies are also provided for school staff members who work in a school office. We do host in person events including field trips, festivals, state testing and graduation ceremonies. We do have a comprehensive safety plan that includes the COVID-19 Safety Plan that was board approved on 9-28-21. The plan includes all elements required by Ed Code, including but not limited to: child abuse reporting, disaster and criminal incident procedures, and, discipline and due process for students. The school also has a safety committee that meets at regular intervals. We also offer staff CPR training and active shooter training. Additional information about school safety is available upon request.

D. Other SARC Information Information Required in the SARC

The information in this section is required to be in the SARC but is not included in the state priorities for LCFF.

2020-21 Elementary Average Class Size and Class Size Distribution

This table displays the 2020-21 average class size and class size distribution. The columns titled "Number of Classes" indicates how many classes fall into each size category (a range of total students per class). The "Other" category is for multi-grade level classes.

Grade Level	Average Class Size	Number of Classes with 1-20 Students	Number of Classes with 21-32 Students	Number of Classes with 33+ Students
K	4	2		
1	5	1		
2	4	2		
3	4	2		
4	3	3		
5	3	3		
6	5	23		

2021-22 Elementary Average Class Size and Class Size Distribution

This table displays the 2021-22 average class size and class size distribution. The columns titled "Number of Classes" indicates how many classes fall into each size category (a range of total students per class). The "Other" category is for multi-grade level classes.

Grade Level	Average Class Size	Number of Classes with 1-20 Students	Number of Classes with 21-32 Students	Number of Classes with 33+ Students
K	6	2		
1	4	2		
2	4	2		
3	3	3		
4	4	2		
5	5	2		
6	3	23		

2022-23 Elementary Average Class Size and Class Size Distribution

This table displays the 2022-23 average class size and class size distribution. The columns titled "Number of Classes" indicates how many classes fall into each size category (a range of total students per class). The "Other" category is for multi-grade level classes.

Grade Level	Average Class Size	Number of Classes with 1-20 Students	Number of Classes with 21-32 Students	Number of Classes with 33+ Students
K	1	3	0	0
1	3	3	0	0
2	2	3	0	0
3	2	3	0	0
4	9	1	0	0
5	8	1	0	0
6	2	23	0	0
Other	0	0	0	0

2020-21 Secondary Average Class Size and Class Size Distribution

This table displays the 2020-21 average class size and class size distribution. The columns titled "Number of Classes" indicates how many classes fall into each size category (a range of total students per classroom). At the secondary school level, this information is reported by subject area rather than grade level.

Subject	Average Class Size	Number of Classes with 1-22 Students	Number of Classes with 23-32 Students	Number of Classes with 33+ Students
English Language Arts	5	27	2	
Mathematics	4	25	1	
Science	5	24		
Social Science	5	23		1

2021-22 Secondary Average Class Size and Class Size Distribution

This table displays the 2021-22 average class size and class size distribution. The columns titled "Number of Classes" indicates how many classes fall into each size category (a range of total students per classroom). At the secondary school level, this information is reported by subject area rather than grade level.

Subject	Average Class Size	Number of Classes with 1-22 Students	Number of Classes with 23-32 Students	Number of Classes with 33+ Students
English Language Arts	4	27		
Mathematics	3	33		
Science	3	28		
Social Science	4	26		

2022-23 Secondary Average Class Size and Class Size Distribution

This table displays the 2022-23 average class size and class size distribution. The columns titled "Number of Classes" indicates how many classes fall into each size category (a range of total students per classroom). At the secondary school level, this information is reported by subject area rather than grade level.

Subject	Average Class Size	Number of Classes with 1-22 Students	Number of Classes with 23-32 Students	Number of Classes with 33+ Students
English Language Arts	4	27	0	0
Mathematics	3	27	0	0
Science	4	23	0	0
Social Science	4	26	0	0

2022-23 Ratio of Pupils to Academic Counselor

This table displays the ratio of pupils to Academic Counselor. One Full Time Equivalent (FTE) equals one staff member working full time; one FTE could also represent two staff members who each work 50 percent of full time.

Title	Ratio
Pupils to Academic Counselor	385

2022-23 Student Support Services Staff

This table displays the number of FTE support staff assigned to this school. One Full Time Equivalent (FTE) equals one staff member working full time; one FTE could also represent two staff members who each work 50 percent of full time.

Title	Number of FTE Assigned to School
Counselor (Academic, Social/Behavioral or Career Development)	0.4
Library Media Teacher (Librarian)	
Library Media Services Staff (Paraprofessional)	
Psychologist	0
Social Worker	0
Nurse	
Speech/Language/Hearing Specialist	
Resource Specialist (non-teaching)	
Other	

Fiscal Year 2021-22 Expenditures Per Pupil and School Site Teacher Salaries

This table displays the 2021-22 expenditures per pupil and average teacher salary for this school. Cells with N/A values do not require data.

Level	Total Expenditures Per Pupil	Expenditures Per Pupil (Restricted)	Expenditures Per Pupil (Unrestricted)	Average Teacher Salary
School Site	\$10,632.79	\$1,828.05	\$8,804.74	\$61,705.00
District	N/A	N/A	\$13,945	\$61,910
Percent Difference - School Site and District	N/A	N/A	-45.2	
State	N/A	N/A	\$7,607	\$77,993
Percent Difference - School Site and State	N/A	N/A	28.7	

Fiscal Year 2022-23 Types of Services Funded

Programs provided by the school, in addition to the regular virtual program, include but are not limited to: Gifted/Talented, Special Education, ELL support, academic remediation and intervention programs (for Math at all grade levels and Math and ELA for elementary grade levels 3-5), Career/Technical Education courses, and Specialty Academies for students with talent and interest in athletics, the arts or science/technology.

Fiscal Year 2021-22 Teacher and Administrative Salaries

This table displays the 2021-22 Teacher and Administrative salaries. For detailed information on salaries, see the CDE Certification Salaries & Benefits web page at <http://www.cde.ca.gov/ds/fd/cs/>.

Category	District Amount	State Average for Districts in Same Category
Beginning Teacher Salary	\$44,453	\$47,616
Mid-Range Teacher Salary	\$65,075	\$75,580
Highest Teacher Salary	\$79,605	\$100,485
Average Principal Salary (Elementary)	\$96,001	\$114,067
Average Principal Salary (Middle)	\$112,585	\$123,622
Average Principal Salary (High)	\$113,851	\$125,386
Superintendent Salary	\$138,369	\$157,977
Percent of Budget for Teacher Salaries	28.74%	27.82%
Percent of Budget for Administrative Salaries	6.11%	5.78%

2022-23 Advanced Placement (AP) Courses

This table displays the percent of student in AP courses at this school.

Percent of Students in AP Courses	8
-----------------------------------	---

This table displays the number of AP courses offered at this school where there are student course enrollments of at least one student.

Subject	Number of AP Courses Offered
Computer Science	1
English	2
Fine and Performing Arts	0
Foreign Language	0
Mathematics	1
Science	0
Social Science	3
Total AP Courses Offered	7

Where there are student course enrollments of at least one student.

Professional Development

All teachers have approximately 20 days each school year for professional development and training. In addition, Professional Learning Communities actively meet throughout the school year during time set aside for this important professional development activity which supports student learning through data analysis and professional collaboration.

Training/Professional Learning Elements - The following training and professional learning programs are provided to California Connections Academy teachers:

Professional Development

1. Teacher Orientation Courses

Teacher Orientation Course: Foundations of Instruction - All new teachers complete a self-guided, Pearson Virtual School-developed teacher orientation course. This course is delivered through Pearson Online Classroom and contains lessons, interactive practice activities, assessments, and online tutorials. This course covers “the basics” teachers need to know to effectively do their job, including guidance on how to establish a relationship with students, personalize instruction, effectively grade and provide meaningful feedback, monitor progress, and use our multitiered instructional model. Upon successful completion of this course and its assessments, teachers are ready to begin. Teachers must complete this course within their first 30 days of employment with an overall score of 80% or higher.

Returning Staff Updates - This course is designed for teachers who are returning to Pearson Virtual Schools and have already completed the Teacher Orientation Course. The returning staff update includes information about procedures, Pearson Online Classroom features, and instructional programs that are new or updated for the current school year. A link to the Teacher Orientation Course is included in the returning staff update for reference. To ensure they are aware of changes from the prior school year, returning teachers must complete an assessment with an overall score of 80% or higher during the first 30 days of the school year.

2. Connections Academy Professional Learning Series

Research on effective professional development tells us that professional development should be intensive, ongoing, and connected to practice. We are not effective when we provide stand-alone professional development workshops. Teachers need to try out new ideas and strategies with their students and reflect on the results of these strategies. Intensive professional development, especially when it includes the application of knowledge to planning and instruction, has a greater chance of influencing teaching practices, and in turn, leading to gains in student learning. Pearson Virtual Schools provides teachers with ongoing professional development activities throughout the year. Presenters with various backgrounds and areas of content expertise conduct live tutorial sessions on a rotating basis throughout the school year.

Pearson Online School provides a systematic approach to professional learning for all teachers. Topics for professional learning sessions support our core standards for facilitating student learning, align with the school year cycle, and are driven by our belief that all students can and must learn. Each series is: Intensive – Participants will identify the purpose of educational practices, examine how they can be implemented in the virtual or blended environment, and collaboratively discuss strategies that can be implemented with students.

Ongoing – New instructional strategies and the latest learning research will be connected to topics presented and discussed in prior sessions to demonstrate how specific educational practices form the “big picture” of effect.

Connected to practice – Following each session, participants will apply what they’ve learned to their professional practice. They will integrate precise, targeted strategies into their planning and instruction, and reflect on the outcomes through the Teacher ePortfolio Data View.

3. University Online Instruction Courses

Pearson Virtual School offers up to \$5,250 per year per teacher in tuition reimbursement to support continuing education. Some restrictions apply including enrollment in an accredited program or degree path as well as successful completion of the course(s).

4. Pearson Virtual School Leadership Academy

Pearson Virtual School cultivates internal leadership candidates through a series of meetings that focus on administrative, policy, and operational issues. Candidates who have an interest in future leadership opportunities are selected through an application process. This forum promotes critical thinking in the areas of educational research, administrative practice, and supervisory proficiency as they relate to virtual school leadership. Participants will also be expected to complete a year-long action research project at their school and report on the results at the final meeting of the Leadership Academy.

5. Teacher Central

Teacher Central is a website that is easy to navigate and serves as a one-stop shop for teachers and staff to find guidance on instructional practices, professional learning, and training resources. Each section contains links to resources to support teacher effectiveness, best practices, and tools designed to personalize the learning experience for students. The Teacher Central website supports school-based staff with a variety of recorded tutorials, presentations, guides, and links to resources in 10 key categories:

Professional Development

- Pearson Online Classroom Tools
- Curriculum and Course Support
- Data & Reports
- Enrollment, Placement, and Withdrawal
- Family Engagement
- Multitiered Instructional Support
- Professional Learning and Collaboration
- School Year Cycle
- Teacher Protocols, Policies, and Best Practice
- Live Lesson Sessions

Training and Professional Learning Delivery Models

Pearson Virtual Classroom uses several modes to deliver training and professional learning:

In-Person Training: Recognizing the tenets of effective professional development established by the National Staff Development Council (NSDC), interpersonal connections increase the impact of training for adult learners. Pearson Virtual School’s Academic Training and Support Services team facilitates face-to-face training by school request. This can help establish rapport and promote collegial learning communities that are continued throughout the year via remote interactions. **“Train-the-Trainer”:** Each school selects at least one teacher to serve as a Training Representative to work with members of the Academic Training and Support Services team throughout the year. Training Representatives stay current on and then train teachers at their school on school-year cycle tasks, Pearson Online Classroom updates, and changes to processes. To assist them in this role, Training Representatives are given access to training materials they can customize, such as PowerPoint trainings, one-page guides, and activities to reinforce learning.

Synchronous Web-Based Training: In line with our commitment to use cutting-edge technology to promote learning for students, Pearson Online Classroom also implements this model for teacher training and professional learning. Real-time trainings and professional learning sessions conducted virtually, along with recorded trainings are offered throughout the year on a variety of school-specific and system-wide initiatives. Schools can request additional, school-specific sessions at any time.

Teacher Support During Implementation

California Connections Academy teachers are all assigned supervisors. The supervisors are tasked with monitoring and supporting the teachers during their implementation of professional development activities. They will meet as often as twice a month to ensure implementation is on track.

This table displays the number of school days dedicated to staff development and continuous improvement.

Subject	2021-22	2022-23	2023-24
Number of school days dedicated to Staff Development and Continuous Improvement	20	20	20

California Connections Academy Northern California

2022-2023 School Accountability Report Card (Published During the 2023-2024 School Year)

General Information about the School Accountability Report Card (SARC)

SARC Overview



By February 1 of each year, every school in California is required by state law to publish a School Accountability Report Card (SARC). The SARC contains information about the condition and performance of each California public school. Under the Local Control Funding Formula (LCFF) all local educational agencies (LEAs) are required to prepare a Local Control and Accountability Plan (LCAP), which describes how they intend to meet annual school-specific goals for all pupils, with specific activities to address state and local priorities. Additionally, data reported in an LCAP is to be consistent with data reported in the SARC.

- For more information about SARC requirements and access to prior year reports, see the California Department of Education (CDE) SARC web page at <https://www.cde.ca.gov/ta/ac/sa/>.
- For more information about the LCFF or the LCAP, see the CDE LCFF web page at <https://www.cde.ca.gov/fg/aa/lc/>.
- For additional information about the school, parents/guardians and community members should contact the school principal or the district office.

DataQuest



DataQuest is an online data tool located on the CDE DataQuest web page at <https://dq.cde.ca.gov/dataquest/> that contains additional information about this school and comparisons of the school to the district and the county. Specifically, DataQuest is a dynamic system that provides reports for accountability (e.g., test data, enrollment, high school graduates, dropouts, course enrollments, staffing, and data regarding English learners).

California School Dashboard



The California School Dashboard (Dashboard) <https://www.caschooldashboard.org/> reflects California's new accountability and continuous improvement system and provides information about how LEAs and schools are meeting the needs of California's diverse student population. The Dashboard contains reports that display the performance of LEAs, schools, and student groups on a set of state and local measures to assist in identifying strengths, challenges, and areas in need of improvement.

Internet Access

Internet access is available at public libraries and other locations that are publicly accessible (e.g., the California State Library). Access to the Internet at libraries and public locations is generally provided on a first-come, first-served basis. Other use restrictions may include the hours of operation, the length of time that a workstation may be used (depending on availability), the types of software programs available on a workstation, and the ability to print documents.

2023-24 School Contact Information

School Name	California Connections Academy Northern California
Street	580 North Wilma Ave., Ste. G
City, State, Zip	Ripon, CA 95366-9514
Phone Number	209-253-1208
Principal	Dr. Richard Savage, Superintendent
Email Address	rsavage@californiaops.org
School Website	https://www.connectionsacademy.com/california-online-school
County-District-School (CDS) Code	39 686500125849

2023-24 District Contact Information

District Name	California Connections Academy Northern California
Phone Number	(209) 599-2131
Superintendent	Ziggy Robeson
Email Address	zrobeson@sjcoe.net
District Website	www.riponusd.net

2023-24 School Description and Mission Statement

California Connections Academy Northern California was authorized on January 17, 2012 by the Ripon Unified School District (RUSD) and began serving students in grades K-12 on August 27, 2012. California Connections Academy Northern California serves students in Alameda, Amador, Calaveras, Contra Costa, Sacramento, San Joaquin, and Stanislaus counties.

The mission of California Connections Academy Northern California is to leverage 21st century education resources on behalf of students who need a more personalized approach to learning to maximize these students' potential and meet the highest performance standards. This mission is accomplished through a uniquely individualized learning program that combines the best in virtual education with real connections among students, family, teachers, and the community to promote academic and emotional success for every learner. Every CalCA@ Ripon student has a Personalized Learning Plan and an entire team of experts committed to the student's successful fulfillment of that plan. California Connections Academy Northern California is a high-quality, high-tech, high-interaction virtual "school without walls" that brings out the best in every student through Personalized Performance Learning.

California Connections Academy Northern California is tailor-made for a diverse array of students who would benefit from a quality alternative to the traditional brick-and-mortar classroom. These include students whose families seek direct involvement in their education; students who are homebound due to illness or disability; exceptional students who are far ahead of or far behind their peers in school; young people pursuing artistic or athletic careers that require a flexible school schedule; students in group homes or institutions; and students at risk of academic failure who may particularly benefit from intensive, personalized instruction.

California Connections Academy Northern California represents an outstanding educational choice for families in San Joaquin County and contiguous counties. Students will benefit from instruction that is individualized, personalized, and flexible. The ultimate focus of this "high-tech, high-interaction" instructional model is student achievement. The California Connections Academy Northern California Board contracts with Pearson Virtual Schools, to provide the online school platform, the curriculum, and other services. Parents pay no tuition for their students to attend California Connections Academy Northern California. Students are considered to be enrolled in a full time public school. California Connections Academy Northern California provides textbooks and other instructional materials and equipment. Non-consumable materials and all equipment must be returned if the student is no longer enrolled. Students are expected to take all state mandated standardized tests in person at proctored locations designated by the school.

About this School

2022-23 Student Enrollment by Grade Level

Grade Level	Number of Students
Kindergarten	99
Grade 1	89
Grade 2	71
Grade 3	73
Grade 4	84
Grade 5	99
Grade 6	109
Grade 7	147
Grade 8	189
Grade 9	185
Grade 10	206
Grade 11	221
Grade 12	194
Total Enrollment	1,766

2022-23 Student Enrollment by Student Group

Student Group	Percent of Total Enrollment
Female	50.8%
Male	48.6%
American Indian or Alaska Native	0.3%
Asian	5.7%
Black or African American	8.8%
Filipino	2%
Hispanic or Latino	31.3%
Native Hawaiian or Pacific Islander	0.6%
Two or More Races	19.9%
White	31.4%
English Learners	8.7%
Foster Youth	0.1%
Homeless	1.1%
Socioeconomically Disadvantaged	49%
Students with Disabilities	15.8%

A. Conditions of Learning State Priority: Basic

The SARC provides the following information relevant to the State priority: Basic (Priority 1):

- Degree to which teachers are appropriately assigned and fully credentialed in the subject area and for the pupils they are teaching;
- Pupils have access to standards-aligned instructional materials; and
- School facilities are maintained in good repair

2020-21 Teacher Preparation and Placement

Authorization/Assignment	School Number	School Percent	District Number	District Percent	State Number	State Percent
Fully (Preliminary or Clear) Credentialed for Subject and Student Placement (properly assigned)	35.90	88.12	175.80	88.83	228366.10	83.12
Intern Credential Holders Properly Assigned	0.00	0.00	0.00	0.00	4205.90	1.53
Teachers Without Credentials and Misassignments (“ineffective” under ESSA)	0.00	0.00	2.50	1.29	11216.70	4.08
Credentialed Teachers Assigned Out-of-Field (“out-of-field” under ESSA)	3.30	8.08	7.30	3.71	12115.80	4.41
Unknown	1.50	3.80	12.20	6.17	18854.30	6.86
Total Teaching Positions	40.80	100.00	197.90	100.00	274759.10	100.00

Note: The data in this table is based on Full Time Equivalent (FTE) status. One FTE equals one staff member working full time; one FTE could also represent two staff members who each work 50 percent of full time. Additionally, an assignment is defined as a position that an educator is assigned based on setting, subject, and grade level. An authorization is defined as the services that an educator is authorized to provide to students.

2021-22 Teacher Preparation and Placement

Authorization/Assignment	School Number	School Percent	District Number	District Percent	State Number	State Percent
Fully (Preliminary or Clear) Credentialed for Subject and Student Placement (properly assigned)	46.70	89.82	184.40	87.72	234405.20	84.00
Intern Credential Holders Properly Assigned	0.20	0.38	5.40	2.59	4853.00	1.74
Teachers Without Credentials and Misassignments (“ineffective” under ESSA)	0.50	1.04	4.70	2.25	12001.50	4.30
Credentialed Teachers Assigned Out-of-Field (“out-of-field” under ESSA)	3.10	6.09	6.70	3.22	11953.10	4.28
Unknown	1.30	2.63	8.80	4.20	15831.90	5.67
Total Teaching Positions	52.00	100.00	210.20	100.00	279044.80	100.00

The CDE published the first year of available teacher data for the 2020-21 SARC in June 2022, and the CDE published the second year of data for the 2021-22 SARC in June 2023. The EC Section 33126(b)(5) requires the most recent three years of teacher data to be requested in the SARC, as data is available. The teacher data for the 2022-23 SARC will not be available prior to February 1, 2024, and therefore is not included in the template.

Note: The data in this table is based on Full-Time Equivalent (FTE) status. One FTE equals one staff member working full time; one FTE could also represent two staff members who each work 50 percent of full time. Additionally, an assignment is defined as a position that an educator is assigned based on setting, subject, and grade level. An authorization is defined as the services that an educator is authorized to provide to students.

Teachers Without Credentials and Misassignments (considered “ineffective” under ESSA)

Authorization/Assignment	2020-21	2021-22
Permits and Waivers	0.00	0.00
Misassignments	0.00	0.50
Vacant Positions	0.00	0.00
Total Teachers Without Credentials and Misassignments	0.00	0.50

The teacher data for the 2022-23 SARC will not be available prior to February 1, 2024, and therefore is not included in the template.

Credentialed Teachers Assigned Out-of-Field (considered “out-of-field” under ESSA)

Indicator	2020-21	2021-22
Credentialed Teachers Authorized on a Permit or Waiver	0.20	0.70
Local Assignment Options	3.00	2.40
Total Out-of-Field Teachers	3.30	3.10

The teacher data for the 2022-23 SARC will not be available prior to February 1, 2024, and therefore is not included in the template.

Class Assignments

Indicator	2020-21	2021-22
Misassignments for English Learners (a percentage of all the classes with English learners taught by teachers that are misassigned)	0	1
No credential, permit or authorization to teach (a percentage of all the classes taught by teachers with no record of an authorization to teach)	0	0

The teacher data for the 2022-23 SARC will not be available prior to February 1, 2024, and therefore is not included in the template.

Note: For more information refer to the Updated Teacher Equity Definitions web page at <https://www.cde.ca.gov/pd/ee/teacherequitydefinitions.asp>.

2023-24 Quality, Currency, Availability of Textbooks and Other Instructional Materials

Year and month in which the data were collected		01/2023	
Subject	Textbooks and Other Instructional Materials/year of Adoption	From Most Recent Adoption ?	Percent Students Lacking Own Assigned Copy
Reading/Language Arts	Charters are not mandated to use state-adopted curriculum. All students receive online and offline materials needed to complete their course of study. The Board of Directors approves the curriculum, textbook, and instructional material	Yes	0

selections annually. The Pearson Virtual Schools branded curriculum, including assessments, is aligned to the California Common Core State Standards, California Content Standards and Next Generation Science Standards, as adopted by the State Board of Education for English-Language Arts, Mathematics, Health Education, History-Social Science, Physical Education, Science, Visual and Performing Arts, and World Languages. Additional alignments are conducted for “a” to “g” guidelines. The curriculum is updated regularly based on a rigorous analysis of student performance on state standards as measured by state testing results and internal assessments. The high quality proprietary curriculum integrates textbooks, lesson plans, and other content from a variety of leading publishers including Pearson, McGraw-Hill, and Zaner-Bloser, many of which are already on the state’s approved list. In addition to high-quality virtual and print textbook resources, the curriculum features technology-based content from providers such as Grolier Online, BrainPOP, Houghton Mifflin Harcourt, and Discovery Education. Pearson Virtual School’s proprietary and highly effective online animated Teachlets® tutorials, which introduce challenging topics and provide interactive practice, are also included. LiveLesson® sessions, which provide for real-time web conferencing with individual and small groups of students using voice over IP, chat, electronic whiteboard, and shared web surfing, allows teachers and students to interact with one another in real time in a ‘virtual classroom.’

For the most recent complete curriculum Program Guide, please visit the following URL
[:https://www.connectionsacademy.com/california-online-school/academics/curriculum/](https://www.connectionsacademy.com/california-online-school/academics/curriculum/)

Mathematics

Charters are not mandated to use state-adopted curriculum. All students receive online and offline materials needed to complete their course of study. The Board of Directors approves the curriculum, textbook, and instructional material selections annually. The Pearson Virtual Schools branded curriculum, including assessments, is aligned to the California Common Core State Standards, California Content Standards and Next Generation Science Standards, as adopted by the State Board of Education for English-Language Arts, Mathematics, Health Education, History-Social Science, Physical Education, Science, Visual and Performing Arts, and World Languages. Additional alignments are conducted for “a” to “g” guidelines. The curriculum is updated regularly based on a rigorous analysis of student performance on state standards as measured by state testing results and internal assessments. The high quality proprietary curriculum integrates textbooks, lesson plans, and other content from a variety of leading publishers including Pearson, McGraw-Hill, and Zaner-Bloser, many of which are already on the state’s approved list. In addition to high-quality virtual and print textbook resources, the curriculum features technology-based content from providers such as Grolier Online, BrainPOP, Houghton Mifflin Harcourt, and Discovery Education. Pearson Virtual School’s proprietary and highly effective online animated Teachlets® tutorials, which introduce challenging topics and provide interactive practice, are also included. LiveLesson® sessions, which provide for real-time web conferencing with individual

Yes

0

and small groups of students using voice over IP, chat, electronic whiteboard, and shared web surfing, allows teachers and students to interact with one another in real time in a 'virtual classroom.'

For the most recent complete curriculum Program Guide, please visit the following URL
[:https://www.connectionsacademy.com/california-online-school/academics/curriculum/](https://www.connectionsacademy.com/california-online-school/academics/curriculum/)

Science

Charters are not mandated to use state-adopted curriculum. All students receive online and offline materials needed to complete their course of study. The Board of Directors approves the curriculum, textbook, and instructional material selections annually. The Pearson Virtual Schools branded curriculum, including assessments, is aligned to the California Common Core State Standards, California Content Standards and Next Generation Science Standards, as adopted by the State Board of Education for English-Language Arts, Mathematics, Health Education, History-Social Science, Physical Education, Science, Visual and Performing Arts, and World Languages. Additional alignments are conducted for "a" to "g" guidelines. The curriculum is updated regularly based on a rigorous analysis of student performance on state standards as measured by state testing results and internal assessments. The high quality proprietary curriculum integrates textbooks, lesson plans, and other content from a variety of leading publishers including Pearson, McGraw-Hill, and Zaner-Bloser, many of which are already on the state's approved list. In addition to high-quality virtual and print textbook resources, the curriculum features technology-based content from providers such as Grolier Online, BrainPOP, Houghton Mifflin Harcourt, and Discovery Education. Pearson Virtual School's proprietary and highly effective online animated Teachlets® tutorials, which introduce challenging topics and provide interactive practice, are also included. LiveLesson® sessions, which provide for real-time web conferencing with individual and small groups of students using voice over IP, chat, electronic whiteboard, and shared web surfing, allows teachers and students to interact with one another in real time in a 'virtual classroom.'

Yes

0

For the most recent complete curriculum Program Guide, please visit the following URL
[:https://www.connectionsacademy.com/california-online-school/academics/curriculum/](https://www.connectionsacademy.com/california-online-school/academics/curriculum/)

History-Social Science

Charters are not mandated to use state-adopted curriculum. All students receive online and offline materials needed to complete their course of study. The Board of Directors approves the curriculum, textbook, and instructional material selections annually. The Pearson Virtual Schools branded curriculum, including assessments, is aligned to the California Common Core State Standards, California Content Standards and Next Generation Science Standards, as adopted by the State Board of Education for English-Language Arts, Mathematics, Health Education, History-Social Science, Physical Education, Science, Visual and Performing Arts, and World Languages. Additional alignments are conducted for "a" to "g" guidelines. The curriculum is updated regularly based on a rigorous analysis of student performance on state standards as measured by

Yes

0

state testing results and internal assessments. The high quality proprietary curriculum integrates textbooks, lesson plans, and other content from a variety of leading publishers including Pearson, McGraw-Hill, and Zaner-Bloser, many of which are already on the state’s approved list. In addition to high-quality virtual and print textbook resources, the curriculum features technology-based content from providers such as Grolier Online, BrainPOP, Houghton Mifflin Harcourt, and Discovery Education. Pearson Virtual School’s proprietary and highly effective online animated Teachlets® tutorials, which introduce challenging topics and provide interactive practice, are also included. LiveLesson® sessions, which provide for real-time web conferencing with individual and small groups of students using voice over IP, chat, electronic whiteboard, and shared web surfing, allows teachers and students to interact with one another in real time in a ‘virtual classroom.’

For the most recent complete curriculum Program Guide, please visit the following URL
[:https://www.connectionsacademy.com/california-online-school/academics/curriculum/](https://www.connectionsacademy.com/california-online-school/academics/curriculum/)

Foreign Language

Charters are not mandated to use state-adopted curriculum. All students receive online and offline materials needed to complete their course of study. The Board of Directors approves the curriculum, textbook, and instructional material selections annually. The Pearson Virtual Schools branded curriculum, including assessments, is aligned to the California Common Core State Standards, California Content Standards and Next Generation Science Standards, as adopted by the State Board of Education for English-Language Arts, Mathematics, Health Education, History-Social Science, Physical Education, Science, Visual and Performing Arts, and World Languages. Additional alignments are conducted for “a” to “g” guidelines. The curriculum is updated regularly based on a rigorous analysis of student performance on state standards as measured by state testing results and internal assessments. The high quality proprietary curriculum integrates textbooks, lesson plans, and other content from a variety of leading publishers including Pearson, McGraw-Hill, and Zaner-Bloser, many of which are already on the state’s approved list. In addition to high-quality virtual and print textbook resources, the curriculum features technology-based content from providers such as Grolier Online, BrainPOP, Houghton Mifflin Harcourt, and Discovery Education. Pearson Virtual School’s proprietary and highly effective online animated Teachlets® tutorials, which introduce challenging topics and provide interactive practice, are also included. LiveLesson® sessions, which provide for real-time web conferencing with individual and small groups of students using voice over IP, chat, electronic whiteboard, and shared web surfing, allows teachers and students to interact with one another in real time in a ‘virtual classroom.’

Yes

0

For the most recent complete curriculum Program Guide, please visit the following URL
[:https://www.connectionsacademy.com/california-online-school/academics/curriculum/](https://www.connectionsacademy.com/california-online-school/academics/curriculum/)

<p>Health</p>	<p>Charters are not mandated to use state-adopted curriculum. All students receive online and offline materials needed to complete their course of study. The Board of Directors approves the curriculum, textbook, and instructional material selections annually. The Pearson Virtual Schools branded curriculum, including assessments, is aligned to the California Common Core State Standards, California Content Standards and Next Generation Science Standards, as adopted by the State Board of Education for English-Language Arts, Mathematics, Health Education, History-Social Science, Physical Education, Science, Visual and Performing Arts, and World Languages. Additional alignments are conducted for “a” to “g” guidelines. The curriculum is updated regularly based on a rigorous analysis of student performance on state standards as measured by state testing results and internal assessments. The high quality proprietary curriculum integrates textbooks, lesson plans, and other content from a variety of leading publishers including Pearson, McGraw-Hill, and Zaner-Bloser, many of which are already on the state’s approved list. In addition to high-quality virtual and print textbook resources, the curriculum features technology-based content from providers such as Grolier Online, BrainPOP, Houghton Mifflin Harcourt, and Discovery Education. Pearson Virtual School’s proprietary and highly effective online animated Teachlets® tutorials, which introduce challenging topics and provide interactive practice, are also included. LiveLesson® sessions, which provide for real-time web conferencing with individual and small groups of students using voice over IP, chat, electronic whiteboard, and shared web surfing, allows teachers and students to interact with one another in real time in a ‘virtual classroom.’</p> <p>For the most recent complete curriculum Program Guide, please visit the following URL :https://www.connectionsacademy.com/california-online-school/academics/curriculum/</p>	<p>Yes</p>	<p>0</p>
----------------------	---	------------	----------

<p>Visual and Performing Arts</p>	<p>Charters are not mandated to use state-adopted curriculum. All students receive online and offline materials needed to complete their course of study. The Board of Directors approves the curriculum, textbook, and instructional material selections annually. The Pearson Virtual Schools branded curriculum, including assessments, is aligned to the California Common Core State Standards, California Content Standards and Next Generation Science Standards, as adopted by the State Board of Education for English-Language Arts, Mathematics, Health Education, History-Social Science, Physical Education, Science, Visual and Performing Arts, and World Languages. Additional alignments are conducted for “a” to “g” guidelines. The curriculum is updated regularly based on a rigorous analysis of student performance on state standards as measured by state testing results and internal assessments. The high quality proprietary curriculum integrates textbooks, lesson plans, and other content from a variety of leading publishers including Pearson, McGraw-Hill, and Zaner-Bloser, many of which are already on the state’s approved list. In addition to high-quality virtual and print textbook resources, the curriculum features technology-based content from providers such as Grolier Online, BrainPOP, Houghton Mifflin Harcourt, and Discovery Education. Pearson Virtual School’s</p>	<p>Yes</p>	<p>0</p>
--	--	------------	----------

proprietary and highly effective online animated Teachlets® tutorials, which introduce challenging topics and provide interactive practice, are also included. LiveLesson® sessions, which provide for real-time web conferencing with individual and small groups of students using voice over IP, chat, electronic whiteboard, and shared web surfing, allows teachers and students to interact with one another in real time in a 'virtual classroom.'

For the most recent complete curriculum Program Guide, please visit the following URL

[:https://www.connectionsacademy.com/california-online-school/academics/curriculum/](https://www.connectionsacademy.com/california-online-school/academics/curriculum/)

School Facility Conditions and Planned Improvements

The school facility is located in a commercial business park in Ripon, CA. The building is relatively new, and the school office space was built out and fully equipped during the summer of 2012. An additional bathroom was added in 2014 and additional renovations were made during the 23/23 school year.

While teachers work from home, some administrators and the majority of the support staff split their time between the school office and home office. Students do their school day entirely from home. It is expected that the office facility will meet the school's needs for at least several years. The school facility is in good condition.

Year and month of the most recent FIT report 01/2023

System Inspected	Rate Good	Rate Fair	Rate Poor	Repair Needed and Action Taken or Planned
Systems: Gas Leaks, Mechanical/HVAC, Sewer	X			
Interior: Interior Surfaces	X			
Cleanliness: Overall Cleanliness, Pest/Vermin Infestation	X			
Electrical	X			
Restrooms/Fountains: Restrooms, Sinks/ Fountains	X			
Safety: Fire Safety, Hazardous Materials	X			
Structural: Structural Damage, Roofs	X			
External: Playground/School Grounds, Windows/ Doors/Gates/Fences	X			

Overall Facility Rate

Exemplary	Good	Fair	Poor
X			

B. Pupil Outcomes

State Priority: Pupil Achievement

The SARC provides the following information relevant to the State priority: Pupil Achievement (Priority 4):

Statewide Assessments

(i.e., California Assessment of Student Performance and Progress [CAASPP] System includes the Smarter Balanced Summative Assessments for students in the general education population and the California Alternate Assessments [CAAs] for English language arts/literacy [ELA] and mathematics given in grades three through eight and grade eleven. Only eligible students may participate in the administration of the CAAs. CAAs items are aligned with alternate achievement standards, which are linked with the Common Core State Standards [CCSS] for students with the most significant cognitive disabilities).

The CAASPP System encompasses the following assessments and student participation requirements:

1. **Smarter Balanced Summative Assessments and CAAs for ELA** in grades three through eight and grade eleven.
2. **Smarter Balanced Summative Assessments and CAAs for mathematics** in grades three through eight and grade eleven.
3. **California Science Test (CAST) and CAAs for Science** in grades five, eight, and once in high school (i.e., grade ten, eleven, or twelve).

College and Career Ready

The percentage of students who have successfully completed courses that satisfy the requirements for entrance to the University of California and the California State University, or career technical education sequences or programs of study.

Percentage of Students Meeting or Exceeding the State Standard on CAASPP

This table displays CAASPP test results in ELA and mathematics for all students grades three through eight and grade eleven taking and completing a state-administered assessment.

Percentages are not calculated when the number of students tested is ten or less, either because the number of students in this category is too small for statistical accuracy or to protect student privacy.

ELA and mathematics test results include the Smarter Balanced Summative Assessment and the CAA. The “Percent Met or Exceeded” is calculated by taking the total number of students who met or exceeded the standard on the Smarter Balanced Summative Assessment plus the total number of students who met the standard (i.e., achieved Level 3-Alternate) on the CAAs divided by the total number of students who participated in both assessments.

Subject	School 2021-22	School 2022-23	District 2021-22	District 2022-23	State 2021-22	State 2022-23
English Language Arts/Literacy (grades 3-8 and 11)	54	45	60	57	47	46
Mathematics (grades 3-8 and 11)	25	21	42	41	33	34

2022-23 CAASPP Test Results in ELA by Student Group

This table displays CAASPP test results in ELA by student group for students grades three through eight and grade eleven taking and completing a state-administered assessment.

ELA test results include the Smarter Balanced Summative Assessment and the CAA. The "Percent Met or Exceeded" is calculated by taking the total number of students who met or exceeded the standard on the Smarter Balanced Summative Assessment plus the total number of students who met the standard (i.e., achieved Level 3-Alternate) on the CAAs divided by the total number of students who participated in both assessments.

Double dashes (--) appear in the table when the number of students is ten or less, either because the number of students in this category is too small for statistical accuracy or to protect student privacy.

The number of students tested includes all students who participated in the test whether they received a score or not; however, the number of students tested is not the number that was used to calculate the achievement level percentages. The achievement level percentages are calculated using only students who received scores.

CAASPP Student Groups	CAASPP Total Enrollment	CAASPP Number Tested	CAASPP Percent Tested	CAASPP Percent Not Tested	CAASPP Percent Met or Exceeded
All Students	890	648	72.81	27.19	44.67
Female	454	327	72.03	27.97	49.39
Male	433	319	73.67	26.33	39.81
American Indian or Alaska Native	--	--	--	--	--
Asian	53	43	81.13	18.87	55.81
Black or African American	79	57	72.15	27.85	37.50
Filipino	18	16	88.89	11.11	68.75
Hispanic or Latino	247	179	72.47	27.53	32.40
Native Hawaiian or Pacific Islander	--	--	--	--	--
Two or More Races	210	149	70.95	29.05	48.32
White	276	202	73.19	26.81	50.50
English Learners	75	62	82.67	17.33	9.68
Foster Youth	0	0	0	0	0
Homeless	0	0	0	0	0
Military	0	0	0	0	0
Socioeconomically Disadvantaged	395	268	67.85	32.15	37.45
Students Receiving Migrant Education Services	0	0	0	0	0
Students with Disabilities	170	111	65.29	34.71	14.41

2022-23 CAASPP Test Results in Math by Student Group

This table displays CAASPP test results in Math by student group for students grades three through eight and grade eleven taking and completing a state-administered assessment.

Mathematics test results include the Smarter Balanced Summative Assessment and the CAA. The "Percent Met or Exceeded" is calculated by taking the total number of students who met or exceeded the standard on the Smarter Balanced Summative Assessment plus the total number of students who met the standard (i.e., achieved Level 3-Alternate) on the CAAs divided by the total number of students who participated in both assessments.

Double dashes (--) appear in the table when the number of students is ten or less, either because the number of students in this category is too small for statistical accuracy or to protect student privacy.

The number of students tested includes all students who participated in the test whether they received a score or not; however, the number of students tested is not the number that was used to calculate the achievement level percentages. The achievement level percentages are calculated using only students who received scores.

CAASPP Student Groups	CAASPP Total Enrollment	CAASPP Number Tested	CAASPP Percent Tested	CAASPP Percent Not Tested	CAASPP Percent Met or Exceeded
All Students	891	645	72.39	27.61	20.78
Female	454	321	70.70	29.30	14.95
Male	434	322	74.19	25.81	26.40
American Indian or Alaska Native	--	--	--	--	--
Asian	53	43	81.13	18.87	32.56
Black or African American	79	57	72.15	27.85	15.79
Filipino	18	16	88.89	11.11	50.00
Hispanic or Latino	247	180	72.87	27.13	6.11
Native Hawaiian or Pacific Islander	--	--	--	--	--
Two or More Races	211	146	69.19	30.81	23.97
White	276	201	72.83	27.17	28.36
English Learners	75	62	82.67	17.33	1.61
Foster Youth	0	0	0	0	0
Homeless	0	0	0	0	0
Military	0	0	0	0	0
Socioeconomically Disadvantaged	396	268	67.68	32.32	11.19
Students Receiving Migrant Education Services	0	0	0	0	0
Students with Disabilities	170	111	65.29	34.71	5.41

CAASPP Test Results in Science for All Students

This table displays the percentage of all students grades five, eight, and High School meeting or exceeding the State Standard.

Science test results include the CAST and the CAA. The “Percent Met or Exceeded” is calculated by taking the total number of students who met or exceeded the standard on the CAST plus the total number of students who met the standard (i.e., achieved Level 3-Alternate) on the CAAs divided by the total number of students who participated in both assessments.

The number of students tested includes all students who participated in the test whether they received a score or not; however, the number of students tested is not the number that was used to calculate the achievement level percentages. The achievement level percentages are calculated using only students who received scores.

Subject	School 2021-22	School 2022-23	District 2021-22	District 2022-23	State 2021-22	State 2022-23
Science (grades 5, 8 and high school)	35.36	30.60	38.94	42.73	29.47	30.29

2022-23 CAASPP Test Results in Science by Student Group

This table displays CAASPP test results in Science by student group for students grades five, eight, and High School. Double dashes (--) appear in the table when the number of students is ten or less, either because the number of students in this category is too small for statistical accuracy or to protect student privacy.

Student Group	Total Enrollment	Number Tested	Percent Tested	Percent Not Tested	Percent Met or Exceeded
All Students	673	454	67.46	32.54	30.68
Female	359	238	66.30	33.70	27.85
Male	313	216	69.01	30.99	33.80
American Indian or Alaska Native	--	--	--	--	--
Asian	45	35	77.78	22.22	42.86
Black or African American	54	36	66.67	33.33	22.22
Filipino	16	14	87.50	12.50	50.00
Hispanic or Latino	187	131	70.05	29.95	14.50
Native Hawaiian or Pacific Islander	--	--	--	--	--
Two or More Races	147	89	60.54	39.46	37.08
White	220	149	67.73	32.27	38.51
English Learners	47	36	76.60	23.40	0.00
Foster Youth	0	0	0	0	0
Homeless	0	0	0	0	0
Military	0	0	0	0	0
Socioeconomically Disadvantaged	264	164	62.12	37.88	19.02
Students Receiving Migrant Education Services	0	0	0	0	0
Students with Disabilities	125	85	68.00	32.00	17.65

2022-23 Career Technical Education Programs

California Connections Academy offers several CTE courses. The courses are designed to be high-interest and also focused on career preparation. All students are eligible to take these courses and our counseling staff works diligently to match the courses to student interests when including them in a schedule. CTE courses offered at California Connections Academy are as follows:

- Advertising and Sales Promotion
- Anatomy and Physiology
- AP Computer Science A A
- AP Computer Science A B
- AP Computer Science Principles A
- AP Computer Science Principles B
- Business Applications
- Career Planning and Skill Development
- Careers in Criminal Justice 1 A
- Careers in Criminal Justice 1 B
- Coding 1 A
- Coding 1 B
- College Prep with ACT
- College Prep with SAT
- Computing for College and Careers 1 A
- Computing for College and Careers 1 B
- Concepts of Engineering & Technology
- Cosmetology I A: Cutting Edge Styles
- Cosmetology I B: Cutting Edge Styles
- Cosmetology 2
- Culinary Arts and Hospitality II: Culinary Arts A
- Culinary Arts and Hospitality II: Culinary Arts B
- Culinary Arts and Hospitality Management A
- Culinary Arts and Hospitality Management B
- Developmental Writing
- Entrepreneurship: Starting Your Own Business A
- Entrepreneurship: Starting Your Own Business B
- Health, Safety, and Nutrition
- Human Resource Management
- International Business
- Internship & Work Study A
- Internship & Work Study B
- Introduction to Business
- Introduction to Communication
- Introduction to Criminal Justice
- Introduction to Early Childhood Education
- Introduction to Finance
- Introduction to Homeland Security
- Introduction to Law
- Introduction to Medical Assisting
- Introduction to Psychology
- Introduction to Sociology
- Introduction to the Paralegal Profession
- Introductory Astronomy
- Leadership and Supervision in Business
- Medical Law and Ethics
- Medical Terminology
- Principles of Management
- Principles of Marketing
- Public Speaking
- Research Methods

2022-23 Career Technical Education (CTE) Participation

Measure	CTE Program Participation
Number of Pupils Participating in CTE	
Percent of Pupils that Complete a CTE Program and Earn a High School Diploma	
Percent of CTE Courses that are Sequenced or Articulated Between the School and Institutions of Postsecondary Education	

Course Enrollment/Completion

This table displays the course enrollment/completion of University of California (UC) and/or California State University (CSU) admission requirements.

UC/CSU Course Measure	Percent
2022-23 Pupils Enrolled in Courses Required for UC/CSU Admission	96.02
2021-22 Graduates Who Completed All Courses Required for UC/CSU Admission	21.63

B. Pupil Outcomes

State Priority: Other Pupil Outcomes

The SARC provides the following information relevant to the State priority: Other Pupil Outcomes (Priority 8): Pupil outcomes in the subject area of physical education.

2022-23 California Physical Fitness Test Results

This table displays the percentage of students participating in each of the five fitness components of the California Physical Fitness Test Results. The administration of the PFT during 2021-22 and 2022-23 school years, only participation results are required for these five fitness areas. Percentages are not calculated and double dashes (--) appear in the table when the number of students tested is ten or less, either because the number of students in this category is too small for statistical accuracy or to protect student privacy.

Grade Level	Component 1: Aerobic Capacity	Component 2: Abdominal Strength and Endurance	Component 3: Trunk Extensor and Strength and Flexibility	Component 4: Upper Body Strength and Endurance	Component 5: Flexibility
Grade 5	7.25%	15.94%	15.94%	15.94%	15.94%
Grade 7	7.02%	15.79%	15.79%	15.79%	15.79%
Grade 9	12.26%	23.37%	23.37%	23.37%	23.37%

C. Engagement

State Priority: Parental Involvement

The SARC provides the following information relevant to the State priority: Parental Involvement (Priority 3): Efforts the school district makes to seek parent input in making decisions regarding the school district and at each school site.

2023-24 Opportunities for Parental Involvement

Parents and other caretakers have the opportunity to be a part of their child’s learning journey and play a critical role in student success. As a “Learning Coach”, parents help their children stay on track, assist with academic monitoring, support in-person socialization opportunities, and more. Teachers, along with parents, proactively identify and work to address student challenges as well as celebrate student successes. Parents monitor student attendance and lesson completion daily. To enhance student learning, parents have the opportunity to interact with teachers during normal school hours which in turn builds positive parent/teacher relationships. Middle school and high school parents are actively involved in progress monitoring and other relevant meetings as needed; these meetings are held at a frequency relevant to the needs of the student. Elementary parents are required to speak with homeroom teachers at least three times per school year and many typically do so more often.

Students and their parents are offered the opportunity to participate in a variety of school-sponsored activities, including official field trips, schoolwide social events, and college tours. Parents may be involved in supporting their children’s philanthropic efforts such as those involved with the school’s chapters of National Junior Honor Society and National Honor Society. Parents take part in the School Advisory Committee meetings, which advise the board and administration on topics such as Title programs and the LCAP. They also have the opportunity to take part in the Caretaker and Administration Collaboration Meeting that allows for a less formal conversation where parents can ask more in depth questions and further our discussion surrounding our school and school goals. A popular private Facebook page provides opportunities for parents to interact and communicate about a variety of topics.

The school’s counseling team offers parent workshops that draw on building students’ social-emotional learning skills: self-awareness, self-regulation, social awareness, responsible decision making, and relationship skills. Sessions take place weekly throughout most of the school year and consist of information, engagement, open discussion, and a forum for caretakers to ask any questions related to mental health. All new parents/Learning Coaches are provided access to an online orientation and are encouraged to complete it prior to enrollment. Numerous supplemental orientations and live online sessions are offered to help new families transition easily into the school; new and returning families may also engage in online sessions dedicated to a myriad of topics such as how to best foster growth mindsets, understanding gifted students, and more. In addition to students’ homeroom teachers, the school gives parents the opportunity to engage with school staff called “Learning Coach Mentors” who proactively support new parents; Learning Coach Mentors may also assist returning parents who are having difficulties in fulfilling their crucial role in their student’s education. To further engage parents and enhance school operations, a parent satisfaction survey conducted by an independent third party firm serves to gather parent feedback annually. Parents are encouraged and reminded that the Technical Support team can be contacted by phone or via a link in the school’s Educational Management System for assistance with technical issues, complaints, and concerns.

C. Engagement

State Priority: Pupil Engagement

The SARC provides the following information relevant to the State priority: Pupil Engagement (Priority 5):

- High school dropout rates;
- High school graduation rates; and
- Chronic Absenteeism

Dropout Rate and Graduation Rate (Four-Year Cohort Rate)

Indicator	School 2020-21	School 2021-22	School 2022-23	District 2020-21	District 2021-22	District 2022-23	State 2020-21	State 2021-22	State 2022-23
Dropout Rate	23.6	14.9	26.2	12.5	8	12.9	9.4	7.8	8.2
Graduation Rate	70.2	81.7	72.5	83.9	90.4	86.1	83.6	87	86.2

2022-23 Graduation Rate by Student Group (Four-Year Cohort Rate)

This table displays the 2022-23 graduation rate by student group. For information on the Four-Year Adjusted Cohort Graduation Rate (ACGR), visit the CDE Adjusted Cohort Graduation Rate web page at www.cde.ca.gov/ds/ad/acgrinfo.asp.

Student Group	Number of Students in Cohort	Number of Cohort Graduates	Cohort Graduation Rate
All Students	229	166	72.5
Female	128	93	72.7
Male	101	73	72.3
Non-Binary			
American Indian or Alaska Native	--	--	--
Asian	17	10	58.8
Black or African American	17	11	64.7
Filipino	--	--	--
Hispanic or Latino	72	50	69.4
Native Hawaiian or Pacific Islander	--	--	--
Two or More Races	46	32	69.6
White	72	59	81.9
English Learners	19	13	68.4
Foster Youth	--	--	--
Homeless	--	--	--
Socioeconomically Disadvantaged	125	80	64.0
Students Receiving Migrant Education Services	0.0	0.0	0.0
Students with Disabilities	40	26	65.0

2022-23 Chronic Absenteeism by Student Group

Student Group	Cumulative Enrollment	Chronic Absenteeism Eligible Enrollment	Chronic Absenteeism Count	Chronic Absenteeism Rate
All Students	2042	1974	439	22.2
Female	1044	1009	244	24.2
Male	985	952	191	20.1
Non-Binary	13	13	4	30.8
American Indian or Alaska Native	5	5	2	40.0
Asian	109	102	16	15.7
Black or African American	192	186	47	25.3
Filipino	36	36	2	5.6
Hispanic or Latino	651	629	170	27.0
Native Hawaiian or Pacific Islander	11	11	5	45.5
Two or More Races	410	400	87	21.8
White	621	600	109	18.2
English Learners	171	166	47	28.3
Foster Youth	7	7	7	100.0
Homeless	49	44	24	54.5
Socioeconomically Disadvantaged	1075	1038	306	29.5
Students Receiving Migrant Education Services	0	0	0	0.0
Students with Disabilities	354	342	93	27.2

C. Engagement

State Priority: School Climate

The SARC provides the following information relevant to the State priority: School Climate (Priority 6):

- Pupil suspension rates;
- Pupil expulsion rates; and
- Other local measures on the sense of safety

Suspensions and Expulsions

This table displays suspensions and expulsions data.

Rate	School 2020-21	School 2021-22	School 2022-23	District 2020-21	District 2021-22	District 2022-23	State 2020-21	State 2021-22	State 2022-23
Suspensions	0.00	0.00	0.00	1.01	1.78	1.71	0.20	3.17	3.60
Expulsions	0.00	0.00	0.00	0.04	0.06	0.09	0.00	0.07	0.08

2022-23 Suspensions and Expulsions by Student Group

Student Group	Suspensions Rate	Expulsions Rate
All Students	0	0
Female	0	0
Male	0	0
Non-Binary		
American Indian or Alaska Native	0	0
Asian	0	0
Black or African American	0	0
Filipino	0	0
Hispanic or Latino	0	0
Native Hawaiian or Pacific Islander	0	0
Two or More Races	0	0
White	0	0
English Learners	0	0
Foster Youth	0	0
Homeless	0	0
Socioeconomically Disadvantaged	0	0
Students Receiving Migrant Education Services	0	0
Students with Disabilities	0	0

2023-24 School Safety Plan

Because our charter school is a virtual school, school safety issues differ from a traditional school. Students do not work from a school site but some administrators and support staff do work from an office location from time to time. For students, school safety issues typically include, but are not limited to, Internet safety as well as policies on bullying and harassment. Pearson Online Classroom, the school's Education Management System, provides a closed communication system, which helps ensure online safety for students. For staff members, common school safety issues addressed with training include Internet safety, students in distress, student, parent or staff bullying and harassment, and other topics. Emergency plans and workplace safety policies are also provided for school staff members who work in a school office. We do host in person events including field trips, festivals, state testing and graduation ceremonies. We do have a comprehensive safety plan that includes the COVID-19 Safety Plan that was board approved on 9-28-21. The plan includes all elements required by Ed Code, including but not limited to: child abuse reporting, disaster and criminal incident procedures, and, discipline and due process for students. The school also has a safety committee that meets at regular intervals. We also offer staff CPR training and active shooter training. Additional information about school safety is available upon request.

D. Other SARC Information Information Required in the SARC

The information in this section is required to be in the SARC but is not included in the state priorities for LCFF.

2020-21 Elementary Average Class Size and Class Size Distribution

This table displays the 2020-21 average class size and class size distribution. The columns titled "Number of Classes" indicates how many classes fall into each size category (a range of total students per class). The "Other" category is for multi-grade level classes.

Grade Level	Average Class Size	Number of Classes with 1-20 Students	Number of Classes with 21-32 Students	Number of Classes with 33+ Students
K	11	3		
1	10	4		1
2	9	8		
3	15	4	1	
4	17	2	2	
5	12	5		
6	26	14	9	8
Other	5	10	1	

2021-22 Elementary Average Class Size and Class Size Distribution

This table displays the 2021-22 average class size and class size distribution. The columns titled "Number of Classes" indicates how many classes fall into each size category (a range of total students per class). The "Other" category is for multi-grade level classes.

Grade Level	Average Class Size	Number of Classes with 1-20 Students	Number of Classes with 21-32 Students	Number of Classes with 33+ Students
K	14	3	3	
1	11	6	1	
2	10	6	1	
3	8	4	1	
4	9	6	2	
5	11	5	2	
6	20	23	9	7
Other	13	3		1

2022-23 Elementary Average Class Size and Class Size Distribution

This table displays the 2022-23 average class size and class size distribution. The columns titled "Number of Classes" indicates how many classes fall into each size category (a range of total students per class). The "Other" category is for multi-grade level classes.

Grade Level	Average Class Size	Number of Classes with 1-20 Students	Number of Classes with 21-32 Students	Number of Classes with 33+ Students
K	16	4	1	1
1	17	2	3	0
2	13	4	1	0
3	14	4	1	0
4	21	2	0	1
5	11	8	0	1
6	20	24	12	9
Other	4	4	0	0

2020-21 Secondary Average Class Size and Class Size Distribution

This table displays the 2020-21 average class size and class size distribution. The columns titled "Number of Classes" indicates how many classes fall into each size category (a range of total students per classroom). At the secondary school level, this information is reported by subject area rather than grade level.

Subject	Average Class Size	Number of Classes with 1-22 Students	Number of Classes with 23-32 Students	Number of Classes with 33+ Students
English Language Arts	18	41	10	7
Mathematics	17	33	8	6
Science	23	25	7	7
Social Science	24	24	3	10

2021-22 Secondary Average Class Size and Class Size Distribution

This table displays the 2021-22 average class size and class size distribution. The columns titled "Number of Classes" indicates how many classes fall into each size category (a range of total students per classroom). At the secondary school level, this information is reported by subject area rather than grade level.

Subject	Average Class Size	Number of Classes with 1-22 Students	Number of Classes with 23-32 Students	Number of Classes with 33+ Students
English Language Arts	21	26	11	16
Mathematics	16	35	11	8
Science	21	30	5	11
Social Science	27	18	6	13

2022-23 Secondary Average Class Size and Class Size Distribution

This table displays the 2022-23 average class size and class size distribution. The columns titled "Number of Classes" indicates how many classes fall into each size category (a range of total students per classroom). At the secondary school level, this information is reported by subject area rather than grade level.

Subject	Average Class Size	Number of Classes with 1-22 Students	Number of Classes with 23-32 Students	Number of Classes with 33+ Students
English Language Arts	22	27	14	14
Mathematics	20	30	8	8
Science	23	24	7	14
Social Science	26	20	6	14

2022-23 Ratio of Pupils to Academic Counselor

This table displays the ratio of pupils to Academic Counselor. One Full Time Equivalent (FTE) equals one staff member working full time; one FTE could also represent two staff members who each work 50 percent of full time.

Title	Ratio
Pupils to Academic Counselor	441.5

2022-23 Student Support Services Staff

This table displays the number of FTE support staff assigned to this school. One Full Time Equivalent (FTE) equals one staff member working full time; one FTE could also represent two staff members who each work 50 percent of full time.

Title	Number of FTE Assigned to School
Counselor (Academic, Social/Behavioral or Career Development)	4
Library Media Teacher (Librarian)	
Library Media Services Staff (Paraprofessional)	
Psychologist	0.2
Social Worker	0.2
Nurse	
Speech/Language/Hearing Specialist	
Resource Specialist (non-teaching)	
Other	

Fiscal Year 2021-22 Expenditures Per Pupil and School Site Teacher Salaries

This table displays the 2021-22 expenditures per pupil and average teacher salary for this school. Cells with N/A values do not require data.

Level	Total Expenditures Per Pupil	Expenditures Per Pupil (Restricted)	Expenditures Per Pupil (Unrestricted)	Average Teacher Salary
School Site	\$9,841.74	\$1,996.35	\$9,841.74	\$61,705.00
District	N/A	N/A	\$12,283	\$73,293
Percent Difference - School Site and District	N/A	N/A	-22.1	
State	N/A	N/A	\$7,607	\$81,984
Percent Difference - School Site and State	N/A	N/A	39.5	

Fiscal Year 2022-23 Types of Services Funded

Programs provided by the school, in addition to the regular virtual program, include but are not limited to: Gifted/Talented, Special Education, ELL support, academic remediation and intervention programs (for Math at all grade levels and Math and ELA for elementary grade levels 3-5), Career/Technical Education courses, and Specialty Academies for students with talent and interest in athletics, the arts or science/technology.

Fiscal Year 2021-22 Teacher and Administrative Salaries

This table displays the 2021-22 Teacher and Administrative salaries. For detailed information on salaries, see the CDE Certification Salaries & Benefits web page at <http://www.cde.ca.gov/ds/fd/cs/>.

Category	District Amount	State Average for Districts in Same Category
Beginning Teacher Salary	\$50,099	\$50,875
Mid-Range Teacher Salary	\$72,380	\$79,761
Highest Teacher Salary	\$97,607	\$103,045
Average Principal Salary (Elementary)	\$129,318	\$128,154
Average Principal Salary (Middle)	\$0	\$131,774
Average Principal Salary (High)	\$131,895	\$142,676
Superintendent Salary	\$206,000	\$211,462
Percent of Budget for Teacher Salaries	32.56%	30.11%
Percent of Budget for Administrative Salaries	5.32%	5.49%

2022-23 Advanced Placement (AP) Courses

This table displays the percent of student in AP courses at this school.

Percent of Students in AP Courses	6.5
--	-----

This table displays the number of AP courses offered at this school where there are student course enrollments of at least one student.

Subject	Number of AP Courses Offered
Computer Science	1
English	2
Fine and Performing Arts	1
Foreign Language	1
Mathematics	2
Science	3
Social Science	5
Total AP Courses Offered	15

Where there are student course enrollments of at least one student.

Professional Development

All teachers have approximately 20 days each school year for professional development and training. In addition, Professional Learning Communities actively meet throughout the school year during time set aside for this important professional development activity which supports student learning through data analysis and professional collaboration.

Training/Professional Learning Elements - The following training and professional learning programs are provided to California Connections Academy teachers:

1. Teacher Orientation Courses

Teacher Orientation Course: Foundations of Instruction - All new teachers complete a self-guided, Pearson Virtual School-developed teacher orientation course. This course is delivered through Pearson Online Classroom and contains lessons, interactive practice activities, assessments, and online tutorials. This course covers “the basics” teachers need to know to effectively do their job, including guidance on how to establish a relationship with students, personalize instruction, effectively grade and provide meaningful feedback, monitor progress, and use our multitiered instructional model. Upon successful completion of this course and its assessments, teachers are ready to begin. Teachers must complete this course within their first 30 days of employment with an overall score of 80% or higher.

Returning Staff Updates - This course is designed for teachers who are returning to Pearson Virtual Schools and have already completed the Teacher Orientation Course. The returning staff update includes information about procedures, Pearson Online Classroom features, and instructional programs that are new or updated for the current school year. A link to the Teacher Orientation Course is included in the returning staff update for reference. To ensure they are aware of changes from the prior school year, returning teachers must complete an assessment with an overall score of 80% or higher during the first 30 days of the school year.

2. Connections Academy Professional Learning Series

Research on effective professional development tells us that professional development should be intensive, ongoing, and connected to practice. We are not effective when we provide stand-alone professional development workshops. Teachers need to try out new ideas and strategies with their students and reflect on the results of these strategies. Intensive professional development, especially when it includes the application of knowledge to planning and instruction, has a greater chance of influencing teaching practices, and in turn, leading to gains in student learning. Pearson Virtual Schools provides teachers with ongoing professional development activities throughout the year. Presenters with various backgrounds and areas of content expertise

Professional Development

conduct live tutorial sessions on a rotating basis throughout the school year.

Pearson Online School provides a systematic approach to professional learning for all teachers. Topics for professional learning sessions support our core standards for facilitating student learning, align with the school year cycle, and are driven by our belief that all students can and must learn. Each series is: Intensive – Participants will identify the purpose of educational practices, examine how they can be implemented in the virtual or blended environment, and collaboratively discuss strategies that can be implemented with students.

Ongoing – New instructional strategies and the latest learning research will be connected to topics presented and discussed in prior sessions to demonstrate how specific educational practices form the “big picture” of effect.

Connected to practice – Following each session, participants will apply what they’ve learned to their professional practice. They will integrate precise, targeted strategies into their planning and instruction, and reflect on the outcomes through the Teacher ePortfolio Data View.

3. University Online Instruction Courses

Pearson Virtual School offers up to \$5,250 per year per teacher in tuition reimbursement to support continuing education. Some restrictions apply including enrollment in an accredited program or degree path as well as successful completion of the course(s).

4. Pearson Virtual School Leadership Academy

Pearson Virtual School cultivates internal leadership candidates through a series of meetings that focus on administrative, policy, and operational issues. Candidates who have an interest in future leadership opportunities are selected through an application process. This forum promotes critical thinking in the areas of educational research, administrative practice, and supervisory proficiency as they relate to virtual school leadership. Participants will also be expected to complete a year-long action research project at their school and report on the results at the final meeting of the Leadership Academy.

5. Teacher Central

Teacher Central is a website that is easy to navigate and serves as a one-stop shop for teachers and staff to find guidance on instructional practices, professional learning, and training resources. Each section contains links to resources to support teacher effectiveness, best practices, and tools designed to personalize the learning experience for students. The Teacher Central website supports school-based staff with a variety of recorded tutorials, presentations, guides, and links to resources in 10 key categories:

- Pearson Online Classroom Tools
- Curriculum and Course Support
- Data & Reports
- Enrollment, Placement, and Withdrawal
- Family Engagement
- Multitiered Instructional Support
- Professional Learning and Collaboration
- School Year Cycle
- Teacher Protocols, Policies, and Best Practice
- Live Lesson Sessions

Training and Professional Learning Delivery Models

Pearson Virtual Classroom uses several modes to deliver training and professional learning:

In-Person Training: Recognizing the tenets of effective professional development established by the National Staff Development Council (NSDC), interpersonal connections increase the impact of training for adult learners. Pearson Virtual School’s Academic Training and Support Services team facilitates face-to-face training by school request. This can help establish rapport and promote collegial learning communities that are continued throughout the year via remote interactions. **“Train-the-Trainer”:** Each school selects at least one teacher to serve as a Training Representative to work with members of the Academic Training and Support Services team throughout the year. Training Representatives stay current on and then train teachers at their school on school-year cycle tasks, Pearson Online Classroom updates, and changes to processes. To assist them in this role, Training Representatives are given access to training materials they can customize, such as PowerPoint trainings, one-page guides, and activities to reinforce learning.

Synchronous Web-Based Training: In line with our commitment to use cutting-edge technology to promote learning for

Professional Development

students, Pearson Online Classroom also implements this model for teacher training and professional learning. Real-time trainings and professional learning sessions conducted virtually, along with recorded trainings are offered throughout the year on a variety of school-specific and system-wide initiatives. Schools can request additional, school-specific sessions at any time.

Teacher Support During Implementation

California Connections Academy teachers are all assigned supervisors. The supervisors are tasked with monitoring and supporting the teachers during their implementation of professional development activities. They will meet as often as twice a month to ensure implementation is on track.

This table displays the number of school days dedicated to staff development and continuous improvement.

Subject	2021-22	2022-23	2023-24
Number of school days dedicated to Staff Development and Continuous Improvement	20	20	20

California Connections Academy Monterey Bay

2022-2023 School Accountability Report Card

(Published During the 2023-2024 School Year)

General Information about the School Accountability Report Card (SARC)

SARC Overview



By February 1 of each year, every school in California is required by state law to publish a School Accountability Report Card (SARC). The SARC contains information about the condition and performance of each California public school. Under the Local Control Funding Formula (LCFF) all local educational agencies (LEAs) are required to prepare a Local Control and Accountability Plan (LCAP), which describes how they intend to meet annual school-specific goals for all pupils, with specific activities to address state and local priorities. Additionally, data reported in an LCAP is to be consistent with data reported in the SARC.

- For more information about SARC requirements and access to prior year reports, see the California Department of Education (CDE) SARC web page at <https://www.cde.ca.gov/ta/ac/sa/>.
- For more information about the LCFF or the LCAP, see the CDE LCFF web page at <https://www.cde.ca.gov/fg/aa/lc/>.
- For additional information about the school, parents/guardians and community members should contact the school principal or the district office.

DataQuest



DataQuest is an online data tool located on the CDE DataQuest web page at <https://dq.cde.ca.gov/dataquest/> that contains additional information about this school and comparisons of the school to the district and the county. Specifically, DataQuest is a dynamic system that provides reports for accountability (e.g., test data, enrollment, high school graduates, dropouts, course enrollments, staffing, and data regarding English learners).

California School Dashboard



The California School Dashboard (Dashboard) <https://www.caschooldashboard.org/> reflects California's new accountability and continuous improvement system and provides information about how LEAs and schools are meeting the needs of California's diverse student population. The Dashboard contains reports that display the performance of LEAs, schools, and student groups on a set of state and local measures to assist in identifying strengths, challenges, and areas in need of improvement.

Internet Access

Internet access is available at public libraries and other locations that are publicly accessible (e.g., the California State Library). Access to the Internet at libraries and public locations is generally provided on a first-come, first-served basis. Other use restrictions may include the hours of operation, the length of time that a workstation may be used (depending on availability), the types of software programs available on a workstation, and the ability to print documents.

2023-24 School Contact Information

School Name	California Connections Academy Monterey Bay
Street	108 Whispering Pines Dr., Ste. 115
City, State, Zip	Scotts Valley, CA 95066
Phone Number	831-200-1006
Principal	Dr. Richard Savage, Superintendent
Email Address	rsavage@californiaops.org
School Website	https://www.connectionsacademy.com/california-online-school
County-District-School (CDS) Code	44-75432-0139410

2023-24 District Contact Information

District Name	California Connections Academy Monterey Bay
Phone Number	(831) 438-1820
Superintendent	Tanya Krause
Email Address	tkrause@scottsvalleysd.org
District Website	https://www.scottsvalleysd.org/

2023-24 School Description and Mission Statement

California Connections Academy Monterey Bay was authorized on February 26, 2019 by the Scotts Valley Unified School District (SVUSD) and began serving students in grades K-12 on September 3, 2019. California Connections Academy Monterey Bay serves students in Monterey, San Benito, San Mateo, Santa Clara, and Santa Cruz counties.

The mission of California Connections Academy Monterey Bay is to educate and empower compassionate global citizens by leveraging 21st century education resources on behalf of students who need a more personalized approach to learning to maximize these students' potential and meet the highest performance standards. This mission is accomplished through a uniquely individualized learning program that combines the best in virtual education with real connections among students, family, teachers, and the community to promote academic and emotional success for every learner. Every California Connections Academy Monterey Bay student has a Personalized Learning Plan and an entire team of experts committed to the student's successful fulfillment of that plan. California Connections Academy Monterey Bay is a high-quality, high-tech, high-interaction virtual "school without walls" that brings out the best in every student through Personalized Performance Learning.

California Connections Academy Monterey Bay is tailor-made for a diverse array of students who would benefit from a quality alternative to the traditional brick-and-mortar classroom. These include students whose families seek direct involvement in their education; students who are homebound due to illness or disability; exceptional students who are far ahead of or far behind their peers in school; young people pursuing artistic or athletic careers that require a flexible school schedule; students in group homes or institutions; and students at risk of academic failure who may particularly benefit from intensive, personalized instruction.

California Connections Academy Monterey Bay represents an outstanding educational choice for families in Santa Cruz County and contiguous counties. Students will benefit from instruction that is individualized, personalized, and flexible. The ultimate focus of this "high-tech, high-interaction" instructional model is student achievement. The California Connections Academy Monterey Bay Board contracts with Pearson Virtual Schools to provide the online school platform, the curriculum and other services. Parents pay no tuition for their students to attend California Connections Academy Monterey Bay. Students are considered to be enrolled in a full time public school. California Connections Academy Monterey Bay provides textbooks and other instructional materials and equipment. Non-consumable materials and all equipment must be returned if the student is no longer enrolled. Students are expected to take all state-mandated standardized tests in person at proctored locations designated by the school.

About this School

2022-23 Student Enrollment by Grade Level

Grade Level	Number of Students
Kindergarten	25
Grade 1	20
Grade 2	24
Grade 3	15
Grade 4	16
Grade 5	26
Grade 6	35
Grade 7	37
Grade 8	47
Grade 9	40
Grade 10	56
Grade 11	80
Grade 12	55
Total Enrollment	476

2022-23 Student Enrollment by Student Group

Student Group	Percent of Total Enrollment
Female	49.8%
Male	48.9%
Asian	12.2%
Black or African American	0.6%
Filipino	2.3%
Hispanic or Latino	41.2%
Native Hawaiian or Pacific Islander	0.2%
Two or More Races	15.5%
White	27.9%
English Learners	8%
Foster Youth	0.2%
Homeless	1.1%
Socioeconomically Disadvantaged	38%
Students with Disabilities	14.1%

A. Conditions of Learning State Priority: Basic

The SARC provides the following information relevant to the State priority: Basic (Priority 1):

- Degree to which teachers are appropriately assigned and fully credentialed in the subject area and for the pupils they are teaching;
- Pupils have access to standards-aligned instructional materials; and
- School facilities are maintained in good repair

2020-21 Teacher Preparation and Placement

Authorization/Assignment	School Number	School Percent	District Number	District Percent	State Number	State Percent
Fully (Preliminary or Clear) Credentialed for Subject and Student Placement (properly assigned)	2.90	84.70	95.40	91.27	228366.10	83.12
Intern Credential Holders Properly Assigned	0.00	0.00	0.40	0.38	4205.90	1.53
Teachers Without Credentials and Misassignments ("ineffective" under ESSA)	0.00	1.42	0.40	0.46	11216.70	4.08
Credentialed Teachers Assigned Out-of-Field ("out-of-field" under ESSA)	0.30	8.50	4.70	4.58	12115.80	4.41
Unknown	0.10	5.10	3.40	3.30	18854.30	6.86
Total Teaching Positions	3.50	100.00	104.50	100.00	274759.10	100.00

Note: The data in this table is based on Full Time Equivalent (FTE) status. One FTE equals one staff member working full time; one FTE could also represent two staff members who each work 50 percent of full time. Additionally, an assignment is defined as a position that an educator is assigned based on setting, subject, and grade level. An authorization is defined as the services that an educator is authorized to provide to students.

2021-22 Teacher Preparation and Placement

Authorization/Assignment	School Number	School Percent	District Number	District Percent	State Number	State Percent
Fully (Preliminary or Clear) Credentialed for Subject and Student Placement (properly assigned)	10.80	89.76	101.90	89.72	234405.20	84.00
Intern Credential Holders Properly Assigned	0.00	0.00	3.50	3.08	4853.00	1.74
Teachers Without Credentials and Misassignments ("ineffective" under ESSA)	0.00	0.00	1.60	1.41	12001.50	4.30
Credentialed Teachers Assigned Out-of-Field ("out-of-field" under ESSA)	0.80	7.35	4.00	3.55	11953.10	4.28
Unknown	0.30	2.81	2.50	2.23	15831.90	5.67
Total Teaching Positions	12.10	100.00	113.60	100.00	279044.80	100.00

The CDE published the first year of available teacher data for the 2020-21 SARC in June 2022, and the CDE published the second year of data for the 2021-22 SARC in June 2023. The EC Section 33126(b)(5) requires the most recent three years of teacher data to be requested in the SARC, as data is available. The teacher data for the 2022-23 SARC will not be available prior to February 1, 2024, and therefore is not included in the template.

Note: The data in this table is based on Full-Time Equivalent (FTE) status. One FTE equals one staff member working full time; one FTE could also represent two staff members who each work 50 percent of full time. Additionally, an assignment is defined as a position that an educator is assigned based on setting, subject, and grade level. An authorization is defined as the services that an educator is authorized to provide to students.

Teachers Without Credentials and Misassignments (considered “ineffective” under ESSA)

Authorization/Assignment	2020-21	2021-22
Permits and Waivers	0.00	0.00
Misassignments	0.00	0.00
Vacant Positions	0.00	0.00
Total Teachers Without Credentials and Misassignments	0.00	0.00

The teacher data for the 2022-23 SARC will not be available prior to February 1, 2024, and therefore is not included in the template.

Credentialed Teachers Assigned Out-of-Field (considered “out-of-field” under ESSA)

Indicator	2020-21	2021-22
Credentialed Teachers Authorized on a Permit or Waiver	0.00	0.10
Local Assignment Options	0.20	0.70
Total Out-of-Field Teachers	0.30	0.80

The teacher data for the 2022-23 SARC will not be available prior to February 1, 2024, and therefore is not included in the template.

Class Assignments

Indicator	2020-21	2021-22
Misassignments for English Learners (a percentage of all the classes with English learners taught by teachers that are misassigned)	2.5	0
No credential, permit or authorization to teach (a percentage of all the classes taught by teachers with no record of an authorization to teach)	0	0

The teacher data for the 2022-23 SARC will not be available prior to February 1, 2024, and therefore is not included in the template.

Note: For more information refer to the Updated Teacher Equity Definitions web page at <https://www.cde.ca.gov/pd/ee/teacherequitydefinitions.asp>.

2023-24 Quality, Currency, Availability of Textbooks and Other Instructional Materials

Year and month in which the data were collected		01/2023	
Subject	Textbooks and Other Instructional Materials/year of Adoption	From Most Recent Adoption ?	Percent Students Lacking Own Assigned Copy
Reading/Language Arts	Charters are not mandated to use state-adopted curriculum. All students receive online and offline materials needed to complete their course of study. The Board of Directors approves the curriculum, textbook, and instructional material	Yes	0

selections annually. The Pearson Virtual Schools branded curriculum, including assessments, is aligned to the California Common Core State Standards, California Content Standards and Next Generation Science Standards, as adopted by the State Board of Education for English-Language Arts, Mathematics, Health Education, History-Social Science, Physical Education, Science, Visual and Performing Arts, and World Languages. Additional alignments are conducted for “a” to “g” guidelines. The curriculum is updated regularly based on a rigorous analysis of student performance on state standards as measured by state testing results and internal assessments. The high quality proprietary curriculum integrates textbooks, lesson plans, and other content from a variety of leading publishers including Pearson, McGraw-Hill, and Zaner-Bloser, many of which are already on the state’s approved list. In addition to high-quality virtual and print textbook resources, the curriculum features technology-based content from providers such as Grolier Online, BrainPOP, Houghton Mifflin Harcourt, and Discovery Education. Pearson Virtual School’s proprietary and highly effective online animated Teachlets® tutorials, which introduce challenging topics and provide interactive practice, are also included. LiveLesson® sessions, which provide for real-time web conferencing with individual and small groups of students using voice over IP, chat, electronic whiteboard, and shared web surfing, allows teachers and students to interact with one another in real time in a ‘virtual classroom.’

For the most recent complete curriculum Program Guide, please visit the following URL
[:https://www.connectionsacademy.com/california-online-school/academics/curriculum/](https://www.connectionsacademy.com/california-online-school/academics/curriculum/)

Mathematics

Charters are not mandated to use state-adopted curriculum. All students receive online and offline materials needed to complete their course of study. The Board of Directors approves the curriculum, textbook, and instructional material selections annually. The Pearson Virtual Schools branded curriculum, including assessments, is aligned to the California Common Core State Standards, California Content Standards and Next Generation Science Standards, as adopted by the State Board of Education for English-Language Arts, Mathematics, Health Education, History-Social Science, Physical Education, Science, Visual and Performing Arts, and World Languages. Additional alignments are conducted for “a” to “g” guidelines. The curriculum is updated regularly based on a rigorous analysis of student performance on state standards as measured by state testing results and internal assessments. The high quality proprietary curriculum integrates textbooks, lesson plans, and other content from a variety of leading publishers including Pearson, McGraw-Hill, and Zaner-Bloser, many of which are already on the state’s approved list. In addition to high-quality virtual and print textbook resources, the curriculum features technology-based content from providers such as Grolier Online, BrainPOP, Houghton Mifflin Harcourt, and Discovery Education. Pearson Virtual School’s proprietary and highly effective online animated Teachlets® tutorials, which introduce challenging topics and provide interactive practice, are also included. LiveLesson® sessions, which provide for real-time web conferencing with individual

Yes

0

and small groups of students using voice over IP, chat, electronic whiteboard, and shared web surfing, allows teachers and students to interact with one another in real time in a 'virtual classroom.'

For the most recent complete curriculum Program Guide, please visit the following URL
[:https://www.connectionsacademy.com/california-online-school/academics/curriculum/](https://www.connectionsacademy.com/california-online-school/academics/curriculum/)

Science

Charters are not mandated to use state-adopted curriculum. All students receive online and offline materials needed to complete their course of study. The Board of Directors approves the curriculum, textbook, and instructional material selections annually. The Pearson Virtual Schools branded curriculum, including assessments, is aligned to the California Common Core State Standards, California Content Standards and Next Generation Science Standards, as adopted by the State Board of Education for English-Language Arts, Mathematics, Health Education, History-Social Science, Physical Education, Science, Visual and Performing Arts, and World Languages. Additional alignments are conducted for "a" to "g" guidelines. The curriculum is updated regularly based on a rigorous analysis of student performance on state standards as measured by state testing results and internal assessments. The high quality proprietary curriculum integrates textbooks, lesson plans, and other content from a variety of leading publishers including Pearson, McGraw-Hill, and Zaner-Bloser, many of which are already on the state's approved list. In addition to high-quality virtual and print textbook resources, the curriculum features technology-based content from providers such as Grolier Online, BrainPOP, Houghton Mifflin Harcourt, and Discovery Education. Pearson Virtual School's proprietary and highly effective online animated Teachlets® tutorials, which introduce challenging topics and provide interactive practice, are also included. LiveLesson® sessions, which provide for real-time web conferencing with individual and small groups of students using voice over IP, chat, electronic whiteboard, and shared web surfing, allows teachers and students to interact with one another in real time in a 'virtual classroom.'

Yes

0

For the most recent complete curriculum Program Guide, please visit the following URL
[:https://www.connectionsacademy.com/california-online-school/academics/curriculum/](https://www.connectionsacademy.com/california-online-school/academics/curriculum/)

History-Social Science

Charters are not mandated to use state-adopted curriculum. All students receive online and offline materials needed to complete their course of study. The Board of Directors approves the curriculum, textbook, and instructional material selections annually. The Pearson Virtual Schools branded curriculum, including assessments, is aligned to the California Common Core State Standards, California Content Standards and Next Generation Science Standards, as adopted by the State Board of Education for English-Language Arts, Mathematics, Health Education, History-Social Science, Physical Education, Science, Visual and Performing Arts, and World Languages. Additional alignments are conducted for "a" to "g" guidelines. The curriculum is updated regularly based on a rigorous analysis

Yes

0

of student performance on state standards as measured by state testing results and internal assessments. The high quality proprietary curriculum integrates textbooks, lesson plans, and other content from a variety of leading publishers including Pearson, McGraw-Hill, and Zaner-Bloser, many of which are already on the state’s approved list. In addition to high-quality virtual and print textbook resources, the curriculum features technology-based content from providers such as Grolier Online, BrainPOP, Houghton Mifflin Harcourt, and Discovery Education. Pearson Virtual School’s proprietary and highly effective online animated Teachlets® tutorials, which introduce challenging topics and provide interactive practice, are also included. LiveLesson® sessions, which provide for real-time web conferencing with individual and small groups of students using voice over IP, chat, electronic whiteboard, and shared web surfing, allows teachers and students to interact with one another in real time in a ‘virtual classroom.’

For the most recent complete curriculum Program Guide, please visit the following URL
[:https://www.connectionsacademy.com/california-online-school/academics/curriculum/](https://www.connectionsacademy.com/california-online-school/academics/curriculum/)

Foreign Language

Charters are not mandated to use state-adopted curriculum. All students receive online and offline materials needed to complete their course of study. The Board of Directors approves the curriculum, textbook, and instructional material selections annually. The Pearson Virtual Schools branded curriculum, including assessments, is aligned to the California Common Core State Standards, California Content Standards and Next Generation Science Standards, as adopted by the State Board of Education for English-Language Arts, Mathematics, Health Education, History-Social Science, Physical Education, Science, Visual and Performing Arts, and World Languages. Additional alignments are conducted for “a” to “g” guidelines. The curriculum is updated regularly based on a rigorous analysis of student performance on state standards as measured by state testing results and internal assessments. The high quality proprietary curriculum integrates textbooks, lesson plans, and other content from a variety of leading publishers including Pearson, McGraw-Hill, and Zaner-Bloser, many of which are already on the state’s approved list. In addition to high-quality virtual and print textbook resources, the curriculum features technology-based content from providers such as Grolier Online, BrainPOP, Houghton Mifflin Harcourt, and Discovery Education. Pearson Virtual School’s proprietary and highly effective online animated Teachlets® tutorials, which introduce challenging topics and provide interactive practice, are also included. LiveLesson® sessions, which provide for real-time web conferencing with individual and small groups of students using voice over IP, chat, electronic whiteboard, and shared web surfing, allows teachers and students to interact with one another in real time in a ‘virtual classroom.’

Yes

0

For the most recent complete curriculum Program Guide, please visit the following URL
[:https://www.connectionsacademy.com/california-online-school/academics/curriculum/](https://www.connectionsacademy.com/california-online-school/academics/curriculum/)

<p>Health</p>	<p>Charters are not mandated to use state-adopted curriculum. All students receive online and offline materials needed to complete their course of study. The Board of Directors approves the curriculum, textbook, and instructional material selections annually. The Pearson Virtual Schools branded curriculum, including assessments, is aligned to the California Common Core State Standards, California Content Standards and Next Generation Science Standards, as adopted by the State Board of Education for English-Language Arts, Mathematics, Health Education, History-Social Science, Physical Education, Science, Visual and Performing Arts, and World Languages. Additional alignments are conducted for “a” to “g” guidelines. The curriculum is updated regularly based on a rigorous analysis of student performance on state standards as measured by state testing results and internal assessments. The high quality proprietary curriculum integrates textbooks, lesson plans, and other content from a variety of leading publishers including Pearson, McGraw-Hill, and Zaner-Bloser, many of which are already on the state’s approved list. In addition to high-quality virtual and print textbook resources, the curriculum features technology-based content from providers such as Grolier Online, BrainPOP, Houghton Mifflin Harcourt, and Discovery Education. Pearson Virtual School’s proprietary and highly effective online animated Teachlets® tutorials, which introduce challenging topics and provide interactive practice, are also included. LiveLesson® sessions, which provide for real-time web conferencing with individual and small groups of students using voice over IP, chat, electronic whiteboard, and shared web surfing, allows teachers and students to interact with one another in real time in a ‘virtual classroom.’</p> <p>For the most recent complete curriculum Program Guide, please visit the following URL :https://www.connectionsacademy.com/california-online-school/academics/curriculum/</p>	<p>Yes</p>	<p>0</p>
----------------------	---	------------	----------

<p>Visual and Performing Arts</p>	<p>Charters are not mandated to use state-adopted curriculum. All students receive online and offline materials needed to complete their course of study. The Board of Directors approves the curriculum, textbook, and instructional material selections annually. The Pearson Virtual Schools branded curriculum, including assessments, is aligned to the California Common Core State Standards, California Content Standards and Next Generation Science Standards, as adopted by the State Board of Education for English-Language Arts, Mathematics, Health Education, History-Social Science, Physical Education, Science, Visual and Performing Arts, and World Languages. Additional alignments are conducted for “a” to “g” guidelines. The curriculum is updated regularly based on a rigorous analysis of student performance on state standards as measured by state testing results and internal assessments. The high quality proprietary curriculum integrates textbooks, lesson plans, and other content from a variety of leading publishers including Pearson, McGraw-Hill, and Zaner-Bloser, many of which are already on the state’s approved list. In addition to high-quality virtual and print textbook resources, the curriculum features technology-based content from providers such as Grolier Online, BrainPOP, Houghton Mifflin Harcourt, and Discovery Education. Pearson Virtual School’s</p>	<p>Yes</p>	<p>0</p>
--	--	------------	----------

proprietary and highly effective online animated Teachlets® tutorials, which introduce challenging topics and provide interactive practice, are also included. LiveLesson® sessions, which provide for real-time web conferencing with individual and small groups of students using voice over IP, chat, electronic whiteboard, and shared web surfing, allows teachers and students to interact with one another in real time in a ‘virtual classroom.’

For the most recent complete curriculum Program Guide, please visit the following URL
[:https://www.connectionsacademy.com/california-online-school/academics/curriculum/](https://www.connectionsacademy.com/california-online-school/academics/curriculum/)

School Facility Conditions and Planned Improvements

California Connections Academy Monterey Bay is a virtual school site and so does not have a physical facility, but it does share office space (e.g. for housing school records) with other California Connections Academy schools. These shared administrative offices are located in office space within relatively new commercial business parks in Ripon and San Juan Capistrano, CA.

Year and month of the most recent FIT report N/A

System Inspected	Rate Good	Rate Fair	Rate Poor	Repair Needed and Action Taken or Planned
Systems: Gas Leaks, Mechanical/HVAC, Sewer				
Interior: Interior Surfaces				
Cleanliness: Overall Cleanliness, Pest/Vermin Infestation				
Electrical				
Restrooms/Fountains: Restrooms, Sinks/ Fountains				
Safety: Fire Safety, Hazardous Materials				
Structural: Structural Damage, Roofs				
External: Playground/School Grounds, Windows/ Doors/Gates/Fences				

Overall Facility Rate

Exemplary	Good	Fair	Poor
-----------	------	------	------

B. Pupil Outcomes

State Priority: Pupil Achievement

The SARC provides the following information relevant to the State priority: Pupil Achievement (Priority 4):

Statewide Assessments

(i.e., California Assessment of Student Performance and Progress [CAASPP] System includes the Smarter Balanced Summative Assessments for students in the general education population and the California Alternate Assessments [CAAs] for English language arts/literacy [ELA] and mathematics given in grades three through eight and grade eleven. Only eligible students may participate in the administration of the CAAs. CAAs items are aligned with alternate achievement standards, which are linked with the Common Core State Standards [CCSS] for students with the most significant cognitive disabilities).

The CAASPP System encompasses the following assessments and student participation requirements:

1. **Smarter Balanced Summative Assessments and CAAs for ELA** in grades three through eight and grade eleven.
2. **Smarter Balanced Summative Assessments and CAAs for mathematics** in grades three through eight and grade eleven.
3. **California Science Test (CAST) and CAAs for Science** in grades five, eight, and once in high school (i.e., grade ten, eleven, or twelve).

College and Career Ready

The percentage of students who have successfully completed courses that satisfy the requirements for entrance to the University of California and the California State University, or career technical education sequences or programs of study.

Percentage of Students Meeting or Exceeding the State Standard on CAASPP

This table displays CAASPP test results in ELA and mathematics for all students grades three through eight and grade eleven taking and completing a state-administered assessment.

Percentages are not calculated when the number of students tested is ten or less, either because the number of students in this category is too small for statistical accuracy or to protect student privacy.

ELA and mathematics test results include the Smarter Balanced Summative Assessment and the CAA. The “Percent Met or Exceeded” is calculated by taking the total number of students who met or exceeded the standard on the Smarter Balanced Summative Assessment plus the total number of students who met the standard (i.e., achieved Level 3-Alternate) on the CAAs divided by the total number of students who participated in both assessments.

Subject	School 2021-22	School 2022-23	District 2021-22	District 2022-23	State 2021-22	State 2022-23
English Language Arts/Literacy (grades 3-8 and 11)	60	57	65	63	47	46
Mathematics (grades 3-8 and 11)	37	36	55	55	33	34

2022-23 CAASPP Test Results in ELA by Student Group

This table displays CAASPP test results in ELA by student group for students grades three through eight and grade eleven taking and completing a state-administered assessment.

ELA test results include the Smarter Balanced Summative Assessment and the CAA. The “Percent Met or Exceeded” is calculated by taking the total number of students who met or exceeded the standard on the Smarter Balanced Summative Assessment plus the total number of students who met the standard (i.e., achieved Level 3-Alternate) on the CAAs divided by the total number of students who participated in both assessments.

Double dashes (--) appear in the table when the number of students is ten or less, either because the number of students in this category is too small for statistical accuracy or to protect student privacy.

The number of students tested includes all students who participated in the test whether they received a score or not; however, the number of students tested is not the number that was used to calculate the achievement level percentages. The achievement level percentages are calculated using only students who received scores.

CAASPP Student Groups	CAASPP Total Enrollment	CAASPP Number Tested	CAASPP Percent Tested	CAASPP Percent Not Tested	CAASPP Percent Met or Exceeded
All Students	248	197	79.44	20.56	56.85
Female	121	99	81.82	18.18	58.59
Male	123	96	78.05	21.95	54.17
American Indian or Alaska Native	0	0	0	0	0
Asian	36	32	88.89	11.11	75.00
Black or African American	--	--	--	--	--
Filipino	--	--	--	--	--
Hispanic or Latino	91	76	83.52	16.48	47.37
Native Hawaiian or Pacific Islander	0	0	0	0	0
Two or More Races	47	36	76.60	23.40	69.44
White	67	48	71.64	28.36	50.00
English Learners	11	8	72.73	27.27	--
Foster Youth	0	0	0	0	0
Homeless	0	0	0	0	0
Military	0	0	0	0	0
Socioeconomically Disadvantaged	71	54	76.06	23.94	51.85
Students Receiving Migrant Education Services	0	0	0	0	0
Students with Disabilities	34	24	70.59	29.41	20.83

2022-23 CAASPP Test Results in Math by Student Group

This table displays CAASPP test results in Math by student group for students grades three through eight and grade eleven taking and completing a state-administered assessment.

Mathematics test results include the Smarter Balanced Summative Assessment and the CAA. The "Percent Met or Exceeded" is calculated by taking the total number of students who met or exceeded the standard on the Smarter Balanced Summative Assessment plus the total number of students who met the standard (i.e., achieved Level 3-Alternate) on the CAAs divided by the total number of students who participated in both assessments.

Double dashes (--) appear in the table when the number of students is ten or less, either because the number of students in this category is too small for statistical accuracy or to protect student privacy.

The number of students tested includes all students who participated in the test whether they received a score or not; however, the number of students tested is not the number that was used to calculate the achievement level percentages. The achievement level percentages are calculated using only students who received scores.

CAASPP Student Groups	CAASPP Total Enrollment	CAASPP Number Tested	CAASPP Percent Tested	CAASPP Percent Not Tested	CAASPP Percent Met or Exceeded
All Students	248	197	79.44	20.56	36.04
Female	121	99	81.82	18.18	28.28
Male	123	96	78.05	21.95	42.71
American Indian or Alaska Native	0	0	0	0	0
Asian	36	32	88.89	11.11	71.88
Black or African American	--	--	--	--	--
Filipino	--	--	--	--	--
Hispanic or Latino	91	76	83.52	16.48	10.53
Native Hawaiian or Pacific Islander	0	0	0	0	0
Two or More Races	47	36	76.60	23.40	50.00
White	67	48	71.64	28.36	43.75
English Learners	11	8	72.73	27.27	--
Foster Youth	0	0	0	0	0
Homeless	0	0	0	0	0
Military	0	0	0	0	0
Socioeconomically Disadvantaged	71	54	76.06	23.94	22.22
Students Receiving Migrant Education Services	0	0	0	0	0
Students with Disabilities	34	24	70.59	29.41	8.33

CAASPP Test Results in Science for All Students

This table displays the percentage of all students grades five, eight, and High School meeting or exceeding the State Standard.

Science test results include the CAST and the CAA. The "Percent Met or Exceeded" is calculated by taking the total number of students who met or exceeded the standard on the CAST plus the total number of students who met the standard (i.e., achieved Level 3-Alternate) on the CAAs divided by the total number of students who participated in both assessments.

The number of students tested includes all students who participated in the test whether they received a score or not; however, the number of students tested is not the number that was used to calculate the achievement level percentages. The achievement level percentages are calculated using only students who received scores.

Subject	School 2021-22	School 2022-23	District 2021-22	District 2022-23	State 2021-22	State 2022-23
Science (grades 5, 8 and high school)	40.16	34.72	54.31	51.96	29.47	30.29

2022-23 CAASPP Test Results in Science by Student Group

This table displays CAASPP test results in Science by student group for students grades five, eight, and High School. Double dashes (--) appear in the table when the number of students is ten or less, either because the number of students in this category is too small for statistical accuracy or to protect student privacy.

Student Group	Total Enrollment	Number Tested	Percent Tested	Percent Not Tested	Percent Met or Exceeded
All Students	201	145	72.14	27.86	34.48
Female	107	77	71.96	28.04	33.77
Male	91	67	73.63	26.37	34.33
American Indian or Alaska Native	0	0	0	0	0
Asian	17	14	82.35	17.65	71.43
Black or African American	--	--	--	--	--
Filipino	--	--	--	--	--
Hispanic or Latino	80	62	77.50	22.50	16.13
Native Hawaiian or Pacific Islander	--	--	--	--	--
Two or More Races	40	27	67.50	32.50	37.04
White	57	38	66.67	33.33	47.37
English Learners	--	--	--	--	--
Foster Youth	0	0	0	0	0
Homeless	0	0	0	0	0
Military	0	0	0	0	0
Socioeconomically Disadvantaged	63	45	71.43	28.57	15.56
Students Receiving Migrant Education Services	0	0	0	0	0
Students with Disabilities	29	20	68.97	31.03	20.00

2022-23 Career Technical Education Programs

California Connections Academy offers several CTE courses. The courses are designed to be high-interest and also focused on career preparation. All students are eligible to take these courses and our counseling staff works diligently to match the courses to student interests when including them in a schedule. CTE courses offered at California Connections Academy are as follows:

- Advertising and Sales Promotion
- Anatomy and Physiology
- AP Computer Science A A
- AP Computer Science A B
- AP Computer Science Principles A
- AP Computer Science Principles B
- Business Applications
- Career Planning and Skill Development
- Careers in Criminal Justice 1 A
- Careers in Criminal Justice 1 B
- Coding 1 A
- Coding 1 B
- College Prep with ACT
- College Prep with SAT
- Computing for College and Careers 1 A
- Computing for College and Careers 1 B
- Concepts of Engineering & Technology
- Cosmetology I A: Cutting Edge Styles
- Cosmetology I B: Cutting Edge Styles
- Cosmetology 2
- Culinary Arts and Hospitality II: Culinary Arts A
- Culinary Arts and Hospitality II: Culinary Arts B
- Culinary Arts and Hospitality Management A
- Culinary Arts and Hospitality Management B
- Developmental Writing
- Entrepreneurship: Starting Your Own Business A
- Entrepreneurship: Starting Your Own Business B
- Health, Safety, and Nutrition
- Human Resource Management
- International Business
- Internship & Work Study A
- Internship & Work Study B
- Introduction to Business
- Introduction to Communication
- Introduction to Criminal Justice
- Introduction to Early Childhood Education
- Introduction to Finance
- Introduction to Homeland Security
- Introduction to Law
- Introduction to Medical Assisting
- Introduction to Psychology
- Introduction to Sociology
- Introduction to the Paralegal Profession
- Introductory Astronomy
- Leadership and Supervision in Business
- Medical Law and Ethics
- Medical Terminology
- Principles of Management
- Principles of Marketing
- Public Speaking
- Research Methods

2022-23 Career Technical Education (CTE) Participation

Measure	CTE Program Participation
Number of Pupils Participating in CTE	
Percent of Pupils that Complete a CTE Program and Earn a High School Diploma	
Percent of CTE Courses that are Sequenced or Articulated Between the School and Institutions of Postsecondary Education	

Course Enrollment/Completion

This table displays the course enrollment/completion of University of California (UC) and/or California State University (CSU) admission requirements.

UC/CSU Course Measure	Percent
2022-23 Pupils Enrolled in Courses Required for UC/CSU Admission	97.4
2021-22 Graduates Who Completed All Courses Required for UC/CSU Admission	27.54

B. Pupil Outcomes

State Priority: Other Pupil Outcomes

The SARC provides the following information relevant to the State priority: Other Pupil Outcomes (Priority 8): Pupil outcomes in the subject area of physical education.

2022-23 California Physical Fitness Test Results

This table displays the percentage of students participating in each of the five fitness components of the California Physical Fitness Test Results. The administration of the PFT during 2021-22 and 2022-23 school years, only participation results are required for these five fitness areas. Percentages are not calculated and double dashes (--) appear in the table when the number of students tested is ten or less, either because the number of students in this category is too small for statistical accuracy or to protect student privacy.

Grade Level	Component 1: Aerobic Capacity	Component 2: Abdominal Strength and Endurance	Component 3: Trunk Extensor and Strength and Flexibility	Component 4: Upper Body Strength and Endurance	Component 5: Flexibility
Grade 5	2.33%	2.33%	2.33%	2.33%	2.33%
Grade 7	11.48%	11.48%	11.48%	11.48%	11.48%
Grade 9	3.64%	3.64%	3.64%	3.64%	3.64%

C. Engagement

State Priority: Parental Involvement

The SARC provides the following information relevant to the State priority: Parental Involvement (Priority 3): Efforts the school district makes to seek parent input in making decisions regarding the school district and at each school site.

2023-24 Opportunities for Parental Involvement

Parents and other caretakers have the opportunity to be a part of their child’s learning journey and play a critical role in student success. As a “Learning Coach”, parents help their children stay on track, assist with academic monitoring, support in-person socialization opportunities, and more. Teachers, along with parents, proactively identify and work to address student challenges as well as celebrate student successes. Parents monitor student attendance and lesson completion daily. To enhance student learning, parents have the opportunity to interact with teachers during normal school hours which in turn builds positive parent/teacher relationships. Middle school and high school parents are actively involved in progress monitoring and other relevant meetings as needed; these meetings are held at a frequency relevant to the needs of the student. Elementary parents are required to speak with homeroom teachers at least three times per school year and many typically do so more often.

Students and their parents are offered the opportunity to participate in a variety of school-sponsored activities, including official field trips, schoolwide social events, and college tours. Parents may be involved in supporting their children’s philanthropic efforts such as those involved with the school’s chapters of National Junior Honor Society and National Honor Society. Parents take part in the School Advisory Committee meetings, which advise the board and administration on topics such as Title programs and the LCAP. They also have the opportunity to take part in the Caretaker and Administration Collaboration Meeting that allows for a less formal conversation where parents can ask more in depth questions and further our discussion surrounding our school and school goals. A popular private Facebook page provides opportunities for parents to interact and communicate about a variety of topics.

The school’s counseling team offers parent workshops that draw on building students’ social-emotional learning skills: self-awareness, self-regulation, social awareness, responsible decision making, and relationship skills. Sessions take place weekly throughout most of the school year and consist of information, engagement, open discussion, and a forum for caretakers to ask any questions related to mental health. All new parents/Learning Coaches are provided access to an online orientation and are encouraged to complete it prior to enrollment. Numerous supplemental orientations and live online sessions are offered to help new families transition easily into the school; new and returning families may also engage in online sessions dedicated to a myriad of topics such as how to best foster growth mindsets, understanding gifted students, and more. In addition to students’ homeroom teachers, the school gives parents the opportunity to engage with school staff called “Learning Coach Mentors” who proactively support new parents; Learning Coach Mentors may also assist returning parents who are having difficulties in fulfilling their crucial role in their student’s education. To further engage parents and enhance school operations, a parent satisfaction survey conducted by an independent third party firm serves to gather parent feedback annually. Parents are encouraged and reminded that the Technical Support team can be contacted by phone or via a link in the school’s Educational Management System for assistance with technical issues, complaints, and concerns.

C. Engagement

State Priority: Pupil Engagement

The SARC provides the following information relevant to the State priority: Pupil Engagement (Priority 5):

- High school dropout rates;
- High school graduation rates; and
- Chronic Absenteeism

Dropout Rate and Graduation Rate (Four-Year Cohort Rate)

Indicator	School 2020-21	School 2021-22	School 2022-23	District 2020-21	District 2021-22	District 2022-23	State 2020-21	State 2021-22	State 2022-23
Dropout Rate	18.1	10.4	24.7	6.1	4	9.2	9.4	7.8	8.2
Graduation Rate	73.6	88.1	71.2	91.3	94.8	89.5	83.6	87	86.2

2022-23 Graduation Rate by Student Group (Four-Year Cohort Rate)

This table displays the 2022-23 graduation rate by student group. For information on the Four-Year Adjusted Cohort Graduation Rate (ACGR), visit the CDE Adjusted Cohort Graduation Rate web page at www.cde.ca.gov/ds/ad/acgrinfo.asp.

Student Group	Number of Students in Cohort	Number of Cohort Graduates	Cohort Graduation Rate
All Students	73	52	71.2
Female	44	33	75.0
Male	29	19	65.5
Non-Binary			
American Indian or Alaska Native	0	0	0.00
Asian	--	--	--
Black or African American	0	0	0.00
Filipino	--	--	--
Hispanic or Latino	26	19	73.1
Native Hawaiian or Pacific Islander	--	--	--
Two or More Races	12	10	83.3
White	27	18	66.7
English Learners	--	--	--
Foster Youth	0.0	0.0	0.0
Homeless	--	--	--
Socioeconomically Disadvantaged	36	25	69.4
Students Receiving Migrant Education Services	--	--	--
Students with Disabilities	14	8	57.1

2022-23 Chronic Absenteeism by Student Group

Student Group	Cumulative Enrollment	Chronic Absenteeism Eligible Enrollment	Chronic Absenteeism Count	Chronic Absenteeism Rate
All Students	539	528	100	18.9
Female	271	265	46	17.4
Male	261	256	51	19.9
Non-Binary	7	7	3	42.9
American Indian or Alaska Native	0	0	0	0.0
Asian	59	58	1	1.7
Black or African American	5	5	2	40.0
Filipino	11	11	0	0.0
Hispanic or Latino	229	222	57	25.7
Native Hawaiian or Pacific Islander	1	1	1	100.0
Two or More Races	86	85	15	17.6
White	145	143	24	16.8
English Learners	50	49	15	30.6
Foster Youth	1	1	0	0.0
Homeless	12	12	4	33.3
Socioeconomically Disadvantaged	228	221	66	29.9
Students Receiving Migrant Education Services	0	0	0	0.0
Students with Disabilities	87	86	22	25.6

C. Engagement

State Priority: School Climate

The SARC provides the following information relevant to the State priority: School Climate (Priority 6):

- Pupil suspension rates;
- Pupil expulsion rates; and
- Other local measures on the sense of safety

Suspensions and Expulsions

This table displays suspensions and expulsions data.

Rate	School 2020-21	School 2021-22	School 2022-23	District 2020-21	District 2021-22	District 2022-23	State 2020-21	State 2021-22	State 2022-23
Suspensions	0.00	0.00	0.00	0.25	2.01	1.58	0.20	3.17	3.60
Expulsions	0.00	0.00	0.00	0.00	0.00	0.00	0.00	0.07	0.08

2022-23 Suspensions and Expulsions by Student Group

Student Group	Suspensions Rate	Expulsions Rate
All Students	0	0
Female	0	0
Male	0	0
Non-Binary		
American Indian or Alaska Native	0	0
Asian	0	0
Black or African American	0	0
Filipino	0	0
Hispanic or Latino	0	0
Native Hawaiian or Pacific Islander	0	0
Two or More Races	0	0
White	0	0
English Learners	0	0
Foster Youth	0	0
Homeless	0	0
Socioeconomically Disadvantaged	0	0
Students Receiving Migrant Education Services	0	0
Students with Disabilities	0	0

2023-24 School Safety Plan

Because our charter school is a virtual school, school safety issues differ from a traditional school. There is no physical school site location, therefore, students and staff all work remotely. For students, school safety issues typically include, but are not limited to, Internet safety as well as policies on bullying and harassment. Pearson Online Classroom, the school's Education Management System, provides a closed communication system, which helps ensure online safety for students. For staff members, common school safety issues addressed with training include Internet safety, students in distress, student, parent or staff bullying and harassment, and other topics. Emergency plans and workplace safety policies are also provided for school staff members who work in a school office. We do host in person events including field trips, festivals, state testing and graduation ceremonies. We do have a comprehensive safety plan that includes the COVID-19 Safety Plan that was board approved on 9-28-21. The plan includes all elements required by Ed Code, including but not limited to: child abuse reporting, disaster and criminal incident procedures, and, discipline and due process for students. The school also has a safety committee that meets at regular intervals. We also offer staff CPR training and active shooter training. Additional information about school safety is available upon request.

D. Other SARC Information Information Required in the SARC

The information in this section is required to be in the SARC but is not included in the state priorities for LCFF.

2020-21 Elementary Average Class Size and Class Size Distribution

This table displays the 2020-21 average class size and class size distribution. The columns titled "Number of Classes" indicates how many classes fall into each size category (a range of total students per class). The "Other" category is for multi-grade level classes.

Grade Level	Average Class Size	Number of Classes with 1-20 Students	Number of Classes with 21-32 Students	Number of Classes with 33+ Students
K	5	3		
1	17	1		
2	7	2		
3	12	2		
4	5	4		
5	5	5		
6	7	22	3	
Other	14	1		

2021-22 Elementary Average Class Size and Class Size Distribution

This table displays the 2021-22 average class size and class size distribution. The columns titled "Number of Classes" indicates how many classes fall into each size category (a range of total students per class). The "Other" category is for multi-grade level classes.

Grade Level	Average Class Size	Number of Classes with 1-20 Students	Number of Classes with 21-32 Students	Number of Classes with 33+ Students
K	2	2		
1	5	5		
2	9	2		
3	5	4		
4	5	5		
5	9	3		
6	12	23		3
Other	17	1		

2022-23 Elementary Average Class Size and Class Size Distribution

This table displays the 2022-23 average class size and class size distribution. The columns titled "Number of Classes" indicates how many classes fall into each size category (a range of total students per class). The "Other" category is for multi-grade level classes.

Grade Level	Average Class Size	Number of Classes with 1-20 Students	Number of Classes with 21-32 Students	Number of Classes with 33+ Students
K	8	3	0	0
1	7	3	0	0
2	12	1	1	0
3	5	3	0	0
4	4	4	0	0
5	5	5	0	0
6	9	28	2	0
Other	0	0	0	0

2020-21 Secondary Average Class Size and Class Size Distribution

This table displays the 2020-21 average class size and class size distribution. The columns titled "Number of Classes" indicates how many classes fall into each size category (a range of total students per classroom). At the secondary school level, this information is reported by subject area rather than grade level.

Subject	Average Class Size	Number of Classes with 1-22 Students	Number of Classes with 23-32 Students	Number of Classes with 33+ Students
English Language Arts	8	32	2	2
Mathematics	7	30	2	
Science	8	31	1	
Social Science	10	24	3	1

2021-22 Secondary Average Class Size and Class Size Distribution

This table displays the 2021-22 average class size and class size distribution. The columns titled "Number of Classes" indicates how many classes fall into each size category (a range of total students per classroom). At the secondary school level, this information is reported by subject area rather than grade level.

Subject	Average Class Size	Number of Classes with 1-22 Students	Number of Classes with 23-32 Students	Number of Classes with 33+ Students
English Language Arts	10	29		4
Mathematics	7	36	1	2
Science	8	34	1	1
Social Science	10	25	1	2

2022-23 Secondary Average Class Size and Class Size Distribution

This table displays the 2022-23 average class size and class size distribution. The columns titled "Number of Classes" indicates how many classes fall into each size category (a range of total students per classroom). At the secondary school level, this information is reported by subject area rather than grade level.

Subject	Average Class Size	Number of Classes with 1-22 Students	Number of Classes with 23-32 Students	Number of Classes with 33+ Students
English Language Arts	9	35	2	2
Mathematics	8	32	3	1
Science	10	26	0	2
Social Science	10	27	1	2

2022-23 Ratio of Pupils to Academic Counselor

This table displays the ratio of pupils to Academic Counselor. One Full Time Equivalent (FTE) equals one staff member working full time; one FTE could also represent two staff members who each work 50 percent of full time.

Title	Ratio
Pupils to Academic Counselor	432.73

2022-23 Student Support Services Staff

This table displays the number of FTE support staff assigned to this school. One Full Time Equivalent (FTE) equals one staff member working full time; one FTE could also represent two staff members who each work 50 percent of full time.

Title	Number of FTE Assigned to School
Counselor (Academic, Social/Behavioral or Career Development)	1.1
Library Media Teacher (Librarian)	
Library Media Services Staff (Paraprofessional)	
Psychologist	0.1
Social Worker	0.1
Nurse	
Speech/Language/Hearing Specialist	
Resource Specialist (non-teaching)	
Other	

Fiscal Year 2021-22 Expenditures Per Pupil and School Site Teacher Salaries

This table displays the 2021-22 expenditures per pupil and average teacher salary for this school. Cells with N/A values do not require data.

Level	Total Expenditures Per Pupil	Expenditures Per Pupil (Restricted)	Expenditures Per Pupil (Unrestricted)	Average Teacher Salary
School Site	\$9,364.11	\$1,329.11	\$8,035.00	\$61,705.00
District	N/A	N/A	\$13,010	\$65,254
Percent Difference - School Site and District	N/A	N/A	-47.3	
State	N/A	N/A	\$7,607	\$81,984
Percent Difference - School Site and State	N/A	N/A	19.7	

Fiscal Year 2022-23 Types of Services Funded

Programs provided by the school, in addition to the regular virtual program, include but are not limited to: Gifted/Talented, Special Education, ELL support, academic remediation and intervention programs (for Math at all grade levels and Math and ELA for elementary grade levels 3-5), Career/Technical Education courses, and Specialty Academies for students with talent and interest in athletics, the arts or science/technology.

Fiscal Year 2021-22 Teacher and Administrative Salaries

This table displays the 2021-22 Teacher and Administrative salaries. For detailed information on salaries, see the CDE Certification Salaries & Benefits web page at <http://www.cde.ca.gov/ds/fd/cs/>.

Category	District Amount	State Average for Districts in Same Category
Beginning Teacher Salary	\$44,540	\$50,875
Mid-Range Teacher Salary	\$65,843	\$79,761
Highest Teacher Salary	\$86,570	\$103,045
Average Principal Salary (Elementary)	\$115,503	\$128,154
Average Principal Salary (Middle)	\$104,024	\$131,774
Average Principal Salary (High)	\$121,044	\$142,676
Superintendent Salary	\$232,212	\$211,462
Percent of Budget for Teacher Salaries	27.26%	30.11%
Percent of Budget for Administrative Salaries	5.6%	5.49%

2022-23 Advanced Placement (AP) Courses

This table displays the percent of student in AP courses at this school.

Percent of Students in AP Courses	11.7
--	------

This table displays the number of AP courses offered at this school where there are student course enrollments of at least one student.

Subject	Number of AP Courses Offered
Computer Science	1
English	2
Fine and Performing Arts	1
Foreign Language	1
Mathematics	3
Science	1
Social Science	4
Total AP Courses Offered	13

Where there are student course enrollments of at least one student.

Professional Development

All teachers have approximately 20 days each school year for professional development and training. In addition, Professional Learning Communities actively meet throughout the school year during time set aside for this important professional development activity which supports student learning through data analysis and professional collaboration.

Training/Professional Learning Elements - The following training and professional learning programs are provided to California Connections Academy teachers:

1. Teacher Orientation Courses

Teacher Orientation Course: Foundations of Instruction - All new teachers complete a self-guided, Pearson Virtual School-developed teacher orientation course. This course is delivered through Pearson Online Classroom and contains lessons, interactive practice activities, assessments, and online tutorials. This course covers "the basics" teachers need to know to effectively do their job, including guidance on how to establish a relationship with students, personalize instruction, effectively grade and provide meaningful feedback, monitor progress, and use our multitiered instructional model. Upon successful completion of this course and its assessments, teachers are ready to begin. Teachers must complete this course within their first 30 days of employment with an overall score of 80% or higher.

Returning Staff Updates - This course is designed for teachers who are returning to Pearson Virtual Schools and have already completed the Teacher Orientation Course. The returning staff update includes information about procedures, Pearson Online Classroom features, and instructional programs that are new or updated for the current school year. A link to the Teacher Orientation Course is included in the returning staff update for reference. To ensure they are aware of changes from the prior school year, returning teachers must complete an assessment with an overall score of 80% or higher during the first 30 days of the school year.

2. Connections Academy Professional Learning Series

Research on effective professional development tells us that professional development should be intensive, ongoing, and connected to practice. We are not effective when we provide stand-alone professional development workshops. Teachers need to try out new ideas and strategies with their students and reflect on the results of these strategies. Intensive professional development, especially when it includes the application of knowledge to planning and instruction, has a greater chance of influencing teaching practices, and in turn, leading to gains in student learning. Pearson Virtual Schools provides teachers with ongoing professional development activities throughout the year. Presenters with various backgrounds and areas of content expertise

Professional Development

conduct live tutorial sessions on a rotating basis throughout the school year.

Pearson Online School provides a systematic approach to professional learning for all teachers. Topics for professional learning sessions support our core standards for facilitating student learning, align with the school year cycle, and are driven by our belief that all students can and must learn. Each series is: Intensive – Participants will identify the purpose of educational practices, examine how they can be implemented in the virtual or blended environment, and collaboratively discuss strategies that can be implemented with students.

Ongoing – New instructional strategies and the latest learning research will be connected to topics presented and discussed in prior sessions to demonstrate how specific educational practices form the “big picture” of effect.

Connected to practice – Following each session, participants will apply what they’ve learned to their professional practice. They will integrate precise, targeted strategies into their planning and instruction, and reflect on the outcomes through the Teacher ePortfolio Data View.

3. University Online Instruction Courses

Pearson Virtual School offers up to \$5,250 per year per teacher in tuition reimbursement to support continuing education. Some restrictions apply including enrollment in an accredited program or degree path as well as successful completion of the course(s).

4. Pearson Virtual School Leadership Academy

Pearson Virtual School cultivates internal leadership candidates through a series of meetings that focus on administrative, policy, and operational issues. Candidates who have an interest in future leadership opportunities are selected through an application process. This forum promotes critical thinking in the areas of educational research, administrative practice, and supervisory proficiency as they relate to virtual school leadership. Participants will also be expected to complete a year-long action research project at their school and report on the results at the final meeting of the Leadership Academy.

5. Teacher Central

Teacher Central is a website that is easy to navigate and serves as a one-stop shop for teachers and staff to find guidance on instructional practices, professional learning, and training resources. Each section contains links to resources to support teacher effectiveness, best practices, and tools designed to personalize the learning experience for students. The Teacher Central website supports school-based staff with a variety of recorded tutorials, presentations, guides, and links to resources in 10 key categories:

- Pearson Online Classroom Tools
- Curriculum and Course Support
- Data & Reports
- Enrollment, Placement, and Withdrawal
- Family Engagement
- Multitiered Instructional Support
- Professional Learning and Collaboration
- School Year Cycle
- Teacher Protocols, Policies, and Best Practice
- Live Lesson Sessions

Training and Professional Learning Delivery Models

Pearson Virtual Classroom uses several modes to deliver training and professional learning:

In-Person Training: Recognizing the tenets of effective professional development established by the National Staff Development Council (NSDC), interpersonal connections increase the impact of training for adult learners. Pearson Virtual School’s Academic Training and Support Services team facilitates face-to-face training by school request. This can help establish rapport and promote collegial learning communities that are continued throughout the year via remote interactions. **“Train-the-Trainer”:** Each school selects at least one teacher to serve as a Training Representative to work with members of the Academic Training and Support Services team throughout the year. Training Representatives stay current on and then train teachers at their school on school-year cycle tasks, Pearson Online Classroom updates, and changes to processes. To assist them in this role, Training Representatives are given access to training materials they can customize, such as PowerPoint trainings, one-page guides, and activities to reinforce learning.

Synchronous Web-Based Training: In line with our commitment to use cutting-edge technology to promote learning for

Professional Development

students, Pearson Online Classroom also implements this model for teacher training and professional learning. Real-time trainings and professional learning sessions conducted virtually, along with recorded trainings are offered throughout the year on a variety of school-specific and system-wide initiatives. Schools can request additional, school-specific sessions at any time.

Teacher Support During Implementation

California Connections Academy teachers are all assigned supervisors. The supervisors are tasked with monitoring and supporting the teachers during their implementation of professional development activities. They will meet as often as twice a month to ensure implementation is on track.

This table displays the number of school days dedicated to staff development and continuous improvement.

Subject	2021-22	2022-23	2023-24
Number of school days dedicated to Staff Development and Continuous Improvement	20	20	20

California Connections Academy Central Coast

2022-2023 School Accountability Report Card

(Published During the 2023-2024 School Year)

General Information about the School Accountability Report Card (SARC)

SARC Overview



By February 1 of each year, every school in California is required by state law to publish a School Accountability Report Card (SARC). The SARC contains information about the condition and performance of each California public school. Under the Local Control Funding Formula (LCFF) all local educational agencies (LEAs) are required to prepare a Local Control and Accountability Plan (LCAP), which describes how they intend to meet annual school-specific goals for all pupils, with specific activities to address state and local priorities. Additionally, data reported in an LCAP is to be consistent with data reported in the SARC.

- For more information about SARC requirements and access to prior year reports, see the California Department of Education (CDE) SARC web page at <https://www.cde.ca.gov/ta/ac/sa/>.
- For more information about the LCFF or the LCAP, see the CDE LCFF web page at <https://www.cde.ca.gov/fg/aa/lc/>.
- For additional information about the school, parents/guardians and community members should contact the school principal or the district office.

DataQuest



DataQuest is an online data tool located on the CDE DataQuest web page at <https://dq.cde.ca.gov/dataquest/> that contains additional information about this school and comparisons of the school to the district and the county. Specifically, DataQuest is a dynamic system that provides reports for accountability (e.g., test data, enrollment, high school graduates, dropouts, course enrollments, staffing, and data regarding English learners).

California School Dashboard



The California School Dashboard (Dashboard) <https://www.caschooldashboard.org/> reflects California's new accountability and continuous improvement system and provides information about how LEAs and schools are meeting the needs of California's diverse student population. The Dashboard contains reports that display the performance of LEAs, schools, and student groups on a set of state and local measures to assist in identifying strengths, challenges, and areas in need of improvement.

Internet Access

Internet access is available at public libraries and other locations that are publicly accessible (e.g., the California State Library). Access to the Internet at libraries and public locations is generally provided on a first-come, first-served basis. Other use restrictions may include the hours of operation, the length of time that a workstation may be used (depending on availability), the types of software programs available on a workstation, and the ability to print documents.

2023-24 School Contact Information

School Name	California Connections Academy Central Coast
Street	2300 Highway 166
City, State, Zip	New Cuyama, CA 93254
Phone Number	949-461-1667
Principal	Dr. Richard Savage, Superintendent
Email Address	rsavage@californiaops.org
School Website	https://www.connectionsacademy.com/california-online-school
County-District-School (CDS) Code	42-75010-0138891

2023-24 District Contact Information

District Name	California Connections Academy Central Coast
Phone Number	Alfonso Gamino
Superintendent	(661) 766-2293
Email Address	agamino@cuyamaunified.org
District Website	https://cuyamaunified.org/

2023-24 School Description and Mission Statement

California Connections Academy Central Coast was authorized on September 13, 2018 by the Cuyama Joint Unified School District (CJUSD) and began serving students in grades K-12 on September 3, 2019. California Connections Academy Central Coast serves students in Ventura, Santa Barbara, and San Luis Obispo counties.

The mission of California Connections Academy Central Coast is to educate and empower compassionate global citizens by leveraging 21st century education resources on behalf of students who need a more personalized approach to learning to maximize these students' potential and meet the highest performance standards. This mission is accomplished through a uniquely individualized learning program that combines the best in virtual education with real connections among students, family, teachers, and the community to promote academic and emotional success for every learner. Every California Connections Academy Central Coast student has a Personalized Learning Plan and an entire team of experts committed to the student's successful fulfillment of that plan. California Connections Academy Central Coast is a high-quality, high-tech, high-interaction virtual "school without walls" that brings out the best in every student through Personalized Performance Learning.

California Connections Academy Central Coast is tailor-made for a diverse array of students who would benefit from a quality alternative to the traditional brick-and-mortar classroom. These include students whose families seek direct involvement in their education; students who are homebound due to illness or disability; exceptional students who are far ahead of or far behind their peers in school; young people pursuing artistic or athletic careers that require a flexible school schedule; students in group homes or institutions; and students at risk of academic failure who may particularly benefit from intensive, personalized instruction.

California Connections Academy Central Coast represents an outstanding educational choice for families in Santa Barbara County and contiguous counties. Students will benefit from instruction that is individualized, personalized, and flexible. The ultimate focus of this "high-tech, high-interaction" instructional model is student achievement. The California Connections Academy Central Coast Board contracts with Pearson Virtual Schools to provide the online school platform, the curriculum and other services. Parents pay no tuition for their students to attend California Connections Academy Central Coast. Students are considered to be enrolled in a full time public school. California Connections Academy Central Coast provides textbooks and other instructional materials and equipment. Non-consumable materials and all equipment must be returned if the student is no longer enrolled. Students are expected to take all state-mandated standardized tests in person at proctored locations designated by the school.

About this School

2022-23 Student Enrollment by Grade Level

Grade Level	Number of Students
Kindergarten	6
Grade 1	7
Grade 2	11
Grade 3	7
Grade 4	3
Grade 5	3
Grade 6	10
Grade 7	8
Grade 8	12
Grade 9	13
Grade 10	14
Grade 11	13
Grade 12	11
Total Enrollment	118

2022-23 Student Enrollment by Student Group

Student Group	Percent of Total Enrollment
Female	50.8%
Male	49.2%
Asian	4.2%
Black or African American	3.4%
Filipino	0.8%
Hispanic or Latino	43.2%
Two or More Races	9.3%
White	39%
English Learners	4.2%
Homeless	6.8%
Socioeconomically Disadvantaged	45.8%
Students with Disabilities	11%

A. Conditions of Learning State Priority: Basic

The SARC provides the following information relevant to the State priority: Basic (Priority 1):

- Degree to which teachers are appropriately assigned and fully credentialed in the subject area and for the pupils they are teaching;
- Pupils have access to standards-aligned instructional materials; and
- School facilities are maintained in good repair

2020-21 Teacher Preparation and Placement

Authorization/Assignment	School Number	School Percent	District Number	District Percent	State Number	State Percent
Fully (Preliminary or Clear) Credentialed for Subject and Student Placement (properly assigned)	0.80	87.25	7.30	56.53	228366.10	83.12
Intern Credential Holders Properly Assigned	0.00	0.00	0.50	3.84	4205.90	1.53
Teachers Without Credentials and Misassignments (“ineffective” under ESSA)	0.00	0.00	0.50	3.84	11216.70	4.08
Credentialed Teachers Assigned Out-of-Field (“out-of-field” under ESSA)	0.00	8.82	4.60	35.48	12115.80	4.41
Unknown	0.00	1.96	0.00	0.15	18854.30	6.86
Total Teaching Positions	1.00	100.00	13.00	100.00	274759.10	100.00

Note: The data in this table is based on Full Time Equivalent (FTE) status. One FTE equals one staff member working full time; one FTE could also represent two staff members who each work 50 percent of full time. Additionally, an assignment is defined as a position that an educator is assigned based on setting, subject, and grade level. An authorization is defined as the services that an educator is authorized to provide to students.

2021-22 Teacher Preparation and Placement

Authorization/Assignment	School Number	School Percent	District Number	District Percent	State Number	State Percent
Fully (Preliminary or Clear) Credentialed for Subject and Student Placement (properly assigned)	1.50	90.91	8.10	69.53	234405.20	84.00
Intern Credential Holders Properly Assigned	0.00	0.00	0.00	0.00	4853.00	1.74
Teachers Without Credentials and Misassignments (“ineffective” under ESSA)	0.00	0.00	0.00	0.00	12001.50	4.30
Credentialed Teachers Assigned Out-of-Field (“out-of-field” under ESSA)	0.10	6.06	2.70	23.18	11953.10	4.28
Unknown	0.00	2.42	0.80	7.21	15831.90	5.67
Total Teaching Positions	1.60	100.00	11.60	100.00	279044.80	100.00

The CDE published the first year of available teacher data for the 2020-21 SARC in June 2022, and the CDE published the second year of data for the 2021-22 SARC in June 2023. The EC Section 33126(b)(5) requires the most recent three years of teacher data to be requested in the SARC, as data is available. The teacher data for the 2022-23 SARC will not be available prior to February 1, 2024, and therefore is not included in the template.

Note: The data in this table is based on Full-Time Equivalent (FTE) status. One FTE equals one staff member working full time; one FTE could also represent two staff members who each work 50 percent of full time. Additionally, an assignment is defined as a position that an educator is assigned based on setting, subject, and grade level. An authorization is defined as the services that an educator is authorized to provide to students.

Teachers Without Credentials and Misassignments (considered “ineffective” under ESSA)

Authorization/Assignment	2020-21	2021-22
Permits and Waivers	0.00	0.00
Misassignments	0.00	0.00
Vacant Positions	0.00	0.00
Total Teachers Without Credentials and Misassignments	0.00	0.00

The teacher data for the 2022-23 SARC will not be available prior to February 1, 2024, and therefore is not included in the template.

Credentialed Teachers Assigned Out-of-Field (considered “out-of-field” under ESSA)

Indicator	2020-21	2021-22
Credentialed Teachers Authorized on a Permit or Waiver	0.00	0.00
Local Assignment Options	0.00	0.00
Total Out-of-Field Teachers	0.00	0.10

The teacher data for the 2022-23 SARC will not be available prior to February 1, 2024, and therefore is not included in the template.

Class Assignments

Indicator	2020-21	2021-22
Misassignments for English Learners (a percentage of all the classes with English learners taught by teachers that are misassigned)	0	0
No credential, permit or authorization to teach (a percentage of all the classes taught by teachers with no record of an authorization to teach)	0	0

The teacher data for the 2022-23 SARC will not be available prior to February 1, 2024, and therefore is not included in the template.

Note: For more information refer to the Updated Teacher Equity Definitions web page at <https://www.cde.ca.gov/pd/ee/teacherequitydefinitions.asp>.

2023-24 Quality, Currency, Availability of Textbooks and Other Instructional Materials

Year and month in which the data were collected		01/2023	
Subject	Textbooks and Other Instructional Materials/year of Adoption	From Most Recent Adoption ?	Percent Students Lacking Own Assigned Copy
Reading/Language Arts	Charters are not mandated to use state-adopted curriculum. All students receive online and offline materials needed to complete their course of study. The Board of Directors approves the curriculum, textbook, and instructional material	Yes	0

selections annually. The Pearson Virtual Schools branded curriculum, including assessments, is aligned to the California Common Core State Standards, California Content Standards and Next Generation Science Standards, as adopted by the State Board of Education for English-Language Arts, Mathematics, Health Education, History-Social Science, Physical Education, Science, Visual and Performing Arts, and World Languages. Additional alignments are conducted for “a” to “g” guidelines. The curriculum is updated regularly based on a rigorous analysis of student performance on state standards as measured by state testing results and internal assessments. The high quality proprietary curriculum integrates textbooks, lesson plans, and other content from a variety of leading publishers including Pearson, McGraw-Hill, and Zaner-Bloser, many of which are already on the state’s approved list. In addition to high-quality virtual and print textbook resources, the curriculum features technology-based content from providers such as Grolier Online, BrainPOP, Houghton Mifflin Harcourt, and Discovery Education. Pearson Virtual School’s proprietary and highly effective online animated Teachlets® tutorials, which introduce challenging topics and provide interactive practice, are also included. LiveLesson® sessions, which provide for real-time web conferencing with individual and small groups of students using voice over IP, chat, electronic whiteboard, and shared web surfing, allows teachers and students to interact with one another in real time in a ‘virtual classroom.’

For the most recent complete curriculum Program Guide, please visit the following URL
[:https://www.connectionsacademy.com/california-online-school/academics/curriculum/](https://www.connectionsacademy.com/california-online-school/academics/curriculum/)

Mathematics

Charters are not mandated to use state-adopted curriculum. All students receive online and offline materials needed to complete their course of study. The Board of Directors approves the curriculum, textbook, and instructional material selections annually. The Pearson Virtual Schools branded curriculum, including assessments, is aligned to the California Common Core State Standards, California Content Standards and Next Generation Science Standards, as adopted by the State Board of Education for English-Language Arts, Mathematics, Health Education, History-Social Science, Physical Education, Science, Visual and Performing Arts, and World Languages. Additional alignments are conducted for “a” to “g” guidelines. The curriculum is updated regularly based on a rigorous analysis of student performance on state standards as measured by state testing results and internal assessments. The high quality proprietary curriculum integrates textbooks, lesson plans, and other content from a variety of leading publishers including Pearson, McGraw-Hill, and Zaner-Bloser, many of which are already on the state’s approved list. In addition to high-quality virtual and print textbook resources, the curriculum features technology-based content from providers such as Grolier Online, BrainPOP, Houghton Mifflin Harcourt, and Discovery Education. Pearson Virtual School’s proprietary and highly effective online animated Teachlets® tutorials, which introduce challenging topics and provide interactive practice, are also included. LiveLesson® sessions, which provide for real-time web conferencing with individual

Yes

0

	<p>and small groups of students using voice over IP, chat, electronic whiteboard, and shared web surfing, allows teachers and students to interact with one another in real time in a 'virtual classroom.'</p> <p>For the most recent complete curriculum Program Guide, please visit the following URL :https://www.connectionsacademy.com/california-online-school/academics/curriculum/</p>		
<p>Science</p>	<p>Charters are not mandated to use state-adopted curriculum. All students receive online and offline materials needed to complete their course of study. The Board of Directors approves the curriculum, textbook, and instructional material selections annually. The Pearson Virtual Schools branded curriculum, including assessments, is aligned to the California Common Core State Standards, California Content Standards and Next Generation Science Standards, as adopted by the State Board of Education for English-Language Arts, Mathematics, Health Education, History-Social Science, Physical Education, Science, Visual and Performing Arts, and World Languages. Additional alignments are conducted for "a" to "g" guidelines. The curriculum is updated regularly based on a rigorous analysis of student performance on state standards as measured by state testing results and internal assessments. The high quality proprietary curriculum integrates textbooks, lesson plans, and other content from a variety of leading publishers including Pearson, McGraw-Hill, and Zaner-Bloser, many of which are already on the state's approved list. In addition to high-quality virtual and print textbook resources, the curriculum features technology-based content from providers such as Grolier Online, BrainPOP, Houghton Mifflin Harcourt, and Discovery Education. Pearson Virtual School's proprietary and highly effective online animated Teachlets® tutorials, which introduce challenging topics and provide interactive practice, are also included. LiveLesson® sessions, which provide for real-time web conferencing with individual and small groups of students using voice over IP, chat, electronic whiteboard, and shared web surfing, allows teachers and students to interact with one another in real time in a 'virtual classroom.'</p> <p>For the most recent complete curriculum Program Guide, please visit the following URL :https://www.connectionsacademy.com/california-online-school/academics/curriculum/</p>	<p>Yes</p>	<p>0</p>
<p>History-Social Science</p>	<p>Charters are not mandated to use state-adopted curriculum. All students receive online and offline materials needed to complete their course of study. The Board of Directors approves the curriculum, textbook, and instructional material selections annually. The Pearson Virtual Schools branded curriculum, including assessments, is aligned to the California Common Core State Standards, California Content Standards and Next Generation Science Standards, as adopted by the State Board of Education for English-Language Arts, Mathematics, Health Education, History-Social Science, Physical Education, Science, Visual and Performing Arts, and World Languages. Additional alignments are conducted for "a" to "g" guidelines. The curriculum is updated regularly based on a rigorous analysis of student performance on state standards as measured by</p>	<p>Yes</p>	<p>0</p>

state testing results and internal assessments. The high quality proprietary curriculum integrates textbooks, lesson plans, and other content from a variety of leading publishers including Pearson, McGraw-Hill, and Zaner-Bloser, many of which are already on the state’s approved list. In addition to high-quality virtual and print textbook resources, the curriculum features technology-based content from providers such as Grolier Online, BrainPOP, Houghton Mifflin Harcourt, and Discovery Education. Pearson Virtual School’s proprietary and highly effective online animated Teachlets® tutorials, which introduce challenging topics and provide interactive practice, are also included. LiveLesson® sessions, which provide for real-time web conferencing with individual and small groups of students using voice over IP, chat, electronic whiteboard, and shared web surfing, allows teachers and students to interact with one another in real time in a ‘virtual classroom.’

For the most recent complete curriculum Program Guide, please visit the following URL
[:https://www.connectionsacademy.com/california-online-school/academics/curriculum/](https://www.connectionsacademy.com/california-online-school/academics/curriculum/)

Foreign Language

Charters are not mandated to use state-adopted curriculum. All students receive online and offline materials needed to complete their course of study. The Board of Directors approves the curriculum, textbook, and instructional material selections annually. The Pearson Virtual Schools branded curriculum, including assessments, is aligned to the California Common Core State Standards, California Content Standards and Next Generation Science Standards, as adopted by the State Board of Education for English-Language Arts, Mathematics, Health Education, History-Social Science, Physical Education, Science, Visual and Performing Arts, and World Languages. Additional alignments are conducted for “a” to “g” guidelines. The curriculum is updated regularly based on a rigorous analysis of student performance on state standards as measured by state testing results and internal assessments. The high quality proprietary curriculum integrates textbooks, lesson plans, and other content from a variety of leading publishers including Pearson, McGraw-Hill, and Zaner-Bloser, many of which are already on the state’s approved list. In addition to high-quality virtual and print textbook resources, the curriculum features technology-based content from providers such as Grolier Online, BrainPOP, Houghton Mifflin Harcourt, and Discovery Education. Pearson Virtual School’s proprietary and highly effective online animated Teachlets® tutorials, which introduce challenging topics and provide interactive practice, are also included. LiveLesson® sessions, which provide for real-time web conferencing with individual and small groups of students using voice over IP, chat, electronic whiteboard, and shared web surfing, allows teachers and students to interact with one another in real time in a ‘virtual classroom.’

Yes

0

For the most recent complete curriculum Program Guide, please visit the following URL
[:https://www.connectionsacademy.com/california-online-school/academics/curriculum/](https://www.connectionsacademy.com/california-online-school/academics/curriculum/)

<p>Health</p>	<p>Charters are not mandated to use state-adopted curriculum. All students receive online and offline materials needed to complete their course of study. The Board of Directors approves the curriculum, textbook, and instructional material selections annually. The Pearson Virtual Schools branded curriculum, including assessments, is aligned to the California Common Core State Standards, California Content Standards and Next Generation Science Standards, as adopted by the State Board of Education for English-Language Arts, Mathematics, Health Education, History-Social Science, Physical Education, Science, Visual and Performing Arts, and World Languages. Additional alignments are conducted for “a” to “g” guidelines. The curriculum is updated regularly based on a rigorous analysis of student performance on state standards as measured by state testing results and internal assessments. The high quality proprietary curriculum integrates textbooks, lesson plans, and other content from a variety of leading publishers including Pearson, McGraw-Hill, and Zaner-Bloser, many of which are already on the state’s approved list. In addition to high-quality virtual and print textbook resources, the curriculum features technology-based content from providers such as Grolier Online, BrainPOP, Houghton Mifflin Harcourt, and Discovery Education. Pearson Virtual School’s proprietary and highly effective online animated Teachlets® tutorials, which introduce challenging topics and provide interactive practice, are also included. LiveLesson® sessions, which provide for real-time web conferencing with individual and small groups of students using voice over IP, chat, electronic whiteboard, and shared web surfing, allows teachers and students to interact with one another in real time in a ‘virtual classroom.’</p> <p>For the most recent complete curriculum Program Guide, please visit the following URL :https://www.connectionsacademy.com/california-online-school/academics/curriculum/</p>	<p>Yes</p>	<p>0</p>
----------------------	---	------------	----------

<p>Visual and Performing Arts</p>	<p>Charters are not mandated to use state-adopted curriculum. All students receive online and offline materials needed to complete their course of study. The Board of Directors approves the curriculum, textbook, and instructional material selections annually. The Pearson Virtual Schools branded curriculum, including assessments, is aligned to the California Common Core State Standards, California Content Standards and Next Generation Science Standards, as adopted by the State Board of Education for English-Language Arts, Mathematics, Health Education, History-Social Science, Physical Education, Science, Visual and Performing Arts, and World Languages. Additional alignments are conducted for “a” to “g” guidelines. The curriculum is updated regularly based on a rigorous analysis of student performance on state standards as measured by state testing results and internal assessments. The high quality proprietary curriculum integrates textbooks, lesson plans, and other content from a variety of leading publishers including Pearson, McGraw-Hill, and Zaner-Bloser, many of which are already on the state’s approved list. In addition to high-quality virtual and print textbook resources, the curriculum features technology-based content from providers such as Grolier Online, BrainPOP, Houghton Mifflin Harcourt, and Discovery Education. Pearson Virtual School’s</p>	<p>Yes</p>	<p>0</p>
--	--	------------	----------

proprietary and highly effective online animated Teachlets® tutorials, which introduce challenging topics and provide interactive practice, are also included. LiveLesson® sessions, which provide for real-time web conferencing with individual and small groups of students using voice over IP, chat, electronic whiteboard, and shared web surfing, allows teachers and students to interact with one another in real time in a ‘virtual classroom.’

For the most recent complete curriculum Program Guide, please visit the following URL
[:https://www.connectionsacademy.com/california-online-school/academics/curriculum/](https://www.connectionsacademy.com/california-online-school/academics/curriculum/)

School Facility Conditions and Planned Improvements

California Connections Academy Central Coast is a virtual school site and so does not have a physical facility, but it does share office space (e.g. for housing school records) with other California Connections Academy schools. These shared administrative offices are located in office space within relatively new commercial business parks in Ripon and San Juan Capistrano, CA.

Year and month of the most recent FIT report N/A

System Inspected	Rate Good	Rate Fair	Rate Poor	Repair Needed and Action Taken or Planned
Systems: Gas Leaks, Mechanical/HVAC, Sewer				
Interior: Interior Surfaces				
Cleanliness: Overall Cleanliness, Pest/Vermin Infestation				
Electrical				
Restrooms/Fountains: Restrooms, Sinks/ Fountains				
Safety: Fire Safety, Hazardous Materials				
Structural: Structural Damage, Roofs				
External: Playground/School Grounds, Windows/ Doors/Gates/Fences				

Overall Facility Rate

Exemplary	Good	Fair	Poor
-----------	------	------	------

B. Pupil Outcomes

State Priority: Pupil Achievement

The SARC provides the following information relevant to the State priority: Pupil Achievement (Priority 4):

Statewide Assessments

(i.e., California Assessment of Student Performance and Progress [CAASPP] System includes the Smarter Balanced Summative Assessments for students in the general education population and the California Alternate Assessments [CAAs] for English language arts/literacy [ELA] and mathematics given in grades three through eight and grade eleven. Only eligible students may participate in the administration of the CAAs. CAAs items are aligned with alternate achievement standards, which are linked with the Common Core State Standards [CCSS] for students with the most significant cognitive disabilities).

The CAASPP System encompasses the following assessments and student participation requirements:

1. **Smarter Balanced Summative Assessments and CAAs for ELA** in grades three through eight and grade eleven.
2. **Smarter Balanced Summative Assessments and CAAs for mathematics** in grades three through eight and grade eleven.
3. **California Science Test (CAST) and CAAs for Science** in grades five, eight, and once in high school (i.e., grade ten, eleven, or twelve).

College and Career Ready

The percentage of students who have successfully completed courses that satisfy the requirements for entrance to the University of California and the California State University, or career technical education sequences or programs of study.

Percentage of Students Meeting or Exceeding the State Standard on CAASPP

This table displays CAASPP test results in ELA and mathematics for all students grades three through eight and grade eleven taking and completing a state-administered assessment.

Percentages are not calculated when the number of students tested is ten or less, either because the number of students in this category is too small for statistical accuracy or to protect student privacy.

ELA and mathematics test results include the Smarter Balanced Summative Assessment and the CAA. The “Percent Met or Exceeded” is calculated by taking the total number of students who met or exceeded the standard on the Smarter Balanced Summative Assessment plus the total number of students who met the standard (i.e., achieved Level 3-Alternate) on the CAAs divided by the total number of students who participated in both assessments.

Subject	School 2021-22	School 2022-23	District 2021-22	District 2022-23	State 2021-22	State 2022-23
English Language Arts/Literacy (grades 3-8 and 11)	61	46	43	44	47	46
Mathematics (grades 3-8 and 11)	45	33	25	22	33	34

2022-23 CAASPP Test Results in ELA by Student Group

This table displays CAASPP test results in ELA by student group for students grades three through eight and grade eleven taking and completing a state-administered assessment.

ELA test results include the Smarter Balanced Summative Assessment and the CAA. The “Percent Met or Exceeded” is calculated by taking the total number of students who met or exceeded the standard on the Smarter Balanced Summative Assessment plus the total number of students who met the standard (i.e., achieved Level 3-Alternate) on the CAAs divided by the total number of students who participated in both assessments.

Double dashes (--) appear in the table when the number of students is ten or less, either because the number of students in this category is too small for statistical accuracy or to protect student privacy.

The number of students tested includes all students who participated in the test whether they received a score or not; however, the number of students tested is not the number that was used to calculate the achievement level percentages. The achievement level percentages are calculated using only students who received scores.

CAASPP Student Groups	CAASPP Total Enrollment	CAASPP Number Tested	CAASPP Percent Tested	CAASPP Percent Not Tested	CAASPP Percent Met or Exceeded
All Students	53	41	77.36	22.64	46.34
Female	27	22	81.48	18.52	40.91
Male	25	18	72.00	28.00	50.00
American Indian or Alaska Native	0	0	0	0	0
Asian	--	--	--	--	--
Black or African American	--	--	--	--	--
Filipino	0	0	0	0	0
Hispanic or Latino	19	14	73.68	26.32	42.86
Native Hawaiian or Pacific Islander	0	0	0	0	0
Two or More Races	--	--	--	--	--
White	22	17	77.27	22.73	47.06
English Learners	--	--	--	--	--
Foster Youth	0	0	0	0	0
Homeless	0	0	0	0	0
Military	0	0	0	0	0
Socioeconomically Disadvantaged	20	15	75.00	25.00	40.00
Students Receiving Migrant Education Services	0	0	0	0	0
Students with Disabilities	--	--	--	--	--

2022-23 CAASPP Test Results in Math by Student Group

This table displays CAASPP test results in Math by student group for students grades three through eight and grade eleven taking and completing a state-administered assessment.

Mathematics test results include the Smarter Balanced Summative Assessment and the CAA. The “Percent Met or Exceeded” is calculated by taking the total number of students who met or exceeded the standard on the Smarter Balanced Summative Assessment plus the total number of students who met the standard (i.e., achieved Level 3-Alternate) on the CAAs divided by the total number of students who participated in both assessments.

Double dashes (--) appear in the table when the number of students is ten or less, either because the number of students in this category is too small for statistical accuracy or to protect student privacy.

The number of students tested includes all students who participated in the test whether they received a score or not; however, the number of students tested is not the number that was used to calculate the achievement level percentages. The achievement level percentages are calculated using only students who received scores.

CAASPP Student Groups	CAASPP Total Enrollment	CAASPP Number Tested	CAASPP Percent Tested	CAASPP Percent Not Tested	CAASPP Percent Met or Exceeded
All Students	53	41	77.36	22.64	32.50
Female	27	22	81.48	18.52	14.29
Male	25	18	72.00	28.00	50.00
American Indian or Alaska Native	0	0	0	0	0
Asian	--	--	--	--	--
Black or African American	--	--	--	--	--
Filipino	0	0	0	0	0
Hispanic or Latino	19	14	73.68	26.32	7.69
Native Hawaiian or Pacific Islander	0	0	0	0	0
Two or More Races	--	--	--	--	--
White	22	17	77.27	22.73	47.06
English Learners	--	--	--	--	--
Foster Youth	0	0	0	0	0
Homeless	0	0	0	0	0
Military	0	0	0	0	0
Socioeconomically Disadvantaged	20	15	75.00	25.00	14.29
Students Receiving Migrant Education Services	0	0	0	0	0
Students with Disabilities	--	--	--	--	--

CAASPP Test Results in Science for All Students

This table displays the percentage of all students grades five, eight, and High School meeting or exceeding the State Standard.

Science test results include the CAST and the CAA. The “Percent Met or Exceeded” is calculated by taking the total number of students who met or exceeded the standard on the CAST plus the total number of students who met the standard (i.e., achieved Level 3-Alternate) on the CAAs divided by the total number of students who participated in both assessments.

The number of students tested includes all students who participated in the test whether they received a score or not; however, the number of students tested is not the number that was used to calculate the achievement level percentages. The achievement level percentages are calculated using only students who received scores.

Subject	School 2021-22	School 2022-23	District 2021-22	District 2022-23	State 2021-22	State 2022-23
Science (grades 5, 8 and high school)	40.74	42.31	19.57	26.47	29.47	30.29

2022-23 CAASPP Test Results in Science by Student Group

This table displays CAASPP test results in Science by student group for students grades five, eight, and High School. Double dashes (--) appear in the table when the number of students is ten or less, either because the number of students in this category is too small for statistical accuracy or to protect student privacy.

Student Group	Total Enrollment	Number Tested	Percent Tested	Percent Not Tested	Percent Met or Exceeded
All Students	35	26	74.29	25.71	42.31
Female	21	16	76.19	23.81	25.00
Male	13	9	69.23	30.77	--
American Indian or Alaska Native	0	0	0	0	0
Asian	--	--	--	--	--
Black or African American	--	--	--	--	--
Filipino	0	0	0	0	0
Hispanic or Latino	15	9	60.00	40.00	--
Native Hawaiian or Pacific Islander	0	0	0	0	0
Two or More Races	--	--	--	--	--
White	11	9	81.82	18.18	--
English Learners	--	--	--	--	--
Foster Youth	0	0	0	0	0
Homeless	0	0	0	0	0
Military	0	0	0	0	0
Socioeconomically Disadvantaged	14	11	78.57	21.43	18.18
Students Receiving Migrant Education Services	0	0	0	0	0
Students with Disabilities	--	--	--	--	--

2022-23 Career Technical Education Programs

California Connections Academy offers several CTE courses. The courses are designed to be high-interest and also focused on career preparation. All students are eligible to take these courses and our counseling staff works diligently to match the courses to student interests when including them in a schedule. CTE courses offered at California Connections Academy are as follows:

Advertising and Sales Promotion
 Anatomy and Physiology
 AP Computer Science A A
 AP Computer Science A B
 AP Computer Science Principles A
 AP Computer Science Principles B
 Business Applications
 Career Planning and Skill Development
 Careers in Criminal Justice 1 A
 Careers in Criminal Justice 1 B
 Coding 1 A
 Coding 1 B
 College Prep with ACT
 College Prep with SAT
 Computing for College and Careers 1 A
 Computing for College and Careers 1 B
 Concepts of Engineering & Technology
 Cosmetology I A: Cutting Edge Styles
 Cosmetology I B: Cutting Edge Styles
 Cosmetology 2
 Culinary Arts and Hospitality II: Culinary Arts A
 Culinary Arts and Hospitality II: Culinary Arts B
 Culinary Arts and Hospitality Management A
 Culinary Arts and Hospitality Management B
 Developmental Writing
 Entrepreneurship: Starting Your Own Business A
 Entrepreneurship: Starting Your Own Business B
 Health, Safety, and Nutrition
 Human Resource Management
 International Business
 Internship & Work Study A
 Internship & Work Study B
 Introduction to Business
 Introduction to Communication
 Introduction to Criminal Justice
 Introduction to Early Childhood Education
 Introduction to Finance
 Introduction to Homeland Security
 Introduction to Law
 Introduction to Medical Assisting
 Introduction to Psychology
 Introduction to Sociology
 Introduction to the Paralegal Profession
 Introductory Astronomy
 Leadership and Supervision in Business
 Medical Law and Ethics
 Medical Terminology
 Principles of Management
 Principles of Marketing
 Public Speaking
 Research Methods

2022-23 Career Technical Education (CTE) Participation

Measure	CTE Program Participation
Number of Pupils Participating in CTE	
Percent of Pupils that Complete a CTE Program and Earn a High School Diploma	
Percent of CTE Courses that are Sequenced or Articulated Between the School and Institutions of Postsecondary Education	

Course Enrollment/Completion

This table displays the course enrollment/completion of University of California (UC) and/or California State University (CSU) admission requirements.

UC/CSU Course Measure	Percent
2022-23 Pupils Enrolled in Courses Required for UC/CSU Admission	96.08
2021-22 Graduates Who Completed All Courses Required for UC/CSU Admission	0

B. Pupil Outcomes

State Priority: Other Pupil Outcomes

The SARC provides the following information relevant to the State priority: Other Pupil Outcomes (Priority 8): Pupil outcomes in the subject area of physical education.

2022-23 California Physical Fitness Test Results

This table displays the percentage of students participating in each of the five fitness components of the California Physical Fitness Test Results. The administration of the PFT during 2021-22 and 2022-23 school years, only participation results are required for these five fitness areas. Percentages are not calculated and double dashes (--) appear in the table when the number of students tested is ten or less, either because the number of students in this category is too small for statistical accuracy or to protect student privacy.

Grade Level	Component 1: Aerobic Capacity	Component 2: Abdominal Strength and Endurance	Component 3: Trunk Extensor and Strength and Flexibility	Component 4: Upper Body Strength and Endurance	Component 5: Flexibility
Grade 5	--	--	--	--	--
Grade 7	--	--	--	--	--
Grade 9	--	--	--	--	--

C. Engagement

State Priority: Parental Involvement

The SARC provides the following information relevant to the State priority: Parental Involvement (Priority 3): Efforts the school district makes to seek parent input in making decisions regarding the school district and at each school site.

2023-24 Opportunities for Parental Involvement

Parents and other caretakers have the opportunity to be a part of their child’s learning journey and play a critical role in student success. As a “Learning Coach”, parents help their children stay on track, assist with academic monitoring, support in-person socialization opportunities, and more. Teachers, along with parents, proactively identify and work to address student challenges as well as celebrate student successes. Parents monitor student attendance and lesson completion daily. To enhance student learning, parents have the opportunity to interact with teachers during normal school hours which in turn builds positive parent/teacher relationships. Middle school and high school parents are actively involved in progress monitoring and other relevant meetings as needed; these meetings are held at a frequency relevant to the needs of the student. Elementary parents are required to speak with homeroom teachers at least three times per school year and many typically do so more often.

Students and their parents are offered the opportunity to participate in a variety of school-sponsored activities, including official field trips, schoolwide social events, and college tours. Parents may be involved in supporting their children’s philanthropic efforts such as those involved with the school’s chapters of National Junior Honor Society and National Honor Society. Parents take part in the School Advisory Committee meetings, which advise the board and administration on topics such as Title programs and the LCAP. They also have the opportunity to take part in the Caretaker and Administration Collaboration Meeting that allows for a less formal conversation where parents can ask more in depth questions and further our discussion surrounding our school and school goals. A popular private Facebook page provides opportunities for parents to interact and communicate about a variety of topics.

The school’s counseling team offers parent workshops that draw on building students’ social-emotional learning skills: self-awareness, self-regulation, social awareness, responsible decision making, and relationship skills. Sessions take place weekly throughout most of the school year and consist of information, engagement, open discussion, and a forum for caretakers to ask any questions related to mental health. All new parents/Learning Coaches are provided access to an online orientation and are encouraged to complete it prior to enrollment. Numerous supplemental orientations and live online sessions are offered to help new families transition easily into the school; new and returning families may also engage in online sessions dedicated to a myriad of topics such as how to best foster growth mindsets, understanding gifted students, and more. In addition to students’ homeroom teachers, the school gives parents the opportunity to engage with school staff called “Learning Coach Mentors” who proactively support new parents; Learning Coach Mentors may also assist returning parents who are having difficulties in fulfilling their crucial role in their student’s education. To further engage parents and enhance school operations, a parent satisfaction survey conducted by an independent third party firm serves to gather parent feedback annually. Parents are encouraged and reminded that the Technical Support team can be contacted by phone or via a link in the school’s Educational Management System for assistance with technical issues, complaints, and concerns.

C. Engagement

State Priority: Pupil Engagement

The SARC provides the following information relevant to the State priority: Pupil Engagement (Priority 5):

- High school dropout rates;
- High school graduation rates; and
- Chronic Absenteeism

Dropout Rate and Graduation Rate (Four-Year Cohort Rate)

Indicator	School 2020-21	School 2021-22	School 2022-23	District 2020-21	District 2021-22	District 2022-23	State 2020-21	State 2021-22	State 2022-23
Dropout Rate		9.1	--	75.8	31	0	9.4	7.8	8.2
Graduation Rate		90.9	--	24.2	65.5	100	83.6	87	86.2

2022-23 Graduation Rate by Student Group (Four-Year Cohort Rate)

This table displays the 2022-23 graduation rate by student group. For information on the Four-Year Adjusted Cohort Graduation Rate (ACGR), visit the CDE Adjusted Cohort Graduation Rate web page at www.cde.ca.gov/ds/ad/acgrinfo.asp.

Student Group	Number of Students in Cohort	Number of Cohort Graduates	Cohort Graduation Rate
All Students	--	--	--
Female	--	--	--
Male	--	--	--
Non-Binary			
American Indian or Alaska Native	0	0	0.00
Asian	0	0	0.00
Black or African American	0	0	0.00
Filipino	--	--	--
Hispanic or Latino	--	--	--
Native Hawaiian or Pacific Islander	0	0	0.00
Two or More Races	--	--	--
White	--	--	--
English Learners	--	--	--
Foster Youth	0.0	0.0	0.0
Homeless	--	--	--
Socioeconomically Disadvantaged	--	--	--
Students Receiving Migrant Education Services	0.0	0.0	0.0
Students with Disabilities	--	--	--

2022-23 Chronic Absenteeism by Student Group

Student Group	Cumulative Enrollment	Chronic Absenteeism Eligible Enrollment	Chronic Absenteeism Count	Chronic Absenteeism Rate
All Students	132	124	16	12.9
Female	68	61	10	16.4
Male	63	62	6	9.7
Non-Binary	1	1	0	0.0
American Indian or Alaska Native	0	0	0	0.0
Asian	5	5	0	0.0
Black or African American	4	4	0	0.0
Filipino	1	1	1	100.0
Hispanic or Latino	57	51	13	25.5
Native Hawaiian or Pacific Islander	0	0	0	0.0
Two or More Races	12	12	1	8.3
White	53	51	1	2.0
English Learners	8	7	3	42.9
Foster Youth	0	0	0	0.0
Homeless	9	9	2	22.2
Socioeconomically Disadvantaged	63	59	13	22.0
Students Receiving Migrant Education Services	0	0	0	0.0
Students with Disabilities	17	16	4	25.0

C. Engagement

State Priority: School Climate

The SARC provides the following information relevant to the State priority: School Climate (Priority 6):

- Pupil suspension rates;
- Pupil expulsion rates; and
- Other local measures on the sense of safety

Suspensions and Expulsions

This table displays suspensions and expulsions data.

Rate	School 2020-21	School 2021-22	School 2022-23	District 2020-21	District 2021-22	District 2022-23	State 2020-21	State 2021-22	State 2022-23
Suspensions	0.00	0.00	0.00	0.00	1.57	0.60	0.20	3.17	3.60
Expulsions	0.00	0.00	0.00	0.00	0.00	0.00	0.00	0.07	0.08

2022-23 Suspensions and Expulsions by Student Group

Student Group	Suspensions Rate	Expulsions Rate
All Students	0	0
Female	0	0
Male	0	0
Non-Binary		
American Indian or Alaska Native	0	0
Asian	0	0
Black or African American	0	0
Filipino	0	0
Hispanic or Latino	0	0
Native Hawaiian or Pacific Islander	0	0
Two or More Races	0	0
White	0	0
English Learners	0	0
Foster Youth	0	0
Homeless	0	0
Socioeconomically Disadvantaged	0	0
Students Receiving Migrant Education Services	0	0
Students with Disabilities	0	0

2023-24 School Safety Plan

Because our charter school is a virtual school, school safety issues differ from a traditional school. There is no physical school site location, therefore, students and staff all work remotely. For students, school safety issues typically include, but are not limited to, Internet safety as well as policies on bullying and harassment. Pearson Online Classroom, the school's Education Management System, provides a closed communication system, which helps ensure online safety for students. For staff members, common school safety issues addressed with training include Internet safety, students in distress, student, parent or staff bullying and harassment, and other topics. Emergency plans and workplace safety policies are also provided for school staff members who work in a school office. We do host in person events including field trips, festivals, state testing and graduation ceremonies. We do have a comprehensive safety plan that includes the COVID-19 Safety Plan that was board approved on 9-28-21. The plan includes all elements required by Ed Code, including but not limited to: child abuse reporting, disaster and criminal incident procedures, and, discipline and due process for students. The school also has a safety committee that meets at regular intervals. We also offer staff CPR training and active shooter training. Additional information about school safety is available upon request.

D. Other SARC Information Information Required in the SARC

The information in this section is required to be in the SARC but is not included in the state priorities for LCFF.

2020-21 Elementary Average Class Size and Class Size Distribution

This table displays the 2020-21 average class size and class size distribution. The columns titled "Number of Classes" indicates how many classes fall into each size category (a range of total students per class). The "Other" category is for multi-grade level classes.

Grade Level	Average Class Size	Number of Classes with 1-20 Students	Number of Classes with 21-32 Students	Number of Classes with 33+ Students
K	4	2		
1	1	1		
2	2	2		
4	8	1		
5	2	1		
6	3	19		

2021-22 Elementary Average Class Size and Class Size Distribution

This table displays the 2021-22 average class size and class size distribution. The columns titled "Number of Classes" indicates how many classes fall into each size category (a range of total students per class). The "Other" category is for multi-grade level classes.

Grade Level	Average Class Size	Number of Classes with 1-20 Students	Number of Classes with 21-32 Students	Number of Classes with 33+ Students
K	4	1		
1	5	1		
2	3	2		
3	2	2		
4	3	1		
5	3	2		
6	1	17		

2022-23 Elementary Average Class Size and Class Size Distribution

This table displays the 2022-23 average class size and class size distribution. The columns titled "Number of Classes" indicates how many classes fall into each size category (a range of total students per class). The "Other" category is for multi-grade level classes.

Grade Level	Average Class Size	Number of Classes with 1-20 Students	Number of Classes with 21-32 Students	Number of Classes with 33+ Students
K	3	2	0	0
1	4	2	0	0
2	6	2	0	0
3	4	2	0	0
4	3	1	0	0
5	2	2	0	0
6	3	23	0	0
Other	0	0	0	0

2020-21 Secondary Average Class Size and Class Size Distribution

This table displays the 2020-21 average class size and class size distribution. The columns titled "Number of Classes" indicates how many classes fall into each size category (a range of total students per classroom). At the secondary school level, this information is reported by subject area rather than grade level.

Subject	Average Class Size	Number of Classes with 1-22 Students	Number of Classes with 23-32 Students	Number of Classes with 33+ Students
English Language Arts	3	18		
Mathematics	2	21		
Science	2	19		
Social Science	2	17		

2021-22 Secondary Average Class Size and Class Size Distribution

This table displays the 2021-22 average class size and class size distribution. The columns titled "Number of Classes" indicates how many classes fall into each size category (a range of total students per classroom). At the secondary school level, this information is reported by subject area rather than grade level.

Subject	Average Class Size	Number of Classes with 1-22 Students	Number of Classes with 23-32 Students	Number of Classes with 33+ Students
English Language Arts	3	22		
Mathematics	3	20		
Science	3	22		
Social Science	3	17		

2022-23 Secondary Average Class Size and Class Size Distribution

This table displays the 2022-23 average class size and class size distribution. The columns titled "Number of Classes" indicates how many classes fall into each size category (a range of total students per classroom). At the secondary school level, this information is reported by subject area rather than grade level.

Subject	Average Class Size	Number of Classes with 1-22 Students	Number of Classes with 23-32 Students	Number of Classes with 33+ Students
English Language Arts	3	26	0	0
Mathematics	3	25	0	0
Science	3	23	0	0
Social Science	3	22	0	0

2022-23 Ratio of Pupils to Academic Counselor

This table displays the ratio of pupils to Academic Counselor. One Full Time Equivalent (FTE) equals one staff member working full time; one FTE could also represent two staff members who each work 50 percent of full time.

Title	Ratio
Pupils to Academic Counselor	590

2022-23 Student Support Services Staff

This table displays the number of FTE support staff assigned to this school. One Full Time Equivalent (FTE) equals one staff member working full time; one FTE could also represent two staff members who each work 50 percent of full time.

Title	Number of FTE Assigned to School
Counselor (Academic, Social/Behavioral or Career Development)	0.2
Library Media Teacher (Librarian)	
Library Media Services Staff (Paraprofessional)	
Psychologist	0
Social Worker	0
Nurse	
Speech/Language/Hearing Specialist	
Resource Specialist (non-teaching)	
Other	

Fiscal Year 2021-22 Expenditures Per Pupil and School Site Teacher Salaries

This table displays the 2021-22 expenditures per pupil and average teacher salary for this school. Cells with N/A values do not require data.

Level	Total Expenditures Per Pupil	Expenditures Per Pupil (Restricted)	Expenditures Per Pupil (Unrestricted)	Average Teacher Salary
School Site	\$10,385.68	\$1,227.75	\$9,157.93	\$61,705.00
District	N/A	N/A	\$23,638	
Percent Difference - School Site and District	N/A	N/A	-88.3	
State	N/A	N/A	\$7,607	\$77,993
Percent Difference - School Site and State	N/A	N/A	32.6	

Fiscal Year 2022-23 Types of Services Funded

Programs provided by the school, in addition to the regular virtual program, include but are not limited to: Gifted/Talented, Special Education, ELL support, academic remediation and intervention programs (for Math at all grade levels and Math and ELA for elementary grade levels 3-5), Career/Technical Education courses, and Specialty Academies for students with talent and interest in athletics, the arts or science/technology.

Fiscal Year 2021-22 Teacher and Administrative Salaries

This table displays the 2021-22 Teacher and Administrative salaries. For detailed information on salaries, see the CDE Certification Salaries & Benefits web page at <http://www.cde.ca.gov/ds/fd/csl/>.

Category	District Amount	State Average for Districts in Same Category
Beginning Teacher Salary		\$47,616
Mid-Range Teacher Salary		\$75,580
Highest Teacher Salary		\$100,485
Average Principal Salary (Elementary)		\$114,067
Average Principal Salary (Middle)		\$123,622
Average Principal Salary (High)		\$125,386
Superintendent Salary		\$157,977
Percent of Budget for Teacher Salaries	25.64%	27.82%
Percent of Budget for Administrative Salaries	4.66%	5.78%

2022-23 Advanced Placement (AP) Courses

This table displays the percent of student in AP courses at this school.

Percent of Students in AP Courses	7.8
--	-----

This table displays the number of AP courses offered at this school where there are student course enrollments of at least one student.

Subject	Number of AP Courses Offered
Computer Science	0
English	1
Fine and Performing Arts	0
Foreign Language	1
Mathematics	1
Science	2
Social Science	2
Total AP Courses Offered	7

Where there are student course enrollments of at least one student.

Professional Development

All teachers have approximately 20 days each school year for professional development and training. In addition, Professional Learning Communities actively meet throughout the school year during time set aside for this important professional development activity which supports student learning through data analysis and professional collaboration.

Training/Professional Learning Elements - The following training and professional learning programs are provided to California Connections Academy teachers:

Professional Development

1. Teacher Orientation Courses

Teacher Orientation Course: Foundations of Instruction - All new teachers complete a self-guided, Pearson Virtual School-developed teacher orientation course. This course is delivered through Pearson Online Classroom and contains lessons, interactive practice activities, assessments, and online tutorials. This course covers “the basics” teachers need to know to effectively do their job, including guidance on how to establish a relationship with students, personalize instruction, effectively grade and provide meaningful feedback, monitor progress, and use our multitiered instructional model. Upon successful completion of this course and its assessments, teachers are ready to begin. Teachers must complete this course within their first 30 days of employment with an overall score of 80% or higher.

Returning Staff Updates - This course is designed for teachers who are returning to Pearson Virtual Schools and have already completed the Teacher Orientation Course. The returning staff update includes information about procedures, Pearson Online Classroom features, and instructional programs that are new or updated for the current school year. A link to the Teacher Orientation Course is included in the returning staff update for reference. To ensure they are aware of changes from the prior school year, returning teachers must complete an assessment with an overall score of 80% or higher during the first 30 days of the school year.

2. Connections Academy Professional Learning Series

Research on effective professional development tells us that professional development should be intensive, ongoing, and connected to practice. We are not effective when we provide stand-alone professional development workshops. Teachers need to try out new ideas and strategies with their students and reflect on the results of these strategies. Intensive professional development, especially when it includes the application of knowledge to planning and instruction, has a greater chance of influencing teaching practices, and in turn, leading to gains in student learning. Pearson Virtual Schools provides teachers with ongoing professional development activities throughout the year. Presenters with various backgrounds and areas of content expertise conduct live tutorial sessions on a rotating basis throughout the school year.

Pearson Online School provides a systematic approach to professional learning for all teachers. Topics for professional learning sessions support our core standards for facilitating student learning, align with the school year cycle, and are driven by our belief that all students can and must learn. Each series is: Intensive – Participants will identify the purpose of educational practices, examine how they can be implemented in the virtual or blended environment, and collaboratively discuss strategies that can be implemented with students.

Ongoing – New instructional strategies and the latest learning research will be connected to topics presented and discussed in prior sessions to demonstrate how specific educational practices form the “big picture” of effect.

Connected to practice – Following each session, participants will apply what they’ve learned to their professional practice. They will integrate precise, targeted strategies into their planning and instruction, and reflect on the outcomes through the Teacher ePortfolio Data View.

3. University Online Instruction Courses

Pearson Virtual School offers up to \$5,250 per year per teacher in tuition reimbursement to support continuing education. Some restrictions apply including enrollment in an accredited program or degree path as well as successful completion of the course(s).

4. Pearson Virtual School Leadership Academy

Pearson Virtual School cultivates internal leadership candidates through a series of meetings that focus on administrative, policy, and operational issues. Candidates who have an interest in future leadership opportunities are selected through an application process. This forum promotes critical thinking in the areas of educational research, administrative practice, and supervisory proficiency as they relate to virtual school leadership. Participants will also be expected to complete a year-long action research project at their school and report on the results at the final meeting of the Leadership Academy.

5. Teacher Central

Teacher Central is a website that is easy to navigate and serves as a one-stop shop for teachers and staff to find guidance on instructional practices, professional learning, and training resources. Each section contains links to resources to support teacher effectiveness, best practices, and tools designed to personalize the learning experience for students. The Teacher Central website supports school-based staff with a variety of recorded tutorials, presentations, guides, and links to resources in 10 key categories:

Professional Development

- Pearson Online Classroom Tools
- Curriculum and Course Support
- Data & Reports
- Enrollment, Placement, and Withdrawal
- Family Engagement
- Multitiered Instructional Support
- Professional Learning and Collaboration
- School Year Cycle
- Teacher Protocols, Policies, and Best Practice
- Live Lesson Sessions

Training and Professional Learning Delivery Models

Pearson Virtual Classroom uses several modes to deliver training and professional learning:

In-Person Training: Recognizing the tenets of effective professional development established by the National Staff Development Council (NSDC), interpersonal connections increase the impact of training for adult learners. Pearson Virtual School’s Academic Training and Support Services team facilitates face-to-face training by school request. This can help establish rapport and promote collegial learning communities that are continued throughout the year via remote interactions. **“Train-the-Trainer”:** Each school selects at least one teacher to serve as a Training Representative to work with members of the Academic Training and Support Services team throughout the year. Training Representatives stay current on and then train teachers at their school on school-year cycle tasks, Pearson Online Classroom updates, and changes to processes. To assist them in this role, Training Representatives are given access to training materials they can customize, such as PowerPoint trainings, one-page guides, and activities to reinforce learning.

Synchronous Web-Based Training: In line with our commitment to use cutting-edge technology to promote learning for students, Pearson Online Classroom also implements this model for teacher training and professional learning. Real-time trainings and professional learning sessions conducted virtually, along with recorded trainings are offered throughout the year on a variety of school-specific and system-wide initiatives. Schools can request additional, school-specific sessions at any time.

Teacher Support During Implementation

California Connections Academy teachers are all assigned supervisors. The supervisors are tasked with monitoring and supporting the teachers during their implementation of professional development activities. They will meet as often as twice a month to ensure implementation is on track.

This table displays the number of school days dedicated to staff development and continuous improvement.

Subject	2021-22	2022-23	2023-24
Number of school days dedicated to Staff Development and Continuous Improvement	20	20	20

California Connections Academy Central Valley

2022-2023 School Accountability Report Card

(Published During the 2023-2024 School Year)

General Information about the School Accountability Report Card (SARC)

SARC Overview



By February 1 of each year, every school in California is required by state law to publish a School Accountability Report Card (SARC). The SARC contains information about the condition and performance of each California public school. Under the Local Control Funding Formula (LCFF) all local educational agencies (LEAs) are required to prepare a Local Control and Accountability Plan (LCAP), which describes how they intend to meet annual school-specific goals for all pupils, with specific activities to address state and local priorities. Additionally, data reported in an LCAP is to be consistent with data reported in the SARC.

- For more information about SARC requirements and access to prior year reports, see the California Department of Education (CDE) SARC web page at <https://www.cde.ca.gov/ta/ac/sa/>.
- For more information about the LCFF or the LCAP, see the CDE LCFF web page at <https://www.cde.ca.gov/fg/aa/lc/>.
- For additional information about the school, parents/guardians and community members should contact the school principal or the district office.

DataQuest



DataQuest is an online data tool located on the CDE DataQuest web page at <https://dq.cde.ca.gov/dataquest/> that contains additional information about this school and comparisons of the school to the district and the county. Specifically, DataQuest is a dynamic system that provides reports for accountability (e.g., test data, enrollment, high school graduates, dropouts, course enrollments, staffing, and data regarding English learners).

California School Dashboard



The California School Dashboard (Dashboard) <https://www.caschooldashboard.org/> reflects California's new accountability and continuous improvement system and provides information about how LEAs and schools are meeting the needs of California's diverse student population. The Dashboard contains reports that display the performance of LEAs, schools, and student groups on a set of state and local measures to assist in identifying strengths, challenges, and areas in need of improvement.

Internet Access

Internet access is available at public libraries and other locations that are publicly accessible (e.g., the California State Library). Access to the Internet at libraries and public locations is generally provided on a first-come, first-served basis. Other use restrictions may include the hours of operation, the length of time that a workstation may be used (depending on availability), the types of software programs available on a workstation, and the ability to print documents.

2023-24 School Contact Information

School Name	California Connections Academy Central Valley
Street	5313 Road 39
City, State, Zip	Alpaugh, Ca, 93201-0009
Phone Number	559-571-2300
Principal	Dr. Richard Savage, Superintendent
Email Address	rsavage@californiaops.org
School Website	https://www.connectionsacademy.com/california-online-school
County-District-School (CDS) Code	54 718030112458

2023-24 District Contact Information

District Name	California Connections Academy Central Valley
Phone Number	(559) 949-8413
Superintendent	Troy Hayes
Email Address	thayes@alpaugh.k12.ca.us
District Website	www.alpaughusd.com

2023-24 School Description and Mission Statement

California Connections Academy Central Valley was first authorized in May of 2006 by Alpaugh Unified School District (AUSD). California Connections Academy Central Valley began serving students on September 5, 2006. California Connections Academy Central Valley serves students in Tulare, Kings, Kern, Inyo, and Fresno counties.

The mission of California Connections Academy Central Valley is to leverage 21st century education resources on behalf of students who need a more personalized approach to learning to maximize these students' potential and meet the highest performance standards. This mission is accomplished through a uniquely individualized learning program that combines the best in virtual education with real connections among students, family, teachers, and the community to promote academic and emotional success for every learner. Every California Connections Academy Central Valley student has a Personalized Learning Plan and an entire team of experts committed to the student's successful fulfillment of that plan. California Connections Academy Central Valley is a high-quality, high-tech, high-interaction virtual "school without walls" that brings out the best in every student through Personalized Performance Learning.

California Connections Academy Central Valley is tailor-made for a diverse array of students who would benefit from a quality alternative to the traditional brick-and-mortar classroom. These include students whose families seek direct involvement in their education; students who are homebound due to illness or disability; exceptional students who are far ahead of or far behind their peers in school; young people pursuing artistic or athletic careers that require a flexible school schedule; students in group homes or institutions; and students at risk of academic failure who may particularly benefit from intensive, personalized instruction.

California Connections Academy Central Valley represents an outstanding educational choice for families in Tulare County and contiguous counties. Students will benefit from instruction that is individualized, personalized, and flexible. The ultimate focus of this "high-tech, high-interaction" instructional model is student achievement. The California Connections Academy Central Valley Board contracts with Pearson Virtual Schools, to provide the online school platform, the curriculum and other services. Parents pay no tuition for their students to attend California Connections Academy Central Valley. Students are considered to be enrolled in a full time public school. CalCA Central Valley provides textbooks and other instructional materials and equipment. Non-consumable materials and all equipment must be returned if the student is no longer enrolled. Students are expected to take all state mandated standardized tests in person at proctored locations designated by the school.

About this School

2022-23 Student Enrollment by Grade Level

Grade Level	Number of Students
Kindergarten	45
Grade 1	40
Grade 2	36
Grade 3	35
Grade 4	29
Grade 5	38
Grade 6	40
Grade 7	62
Grade 8	63
Grade 9	70
Grade 10	77
Grade 11	89
Grade 12	72
Total Enrollment	696

2022-23 Student Enrollment by Student Group

Student Group	Percent of Total Enrollment
Female	53.2%
Male	45.5%
American Indian or Alaska Native	0.3%
Asian	1.6%
Black or African American	3.2%
Filipino	0.1%
Hispanic or Latino	52.2%
Native Hawaiian or Pacific Islander	0.1%
Two or More Races	12.1%
White	30.5%
English Learners	5%
Homeless	1.9%
Socioeconomically Disadvantaged	65.5%
Students with Disabilities	17.5%

A. Conditions of Learning State Priority: Basic

The SARC provides the following information relevant to the State priority: Basic (Priority 1):

- Degree to which teachers are appropriately assigned and fully credentialed in the subject area and for the pupils they are teaching;
- Pupils have access to standards-aligned instructional materials; and
- School facilities are maintained in good repair

2020-21 Teacher Preparation and Placement

Authorization/Assignment	School Number	School Percent	District Number	District Percent	State Number	State Percent
Fully (Preliminary or Clear) Credentialed for Subject and Student Placement (properly assigned)	12.20	86.41	23.60	75.67	228366.10	83.12
Intern Credential Holders Properly Assigned	0.00	0.00	3.30	10.68	4205.90	1.53
Teachers Without Credentials and Misassignments (“ineffective” under ESSA)	0.00	0.00	1.50	5.07	11216.70	4.08
Credentialed Teachers Assigned Out-of-Field (“out-of-field” under ESSA)	1.20	9.13	2.00	6.51	12115.80	4.41
Unknown	0.60	4.46	0.60	2.02	18854.30	6.86
Total Teaching Positions	14.10	100.00	31.10	100.00	274759.10	100.00

Note: The data in this table is based on Full Time Equivalent (FTE) status. One FTE equals one staff member working full time; one FTE could also represent two staff members who each work 50 percent of full time. Additionally, an assignment is defined as a position that an educator is assigned based on setting, subject, and grade level. An authorization is defined as the services that an educator is authorized to provide to students.

2021-22 Teacher Preparation and Placement

Authorization/Assignment	School Number	School Percent	District Number	District Percent	State Number	State Percent
Fully (Preliminary or Clear) Credentialed for Subject and Student Placement (properly assigned)	16.70	89.17	29.50	80.44	234405.20	84.00
Intern Credential Holders Properly Assigned	0.00	0.00	1.00	2.72	4853.00	1.74
Teachers Without Credentials and Misassignments (“ineffective” under ESSA)	0.00	0.00	2.50	6.80	12001.50	4.30
Credentialed Teachers Assigned Out-of-Field (“out-of-field” under ESSA)	1.30	7.09	2.20	6.01	11953.10	4.28
Unknown	0.60	3.68	1.40	4.03	15831.90	5.67
Total Teaching Positions	18.70	100.00	36.70	100.00	279044.80	100.00

The CDE published the first year of available teacher data for the 2020-21 SARC in June 2022, and the CDE published the second year of data for the 2021-22 SARC in June 2023. The EC Section 33126(b)(5) requires the most recent three years of teacher data to be requested in the SARC, as data is available. The teacher data for the 2022-23 SARC will not be available prior to February 1, 2024, and therefore is not included in the template.

Note: The data in this table is based on Full-Time Equivalent (FTE) status. One FTE equals one staff member working full time; one FTE could also represent two staff members who each work 50 percent of full time. Additionally, an assignment is defined as a position that an educator is assigned based on setting, subject, and grade level. An authorization is defined as the services that an educator is authorized to provide to students.

Teachers Without Credentials and Misassignments (considered “ineffective” under ESSA)

Authorization/Assignment	2020-21	2021-22
Permits and Waivers	0.00	0.00
Misassignments	0.00	0.00
Vacant Positions	0.00	0.00
Total Teachers Without Credentials and Misassignments	0.00	0.00

The teacher data for the 2022-23 SARC will not be available prior to February 1, 2024, and therefore is not included in the template.

Credentialed Teachers Assigned Out-of-Field (considered “out-of-field” under ESSA)

Indicator	2020-21	2021-22
Credentialed Teachers Authorized on a Permit or Waiver	0.00	0.30
Local Assignment Options	1.20	1.00
Total Out-of-Field Teachers	1.20	1.30

The teacher data for the 2022-23 SARC will not be available prior to February 1, 2024, and therefore is not included in the template.

Class Assignments

Indicator	2020-21	2021-22
Misassignments for English Learners (a percentage of all the classes with English learners taught by teachers that are misassigned)	0	0
No credential, permit or authorization to teach (a percentage of all the classes taught by teachers with no record of an authorization to teach)	0	0

The teacher data for the 2022-23 SARC will not be available prior to February 1, 2024, and therefore is not included in the template.

Note: For more information refer to the Updated Teacher Equity Definitions web page at <https://www.cde.ca.gov/pd/ee/teacherequitydefinitions.asp>.

2023-24 Quality, Currency, Availability of Textbooks and Other Instructional Materials

Year and month in which the data were collected: 01/2023

Subject	Textbooks and Other Instructional Materials/year of Adoption	From Most Recent Adoption ?	Percent Students Lacking Own Assigned Copy
Reading/Language Arts	Charters are not mandated to use state-adopted curriculum. All students receive online and offline materials needed to complete their course of study. The Board of Directors approves the curriculum, textbook, and instructional material	Yes	0.0 %

selections annually. The Pearson Virtual Schools branded curriculum, including assessments, is aligned to the California Common Core State Standards, California Content Standards and Next Generation Science Standards, as adopted by the State Board of Education for English-Language Arts, Mathematics, Health Education, History-Social Science, Physical Education, Science, Visual and Performing Arts, and World Languages. Additional alignments are conducted for “a” to “g” guidelines. The curriculum is updated regularly based on a rigorous analysis of student performance on state standards as measured by state testing results and internal assessments. The high quality proprietary curriculum integrates textbooks, lesson plans, and other content from a variety of leading publishers including Pearson, McGraw-Hill, and Zaner-Bloser, many of which are already on the state’s approved list. In addition to high-quality virtual and print textbook resources, the curriculum features technology-based content from providers such as Grolier Online, BrainPOP, Houghton Mifflin Harcourt, and Discovery Education. Pearson Virtual School’s proprietary and highly effective online animated Teachlets® tutorials, which introduce challenging topics and provide interactive practice, are also included. LiveLesson® sessions, which provide for real-time web conferencing with individual and small groups of students using voice over IP, chat, electronic whiteboard, and shared web surfing, allows teachers and students to interact with one another in real time in a ‘virtual classroom.’

For the most recent complete curriculum Program Guide, please visit the following URL
[:https://www.connectionsacademy.com/california-online-school/academics/curriculum/](https://www.connectionsacademy.com/california-online-school/academics/curriculum/)

Mathematics

Charters are not mandated to use state-adopted curriculum. All students receive online and offline materials needed to complete their course of study. The Board of Directors approves the curriculum, textbook, and instructional material selections annually. The Pearson Virtual Schools branded curriculum, including assessments, is aligned to the California Common Core State Standards, California Content Standards and Next Generation Science Standards, as adopted by the State Board of Education for English-Language Arts, Mathematics, Health Education, History-Social Science, Physical Education, Science, Visual and Performing Arts, and World Languages. Additional alignments are conducted for “a” to “g” guidelines. The curriculum is updated regularly based on a rigorous analysis of student performance on state standards as measured by state testing results and internal assessments. The high quality proprietary curriculum integrates textbooks, lesson plans, and other content from a variety of leading publishers including Pearson, McGraw-Hill, and Zaner-Bloser, many of which are already on the state’s approved list. In addition to high-quality virtual and print textbook resources, the curriculum features technology-based content from providers such as Grolier Online, BrainPOP, Houghton Mifflin Harcourt, and Discovery Education. Pearson Virtual School’s proprietary and highly effective online animated Teachlets® tutorials, which introduce challenging topics and provide interactive practice, are also included. LiveLesson® sessions, which provide for real-time web conferencing with individual

Yes

0.0 %

and small groups of students using voice over IP, chat, electronic whiteboard, and shared web surfing, allows teachers and students to interact with one another in real time in a 'virtual classroom.'

For the most recent complete curriculum Program Guide, please visit the following URL
[:https://www.connectionsacademy.com/california-online-school/academics/curriculum/](https://www.connectionsacademy.com/california-online-school/academics/curriculum/)

Science

Charters are not mandated to use state-adopted curriculum. All students receive online and offline materials needed to complete their course of study. The Board of Directors approves the curriculum, textbook, and instructional material selections annually. The Pearson Virtual Schools branded curriculum, including assessments, is aligned to the California Common Core State Standards, California Content Standards and Next Generation Science Standards, as adopted by the State Board of Education for English-Language Arts, Mathematics, Health Education, History-Social Science, Physical Education, Science, Visual and Performing Arts, and World Languages. Additional alignments are conducted for "a" to "g" guidelines. The curriculum is updated regularly based on a rigorous analysis of student performance on state standards as measured by state testing results and internal assessments. The high quality proprietary curriculum integrates textbooks, lesson plans, and other content from a variety of leading publishers including Pearson, McGraw-Hill, and Zaner-Bloser, many of which are already on the state's approved list. In addition to high-quality virtual and print textbook resources, the curriculum features technology-based content from providers such as Grolier Online, BrainPOP, Houghton Mifflin Harcourt, and Discovery Education. Pearson Virtual School's proprietary and highly effective online animated Teachlets® tutorials, which introduce challenging topics and provide interactive practice, are also included. LiveLesson® sessions, which provide for real-time web conferencing with individual and small groups of students using voice over IP, chat, electronic whiteboard, and shared web surfing, allows teachers and students to interact with one another in real time in a 'virtual classroom.'

Yes

0.0 %

For the most recent complete curriculum Program Guide, please visit the following URL
[:https://www.connectionsacademy.com/california-online-school/academics/curriculum/](https://www.connectionsacademy.com/california-online-school/academics/curriculum/)

History-Social Science

Charters are not mandated to use state-adopted curriculum. All students receive online and offline materials needed to complete their course of study. The Board of Directors approves the curriculum, textbook, and instructional material selections annually. The Pearson Virtual Schools branded curriculum, including assessments, is aligned to the California Common Core State Standards, California Content Standards and Next Generation Science Standards, as adopted by the State Board of Education for English-Language Arts, Mathematics, Health Education, History-Social Science, Physical Education, Science, Visual and Performing Arts, and World Languages. Additional alignments are conducted for "a" to "g" guidelines. The curriculum is updated regularly based on a rigorous analysis of student performance on state standards as measured by

Yes

0.0 %

state testing results and internal assessments. The high quality proprietary curriculum integrates textbooks, lesson plans, and other content from a variety of leading publishers including Pearson, McGraw-Hill, and Zaner-Bloser, many of which are already on the state’s approved list. In addition to high-quality virtual and print textbook resources, the curriculum features technology-based content from providers such as Grolier Online, BrainPOP, Houghton Mifflin Harcourt, and Discovery Education. Pearson Virtual School’s proprietary and highly effective online animated Teachlets® tutorials, which introduce challenging topics and provide interactive practice, are also included. LiveLesson® sessions, which provide for real-time web conferencing with individual and small groups of students using voice over IP, chat, electronic whiteboard, and shared web surfing, allows teachers and students to interact with one another in real time in a ‘virtual classroom.’

For the most recent complete curriculum Program Guide, please visit the following URL
[:https://www.connectionsacademy.com/california-online-school/academics/curriculum/](https://www.connectionsacademy.com/california-online-school/academics/curriculum/)

Foreign Language

Charters are not mandated to use state-adopted curriculum. All students receive online and offline materials needed to complete their course of study. The Board of Directors approves the curriculum, textbook, and instructional material selections annually. The Pearson Virtual Schools branded curriculum, including assessments, is aligned to the California Common Core State Standards, California Content Standards and Next Generation Science Standards, as adopted by the State Board of Education for English-Language Arts, Mathematics, Health Education, History-Social Science, Physical Education, Science, Visual and Performing Arts, and World Languages. Additional alignments are conducted for “a” to “g” guidelines. The curriculum is updated regularly based on a rigorous analysis of student performance on state standards as measured by state testing results and internal assessments. The high quality proprietary curriculum integrates textbooks, lesson plans, and other content from a variety of leading publishers including Pearson, McGraw-Hill, and Zaner-Bloser, many of which are already on the state’s approved list. In addition to high-quality virtual and print textbook resources, the curriculum features technology-based content from providers such as Grolier Online, BrainPOP, Houghton Mifflin Harcourt, and Discovery Education. Pearson Virtual School’s proprietary and highly effective online animated Teachlets® tutorials, which introduce challenging topics and provide interactive practice, are also included. LiveLesson® sessions, which provide for real-time web conferencing with individual and small groups of students using voice over IP, chat, electronic whiteboard, and shared web surfing, allows teachers and students to interact with one another in real time in a ‘virtual classroom.’

Yes

0.0 %

For the most recent complete curriculum Program Guide, please visit the following URL
[:https://www.connectionsacademy.com/california-online-school/academics/curriculum/](https://www.connectionsacademy.com/california-online-school/academics/curriculum/)

<p>Health</p>	<p>Charters are not mandated to use state-adopted curriculum. All students receive online and offline materials needed to complete their course of study. The Board of Directors approves the curriculum, textbook, and instructional material selections annually. The Pearson Virtual Schools branded curriculum, including assessments, is aligned to the California Common Core State Standards, California Content Standards and Next Generation Science Standards, as adopted by the State Board of Education for English-Language Arts, Mathematics, Health Education, History-Social Science, Physical Education, Science, Visual and Performing Arts, and World Languages. Additional alignments are conducted for “a” to “g” guidelines. The curriculum is updated regularly based on a rigorous analysis of student performance on state standards as measured by state testing results and internal assessments. The high quality proprietary curriculum integrates textbooks, lesson plans, and other content from a variety of leading publishers including Pearson, McGraw-Hill, and Zaner-Bloser, many of which are already on the state’s approved list. In addition to high-quality virtual and print textbook resources, the curriculum features technology-based content from providers such as Grolier Online, BrainPOP, Houghton Mifflin Harcourt, and Discovery Education. Pearson Virtual School’s proprietary and highly effective online animated Teachlets® tutorials, which introduce challenging topics and provide interactive practice, are also included. LiveLesson® sessions, which provide for real-time web conferencing with individual and small groups of students using voice over IP, chat, electronic whiteboard, and shared web surfing, allows teachers and students to interact with one another in real time in a ‘virtual classroom.’</p> <p>For the most recent complete curriculum Program Guide, please visit the following URL :https://www.connectionsacademy.com/california-online-school/academics/curriculum/</p>	<p>Yes</p>	<p>0.0 %</p>
----------------------	---	------------	--------------

<p>Visual and Performing Arts</p>	<p>Charters are not mandated to use state-adopted curriculum. All students receive online and offline materials needed to complete their course of study. The Board of Directors approves the curriculum, textbook, and instructional material selections annually. The Pearson Virtual Schools branded curriculum, including assessments, is aligned to the California Common Core State Standards, California Content Standards and Next Generation Science Standards, as adopted by the State Board of Education for English-Language Arts, Mathematics, Health Education, History-Social Science, Physical Education, Science, Visual and Performing Arts, and World Languages. Additional alignments are conducted for “a” to “g” guidelines. The curriculum is updated regularly based on a rigorous analysis of student performance on state standards as measured by state testing results and internal assessments. The high quality proprietary curriculum integrates textbooks, lesson plans, and other content from a variety of leading publishers including Pearson, McGraw-Hill, and Zaner-Bloser, many of which are already on the state’s approved list. In addition to high-quality virtual and print textbook resources, the curriculum features technology-based content from providers such as Grolier Online, BrainPOP, Houghton Mifflin Harcourt, and Discovery Education. Pearson Virtual School’s</p>	<p>Yes</p>	<p>0.0 %</p>
--	--	------------	--------------

proprietary and highly effective online animated Teachlets® tutorials, which introduce challenging topics and provide interactive practice, are also included. LiveLesson® sessions, which provide for real-time web conferencing with individual and small groups of students using voice over IP, chat, electronic whiteboard, and shared web surfing, allows teachers and students to interact with one another in real time in a 'virtual classroom.'

For the most recent complete curriculum Program Guide, please visit the following URL
[:https://www.connectionsacademy.com/california-online-school/academics/curriculum/](https://www.connectionsacademy.com/california-online-school/academics/curriculum/)

Science Laboratory Equipment (grades 9-12)

N/A

N/A

0.0 %

School Facility Conditions and Planned Improvements

California Connections Academy Central Valley is a virtual school site and so does not have a physical facility, but it does share office space (e.g. for housing school records) with other California Connections Academy schools. These shared administrative offices are located in office space within relatively new commercial business parks in Ripon and San Juan Capistrano, CA.

Year and month of the most recent FIT report

N/A

System Inspected	Rate Good	Rate Fair	Rate Poor	Repair Needed and Action Taken or Planned
Systems: Gas Leaks, Mechanical/HVAC, Sewer				
Interior: Interior Surfaces				
Cleanliness: Overall Cleanliness, Pest/Vermin Infestation				
Electrical				
Restrooms/Fountains: Restrooms, Sinks/ Fountains				
Safety: Fire Safety, Hazardous Materials				
Structural: Structural Damage, Roofs				
External: Playground/School Grounds, Windows/ Doors/Gates/Fences				

Overall Facility Rate

Exemplary	Good	Fair	Poor
-----------	------	------	------

B. Pupil Outcomes

State Priority: Pupil Achievement

The SARC provides the following information relevant to the State priority: Pupil Achievement (Priority 4):

Statewide Assessments

(i.e., California Assessment of Student Performance and Progress [CAASPP] System includes the Smarter Balanced Summative Assessments for students in the general education population and the California Alternate Assessments [CAAs] for English language arts/literacy [ELA] and mathematics given in grades three through eight and grade eleven. Only eligible students may participate in the administration of the CAAs. CAAs items are aligned with alternate achievement standards, which are linked with the Common Core State Standards [CCSS] for students with the most significant cognitive disabilities).

The CAASPP System encompasses the following assessments and student participation requirements:

1. **Smarter Balanced Summative Assessments and CAAs for ELA** in grades three through eight and grade eleven.
2. **Smarter Balanced Summative Assessments and CAAs for mathematics** in grades three through eight and grade eleven.
3. **California Science Test (CAST) and CAAs for Science** in grades five, eight, and once in high school (i.e., grade ten, eleven, or twelve).

College and Career Ready

The percentage of students who have successfully completed courses that satisfy the requirements for entrance to the University of California and the California State University, or career technical education sequences or programs of study.

Percentage of Students Meeting or Exceeding the State Standard on CAASPP

This table displays CAASPP test results in ELA and mathematics for all students grades three through eight and grade eleven taking and completing a state-administered assessment.

Percentages are not calculated when the number of students tested is ten or less, either because the number of students in this category is too small for statistical accuracy or to protect student privacy.

ELA and mathematics test results include the Smarter Balanced Summative Assessment and the CAA. The “Percent Met or Exceeded” is calculated by taking the total number of students who met or exceeded the standard on the Smarter Balanced Summative Assessment plus the total number of students who met the standard (i.e., achieved Level 3-Alternate) on the CAAs divided by the total number of students who participated in both assessments.

Subject	School 2021-22	School 2022-23	District 2021-22	District 2022-23	State 2021-22	State 2022-23
English Language Arts/Literacy (grades 3-8 and 11)	42	40	32	28	47	46
Mathematics (grades 3-8 and 11)	19	17	13	12	33	34

2022-23 CAASPP Test Results in ELA by Student Group

This table displays CAASPP test results in ELA by student group for students grades three through eight and grade eleven taking and completing a state-administered assessment.

ELA test results include the Smarter Balanced Summative Assessment and the CAA. The “Percent Met or Exceeded” is calculated by taking the total number of students who met or exceeded the standard on the Smarter Balanced Summative Assessment plus the total number of students who met the standard (i.e., achieved Level 3-Alternate) on the CAAs divided by the total number of students who participated in both assessments.

Double dashes (--) appear in the table when the number of students is ten or less, either because the number of students in this category is too small for statistical accuracy or to protect student privacy.

The number of students tested includes all students who participated in the test whether they received a score or not; however, the number of students tested is not the number that was used to calculate the achievement level percentages. The achievement level percentages are calculated using only students who received scores.

CAASPP Student Groups	CAASPP Total Enrollment	CAASPP Number Tested	CAASPP Percent Tested	CAASPP Percent Not Tested	CAASPP Percent Met or Exceeded
All Students	341	274	80.35	19.65	39.78
Female	174	143	82.18	17.82	41.96
Male	159	124	77.99	22.01	35.48
American Indian or Alaska Native	0	0	0	0	0
Asian	--	--	--	--	--
Black or African American	--	--	--	--	--
Filipino	--	--	--	--	--
Hispanic or Latino	180	150	83.33	16.67	40.67
Native Hawaiian or Pacific Islander	--	--	--	--	--
Two or More Races	40	25	62.50	37.50	56.00
White	111	91	81.98	18.02	34.07
English Learners	15	13	86.67	13.33	7.69
Foster Youth	0	0	0	0	0
Homeless	0	0	0	0	0
Military	0	0	0	0	0
Socioeconomically Disadvantaged	190	147	77.37	22.63	33.33
Students Receiving Migrant Education Services	0	0	0	0	0
Students with Disabilities	75	55	73.33	26.67	7.27

2022-23 CAASPP Test Results in Math by Student Group

This table displays CAASPP test results in Math by student group for students grades three through eight and grade eleven taking and completing a state-administered assessment.

Mathematics test results include the Smarter Balanced Summative Assessment and the CAA. The "Percent Met or Exceeded" is calculated by taking the total number of students who met or exceeded the standard on the Smarter Balanced Summative Assessment plus the total number of students who met the standard (i.e., achieved Level 3-Alternate) on the CAAs divided by the total number of students who participated in both assessments.

Double dashes (--) appear in the table when the number of students is ten or less, either because the number of students in this category is too small for statistical accuracy or to protect student privacy.

The number of students tested includes all students who participated in the test whether they received a score or not; however, the number of students tested is not the number that was used to calculate the achievement level percentages. The achievement level percentages are calculated using only students who received scores.

CAASPP Student Groups	CAASPP Total Enrollment	CAASPP Number Tested	CAASPP Percent Tested	CAASPP Percent Not Tested	CAASPP Percent Met or Exceeded
All Students	341	272	79.77	20.23	16.91
Female	174	141	81.03	18.97	12.77
Male	159	124	77.99	22.01	17.74
American Indian or Alaska Native	0	0	0	0	0
Asian	--	--	--	--	--
Black or African American	--	--	--	--	--
Filipino	--	--	--	--	--
Hispanic or Latino	180	149	82.78	17.22	14.09
Native Hawaiian or Pacific Islander	--	--	--	--	--
Two or More Races	40	24	60.00	40.00	29.17
White	111	91	81.98	18.02	17.58
English Learners	15	13	86.67	13.33	0.00
Foster Youth	0	0	0	0	0
Homeless	0	0	0	0	0
Military	0	0	0	0	0
Socioeconomically Disadvantaged	190	147	77.37	22.63	10.88
Students Receiving Migrant Education Services	0	0	0	0	0
Students with Disabilities	75	55	73.33	26.67	7.27

CAASPP Test Results in Science for All Students

This table displays the percentage of all students grades five, eight, and High School meeting or exceeding the State Standard.

Science test results include the CAST and the CAA. The “Percent Met or Exceeded” is calculated by taking the total number of students who met or exceeded the standard on the CAST plus the total number of students who met the standard (i.e., achieved Level 3-Alternate) on the CAAs divided by the total number of students who participated in both assessments.

The number of students tested includes all students who participated in the test whether they received a score or not; however, the number of students tested is not the number that was used to calculate the achievement level percentages. The achievement level percentages are calculated using only students who received scores.

Subject	School 2021-22	School 2022-23	District 2021-22	District 2022-23	State 2021-22	State 2022-23
Science (grades 5, 8 and high school)	33.75	24.61	8.25	8.26	29.47	30.29

2022-23 CAASPP Test Results in Science by Student Group

This table displays CAASPP test results in Science by student group for students grades five, eight, and High School. Double dashes (--) appear in the table when the number of students is ten or less, either because the number of students in this category is too small for statistical accuracy or to protect student privacy.

Student Group	Total Enrollment	Number Tested	Percent Tested	Percent Not Tested	Percent Met or Exceeded
All Students	259	197	76.06	23.94	25.38
Female	138	107	77.54	22.46	18.69
Male	117	87	74.36	25.64	31.03
American Indian or Alaska Native	0	0	0	0	0
Asian	--	--	--	--	--
Black or African American	--	--	--	--	--
Filipino	0	0	0	0	0
Hispanic or Latino	132	104	78.79	21.21	16.35
Native Hawaiian or Pacific Islander	--	--	--	--	--
Two or More Races	29	19	65.52	34.48	36.84
White	84	64	76.19	23.81	39.06
English Learners	--	--	--	--	--
Foster Youth	0	0	0	0	0
Homeless	0	0	0	0	0
Military	--	--	--	--	--
Socioeconomically Disadvantaged	145	112	77.24	22.76	18.75
Students Receiving Migrant Education Services	0	0	0	0	0
Students with Disabilities	48	30	62.50	37.50	13.33

2022-23 Career Technical Education Programs

California Connections Academy offers several CTE courses. The courses are designed to be high-interest and also focused on career preparation. All students are eligible to take these courses and our counseling staff works diligently to match the courses to student interests when including them in a schedule. CTE courses offered at California Connections Academy are as follows:

Advertising and Sales Promotion
 Anatomy and Physiology
 AP Computer Science A A
 AP Computer Science A B
 AP Computer Science Principles A
 AP Computer Science Principles B
 Business Applications
 Career Planning and Skill Development
 Careers in Criminal Justice 1 A
 Careers in Criminal Justice 1 B
 Coding 1 A
 Coding 1 B
 College Prep with ACT
 College Prep with SAT
 Computing for College and Careers 1 A
 Computing for College and Careers 1 B
 Concepts of Engineering & Technology
 Cosmetology I A: Cutting Edge Styles
 Cosmetology I B: Cutting Edge Styles
 Cosmetology 2
 Culinary Arts and Hospitality II: Culinary Arts A
 Culinary Arts and Hospitality II: Culinary Arts B
 Culinary Arts and Hospitality Management A
 Culinary Arts and Hospitality Management B
 Developmental Writing
 Entrepreneurship: Starting Your Own Business A
 Entrepreneurship: Starting Your Own Business B
 Health, Safety, and Nutrition
 Human Resource Management
 International Business
 Internship & Work Study A
 Internship & Work Study B
 Introduction to Business
 Introduction to Communication
 Introduction to Criminal Justice
 Introduction to Early Childhood Education
 Introduction to Finance
 Introduction to Homeland Security
 Introduction to Law
 Introduction to Medical Assisting
 Introduction to Psychology
 Introduction to Sociology
 Introduction to the Paralegal Profession
 Introductory Astronomy
 Leadership and Supervision in Business
 Medical Law and Ethics
 Medical Terminology
 Principles of Management
 Principles of Marketing
 Public Speaking
 Research Methods

2022-23 Career Technical Education (CTE) Participation

Measure	CTE Program Participation
Number of Pupils Participating in CTE	
Percent of Pupils that Complete a CTE Program and Earn a High School Diploma	
Percent of CTE Courses that are Sequenced or Articulated Between the School and Institutions of Postsecondary Education	

Course Enrollment/Completion

This table displays the course enrollment/completion of University of California (UC) and/or California State University (CSU) admission requirements.

UC/CSU Course Measure	Percent
2022-23 Pupils Enrolled in Courses Required for UC/CSU Admission	94.48
2021-22 Graduates Who Completed All Courses Required for UC/CSU Admission	9.68

B. Pupil Outcomes

State Priority: Other Pupil Outcomes

The SARC provides the following information relevant to the State priority: Other Pupil Outcomes (Priority 8): Pupil outcomes in the subject area of physical education.

2022-23 California Physical Fitness Test Results

This table displays the percentage of students participating in each of the five fitness components of the California Physical Fitness Test Results. The administration of the PFT during 2021-22 and 2022-23 school years, only participation results are required for these five fitness areas. Percentages are not calculated and double dashes (--) appear in the table when the number of students tested is ten or less, either because the number of students in this category is too small for statistical accuracy or to protect student privacy.

Grade Level	Component 1: Aerobic Capacity	Component 2: Abdominal Strength and Endurance	Component 3: Trunk Extensor and Strength and Flexibility	Component 4: Upper Body Strength and Endurance	Component 5: Flexibility
Grade 5	25.86%	27.59%	27.59%	25.86%	25.86%
Grade 7	16.25%	16.25%	16.25%	16.25%	16.25%
Grade 9	18.92%	18.92%	18.92%	18.92%	18.92%

C. Engagement

State Priority: Parental Involvement

The SARC provides the following information relevant to the State priority: Parental Involvement (Priority 3): Efforts the school district makes to seek parent input in making decisions regarding the school district and at each school site.

2023-24 Opportunities for Parental Involvement

Parents and other caretakers have the opportunity to be a part of their child’s learning journey and play a critical role in student success. As a “Learning Coach”, parents help their children stay on track, assist with academic monitoring, support in-person socialization opportunities, and more. Teachers, along with parents, proactively identify and work to address student challenges as well as celebrate student successes. Parents monitor student attendance and lesson completion daily. To enhance student learning, parents have the opportunity to interact with teachers during normal school hours which in turn builds positive parent/teacher relationships. Middle school and high school parents are actively involved in progress monitoring and other relevant meetings as needed; these meetings are held at a frequency relevant to the needs of the student. Elementary parents are required to speak with homeroom teachers at least three times per school year and many typically do so more often.

Students and their parents are offered the opportunity to participate in a variety of school-sponsored activities, including official field trips, schoolwide social events, and college tours. Parents may be involved in supporting their children’s philanthropic efforts such as those involved with the school’s chapters of National Junior Honor Society and National Honor Society. Parents take part in the School Advisory Committee meetings, which advise the board and administration on topics such as Title programs and the LCAP. They also have the opportunity to take part in the Caretaker and Administration Collaboration Meeting that allows for a less formal conversation where parents can ask more in depth questions and further our discussion surrounding our school and school goals. A popular private Facebook page provides opportunities for parents to interact and communicate about a variety of topics.

The school’s counseling team offers parent workshops that draw on building students’ social-emotional learning skills: self-awareness, self-regulation, social awareness, responsible decision making, and relationship skills. Sessions take place weekly throughout most of the school year and consist of information, engagement, open discussion, and a forum for caretakers to ask any questions related to mental health. All new parents/Learning Coaches are provided access to an online orientation and are encouraged to complete it prior to enrollment. Numerous supplemental orientations and live online sessions are offered to help new families transition easily into the school; new and returning families may also engage in online sessions dedicated to a myriad of topics such as how to best foster growth mindsets, understanding gifted students, and more. In addition to students’ homeroom teachers, the school gives parents the opportunity to engage with school staff called “Learning Coach Mentors” who proactively support new parents; Learning Coach Mentors may also assist returning parents who are having difficulties in fulfilling their crucial role in their student’s education. To further engage parents and enhance school operations, a parent satisfaction survey conducted by an independent third party firm serves to gather parent feedback annually. Parents are encouraged and reminded that the Technical Support team can be contacted by phone or via a link in the school’s Educational Management System for assistance with technical issues, complaints, and concerns.

C. Engagement

State Priority: Pupil Engagement

The SARC provides the following information relevant to the State priority: Pupil Engagement (Priority 5):

- High school dropout rates;
- High school graduation rates; and
- Chronic Absenteeism

Dropout Rate and Graduation Rate (Four-Year Cohort Rate)

Indicator	School 2020-21	School 2021-22	School 2022-23	District 2020-21	District 2021-22	District 2022-23	State 2020-21	State 2021-22	State 2022-23
Dropout Rate	20.8	18.9	21.8	17.4	17.7	17	9.4	7.8	8.2
Graduation Rate	68.1	77	77	71.7	79.2	81.3	83.6	87	86.2

2022-23 Graduation Rate by Student Group (Four-Year Cohort Rate)

This table displays the 2022-23 graduation rate by student group. For information on the Four-Year Adjusted Cohort Graduation Rate (ACGR), visit the CDE Adjusted Cohort Graduation Rate web page at www.cde.ca.gov/ds/ad/acgrinfo.asp.

Student Group	Number of Students in Cohort	Number of Cohort Graduates	Cohort Graduation Rate
All Students	87	67	77.0
Female	52	44	84.6
Male	35	23	65.7
Non-Binary			
American Indian or Alaska Native	0	0	0.00
Asian	--	--	--
Black or African American	--	--	--
Filipino	0	0	0.00
Hispanic or Latino	39	31	79.5
Native Hawaiian or Pacific Islander	0	0	0.00
Two or More Races	--	--	--
White	31	25	80.6
English Learners	--	--	--
Foster Youth	--	--	--
Homeless	--	--	--
Socioeconomically Disadvantaged	63	48	76.2
Students Receiving Migrant Education Services	0.0	0.0	0.0
Students with Disabilities	18	12	66.7

2022-23 Chronic Absenteeism by Student Group

Student Group	Cumulative Enrollment	Chronic Absenteeism Eligible Enrollment	Chronic Absenteeism Count	Chronic Absenteeism Rate
All Students	795	761	151	19.8
Female	414	393	71	18.1
Male	371	359	78	21.7
Non-Binary	10	9	2	22.2
American Indian or Alaska Native	4	3	1	33.3
Asian	13	13	3	23.1
Black or African American	24	24	7	29.2
Filipino	1	1	0	0.0
Hispanic or Latino	411	396	81	20.5
Native Hawaiian or Pacific Islander	1	1	1	100.0
Two or More Races	91	87	21	24.1
White	249	235	37	15.7
English Learners	38	35	11	31.4
Foster Youth	1	0	0	0.0
Homeless	20	19	5	26.3
Socioeconomically Disadvantaged	531	511	117	22.9
Students Receiving Migrant Education Services	0	0	0	0.0
Students with Disabilities	153	150	42	28.0

C. Engagement

State Priority: School Climate

The SARC provides the following information relevant to the State priority: School Climate (Priority 6):

- Pupil suspension rates;
- Pupil expulsion rates; and
- Other local measures on the sense of safety

Suspensions and Expulsions

This table displays suspensions and expulsions data.

Rate	School 2020-21	School 2021-22	School 2022-23	District 2020-21	District 2021-22	District 2022-23	State 2020-21	State 2021-22	State 2022-23
Suspensions	0.00	0.00	0.00	0.00	0.00	0.33	0.20	3.17	3.60
Expulsions	0.00	0.00	0.00	0.00	0.00	0.00	0.00	0.07	0.08

2022-23 Suspensions and Expulsions by Student Group

Student Group	Suspensions Rate	Expulsions Rate
All Students	0	0
Female	0	0
Male	0	0
Non-Binary		
American Indian or Alaska Native	0	0
Asian	0	0
Black or African American	0	0
Filipino	0	0
Hispanic or Latino	0	0
Native Hawaiian or Pacific Islander	0	0
Two or More Races	0	0
White	0	0
English Learners	0	0
Foster Youth	0	0
Homeless	0	0
Socioeconomically Disadvantaged	0	0
Students Receiving Migrant Education Services	0	0
Students with Disabilities	0	0

2023-24 School Safety Plan

Because our charter school is a virtual school, school safety issues differ from a traditional school. There is no physical school site location, therefore, students and staff all work remotely. For students, school safety issues typically include, but are not limited to, Internet safety as well as policies on bullying and harassment. Pearson Online Classroom, the school's Education Management System, provides a closed communication system, which helps ensure online safety for students. For staff members, common school safety issues addressed with training include Internet safety, students in distress, student, parent or staff bullying and harassment, and other topics. Emergency plans and workplace safety policies are also provided for school staff members who work in a school office. We do host in person events including field trips, festivals, state testing and graduation ceremonies. We do have a comprehensive safety plan that includes the COVID-19 Safety Plan that was board approved on 9-28-21. The plan includes all elements required by Ed Code, including but not limited to: child abuse reporting, disaster and criminal incident procedures, and, discipline and due process for students. The school also has a safety committee that meets at regular intervals. We also offer staff CPR training and active shooter training. Additional information about school safety is available upon request.

D. Other SARC Information Information Required in the SARC

The information in this section is required to be in the SARC but is not included in the state priorities for LCFF.

2020-21 Elementary Average Class Size and Class Size Distribution

This table displays the 2020-21 average class size and class size distribution. The columns titled "Number of Classes" indicates how many classes fall into each size category (a range of total students per class). The "Other" category is for multi-grade level classes.

Grade Level	Average Class Size	Number of Classes with 1-20 Students	Number of Classes with 21-32 Students	Number of Classes with 33+ Students
K	9	3		
1	13	1	1	
2	9	3	1	
3	10	3	1	
4	15	1	1	
5	9	4		
6	10	28		3
Other	3	11		

2021-22 Elementary Average Class Size and Class Size Distribution

This table displays the 2021-22 average class size and class size distribution. The columns titled "Number of Classes" indicates how many classes fall into each size category (a range of total students per class). The "Other" category is for multi-grade level classes.

Grade Level	Average Class Size	Number of Classes with 1-20 Students	Number of Classes with 21-32 Students	Number of Classes with 33+ Students
K	6	6		
1	17	1		
2	6	5		
3	6	5	1	
4	3	12	1	
5	8	5		
6	11	27	1	3
Other	7	3		

2022-23 Elementary Average Class Size and Class Size Distribution

This table displays the 2022-23 average class size and class size distribution. The columns titled "Number of Classes" indicates how many classes fall into each size category (a range of total students per class). The "Other" category is for multi-grade level classes.

Grade Level	Average Class Size	Number of Classes with 1-20 Students	Number of Classes with 21-32 Students	Number of Classes with 33+ Students
K	8	6	0	0
1	13	2	1	0
2	11	3	0	0
3	8	3	1	0
4	13	1	1	0
5	6	6	0	0
6	10	29	2	1
Other	3	3	0	0

2020-21 Secondary Average Class Size and Class Size Distribution

This table displays the 2020-21 average class size and class size distribution. The columns titled "Number of Classes" indicates how many classes fall into each size category (a range of total students per classroom). At the secondary school level, this information is reported by subject area rather than grade level.

Subject	Average Class Size	Number of Classes with 1-22 Students	Number of Classes with 23-32 Students	Number of Classes with 33+ Students
English Language Arts	11	32		4
Mathematics	9	33	2	1
Science	11	31	2	1
Social Science	12	25	1	2

2021-22 Secondary Average Class Size and Class Size Distribution

This table displays the 2021-22 average class size and class size distribution. The columns titled "Number of Classes" indicates how many classes fall into each size category (a range of total students per classroom). At the secondary school level, this information is reported by subject area rather than grade level.

Subject	Average Class Size	Number of Classes with 1-22 Students	Number of Classes with 23-32 Students	Number of Classes with 33+ Students
English Language Arts	11	33	2	3
Mathematics	8	38	2	1
Science	11	32	3	1
Social Science	13	26	1	2

2022-23 Secondary Average Class Size and Class Size Distribution

This table displays the 2022-23 average class size and class size distribution. The columns titled "Number of Classes" indicates how many classes fall into each size category (a range of total students per classroom). At the secondary school level, this information is reported by subject area rather than grade level.

Subject	Average Class Size	Number of Classes with 1-22 Students	Number of Classes with 23-32 Students	Number of Classes with 33+ Students
English Language Arts	12	36	0	4
Mathematics	9	33	2	2
Science	12	26	4	1
Social Science	14	22	2	2

2022-23 Ratio of Pupils to Academic Counselor

This table displays the ratio of pupils to Academic Counselor. One Full Time Equivalent (FTE) equals one staff member working full time; one FTE could also represent two staff members who each work 50 percent of full time.

Title	Ratio
Pupils to Academic Counselor	464

2022-23 Student Support Services Staff

This table displays the number of FTE support staff assigned to this school. One Full Time Equivalent (FTE) equals one staff member working full time; one FTE could also represent two staff members who each work 50 percent of full time.

Title	Number of FTE Assigned to School
Counselor (Academic, Social/Behavioral or Career Development)	1.5
Library Media Teacher (Librarian)	
Library Media Services Staff (Paraprofessional)	
Psychologist	0.1
Social Worker	0.1
Nurse	
Speech/Language/Hearing Specialist	
Resource Specialist (non-teaching)	
Other	

Fiscal Year 2021-22 Expenditures Per Pupil and School Site Teacher Salaries

This table displays the 2021-22 expenditures per pupil and average teacher salary for this school. Cells with N/A values do not require data.

Level	Total Expenditures Per Pupil	Expenditures Per Pupil (Restricted)	Expenditures Per Pupil (Unrestricted)	Average Teacher Salary
School Site	\$10,088.82	\$2,363.66	\$7,725.16	\$61,705.00
District	N/A	N/A	\$22,438	\$66,993
Percent Difference - School Site and District	N/A	N/A	-97.6	
State	N/A	N/A	\$7,607	\$77,993
Percent Difference - School Site and State	N/A	N/A	15.8	

Fiscal Year 2022-23 Types of Services Funded

Programs provided by the school, in addition to the regular virtual program, include but are not limited to: Gifted/Talented, Special Education, ELL support, academic remediation and intervention programs (for Math at all grade levels and Math and ELA for elementary grade levels 3-5), Career/Technical Education courses, and Specialty Academies for students with talent and interest in athletics, the arts or science/technology.

Fiscal Year 2021-22 Teacher and Administrative Salaries

This table displays the 2021-22 Teacher and Administrative salaries. For detailed information on salaries, see the CDE Certification Salaries & Benefits web page at <http://www.cde.ca.gov/ds/fd/cs/>.

Category	District Amount	State Average for Districts in Same Category
Beginning Teacher Salary	\$52,978	\$47,616
Mid-Range Teacher Salary	\$69,957	\$75,580
Highest Teacher Salary	\$89,376	\$100,485
Average Principal Salary (Elementary)	\$0	\$114,067
Average Principal Salary (Middle)	\$0	\$123,622
Average Principal Salary (High)	\$0	\$125,386
Superintendent Salary	\$147,084	\$157,977
Percent of Budget for Teacher Salaries	22.79%	27.82%
Percent of Budget for Administrative Salaries	3.47%	5.78%

2022-23 Advanced Placement (AP) Courses

This table displays the percent of student in AP courses at this school.

Percent of Students in AP Courses	2.9
--	-----

This table displays the number of AP courses offered at this school where there are student course enrollments of at least one student.

Subject	Number of AP Courses Offered
Computer Science	1
English	2
Fine and Performing Arts	1
Foreign Language	0
Mathematics	2
Science	2
Social Science	2
Total AP Courses Offered Where there are student course enrollments of at least one student.	10

Professional Development

All teachers have approximately 20 days each school year for professional development and training. In addition, Professional Learning Communities actively meet throughout the school year during time set aside for this important professional development activity which supports student learning through data analysis and professional collaboration.

Training/Professional Learning Elements - The following training and professional learning programs are provided to California Connections Academy teachers:

1. Teacher Orientation Courses

Teacher Orientation Course: Foundations of Instruction - All new teachers complete a self-guided, Pearson Virtual School-developed teacher orientation course. This course is delivered through Pearson Online Classroom and contains lessons, interactive practice activities, assessments, and online tutorials. This course covers "the basics" teachers need to know to effectively do their job, including guidance on how to establish a relationship with students, personalize instruction, effectively grade and provide meaningful feedback, monitor progress, and use our multitiered instructional model. Upon successful completion of this course and its assessments, teachers are ready to begin. Teachers must complete this course within their first 30 days of employment with an overall score of 80% or higher.

Returning Staff Updates - This course is designed for teachers who are returning to Pearson Virtual Schools and have already completed the Teacher Orientation Course. The returning staff update includes information about procedures, Pearson Online Classroom features, and instructional programs that are new or updated for the current school year. A link to the Teacher Orientation Course is included in the returning staff update for reference. To ensure they are aware of changes from the prior school year, returning teachers must complete an assessment with an overall score of 80% or higher during the first 30 days of the school year.

2. Connections Academy Professional Learning Series

Research on effective professional development tells us that professional development should be intensive, ongoing, and connected to practice. We are not effective when we provide stand-alone professional development workshops. Teachers need to try out new ideas and strategies with their students and reflect on the results of these strategies. Intensive professional development, especially when it includes the application of knowledge to planning and instruction, has a greater chance of influencing teaching practices, and in turn, leading to gains in student learning. Pearson Virtual Schools provides teachers with ongoing professional development activities throughout the year. Presenters with various backgrounds and areas of content expertise

Professional Development

conduct live tutorial sessions on a rotating basis throughout the school year.

Pearson Online School provides a systematic approach to professional learning for all teachers. Topics for professional learning sessions support our core standards for facilitating student learning, align with the school year cycle, and are driven by our belief that all students can and must learn. Each series is: Intensive – Participants will identify the purpose of educational practices, examine how they can be implemented in the virtual or blended environment, and collaboratively discuss strategies that can be implemented with students.

Ongoing – New instructional strategies and the latest learning research will be connected to topics presented and discussed in prior sessions to demonstrate how specific educational practices form the “big picture” of effect.

Connected to practice – Following each session, participants will apply what they’ve learned to their professional practice. They will integrate precise, targeted strategies into their planning and instruction, and reflect on the outcomes through the Teacher ePortfolio Data View.

3. University Online Instruction Courses

Pearson Virtual School offers up to \$5,250 per year per teacher in tuition reimbursement to support continuing education. Some restrictions apply including enrollment in an accredited program or degree path as well as successful completion of the course(s).

4. Pearson Virtual School Leadership Academy

Pearson Virtual School cultivates internal leadership candidates through a series of meetings that focus on administrative, policy, and operational issues. Candidates who have an interest in future leadership opportunities are selected through an application process. This forum promotes critical thinking in the areas of educational research, administrative practice, and supervisory proficiency as they relate to virtual school leadership. Participants will also be expected to complete a year-long action research project at their school and report on the results at the final meeting of the Leadership Academy.

5. Teacher Central

Teacher Central is a website that is easy to navigate and serves as a one-stop shop for teachers and staff to find guidance on instructional practices, professional learning, and training resources. Each section contains links to resources to support teacher effectiveness, best practices, and tools designed to personalize the learning experience for students. The Teacher Central website supports school-based staff with a variety of recorded tutorials, presentations, guides, and links to resources in 10 key categories:

- Pearson Online Classroom Tools
- Curriculum and Course Support
- Data & Reports
- Enrollment, Placement, and Withdrawal
- Family Engagement
- Multitiered Instructional Support
- Professional Learning and Collaboration
- School Year Cycle
- Teacher Protocols, Policies, and Best Practice
- Live Lesson Sessions

Training and Professional Learning Delivery Models

Pearson Virtual Classroom uses several modes to deliver training and professional learning:

In-Person Training: Recognizing the tenets of effective professional development established by the National Staff Development Council (NSDC), interpersonal connections increase the impact of training for adult learners. Pearson Virtual School’s Academic Training and Support Services team facilitates face-to-face training by school request. This can help establish rapport and promote collegial learning communities that are continued throughout the year via remote interactions. **“Train-the-Trainer”:** Each school selects at least one teacher to serve as a Training Representative to work with members of the Academic Training and Support Services team throughout the year. Training Representatives stay current on and then train teachers at their school on school-year cycle tasks, Pearson Online Classroom updates, and changes to processes. To assist them in this role, Training Representatives are given access to training materials they can customize, such as PowerPoint trainings, one-page guides, and activities to reinforce learning.

Synchronous Web-Based Training: In line with our commitment to use cutting-edge technology to promote learning for

Professional Development

students, Pearson Online Classroom also implements this model for teacher training and professional learning. Real-time trainings and professional learning sessions conducted virtually, along with recorded trainings are offered throughout the year on a variety of school-specific and system-wide initiatives. Schools can request additional, school-specific sessions at any time.

Teacher Support During Implementation

California Connections Academy teachers are all assigned supervisors. The supervisors are tasked with monitoring and supporting the teachers during their implementation of professional development activities. They will meet as often as twice a month to ensure implementation is on track.

This table displays the number of school days dedicated to staff development and continuous improvement.

Subject	2021-22	2022-23	2023-24
Number of school days dedicated to Staff Development and Continuous Improvement	20	20	20